

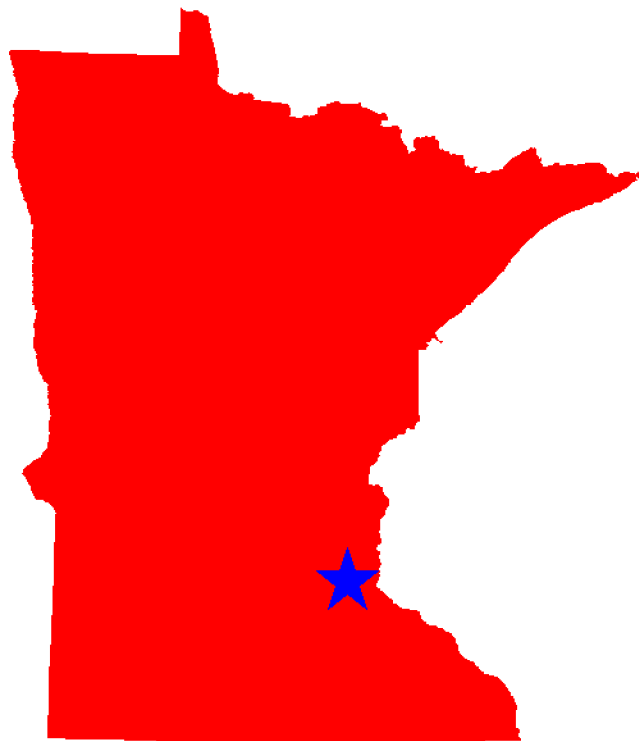


U.S. Department of Transportation



National Highway Traffic Safety Administration
National Center for Statistics and Analysis

Unrestrained Passenger Vehicle Occupant (Age>5) Fatalities by County Minnesota , 2006



This Report Contains Data From the Following Sources:
Fatality Data - NCSA Fatality Analysis Reporting System (FARS)
FARS Data: 2006 Annual Report File (ARF)
Population Data - U.S. Bureau of the Census



U.S. Department of Transportation



National Highway Traffic Safety Administration
National Center for Statistics and Analysis

Unrestrained Passenger Vehicle Occupant (Age > 5) Fatality Data, Minnesota

Table of Contents

MAPS

Page 3: Map:Rate of Unrestrained Fatalities per 100k Population, 2006

Page 4: Map:Unrestrained Fatalities by County, 2006

STATISTICS

Page 5: Table: Unrestrained Passenger Vehicle Occupant Fatalities and Fatality Rate, Minnesota , 2006

Page 5: Table: Percentile Info of Unrestrained Passenger Vehicle Occupant Fatality Rate, Minnesota , 2006

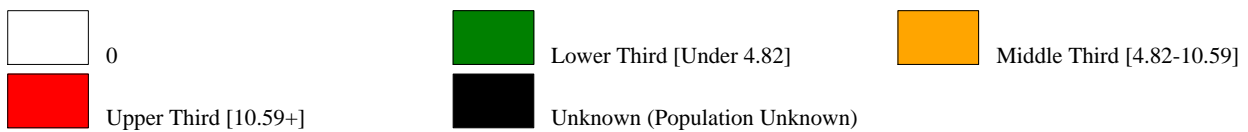
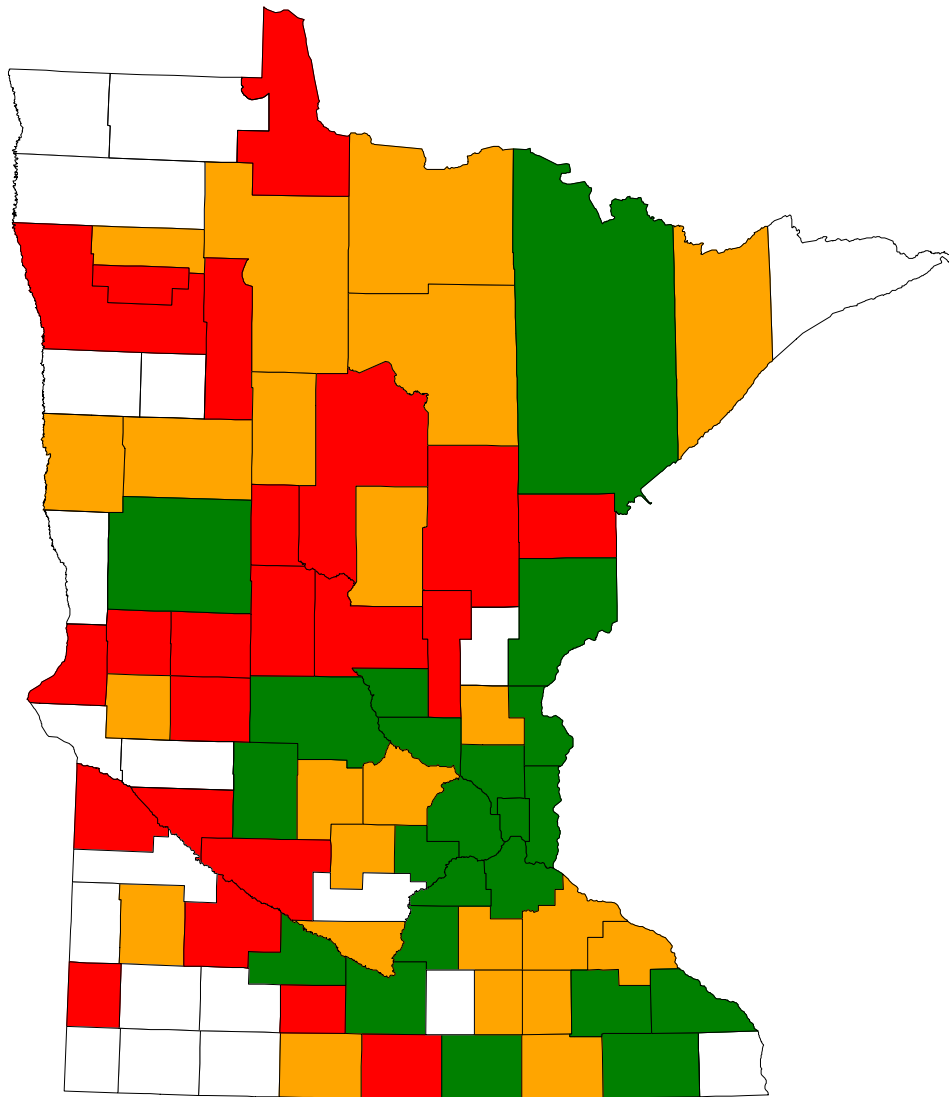
Page 6: Table: Unrestrained Passenger Vehicle Occupant Fatalities and Fatality Rate by County, Minnesota , 2006



Unrestrained Passenger Vehicle Occupant (Age > 5) Fatality Data, Minnesota

The map below puts the fatality rate/100k population into four bins. Given the fatality rates for all counties in Minnesota in 2006, each county's fatality rate can fall in the lower, middle or upper third of rates or could be 0 (no fatalities).

Fatality Rate per 100,000 Population as Compared to Rates for all Counties in Minnesota





Unrestrained Passenger Vehicle Occupant (Age > 5) Fatality Data, Minnesota

Restraint Use Among Fatally Injured Passenger Vehicle Occupants (aged 5 and above)

	Total	Restrained		Unrestrained		Unknown		Unrestrained Fatalities per 100k Population
		Number	Percent	Number	Percent	Number	Percent	
Minnesota	357	144	40%	184	52%	29	8%	3.56

Distribution of Unrestrained Passenger Vehicle Occupant Fatality Rate per 100k Population across all Minnesota Counties, 2006

State	33rd Percentile	50th Percentile	66th Percentile
Minnesota	4.82	7.78	10.59



U.S. Department of Transportation



National Highway Traffic Safety Administration
National Center for Statistics and Analysis

Unrestrained Passenger Vehicle Occupant (Age > 5) Fatality Data, Minnesota

Restraint Use Among Fatally Injured Passenger Vehicle Occupants (aged 5 and above), by County

