

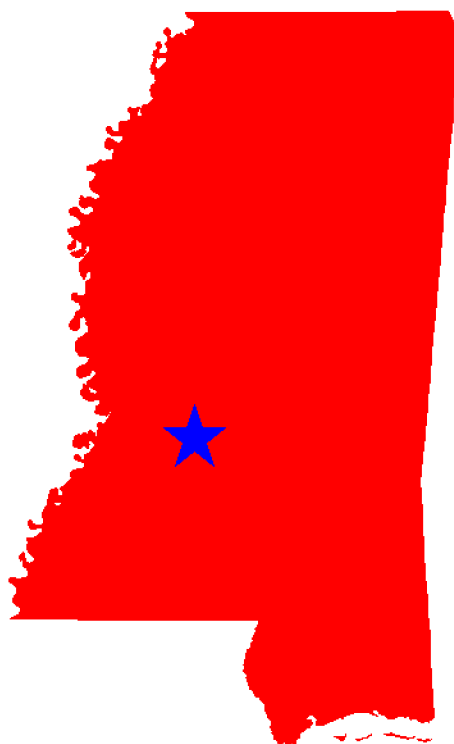


U.S. Department of Transportation



National Highway Traffic Safety Administration  
National Center for Statistics and Analysis

## Unrestrained Passenger Vehicle Occupant (Age>5) Fatalities by County Mississippi, 2006



This Report Contains Data From the Following Sources:  
Fatality Data - NCSA Fatality Analysis Reporting System (FARS)  
FARS Data: 2006 Annual Report File (ARF)  
Population Data - U.S. Bureau of the Census



U.S. Department of Transportation



National Highway Traffic Safety Administration  
National Center for Statistics and Analysis

---

## Unrestrained Passenger Vehicle Occupant (Age > 5) Fatality Data, Mississippi

### Table of Contents

#### MAPS

Page 3: Map:Rate of Unrestrained Fatalities per 100k Population, 2006

Page 4: Map:Unrestrained Fatalities by County, 2006

#### STATISTICS

Page 5: Table: Unrestrained Passenger Vehicle Occupant Fatalities and Fatality Rate, Mississippi , 2006

Page 5: Table: Percentile Info of Unrestrained Passenger Vehicle Occupant Fatality Rate, Mississippi , 2006

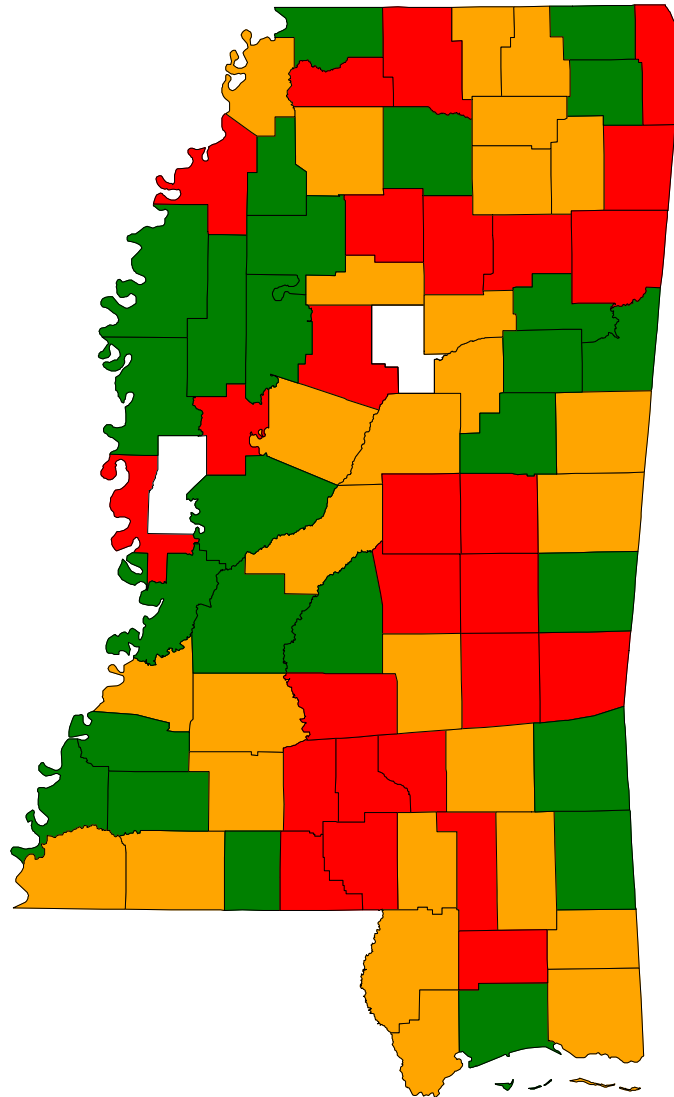
Page 6: Table: Unrestrained Passenger Vehicle Occupant Fatalities and Fatality Rate by County, Mississippi , 2006



### Unrestrained Passenger Vehicle Occupant (Age > 5) Fatality Data, Mississippi

The map below puts the fatality rate/100k population into four bins. Given the fatality rates for all counties in Mississippi in 2006, each county's fatality rate can fall in the lower, middle or upper third of rates or could be 0 (no fatalities).

Fatality Rate per 100,000 Population as Compared to Rates for all Counties in Mississippi

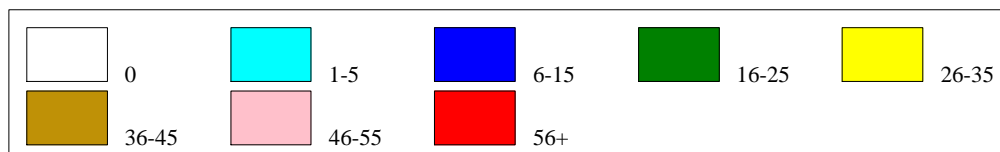
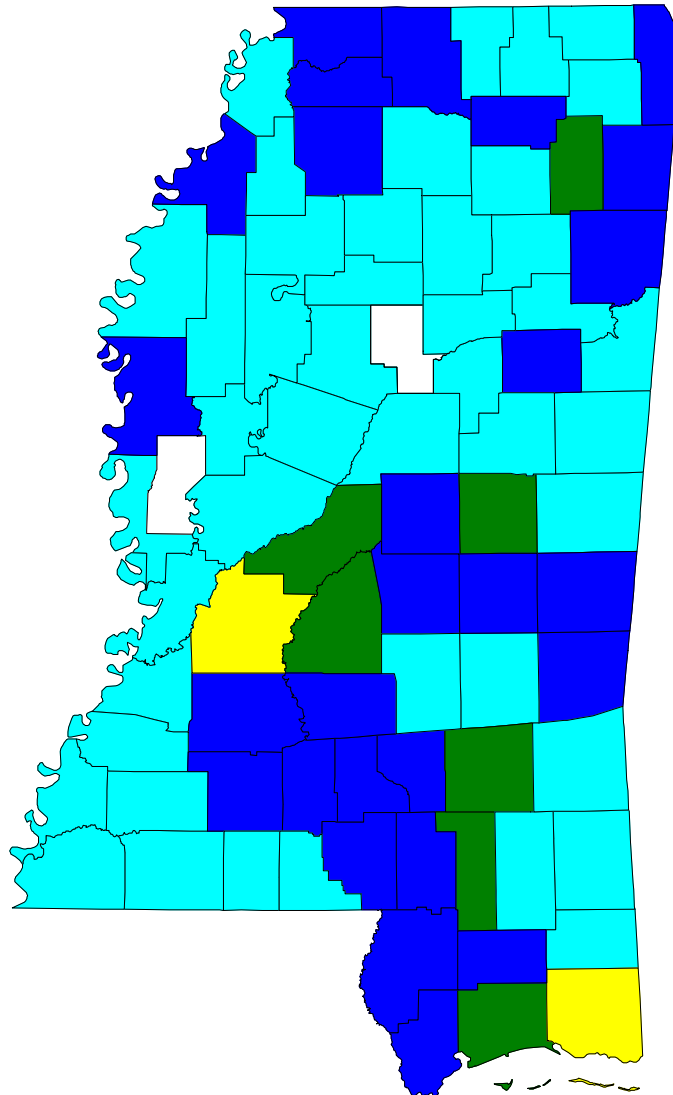




### Unrestrained Passenger Vehicle Occupant (Age > 5) Fatality Data, Mississippi

The map below categorizes the number of unrestrained passenger vehicle occupant fatalities.

Unrestrained Passenger Vehicle Occupant Fatalities by County, Mississippi, 2006





**Unrestrained Passenger Vehicle Occupant (Age > 5) Fatality Data, Mississippi**  
Restraint Use Among Fatally Injured Passenger Vehicle Occupants (aged 5 and above)

	Total	Restrained		Unrestrained		Unknown		Unrestrained Fatalities per 100k Population
		Number	Percent	Number	Percent	Number	Percent	
<b>Mississippi</b>	751	205	27%	546	73%	0	0%	18.76

Distribution of Unrestrained Passenger Vehicle Occupant Fatality Rate per 100k Population across all Mississippi Counties, 2006

State	33rd Percentile	50th Percentile	66th Percentile
Mississippi	14.85	19.995	25.4



U.S. Department of Transportation



National Highway Traffic Safety Administration  
National Center for Statistics and Analysis

---

Unrestrained Passenger Vehicle Occupant (Age > 5) Fatality Data, Mississippi

Restraint Use Among Fatally Injured Passenger Vehicle Occupants (aged 5 and above), by County





