

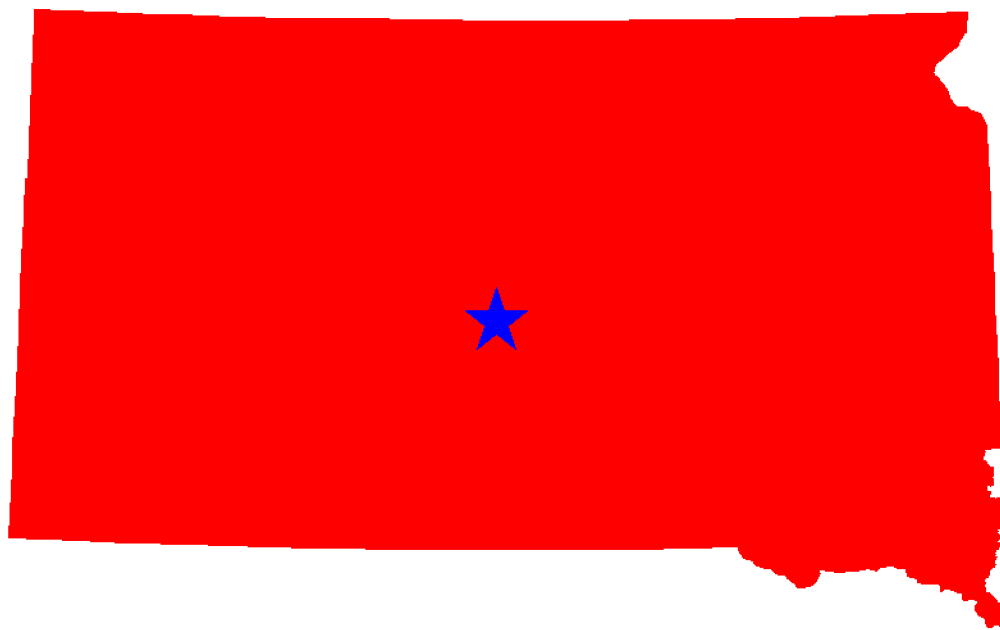


U.S. Department of Transportation



National Highway Traffic Safety Administration
National Center for Statistics and Analysis

Unrestrained Passenger Vehicle Occupant (Age>5) Fatalities by County South Dakota , 2006



This Report Contains Data From the Following Sources:
Fatality Data - NCSA Fatality Analysis Reporting System (FARS)
FARS Data: 2006 Annual Report File (ARF)
Population Data - U.S. Bureau of the Census



Unrestrained Passenger Vehicle Occupant (Age > 5) Fatality Data, South Dakota

Table of Contents

MAPS

Page 3: Map:Rate of Unrestrained Fatalities per 100k Population, 2006

Page 4: Map:Unrestrained Fatalities by County, 2006

STATISTICS

Page 5: Table: Unrestrained Passenger Vehicle Occupant Fatalities and Fatality Rate, South Dakota , 2006

Page 5: Table: Percentile Info of Unrestrained Passenger Vehicle Occupant Fatality Rate, South Dakota , 2006

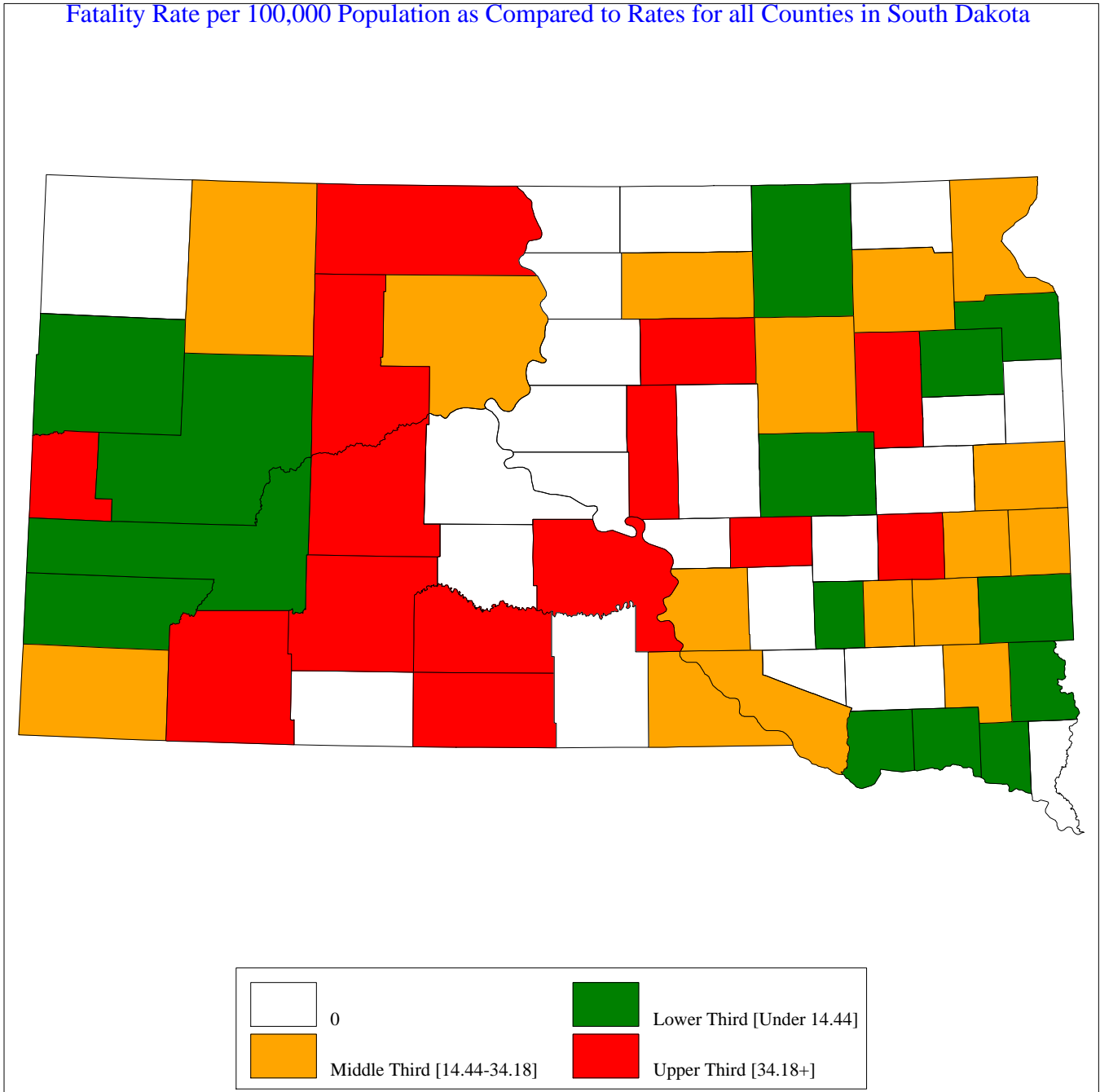
Page 6: Table: Unrestrained Passenger Vehicle Occupant Fatalities and Fatality Rate by County, South Dakota , 2006



Unrestrained Passenger Vehicle Occupant (Age > 5) Fatality Data, South Dakota

The map below puts the fatality rate/100k population into four bins. Given the fatality rates for all counties in South Dakota in 2006, each county's fatality rate can fall in the lower, middle or upper third of rates or could be 0 (no fatalities).

Fatality Rate per 100,000 Population as Compared to Rates for all Counties in South Dakota

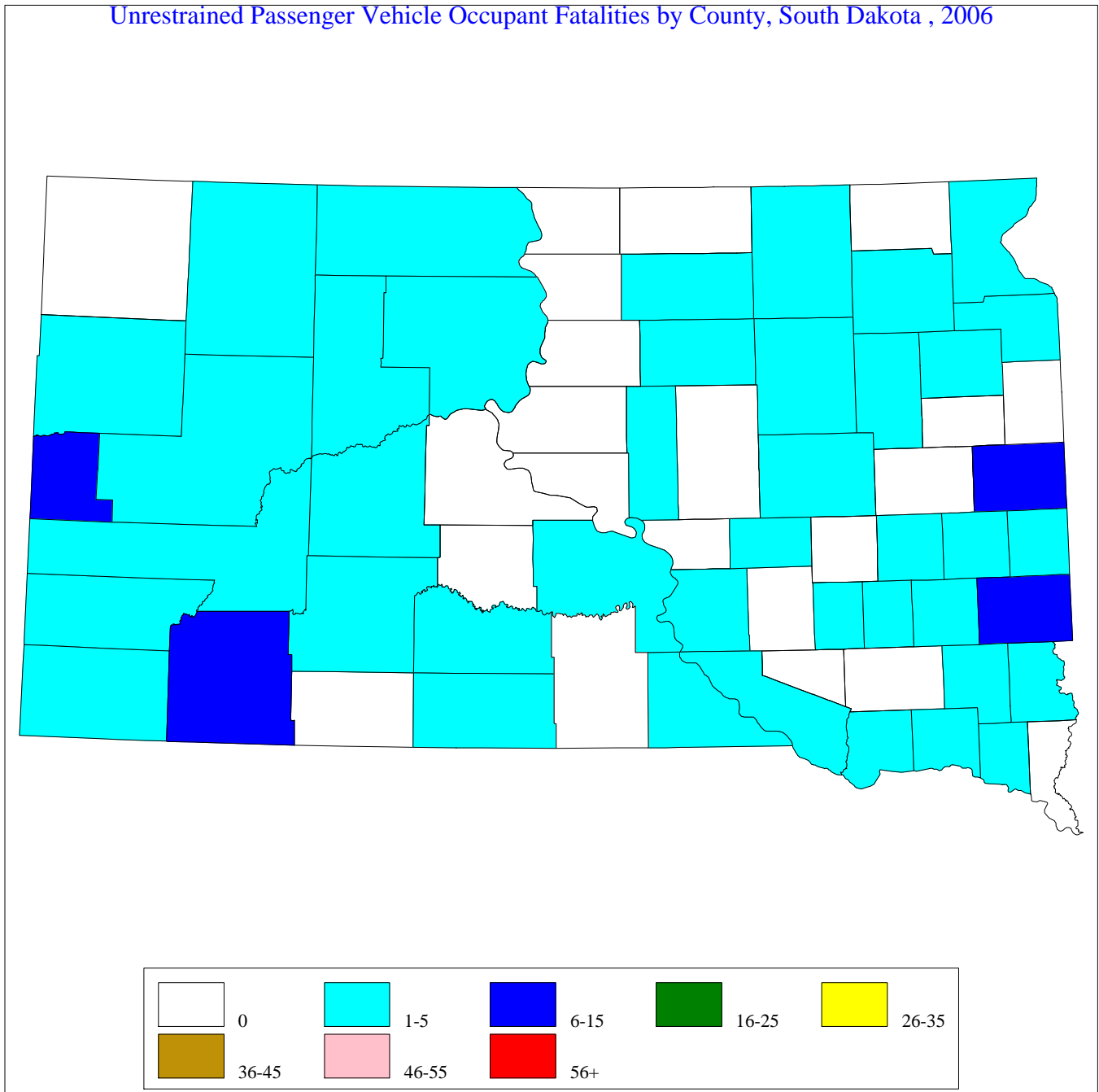




Unrestrained Passenger Vehicle Occupant (Age > 5) Fatality Data, South Dakota

The map below categorizes the number of unrestrained passenger vehicle occupant fatalities.

Unrestrained Passenger Vehicle Occupant Fatalities by County, South Dakota, 2006





Unrestrained Passenger Vehicle Occupant (Age > 5) Fatality Data, South Dakota
Restraint Use Among Fatally Injured Passenger Vehicle Occupants (aged 5 and above)

	Total	Restrained		Unrestrained		Unknown		Unrestrained Fatalities per 100k Population
		Number	Percent	Number	Percent	Number	Percent	
South Dakota	147	25	17%	111	76%	11	7%	14.20

Distribution of Unrestrained Passenger Vehicle Occupant Fatality Rate per 100k Population across all South Dakota Counties, 2006

State	33rd Percentile	50th Percentile	66th Percentile
South Dakota	14.44	24.025	34.18

