

# *State of Florida*



# **HIGHWAY SAFETY PERFORMANCE PLAN**

# **FY 2009**



Florida Department of Transportation  
State Safety Office  
Traffic Safety Section



*State of Florida*  
*Highway Safety Performance Plan*  
*FY 2009*

**Table of Contents**

	<b>Section</b>
<b>Performance Plan</b>	
<b>Performance Plan</b> .....	1
Problem Identification	
Performance Goals	
Performance Measures	
Program Prioritization	
Project Selection Process	
Program Administration	
<b>Highway Safety Plan</b>	
Planning and Administration .....	2
Paid Media .....	3
Occupant Protection.....	4
Community Traffic Safety .....	5
Alcohol .....	6
Pedestrian and Bicycle Safety .....	7
Traffic Records .....	8
Motorcycle Safety.....	9
Police Traffic Services.....	10
Speed Control .....	11
Roadway Safety.....	12
<b>Certifications and Assurances</b>	
Certifications and Assurances.....	13
<b>Program Cost Summary</b>	
Program Cost Summary Form.....	14



An orange-colored outline map of the state of Florida, centered on the page. The map shows the state's geographical shape, including the panhandle and the peninsula.

# **PERFORMANCE PLAN**



# Performance Plan

## Problem Identification

The Florida Department of Transportation Safety Office identifies Florida's traffic crash problem in a number of ways, including:

- ❖ Analyzing data from the *Highway Safety Matrix*,
- ❖ Reviewing statistics from the annual DHSMV *Traffic Crash Facts* book,
- ❖ Reviewing data from the annual Florida Uniform Traffic Citation Statistics report,
- ❖ Meeting with advisory groups,
- ❖ Reviewing the results of public opinion and observational surveys, and
- ❖ Utilizing the knowledge and experience of Traffic Safety Section staff.

The Safety Office receives data from the Department of Highway Safety and Motor Vehicles (DHSMV) that includes all information collected by DHSMV on "long form" crash reports. This data is used to create the annual *Highway Safety Matrix*, and the staff can perform analyses using the data.

All staff members are responsible for using information from the matrix and the annual Traffic Crash Facts books to identify the traffic safety problems to be addressed in their program modules. Planners can have either the Safety Office Crash Records Section or DHSMV staff perform specific data inquiries for them as they work to identify problems in their areas.

The Traffic Safety Section staff works with a variety of groups to identify statewide problems. Advisory groups include the Strategic Highway Safety Plan Executive and Steering Committees, EMS Advisory Council, Traffic Records Coordinating Committee, Motorcycle Safety Coalition, and the Technical Advisory Committee on DUI Enforcement and Prosecution. Staff members also work with local community traffic safety teams to identify problems and attend meetings of the Community Traffic Safety Team Coalition.

Observational studies are conducted annually to determine safety belt use in the state. This information is used by the Occupant Protection Coordinator to target areas for public awareness efforts and enforcement activities. Telephone and DHSMV surveys are conducted annually in conjunction with the *Click It or Ticket* and *Drunk Driving: Over the Limit. Under Arrest* campaigns to evaluate the effectiveness of the awareness programs and find out what the public thinks the problems are in the state. The Occupant Protection Coordinator and the DUI Coordinator use this information in planning future activities.

## **Relationship to Strategic Highway Safety Plan**

Florida's Strategic Highway Safety Plan (SHSP) was developed and its process approved in 2006 through statewide input from two traffic safety summits and a web-based survey. As a result, Florida's SHSP focuses on four Emphasis Areas (Aggressive Driving, Intersection Crashes, Vulnerable Road Users, and Lane Departure Crashes), and three Continuing Priority Areas (Occupant Protection, Impaired Driving, and Traffic Data and Decision Support) upon which its thirteen safety partners agreed to focus their resources to reduce the rate of fatalities and serious injuries by 5% per year beginning in 2007. The Highway Safety Performance Plan (HSPP) supports and complements the SHSP by emphasizing the importance of the SHSP focus areas through its funding and outreach initiatives.

Each of the seven focus areas of the SHSP are major components of the HSPP. Awards implement the goals and strategies of the SHSP by funding a wide variety of programs: 1.) law enforcement overtime to eliminate speeding and other dangerous behaviors that constitute aggressive driving; 2.) awareness and enforcement initiatives to eliminate distracted driving and decrease lane departure crashes; 3.) awareness, educational, training, and enforcement efforts to increase awareness of motorists, bicyclists, pedestrians, and motorcyclists, increase helmet use especially in younger children, and promote awareness of new laws; 4.) awareness and enforcement initiatives to reduce red light running incidents and increase awareness when making right turns on red to reduce incidents at intersection; 5.) an aggressive child passenger seat program and training opportunities, including the only program of its kind in the nation that provides child passenger safety services to special needs children; 6.) overtime to law enforcement to assist in DUI enforcement activities, teen driving programs, supporting the Technical Advisory Committee on DUI Enforcement and Prosecution, DUI training for law enforcement and prosecutors, and support for DUI Court Programs; and 7) providing software and hardware for electronic crash reporting, expansion of Florida's EMSTAR program (for NEMSIS compliance), and locating crashes on all roads.



## Crash Data

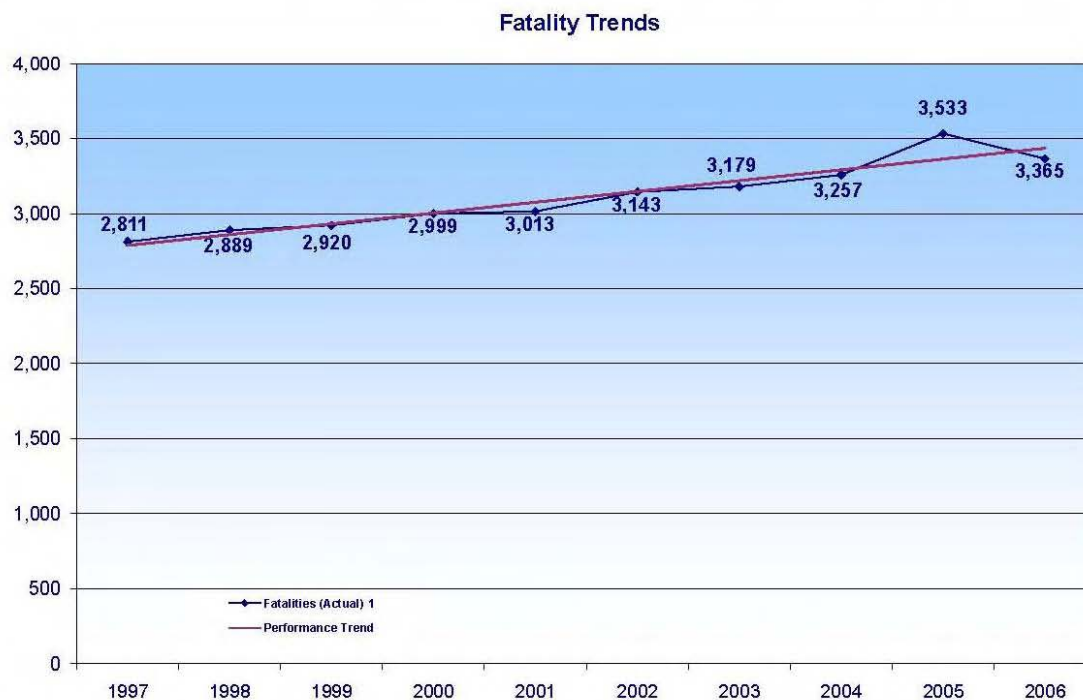
Crash Data / Trends	Baseline Data 1997-2000				Progress Report Data 2001-2006					
Fatalities (Actual) <sup>1</sup>	1997	1998	1999	2000	2001	2002	2003	2004	2005	2006
	2,811	2,889	2,920	2,999	3,013	3,143	3,179	3,257	3,533	3,365
Fatality Rate /100 million VMT	1997	1998	1999	2000	2001	2002	2003	2004	2005	2006
	2.10	2.10	2.06	1.97	1.76	1.76	1.71	1.66	1.76	1.65
Injuries (Actual) <sup>1</sup>	1997	1998	1999	2000	2001	2002	2003	2004	2005	2006
	240,001	241,863	232,225	231,588	234,600	229,611	221,639	227,192	233,930	214,914
Fatality & Serious Injury Rate/100 million VMT	1997	1998	1999	2000	2001	2002	2003	2004	2005	2006
	25.58	23.65	23.20	21.50	19.89	18.83	17.65	16.72	16.32	15.36
Fatality Rate/100K Population <sup>2</sup>	1997	1998	1999	2000	2001	2002	2003	2004	2005	2006
	18.37	18.40	18.13	18.28	17.93	18.27	18.16	18.59	19.73	18.40
Fatal & Serious Injury Rate/100K pop. <sup>2</sup>	1997	1998	1999	2000	2001	2002	2003	2004	2005	2006
	224.09	207.15	204.47	199.42	203.7	195.72	187.26	187.17	183.15	170.96
Alcohol Related Fatalities <sup>1</sup>	1997	1998	1999	2000	2001	2002	2003	2004	2005	2006
	926	862	936	979	1,000	1,007	1,096	1,093	1,240	1,099
Proportion of Alcohol Related Fatalities	1997	1998	1999	2000	2001	2002	2003	2004	2005	2006
	33.0	29.8	32.1	32.6	33.2	32.0	34.5	33.6	35.1	32.7
Alcohol Related Fatality Rate/100M VMT	1997	1998	1999	2000	2001	2002	2003	2004	2005	2006
	0.69	0.63	0.66	0.65	0.58	0.56	0.59	0.58	0.62	0.54
Percent of Population Using Safety Belts	1997	1998	1999	2000	2001	2002	2003	2004	2005	2006
	60.0%	57.1%	58.7%	64.8%	69.5%	75.1%	72.6%	76.3%	73.9%	80.7%
Pedestrian Fatalities <sup>1</sup>	1997	1998	1999	2000	2001	2002	2003	2004	2005	2006
	535	548	501	506	510	484	509	504	576	546
Bicyclist Fatalities <sup>1</sup>	1997	1998	1999	2000	2001	2002	2003	2004	2005	2006
	114	95	115	83	107	108	95	119	119	124
Motorcyclist Fatalities <sup>1</sup>	1997	1998	1999	2000	2001	2002	2003	2004	2005	2006
	163	158	156	227	252	274	339	388	441	521
Vehicle Miles Travelled (in millions)	1997	1998	1999	2000	2001	2002	2003	2004	2005	2006
	134,007	137,495	141,903	152,136	171,029	178,681	185,642	196,185	200,974	203,783
<sup>1</sup> Fatality and injury data from the Department of Highway Safety and Motor Vehicles Traffic Crash Facts books.										
<sup>2</sup> Population figures obtained from the Florida Legislature's Office of Economic and Demographic Research.										

Amended 10/20/2008

## Performance Goals and Trends\*

**Goal: Fatalities**  
Baseline

To reduce the number of people killed annually in traffic crashes to 3,000 by December 31, 2009.  
Baseline Data



**Goal: Fatality Rate/VMT**  
Baseline

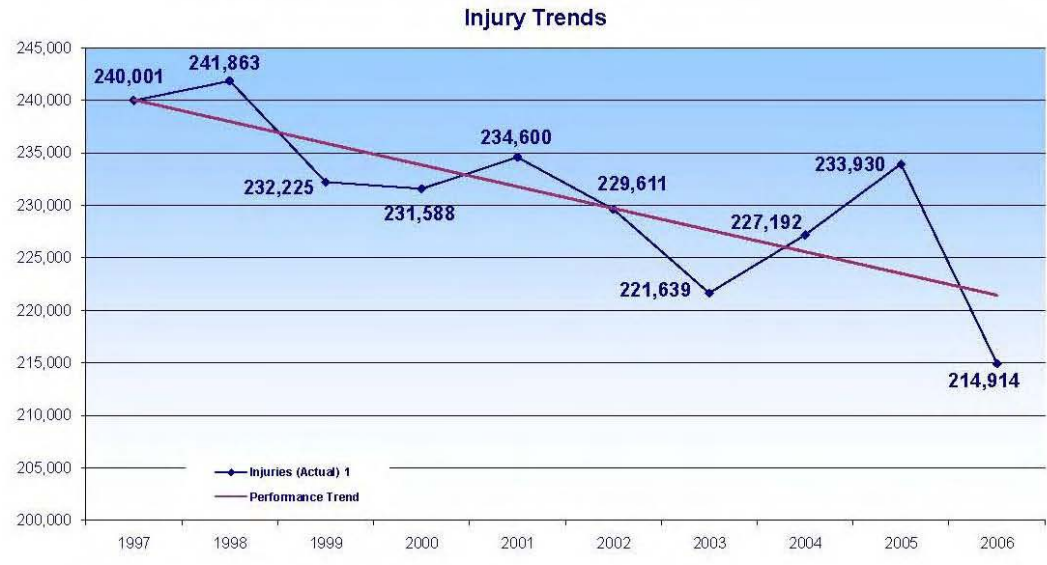
To reduce the fatality rate to 1.6 per 100M VMT by December 31, 2009.  
Baseline Data



\*Goals set by Safety Office planners.

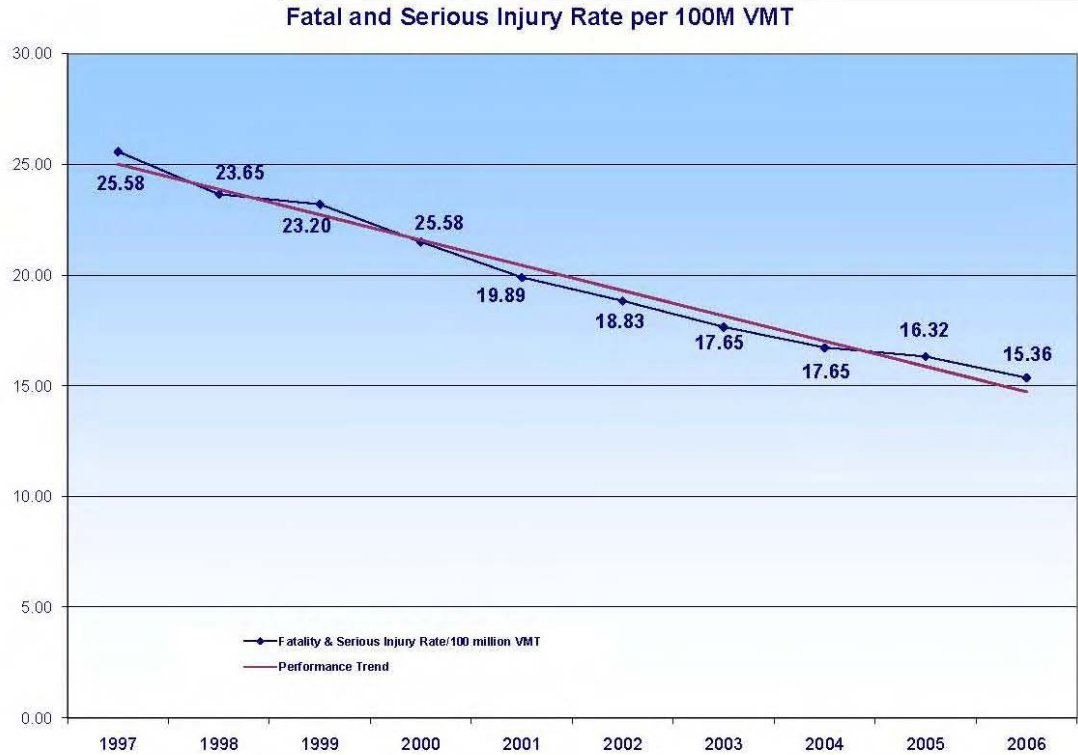
**Goal: Injuries**  
Baseline

To reduce annual traffic injuries to 210,000 by December 31, 2009.  
Baseline Data



**Goal: Fatal and Injury Rate/VMT**  
Baseline

To reduce the fatal and injury rate to 15.0 per 100M VMT by December 31, 2009.  
Baseline Data

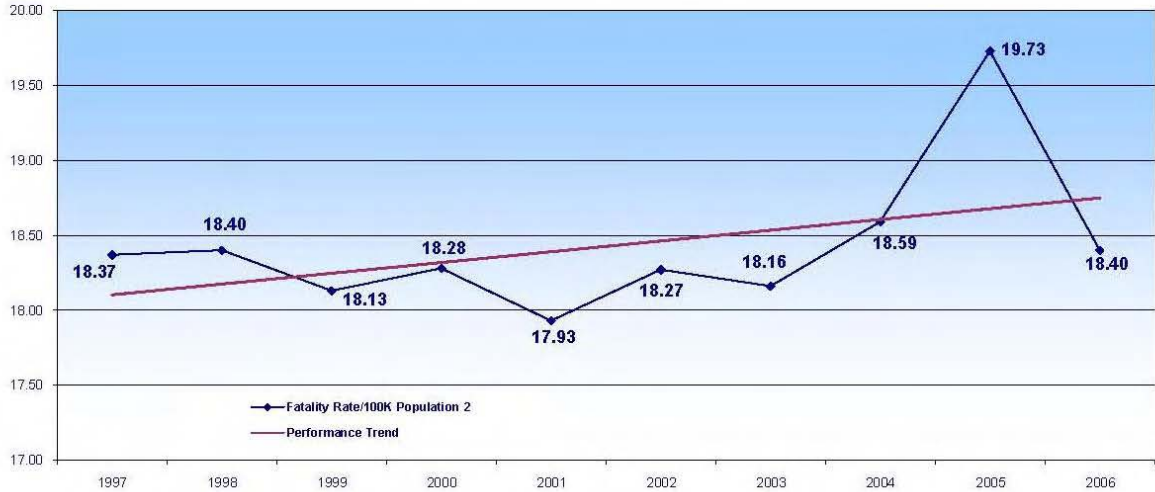


**Goal: Fatality Rate/100K Population**  
**Baseline**

To reduce the fatality rate per 100,000 population to 18.2 by December 31, 2009.

Baseline Data

**Fatality Rate/100K Population**

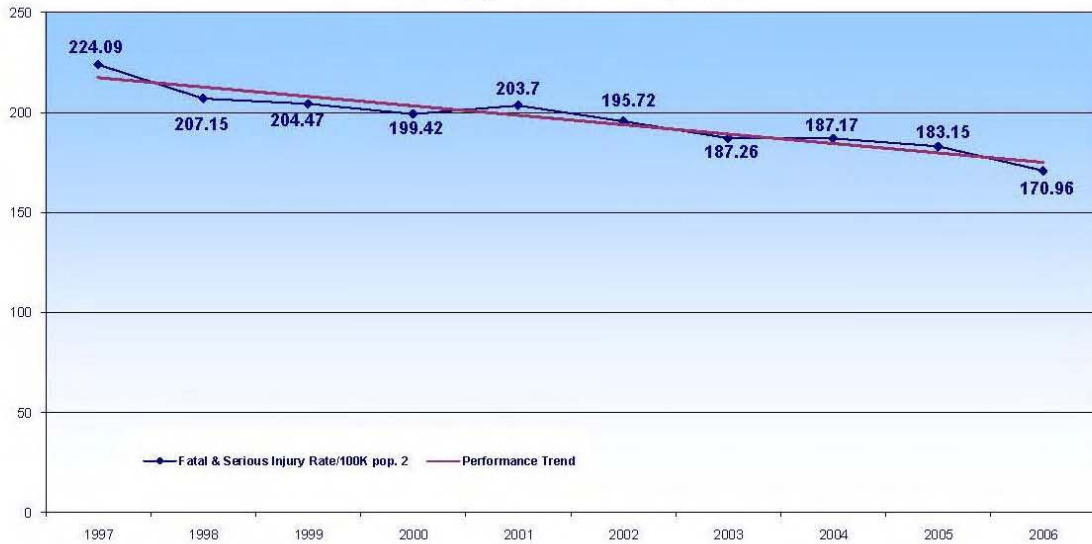


**Goal: Fatal/Injury Rate/100K Population**  
**Baseline**

To reduce the fatality/injury rate per 100,000 population to 169.0 by December 31, 2009.

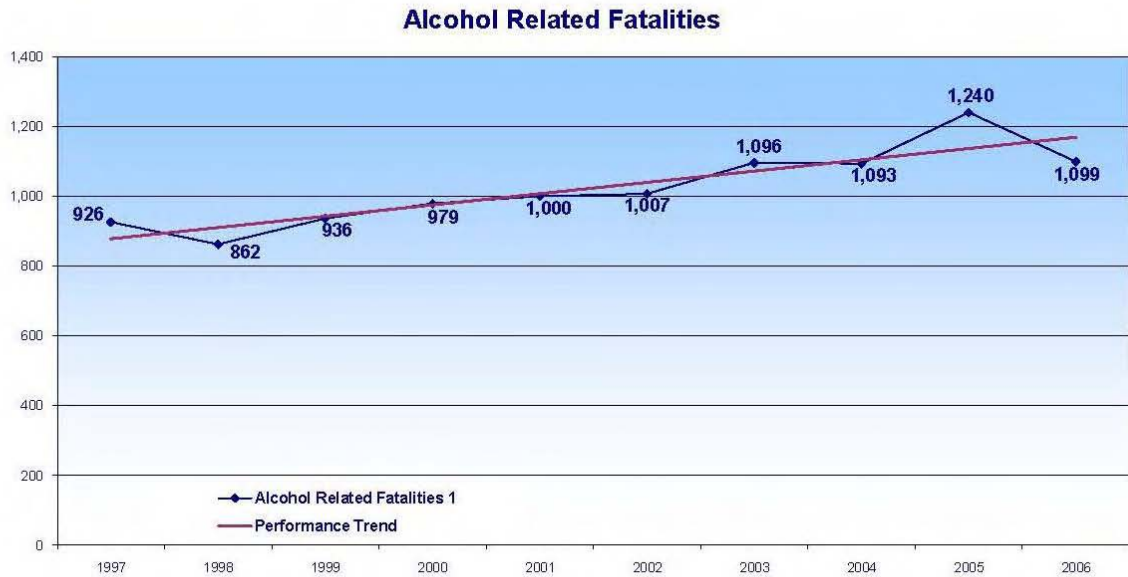
Baseline Data

**Fatal and Injury Rate / 100K Population**



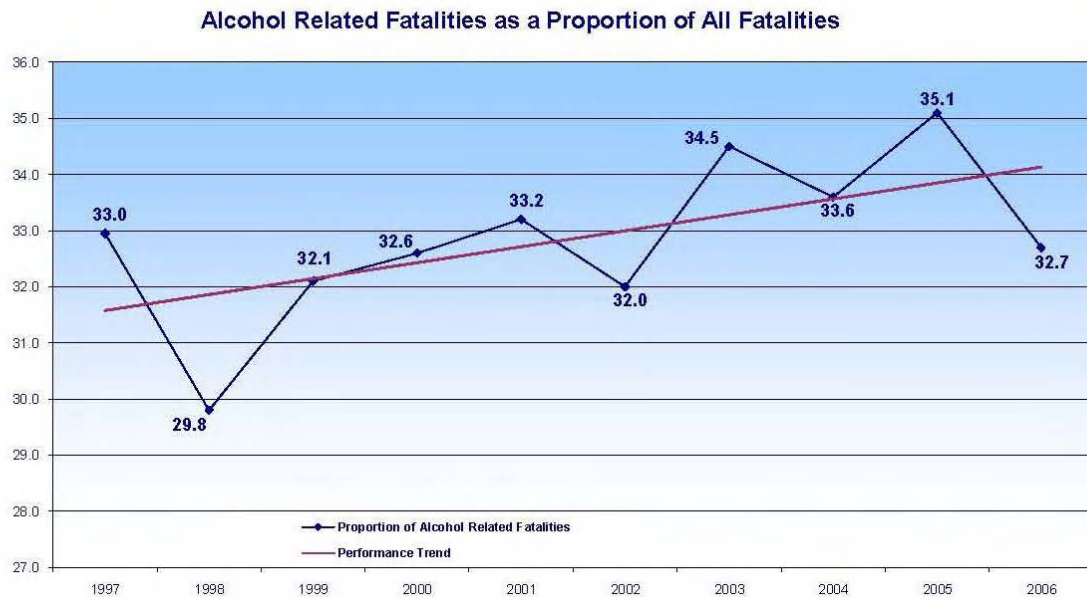
**Goal: Alcohol Fatalities**  
**Baseline**

To reduce alcohol fatalities to 1,050 annually by December 31, 2009.  
 Baseline Data



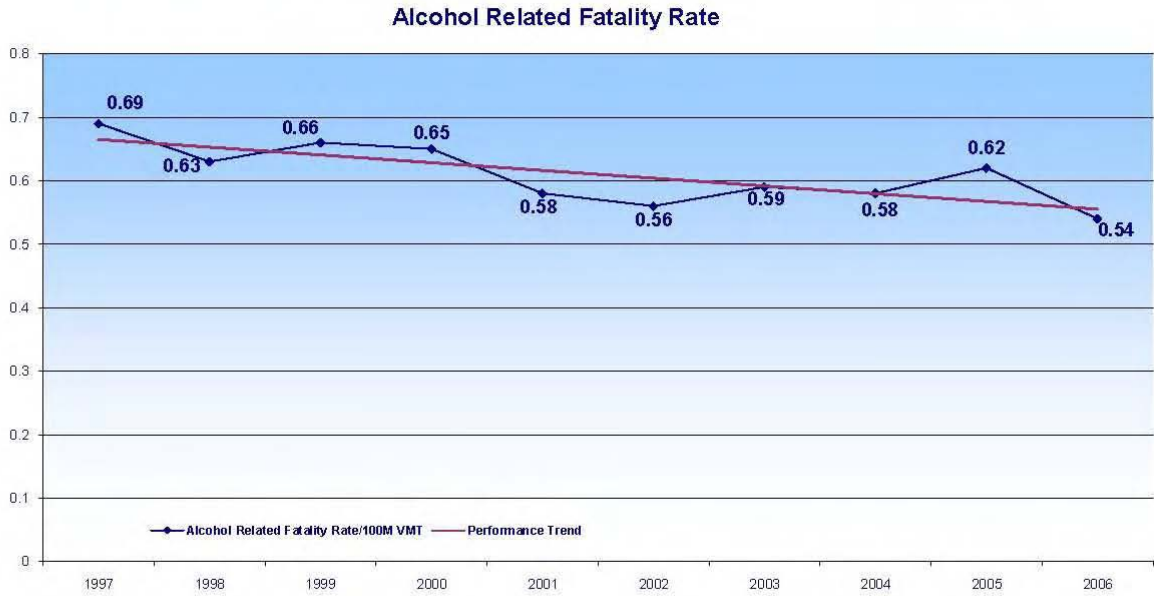
**Goal: Alcohol Fatality Proportion**  
**Baseline**

To reduce the alcohol related fatality rate to 31.7% annually by December 31, 2009.  
 Baseline Data



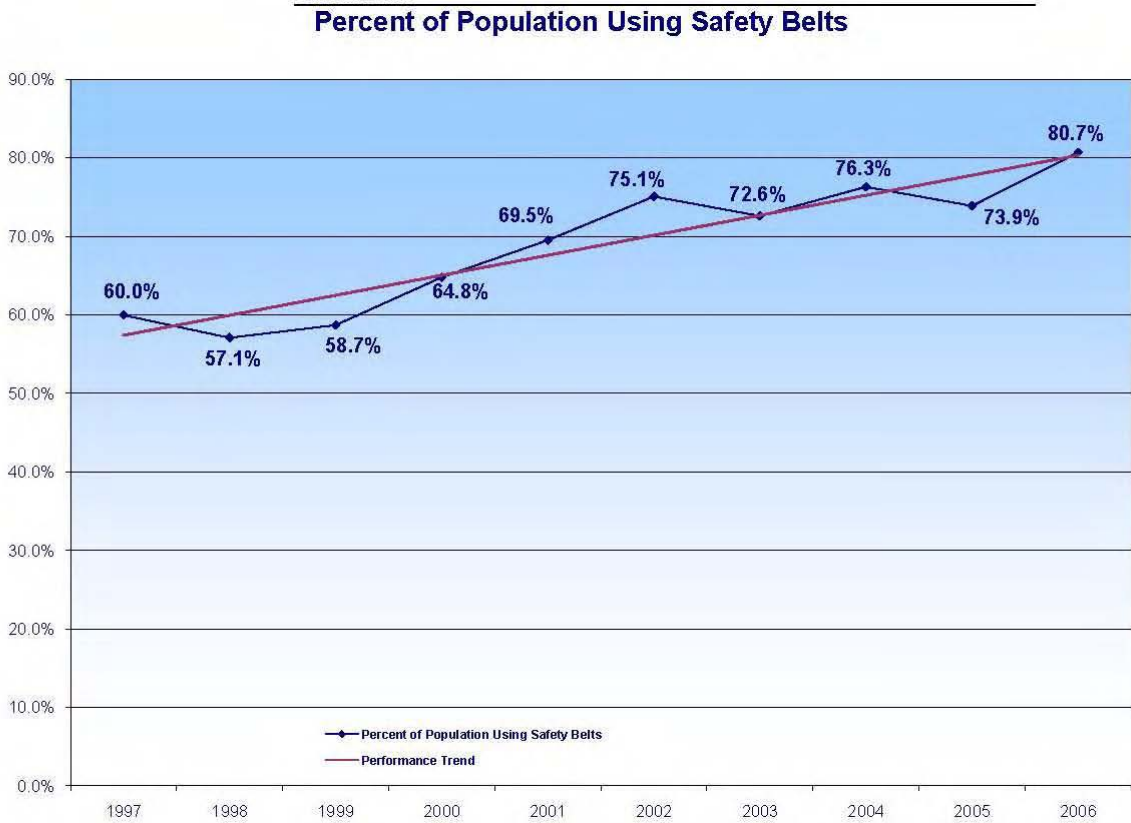
**Goal: Alcohol Fatality Rate/VMT**  
**Baseline**

To reduce the alcohol related fatality rate per 100M VMT to 0.53 by December 31, 2009.  
 Baseline Data



**Goal: Safety Belt Use**  
**Baseline**

To increase safety belt use to 82.5% by December 31, 2009.  
 Baseline Data



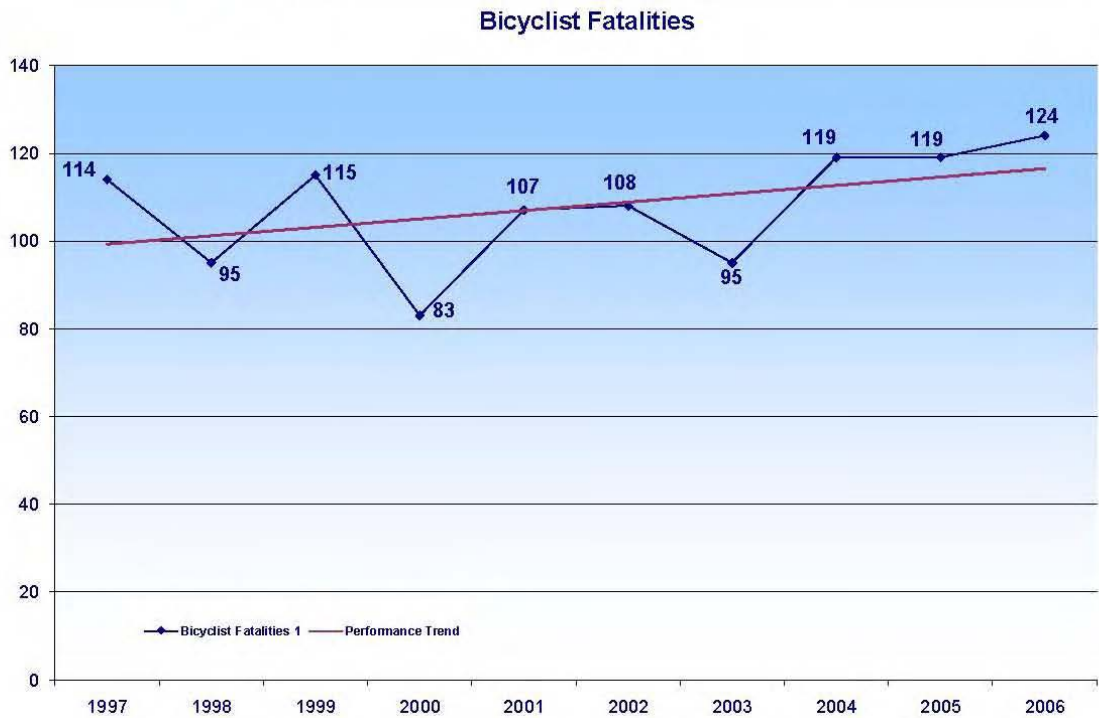
**Goal: Pedestrian Fatalities**  
Baseline

To reduce pedestrian fatalities to 520 annually by December 31, 2009.  
Baseline Data



**Goal: Bicycle Fatalities**  
Baseline

To reduce bicycle fatalities to 100 annually by December 31, 2009.  
Baseline Data



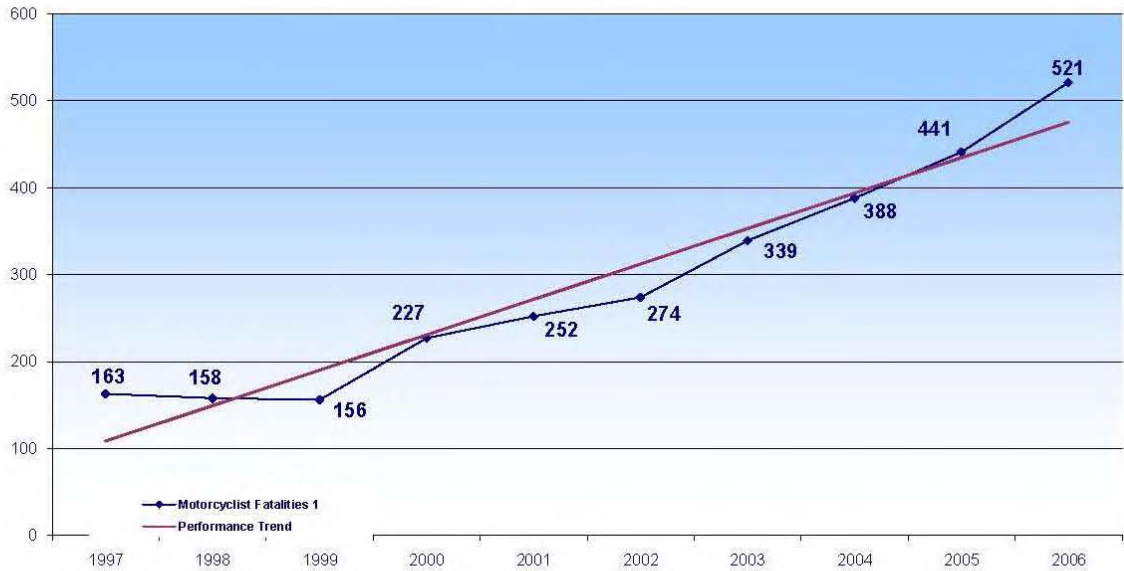


**Goal: Motorcyclist Fatalities**  
**Baseline**

To reduce motorcycle fatalities to 500 annually by December 31, 2009.

Baseline Data

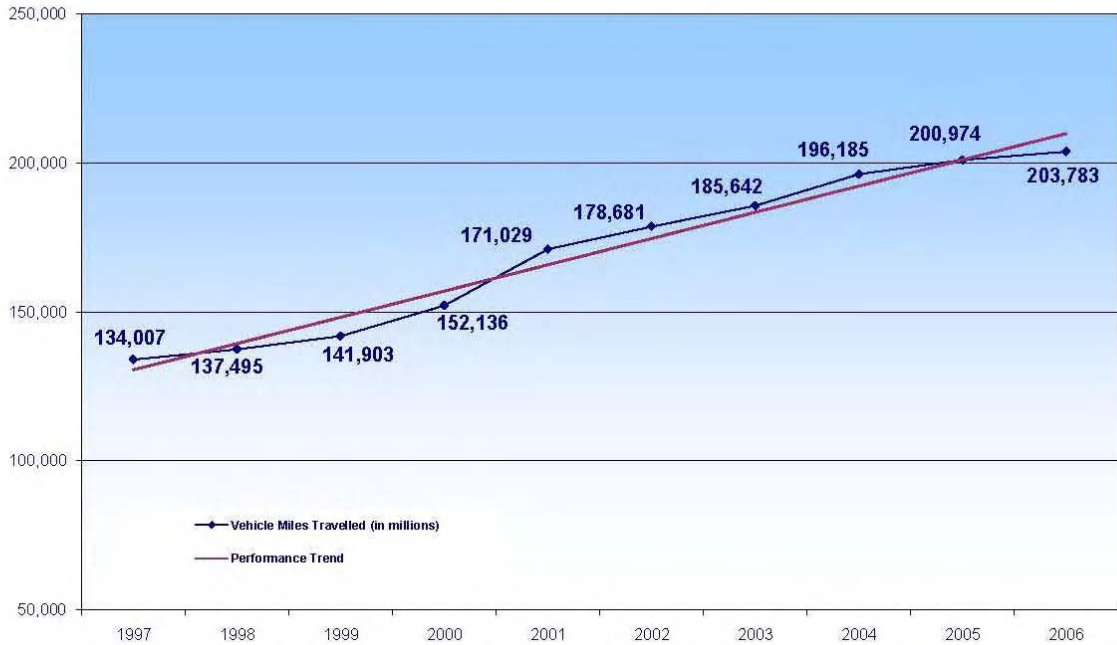
**Motorcyclist Fatalities**



**Million Vehicle Miles Travelled**  
**Baseline**

Baseline Data

**Million Vehicle Miles Travelled**





## Performance Measures

In addition to the performance measures shown in the charts in the previous section, the following measures will be used to determine the effectiveness of the programs funded in FY 2009:

### Occupant Protection

- Percent of fatally injured vehicle occupants who were restrained.
- Number of safety belt citations issued.
- Number of child safety seat violations issued.

### Community Traffic Safety

- Number of active community traffic safety teams.
- Number of teens killed in crashes.

### Alcohol

- Number of agencies participating in DUI Sustained Enforcement Program.
- Number of law enforcement agencies participating in the *Over the Limit. Under Arrest.* Enforcement Waves.
- Number of DUI arrests made in Florida.

### Pedestrian and Bicycle Safety

- Percent of all fatalities that are pedestrians.
- Percent of all fatalities that are bicyclists.

### Traffic Records

- Number of law enforcement agencies using TraCS.
- Number of agencies submitting crash reports electronically.
- Number of EMS providers submitting run report data to EMSTARS.

### Motorcycle Safety

- Percent of fatally injured motorcyclists who were wearing helmets.
- Percent of fatally injured motorcyclists who were impaired.

### Police Traffic Services

- Number of law enforcement officers completing specialized training.

### Speed Control

- Percent of fatal crashes where speed was listed as a cause.
- Number of citation forms on which the aggressive driving box was checked.
- Number of speeding citations issued.

### Roadway Safety

- Number of fatalities in work zones.

## Program Prioritization

The purpose of the *Highway Safety Matrix* is to provide an indication of the relative degree of traffic safety problems overall, in six safety program areas (speed and aggressive driving crashes are grouped into one program area), and for young and elder drivers. For the *FY 2009 Highway Safety Performance Plan*, the city matrices were updated with 2006 data. Each matrix is divided into three population groups. The matrices are used as a tool in deciding which agencies will receive funding. The rankings are based on an analysis of “Long Form” traffic crash fatality and injury data for the most recent five years in the following areas:

- **Total Fatalities and Injuries (F&I)** – All traffic fatalities and injuries.
- **DUI F&I** – Based on the total number of alcohol-related fatalities and injuries.
- **Bicycle F&I** – Based on the total number of bicyclist fatalities and injuries.
- **Motorcycle F&I** – Based on the total number of motorcyclist fatalities and injuries.
- **Pedestrian F&I** – Based on the total number of pedestrian fatalities and injuries.
- **Speed F&I** – Based on the total number of fatalities and injuries where speed was cited as a contributing cause.
- **No Safety Equipment F&I** – Based on the total number of fatalities and injuries among drivers and passengers subject to the seat belt law who were cited as not using safety equipment.

To determine the rankings of the counties/cities in the “total” category and in each of the six safety program areas, the individual rates of fatalities plus injuries were calculated over the most recent five-year, three-year, and one-year periods. Each rate was ranked against other cities and counties in the same population group, with the highest rate assigned a rank of 1 for each time period. The city or county with the highest average ranking was ranked number 1 overall.

Total F&I, Alcohol, Speed, and No Safety Equipment rates for counties were calculated based on the following normalizing variables: 50% per vehicle mile traveled and 50% per population. For Bicycle, Motorcycle, and Pedestrian, rates for counties were based solely on population. For cities, all program categories were based on rates of fatalities plus injuries per population.

# Highway Safety Matrix - Ranking of Florida Counties

(based on fatal and injury crashes during 2002-2006)

**Group 1 - Population of 200,001 and above**  
23 Counties

County	Total F & I	Alcohol Related	Bicycle F & I	Motorcycle F & I	Pedestrian F & I	Speed Related	Occupant Protection	Aggressive Driving	Teen Drivers	Drivers 65+
Alachua	11	20	2	19	2	18	15	13	5	14
Brevard	22	17	14	5	19	3	20	4	18	17
Broward	7	15	6	13	3	5	17	14	12	13
Collier	21	14	10	23	20	15	16	12	23	20
Duval	12	11	11	12	11	19	21	21	11	18
Escambia	5	1	13	10	7	9	4	15	4	4
Hillsborough	2	5	5	3	5	1	9	9	3	7
Lake	17	18	23	7	22	7	13	7	14	12
Lee	18	9	18	18	15	17	11	11	21	15
Leon	4	6	15	16	10	2	2	2	1	16
Manatee	15	4	3	11	13	21	8	22	15	11
Marion	10	16	22	9	21	11	5	18	8	3
Miami-Dade	3	21	16	15	1	22	7	19	7	6
Orange	6	10	9	8	4	14	18	8	10	21
Osceola	14	19	20	14	12	16	19	17	17	22
Palm Beach	13	12	8	22	6	8	14	1	16	5
Pasco	1	2	12	2	14	10	6	10	2	1
Pinellas	9	3	1	4	9	12	10	6	9	2
Polk	8	8	17	6	16	13	1	16	6	8
Saint Lucie	19	23	19	20	17	4	12	3	19	19
Sarasota	20	13	4	21	18	23	22	23	22	10
Seminole	23	22	21	17	23	20	23	20	20	23
Volusia	16	7	7	1	8	6	3	5	13	9

**Group 2 - Population of 50,001 to 200,000**  
19 Counties

County	Total F & I	Alcohol Related	Bicycle F & I	Motorcycle F & I	Pedestrian F & I	Speed Related	Occupant Protection	Aggressive Driving	Teen Drivers	Drivers 65+
Bay	3	2	6	2	2	1	2	3	3	8
Charlotte	9	11	4	5	7	18	18	18	12	2
Citrus	17	15	15	8	17	8	15	13	15	4
Clay	15	16	12	10	11	16	16	12	11	17
Columbia	7	5	10	16	14	13	3	17	5	10
Flagler	10	12	8	3	12	11	6	9	13	9
Hernando	2	8	11	4	4	10	9	8	2	1
Highlands	18	19	16	11	19	19	19	19	18	6
Indian River	5	9	5	17	8	17	4	16	8	3
Jackson	12	13	19	19	15	5	5	11	4	12
Martin	16	17	3	6	3	3	12	4	17	14
Monroe	1	1	1	1	1	14	8	7	19	15
Nassau	19	14	14	14	9	4	10	1	10	19
Okaloosa	11	7	7	15	10	6	11	6	7	16
Putnam	6	3	18	9	5	7	1	5	6	7
Saint Johns	8	4	2	7	6	9	13	15	9	11
Santa Rosa	4	6	13	13	13	15	17	10	1	13
Sumter	14	18	17	18	16	12	14	14	16	5
Walton	13	10	9	12	18	2	7	2	14	18

**Group 3 - Population up to 50,000**  
25 Counties

County	Total F & I	Alcohol Related	Bicycle F & I	Motorcycle F & I	Pedestrian F & I	Speed Related	Occupant Protection	Aggressive Driving	Teen Drivers	Drivers 65+
Baker	9	13	11	21	10	18	7	18	7	23
Bradford	10	17	7	2	5	14	14	8	1	2
Calhoun	22	16	18	15	22	6	19	16	13	22
De Soto	1	7	1	1	1	9	2	9	10	4
Dixie	20	2	19	14	14	16	15	19	16	10
Franklin	23	8	9	16	13	8	21	14	25	19
Gadsden	2	1	14	10	7	2	5	1	8	7
Gilchrist	14	15	22	9	20	4	10	6	2	6
Glades	7	9	23	8	2	25	1	25	21	12
Gulf	24	18	20	24	16	20	24	22	19	21
Hamilton	17	24	17	11	21	17	22	23	20	20
Hardee	3	10	6	6	4	15	4	15	4	11
Hendry	8	6	2	7	3	22	3	20	17	13
Holmes	19	22	23	13	24	7	18	2	22	18
Jefferson	13	11	15	22	17	19	20	10	23	8
Lafayette	25	25	23	25	25	21	8	12	24	25
Levy	4	4	12	3	11	1	9	5	5	1
Liberty	18	23	21	17	19	5	23	7	6	15
Madison	5	19	3	23	15	10	12	3	9	9
Okeechobee	6	3	5	4	6	12	6	4	11	5
Suwannee	11	12	13	18	9	11	16	11	3	14
Taylor	12	5	4	19	12	23	13	17	14	3
Union	15	20	16	20	23	24	11	21	12	17
Wakulla	21	21	10	5	18	3	25	24	18	24
Washington	16	14	8	12	8	13	17	13	15	16

# Highway Safety Matrix Ranking of Florida Cities

**Group 1 -- Population 75,000+ -- 30 cities**  
(based on fatal and injury crashes during 2002-2006)

City	Total F & I	Alcohol Related	Bicycle	Motorcycle	Pedestrian	Speed Related	Occupant Protector	Aggressive Driving	Teen Drivers	Drivers 65+
Boca Raton	9	19	11	22	15	12	19	7	6	1
Cape Coral	30	24	26	23	29	25	27	20	27	26
Clearwater	15	4	9	9	11	29	14	29	21	6
Coral Springs	23	28	13	29	23	23	28	28	11	22
Davie	5	3	16	3	18	1	9	2	2	14
Deerfield Beach	19	17	14	7	12	8	17	15	26	13
Deltona	29	22	27	12	30	15	23	12	24	28
Fort Lauderdale	3	2	1	2	1	16	1	13	8	7
Gainesville	13	18	7	19	7	27	18	8	7	18
Hialeah	14	26	28	25	17	30	11	27	18	12
Hollywood	10	11	12	14	9	10	20	16	15	9
Jacksonville	16	15	20	13	21	19	15	19	9	23
Lakeland	8	8	10	8	13	7	3	17	5	3
Largo	20	7	2	15	8	22	16	14	22	10
Melbourne	24	14	18	6	20	11	13	25	23	17
Miami	4	16	22	16	3	28	5	24	13	2
Miami Beach	17	12	5	4	2	26	12	11	30	25
Miami Gardens	21	30	29	28	14	24	24	23	17	24
Miramar	27	25	30	30	27	20	26	26	28	30
Orlando	1	1	8	1	4	2	2	1	4	11
Palm Bay	28	21	23	17	28	9	22	6	29	29
Pembroke Pines	25	27	19	24	25	21	29	21	19	19
Plantation	18	20	21	26	24	14	21	22	10	15
Pompano Beach	7	13	6	10	5	3	4	4	14	5
Port St. Lucie	26	23	25	20	26	17	25	10	25	27
St. Petersburg	12	10	3	11	16	6	10	9	12	8
Sunrise	22	29	24	27	22	18	30	30	16	21
Tallahassee	6	9	15	18	10	4	6	5	1	20
Tampa	2	6	4	5	6	5	8	18	3	4
West Palm Beach	11	5	17	21	19	13	7	3	20	16

# Highway Safety Matrix - Ranking of Florida Cities

**Group 2 -- Population 15,000-74,999 -- 95 Cities**

(based on fatal and injury crashes during 2002-2006)

City	Total F & I	Alcohol Related	Bicycle	Motorcycle	Pedestrian	Speed Related	Occupant Protection	Aggressive Driving	Teen Drivers	Drivers 65+	City	Total F & I	Alcohol Related	Bicycle	Motorcycle	Pedestrian	Speed Related	Occupant Protection	Aggressive Driving	Teen Drivers	Drivers 65+
Altamonte Spgs.	75	70	74	55	43	91	71	89	66	78	New Smyrna Bch.	28	12	34	4	37	20	15	52	21	16
Apopka	47	31	29	34	40	59	34	56	52	49	North Lauderdale	85	92	60	84	63	41	70	53	82	87
Aventura	30	79	59	81	24	57	78	59	63	11	North Miami	2	58	62	65	8	55	40	44	7	20
Bartow	21	47	15	37	47	67	21	76	12	38	North Miami Bch.	12	73	67	45	17	64	30	66	19	35
Belle Glade	48	45	73	95	25	37	6	42	65	90	North Port	62	51	63	73	95	33	44	46	50	46
Bonita Springs	88	68	71	78	69	80	69	75	92	84	Oakland Park	5	7	19	27	5	17	7	28	29	21
Boynton Beach	16	28	28	35	27	11	36	7	27	8	Ocala	3	27	16	10	19	23	10	57	1	1
Bradenton	57	40	23	57	53	90	53	84	69	57	Ocoee	46	62	47	53	59	3	37	4	30	75
Casselberry	80	33	27	30	49	44	61	34	89	74	Opa Locka	59	81	93	92	78	89	74	90	72	86
Clermont	41	69	90	50	68	65	48	40	38	37	Ormond Beach	38	18	36	3	44	31	42	29	47	25
Cocoa	10	9	17	5	33	6	5	1	6	23	Oviedo	93	91	75	72	90	84	90	80	83	93
Coconut Creek	45	38	50	47	46	24	59	68	26	19	Palm Beach Gar.	23	29	33	44	54	8	31	17	15	26
Cooper City	71	65	56	70	91	68	81	81	23	80	Palm Coast	54	39	65	16	88	21	45	30	43	45
Coral Gables	24	55	31	43	20	81	50	72	39	7	Palm Springs	91	76	51	89	76	85	93	70	88	91
Crestview	34	61	88	66	64	71	27	78	11	51	Palmetto Bay	74	94	79	94	58	54	86	82	17	63
Cutler Bay	72	95	82	91	92	78	68	86	51	31	Panama City	4	5	25	9	13	4	3	3	2	5
Dania	20	22	35	19	22	5	19	14	56	55	Parkland	86	90	89	88	87	49	95	93	79	88
Daytona Beach	6	8	6	2	2	12	12	20	5	18	Pensacola	9	6	38	15	21	10	13	37	4	15
DeBary	87	77	95	64	94	28	84	10	78	73	Pine Crest Village	73	88	94	67	75	92	77	92	33	44
Deland	13	17	26	7	9	40	2	18	8	13	Pinellas Park	18	16	4	13	23	9	33	5	24	32
Delray Beach	35	35	22	36	26	47	49	16	60	24	Plant City	31	32	52	25	60	26	14	32	18	60
Doral	43	53	64	31	52	77	75	85	54	58	Port Orange	83	63	41	18	77	72	73	69	73	65
Dunedin	65	34	45	48	56	29	65	41	68	30	Punta Gorda	82	52	76	54	72	79	63	73	85	40
Edgewater	63	37	37	8	73	42	67	47	62	22	Riviera Beach	15	24	30	33	4	45	18	6	16	50
Eustis	60	44	77	28	65	75	39	87	57	33	Rockledge	84	82	80	60	85	58	64	62	67	82
Fort Myers	1	3	18	14	1	2	1	2	3	10	Royal Palm Bch.	69	66	61	58	66	62	54	33	42	89
Fort Pierce	40	36	24	39	14	22	11	23	40	39	Safety Harbor	81	50	68	76	82	70	85	39	70	56
Ft. Walton Bch	33	23	14	26	50	13	32	21	31	43	Sanford	44	25	69	17	42	53	28	49	35	69
Greenacres City	76	60	40	68	62	51	56	15	64	52	Sarasota	27	20	5	41	15	48	20	26	46	36
Haines City	17	15	91	40	39	34	9	45	22	12	Sebastian	90	71	92	74	70	87	80	95	75	67
Hallandale	55	59	13	75	18	86	66	77	93	47	Seminole	26	10	9	24	45	7	29	12	53	9
Hialeah Gardens	29	67	20	42	71	93	25	91	37	59	St. Cloud	53	42	53	38	36	94	26	63	48	62
Homestead	50	26	46	52	16	46	16	50	55	70	Stuart	7	11	3	11	7	1	8	19	10	2
Jacksonville Bch.	36	4	2	22	29	14	57	24	41	42	Sunny Isles	77	83	48	69	6	95	92	94	94	71
Jupiter	56	30	10	49	57	18	47	25	45	64	Tamarac	42	80	54	83	48	30	60	31	74	29
Key West	11	1	1	1	12	16	17	8	76	81	Tarpon Springs	39	13	39	21	41	27	38	13	44	34
Kissimmee	58	57	42	63	28	50	52	36	71	76	Temple Terrace	70	87	57	85	74	74	83	88	77	79
Lake Worth	14	14	7	56	11	15	4	9	25	53	Titusville	61	64	66	29	67	19	43	22	32	54
Lauderdale Lakes	79	89	86	93	34	82	82	64	90	77	Venice	78	75	44	62	51	76	89	65	91	6
Lauderhill	64	78	72	90	38	66	79	51	86	68	Vero Beach	19	21	12	32	61	52	23	38	13	4
Leesburg	25	19	43	6	31	43	41	55	36	17	Wellington	89	85	81	87	81	60	88	43	58	94
Lynn Haven	66	84	70	77	84	38	72	67	28	61	West Melbourne	51	43	32	71	83	25	24	11	49	27
Maitland	68	41	78	20	79	35	51	27	87	72	Weston	92	86	83	86	86	63	94	74	81	95
Marco Island	95	72	85	82	93	56	87	60	95	85	Winter Garden	67	46	55	59	55	88	46	83	84	83
Margate	32	48	58	46	32	36	58	58	34	41	Winter Haven	22	54	49	23	10	39	35	35	20	14
Miami Lakes	37	74	87	80	80	73	76	79	14	66	Winter Park	49	49	21	51	30	32	55	54	59	48
Naples	52	56	11	61	35	69	62	48	61	28	Winter Springs	94	93	84	79	89	83	91	61	80	92
New Port Richey	8	2	8	12	3	61	22	71	9	3											

Amended 10/20/2008

# Highway Safety Matrix - Ranking of Florida Cities

**Group 3 -- Population 3,000-14,999 -- 124 Cities**

(based on fatal and injury crashes during 2002-2006)

City	Total F & I	Alcohol	Bicycle	Motorcycle	Pedestrian	Speed	Occupant Pro.	Agg. Driving	Teen Drivers	Drivers 65+	City	Total F & I	Alcohol	Bicycle	Motorcycle	Pedestrian	Speed	Occupant Pro.	Agg. Driving	Teen Drivers	Drivers 65+
Alachua	24	67	50	92	42	4	39	24	15	43	Longboat Key	124	37	11	92	85	111	119	124	105	81
Arcadia	25	60	21	21	8	61	11	25	33	56	Longwood	50	25	30	21	60	107	52	50	57	67
Atlantic Beach	83	57	25	80	27	80	93	83	77	102	Macclenny	36	43	79	80	83	42	21	36	13	84
Auburndale	19	27	29	13	19	46	26	19	26	26	Madeira Beach	44	12	22	13	4	72	82	44	70	61
Avon Park	48	79	44	84	78	90	54	48	65	20	Madison	51	82	78	84	70	49	28	51	55	33
Bal Harbor	31	96	9	15	5	113	53	31	71	35	Marathon	35	13	2	15	51	74	62	35	66	62
Bay Harbor Island	111	120	97	68	120	119	113	111	95	109	Marianna	45	88	122	68	48	31	31	45	18	39
Belle Isle	121	109	123	36	119	119	122	121	124	114	Mary Esther	42	84	92	36	68	97	46	42	47	55
Belleair	123	123	121	79	124	75	118	123	111	117	Mascotte	95	66	76	79	82	24	71	95	63	91
Bellevue	4	28	51	108	36	3	7	4	5	1	Melbourne Bch.	101	29	32	108	113	38	90	101	91	76
Biscayne Park	122	124	123	97	117	119	124	122	97	118	Miami Shores	72	110	84	97	79	117	94	72	110	65
Bowling Green	88	39	85	76	76	119	60	88	74	107	Miami Springs	77	106	75	76	80	83	74	77	116	86
Brooksville	29	68	90	5	15	53	27	29	43	41	Milton	1	2	33	5	33	39	9	1	1	2
Callaway	93	98	107	90	114	70	95	93	79	99	Minneola	102	114	110	90	121	68	104	102	99	94
Cape Canaveral	91	31	43	61	38	27	77	91	100	98	Miambut Dora	47	44	53	61	41	54	65	47	45	23
Cedar Grove	54	14	77	107	97	10	36	54	88	52	Mulberry	67	90	82	107	40	104	44	67	67	31
Chattahoochee	104	87	120	59	123	47	92	104	20	89	Neptune Beach	85	32	71	59	118	45	72	85	80	103
Chipley	66	54	46	94	59	44	41	66	69	60	Newberry	60	47	60	94	30	56	43	60	49	70
Clewiston	61	49	115	60	108	40	33	61	41	83	Niceville	73	93	70	60	107	65	68	73	39	64
Cocoa Beach	64	23	12	110	29	59	47	64	51	59	North Bay Village	105	103	100	110	74	88	100	105	112	113
Crystal River	6	18	4	105	13	14	10	6	7	4	North Palm Bch.	56	83	101	105	63	18	59	56	64	24
Dade City	8	48	17	67	44	7	3	8	6	6	Okeechobee	12	10	45	67	16	19	8	12	8	17
Daytona Beach Sh.	71	35	15	46	6	30	103	71	89	97	Oldsmar	41	33	48	46	90	23	57	41	35	50
DeFuniak Springs	20	41	63	14	110	29	23	20	21	18	Orange City	16	17	72	14	9	12	15	16	25	10
Destin	26	7	39	83	17	11	17	26	37	74	Orange Park	58	22	73	83	106	105	96	58	50	71
Dundee	43	78	54	87	105	28	32	43	106	45	Pahokee	82	72	95	87	66	8	48	82	98	108
Fellsmere	110	94	47	37	112	57	87	110	118	123	Palatka	14	36	59	37	14	84	4	14	9	16
Fernandina Beach	86	62	56	35	62	35	61	86	60	104	Palm Beach	68	104	8	35	23	34	83	68	87	29
Flagler Beach	78	76	88	53	35	60	64	78	103	63	Palmetto	21	21	28	53	32	94	35	21	34	51
Florida City	11	34	66	1	7	95	6	11	27	53	Panama City Bch.	2	1	6	1	1	1	1	2	3	14
Fort Meade	94	116	68	66	50	112	76	94	86	73	Parker	69	51	117	66	77	85	70	69	36	75
Fort Myers Beach	89	20	38	74	28	91	79	89	113	112	Pembroke Park	5	11	26	74	12	2	14	5	14	25
Fruitland Park	27	75	67	106	64	86	20	27	12	9	Perry	32	45	58	106	89	32	34	32	19	27
Green Cove Spgs.	81	105	52	75	103	100	84	81	75	87	Ponce Inlet	114	100	98	75	81	55	106	114	119	121
Groveland	55	71	81	7	98	25	30	55	52	58	Port Richey	3	6	31	7	2	9	2	3	4	7
Gulf Breeze	22	15	49	121	92	51	55	22	10	36	Port St. Joe	100	85	104	121	91	41	63	100	62	72
Gulfport	107	91	74	65	100	69	88	107	83	110	Quincy	23	19	114	65	53	17	37	23	38	37
High Springs	108	119	112	118	115	103	111	108	58	96	Sanibel	99	69	10	118	54	37	123	99	115	101
Highland Beach	112	117	20	77	96	115	117	112	121	80	Satellite Beach	109	70	93	77	87	98	107	109	84	85
Holly Hill	39	26	40	26	21	87	29	39	54	34	Sebring	38	64	62	26	71	109	45	38	31	21
Holmes Beach	103	92	18	116	75	102	81	103	93	93	South Bay	75	118	94	116	34	73	49	75	94	88
Indialantic	52	9	5	11	104	52	75	52	56	44	South Daytona	79	58	35	11	95	71	89	79	81	54
Indian Harbor Bch.	106	112	64	58	93	101	116	106	90	68	South Miami	17	55	102	58	11	108	66	17	22	30
Indian River Sh.	116	111	87	99	84	110	101	116	104	105	South Pasadena	46	52	23	99	18	50	78	46	73	12
Indian Rocks Bch.	97	46	99	47	94	43	91	97	68	119	Southwest Ranches	70	95	119	47	111	33	108	70	40	69
Inverness	28	53	80	114	46	26	19	28	28	13	Springfield	120	115	108	114	116	114	115	120	120	122
Islamorada	15	4	41	17	22	16	67	15	32	47	St. Augustine	30	8	3	17	10	13	18	30	59	49
Juno Beach	10	3	1	32	3	21	12	10	11	3	St. Augustine Bch.	92	59	24	32	49	89	80	92	92	90
Kenneth City	74	56	7	49	57	58	51	74	96	106	St. Petersburg Bch.	90	63	61	49	61	93	102	90	102	92
Key Biscayne	117	121	14	33	101	99	120	117	114	115	Starke	18	74	34	33	37	5	22	18	30	19
LaBelle	40	50	65	86	52	82	25	40	23	40	Surfside	98	97	37	86	56	106	97	98	122	100
Lady Lake	57	81	118	101	31	76	69	57	85	11	Sweetwater	80	89	113	101	86	81	105	80	72	79
Lake Alfred	119	107	111	28	109	77	109	119	117	120	Tavares	62	86	83	28	88	96	56	62	46	57
Lake City	7	5	13	70	43	48	5	7	2	8	Tequesta	113	101	86	70	72	116	112	113	108	95
Lake Clark Sh.	118	122	116	23	122	119	121	118	109	123	Treasure Island	96	38	57	23	26	66	99	96	123	82
Lake Mary	59	40	106	100	102	20	86	59	44	78	Valparaiso	115	102	103	100	99	119	114	115	76	116
Lake Park	53	73	69	96	47	63	58	53	61	46	Wauchula	34	42	96	96	73	36	16	34	29	42
Lake Wales	33	61	105	81	55	62	38	33	48	22	West Miami	65	113	109	81	58	118	42	65	82	38
Lantana	9	16	42	43	25	67	24	9	17	15	West Park	84	80	91	43	67	15	98	84	53	111
Lauderdale by the Sea	87	108	16	54	39	79	110	87	101	48	Wildwood	63	99	89	54	69	22	40	63	42	28
Lighthouse Point	49	30	27	82	65	64	73	49	78	32	Wilton Manors	76	77	19	82	24	78	85	76	107	77
Live Oak	37	24	55	25	45	6	13	37	24	66	Zephyrhills	13	65	36	25	20	92	50	13	16	5

The rankings from the *Highway Safety Matrix* were used to prioritize the requests for funding that the Traffic Safety Section received for FY 2009. Staff members could also use the matrix and their problem identification results to solicit agencies in high traffic safety problem areas to apply for highway safety funding.

### **Project Selection Process**

The Traffic Safety Section received 232 requests for funding totaling more than \$39.2 million. These *concept papers* were assigned to the appropriate planner for review. Each concept paper was reviewed on the basis of whether it was a continuing program or a new request, if it satisfied a specific traffic safety need, if it would support the goal for the program area, and past funding history of the agency making the request. A standard form was used to complete the review. Each staff member ranked all of the funding proposals in his/her respective program areas. Continuing programs and funding requests from agencies in the communities that are ranked in the top 25% of the *Highway Safety Matrix* for the respective program area were given priority for funding.

### **Program Administration**

The Traffic Safety Section presently consists of seven full-time employees – a traffic safety administrator, five full time planners who work on the grant program, and a financial specialist. All staff members serve as a resource to many different customers. Some of the section's customers include the following:

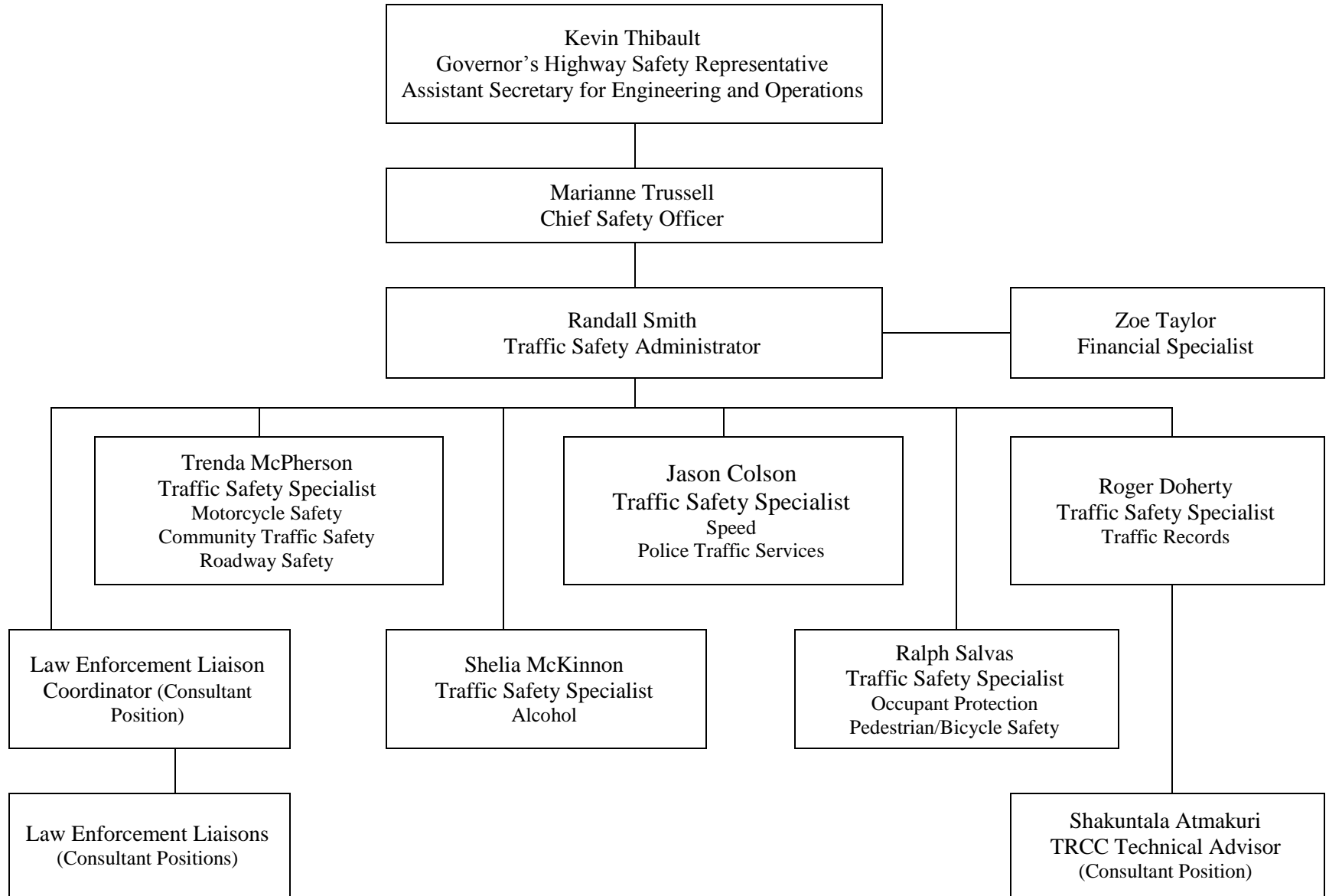
- Florida's 17 million residents,
- Law enforcement agencies and state attorney's offices,
- Safety organizations, such as MADD, Florida Bicycle Association, and the National Safety Council,
- State agencies, such as the Department of Highway Safety and Motor Vehicles,
- Hospitals and county public health offices, and
- Universities, colleges and schools.

This office plans and coordinates highway safety programming focused on public outreach and education; enhanced traffic law enforcement; integrating new public health strategies and techniques; promotion of new traffic safety technology; improved collaborations with the corporate community and safety organizations and improved communication and cooperation with state and local governments. FY 2009 programming resources are directed at the following national and state priority areas: Planning and Administration, Occupant Protection, Community Traffic Safety, Alcohol, Police Traffic Services, Pedestrian and Bicycle Safety, Traffic Records, Motorcycle Safety, Speed Control, and Roadway Safety.

The Traffic Safety Section promotes public safety through the administration and distribution of federal highway safety funds for a variety of state and local highway safety programs and initiatives. The office is committed to providing accurate and timely data together with quality customer service. The total number of subgrant awards and total sum of federal funds allocated in these grants for which the section is responsible has never been greater than at the present time.



**Organizational Chart**  
**Traffic Safety Section in Florida Department of Transportation**





## Mission Statement

*The Traffic Safety Section located within the Florida Department of Transportation's State Safety Office is committed to developing, implementing, and managing a data-driven comprehensive Highway Safety Program aimed at saving lives, preventing injuries and reducing related costs associated with traffic crashes on Florida's roadways.*

### Program Planning Calendar

January 1 – March 31	Concept papers are accepted from state and local governmental agencies for upcoming fiscal year.
March – May	Planners identify statewide problems and set goals and objectives.
April – June	Planners review concept papers and rank them in priority.
June – July	Planners select concept papers that will be funded and prepare their modules for the Highway Safety Plan.
July – August	Highway Safety Plan is reviewed by Traffic Safety Administrator.
August	Subgrant applications are sent to agencies approved for funding, and letters are sent to agencies that are not being funded.
August 31	Highway Safety Performance Plan is submitted to the National Highway Traffic Safety Administration.
September	Subgrant applications are processed for award on October 1, if funds are available.
October 1	New fiscal year begins and new highway safety activities begin upon award of subgrants.
October 31	Requests for reimbursement and fourth quarter and final reports for previous fiscal year must be mailed by subgrantees
November	Final reimbursement requests are processed for previous year.
December	The Annual Report is finalized.



An orange outline map of the state of Florida, oriented vertically with the panhandle at the top and the tip of the peninsula at the bottom. The map is centered on the page.

**HIGHWAY**

**SAFETY**

**PLAN**





**PLANNING  
AND  
ADMINISTRATION**



## *Planning and Administration Program Area*

**Goal:** To provide an experienced staff to administer the federal highway safety program in Florida.

---

### **Section 402**

**Project Number:** PA-09-01-01

**Project Title:** Operation of the Traffic Safety Section

**Project Description:** The Florida Department of Transportation will be reimbursed 50% for the salary and benefits costs of up to seven full time employees. The staff includes a Traffic Safety Administrator, five Highway Safety Planners, and a Financial Specialist. The Traffic Safety Section staff is responsible for overseeing the development of the *Highway Safety Performance Plan* and for administering the highway safety subgrant funds that Florida receives.

**Budget:** \$270,000

---

**Project Number:** PA-09-01-02

**Project Title:** Traffic Safety Staff Support

**Project Description:** The Tallahassee Community College will hire an OPS Staff Assistant to assist with the processing of financial and subgrant paperwork. The person will work approximately 15 hours per week. The Department of Transportation will hire the same person to assist the traffic safety planners approximately 15 hours per week with state OPS funds

**Budget:** \$7,644

---

## *Planning and Administration Program Area*

Planning and Administration Budget Summary				
Project Number	Project Title/Agency	Budget	Match	Budget Source
PA-09-01-01	Operation of the Traffic Safety Section/Florida DOT	\$270,000	\$270,000	402
PA-09-01-02	Traffic Safety Staff Support/Tallahassee Community College	\$7,644	\$7,644	402
	402 Total	\$277,644	\$277,644	
	Total All Funds	\$277,644	\$277,644	



# **Paid Media**



## *Paid Media Program Area*

**Goal:** To decrease the number of people killed in traffic crashes to below 3,000 in 2009 through a series of campaigns designed to increase public awareness of Florida's traffic safety problems.

---

### **Section 402**

**Project Number:** PM-09-07-01

**Project Title:** Major College Sports Marketing Program

**Project Description:** Funding will be awarded to Tallahassee Community College to coordinate an occupant protection paid media campaign during sports events at the University of Florida, Florida State University, and the University of Miami. Funds will be used to purchase spots on statewide radio/TV network, advertisement in sports game-day programs, sign placement in sports venues, and development costs.

**Budget:** \$420,000

---

**Project Number:** PM-09-07-02

**Project Title:** Motorcycle Safety PSA Campaign

**Project Description:** Funding will be provided to the University of North Florida to distribute television and radio advertisements that promote motorcycle safety to both motorcyclists and motorists in Florida. This campaign is part of the comprehensive motorcycle safety initiative established in the Motorcycle Strategic Safety Plan. Drivers with motorcycle endorsements or registrations in Florida will be surveyed to determine the effectiveness of this program.

**Budget:** \$400,000

---

**Project Number:** PM-09-07-03

**Project Title:** Traffic Safety Public Awareness Campaigns

**Project Description:** Television and radio spots focusing on safety belts, impaired driving, and speeding/aggressive driving will be aired throughout the state during daily drive time, crackdowns, and special events.

**Budget:** \$200,000

---

## *Paid Media Program Area*

**Project Number:** PM-09-07-04

**Project Title:** Traffic Safety Media Campaign at Professional Sports Events

**Project Description:** Funding will be awarded to Tallahassee Community College to coordinate a paid media campaign with major and minor league sports programs. Major league sports teams abound in Florida. This project will fund media advertisements with the following teams: Florida Panthers (NHL), Florida Marlins (MLB), Miami Heat (NBA), Orlando Magic (NBA), Tampa Bay Devil Rays (MLB), Tampa Bay Lightning (NHL), Daytona Speedway (NASCAR), Homestead Speedway (NASCAR) and all fourteen minor league baseball parks across the state. The project will focus on safety belt and impaired driving messages.

**Budget:** \$1,000,000

---

**Project Number:** PM-09-07-05

**Project Title:** *Click It or Ticket* Minority Outreach

**Project Description:** Funding will be awarded to the University of North Florida to develop and distribute *Click It or Ticket* public awareness messages that target minority groups in an effort to increase safety belt use by minorities. Pre- and post-wave safety belt surveys will determine the effectiveness of this project.

**Budget:** \$50,000

---

**Project Number:** PM-09-07-06

**Project Title:** *Move Over Florida* Campaign

**Project Description:** The Florida Highway patrol will coordinate the statewide Move Over Florida media campaign. Funds will be utilized to produce and purchase media spots for the campaign.

**Budget:** \$100,000

---

## *Paid Media Program Area*

**Project Number:** PM-09-07-07

**Project Title:** Rural Safety Belt Demonstration Project

**Project Description:** Funding will be used to purchase paid media in a designated rural area of the state. The potential market area includes Tallahassee, Jacksonville, Panama City, and Gainesville at a minimum. Media will be purchased in February/March and April/May 2009. Funds will be used for radio placement, a media plan, and duplication and distribution of spots.

**Budget:** \$200,000

---

### **Section 405**

**Project Number:** K2PM-09-20-01

**Project Title:** *Click It or Ticket* Paid Media Campaign

**Project Description:** Funding will be provided to Tallahassee Community College to plan, coordinate, and implement a paid media program for the Memorial Day holiday *Click It or Ticket* enforcement wave. Pre- and post-wave safety belt surveys will determine the effectiveness of this project. Funds will be used to develop campaign spots and a media plan and for media placement.

**Budget:** \$1,200,000

---

### **Section 410**

**Project Number:** K8PM-09-16-01

**Project Title:** DUI Statewide Media Campaign

**Project Description:** Funding will be awarded to one entity for the development of a comprehensive media campaign to support statewide impaired driving enforcement efforts. Funds will be used to develop campaign materials and public service announcements and to pay for media placement and other direct project costs. The majority of the funds will be used in conjunction with the 2009 Impaired Driving National Enforcement Crackdown.

**Budget:** \$700,000

---

Amended 10/20/2008

## *Paid Media Program Area*

**Project Number:** K8PM-09-16-02

**Project Title:** Impaired Motorcyclist Safety Campaign

**Project Description:** Funding will be provided to the University of North Florida to develop and distribute advertisements that promote straight and sober riding. This campaign is part of the comprehensive motorcycle safety initiative established in the Motorcycle Strategic Safety Plan. Drivers with motorcycle endorsements or registrations in Florida will be surveyed to determine the effectiveness of this program.

**Budget:** \$400,000

Paid Media Budget Summary				
Project Number	Project Title/Agency	Budget	Match	Budget Source
PM-09-07-01	Major College Sports Marketing Program/Tallahassee Comm. Col.	\$420,000	\$0	402
PM-09-07-02	Motorcycle Safety PSA Campaign/University of North Florida- IPTM	\$400,000	\$0	402
PM-09-07-03	Traffic Safety Public Awareness Campaigns/To be determined	\$200,000	\$0	402
PM-09-07-04	Traffic Safety Media Campaign at Professional Sports Events/TCC	\$1,000,000	\$0	402
PM-09-07-05	<i>Click It or Ticket</i> Minority Outreach/University of North Florida	\$50,000	\$0	402
PM-09-07-06	<i>Move Over Florida</i> Campaign/Florida Highway Patrol	\$100,000	\$0	402
PM-09-07-07	Rural Safety Belt Demonstration Project/To be determined	\$200,000	\$0	402
K2PM-09-20-01	<i>Click It or Ticket</i> Paid Media Campaign/Tallahassee Community College	\$1,200,000	\$0	405
K8PM-09-16-01	DUI Statewide Media Campaign/To be determined	\$700,000	\$0	410
K8PM-09-16-02	Impaired Motorcyclist Safety Campaign/University of N. Florida- IPTM	\$400,000	\$0	410
402 Total		\$2,370,000	\$0	
405 Total		\$1,200,000	\$0	
410 Total		\$1,100,000	\$0	
Total All Funds		\$4,670,000	\$0	

Amended 10/20/2008



# **OCCUPANT PROTECTION**





## *Occupant Protection Program Area*

**Goal:** To increase Florida's safety belt usage rate to 82.5% by September 30, 2009.

---

### **Section 402**

**Project Number:** OP-09-02-01

**Project Title:** Florida Special Needs Occupant Protection Program

**Project Description:** The Florida Department of Health will continue to expand this existing program by providing child passenger safety services to special needs children throughout the state. Funding includes educational and promotional items, child safety seats, laptop computers and digital cameras for documentation and processing.

**Budget:** \$119,107

---

**Project Number:** OP-09-02-02

**Project Title:** Florida Child Passenger Resource Center

**Project Description:** A statewide child passenger safety (CPS) resource center will be implemented. Funding includes, dedicated website that allows you to order child safety seats, CPS educational and promotional items, CPS instructors, CPS technicians and CPS classes. This website will also provide a link to enter CPS Checklist Forms, where queries can be run to identify proper usage rate or improper usage by county.

**Budget:** \$400,000

---

**Project Number:** OP-09-02-03

**Project Title:** Statewide Safety Belt Survey

**Project Description:** The Tallahassee Community College will hire a consultant to conduct a statewide safety belt survey.

**Budget:** \$185,466

---

## *Occupant Protection Program Area*

**Project Number:** OP-09-02-04

**Project Title:** Florida Minority Task Force – Increase Safety Belt Usage Campaign

**Project Description:** A task force will be formed to develop materials and programs directed at encouraging the use of safety belts among diverse populations.

**Budget:** \$100,000

---

**Project Number:** OP-09-02-05

**Project Title:** Florida Highway Patrol Occupant Protection Program

**Project Description:** The Florida Highway Patrol will expand an existing occupant protection education and awareness program through the utilization of rollover simulators, which will be assigned to individual troops throughout the state. Funding will include educational materials and dummies to use in rollover simulators.

**Budget:** \$129,850

---

## **Section 405**

**Project Number:** K2-09-17-01

**Project Title:** Child Safety Seats: Appropriate Use and Access for All

**Project Description:** The Redlands Christian Migrant Association (RCMA) is in an ideal position to promote appropriate car seat restraint usage among low income households in Putnam County. RCMA is a non-sectarian, non-profit agency which has been providing childcare and family services to low income, migrant, and farm-worker clients since 1965. There are five Head Start or Early Start programs located throughout the county, the enrollment of programs are ethnically diverse and have access to bilingual staff. Funding is provided for car seats and storage.

**Budget:** \$5,500

---

## *Occupant Protection Program Area*

**Project Number:** K2-09-17-02

**Project Title:** Baker County Child Passenger Safety Program

**Project Description:** The Baker County Health Department will expand an existing child passenger safety program in Baker County by providing child seats and installation training, and by increasing their number of CPS certified technicians. Funding will be used to purchase child safety seats, educational and promotional materials, inspection station supplies, and storage space for seats, and to provide supplies, travel funds, and certification fees for CPS training and conferences.

**Budget:** \$54,873

---

**Project Number:** K2-09-17-03

**Project Title:** Child Seat Assistance Resource Effort

**Project Description:** The Children's Hospital of Southwest Florida will expand ongoing Child Seat Assistance Resource Effort (CARE) activities to address identified underserved residents and communities in Lee County. Efforts will include seat distribution to new parents, sponsorship of seat fitting stations in Lee County, distribution of educational materials, sponsorship of consumer education programs and professional certification education.

**Budget:** \$26,750

---

**Project Number:** K2-09-17-04

**Project Title:** Titusville Fire and Emergency Services CPS Program

**Project Description:** Titusville Fire and Emergency Services will present continuous Child Protective Safety education to parents, as well as child seat safety courses and inspections by setting up curbside inspection and training courses on Saturday mornings so that working parents can attend. Car seat check up events will be provided at events such as "The World's Biggest Baby Shower", "EMS Week", "Parent Teacher Organization", "Fire Prevention Month". Funding is provided for child safety seats, inspection station supplies, CPS inspection station trailer, travel to CPS updates/conferences and certification fees for CPS training, educational and promotional items.

**Budget:** \$32,149

---

## *Occupant Protection Program Area*

**Project Number:** K2-09-17-05

**Project Title:** CPS Issues for UF - Brevard County Extension

**Project Description:** The UF - Brevard County Extension office currently serves as a child passenger (CPS) safety fitting station and offers child safety seat checks, child safety restraints and education to parents in the county. In addition, the UF - Brevard County Extension CPS program is looking to expand efforts and get into elementary schools teaching the importance of booster seat usage and of staying in the back seat. Children can often affect their parent's safety behaviors and serve as influences on each other to do the right thing. One certified Child Passenger Safety Instructor is presently on staff. Funding is provided for child safety seats, inspection station supplies, CPS inspection station trailer, travel to CPS updates/conferences and certification fees for CPS training, educational and promotional items.

**Budget:** \$19,650

---

**Project Number:** K2-09-17-06

**Project Title:** Miami Gardens PD Child Passenger Safety Program

**Project Description:** The Miami Gardens Police Department will provide monthly seat belt checks at several areas which will be predetermined as highly traveled and accident prone locations. It is anticipated that strong relationships with automobile dealerships, faith-based organizations, and the Board of Education on providing presentations on the importance of buckling up will be built. The department will participate in fairs, community events, and school functions to promote safety belt usage. The department will post signs which promote safety belt use and signs that show safety belt usage rates and fatality rates for the year. The department will also utilize a message board to communicate a constant reminder for everyone to buckle up and participate in any and all FDOT sponsored enforcement waves during the 2008 and 2009 year. Funding is provided for child safety seats and overtime pay for four (4) officers to conduct the CPS fitting stations.

**Budget:** \$71,400

---

## *Occupant Protection Program Area*

**Project Number:** K2-09-17-07

**Project Title:** Florida Suncoast Child Passenger Safety Program

**Project Description:** Florida Suncoast Safe Kids/All Children's Hospital plans to provide increased Child Passenger Safety education and training opportunities in Manatee, Pasco, Pinellas, Polk and Sarasota counties. Methods of doing this would include child passenger safety technician trainings, car seat check up events, special needs child passenger safety training and technical training updates for current child passenger safety technicians. Florida Suncoast Safe Kids/All Children's Hospital currently has two Coordinators that are certified child passenger safety instructors. The goal is to increase the number of child passenger safety technicians in these counties, as well as offer families increased times and locations for having their child restraint systems checked throughout their county. Funding is provided for child safety seats, inspection station supplies, travel to CPS updates/conferences and certification fees for CPS training, educational and promotional items.

**Budget:** \$50,000

---

**Project Number:** K2-09-17-08

**Project Title:** It's All About Safety

**Project Description:** The Pinellas County Schools Transportation Department will teach the following: Introduction to Bus Safety "It's All About Safety"; the student identifies safe and unsafe behaviors. The student understands the importance of being aware of one's surroundings and acting in a safe manner while participating in physical activity setting. Student will be introduced to the expectations for riding a school bus by viewing the video "School bus Safety/Be Cool, Follow the RULES" and completing the safety Zone Activity Book. Funding is provided for overtime salary, drop down screens, lights LED dome, graphics, educational and promotional items.

**Budget:** \$25,375

---

## *Occupant Protection Program Area*

**Project Number:** K2-09-17-09

**Project Title:** Duval County Health Department “Right Riders”

**Project Description:** The DCHD/TIPPO CPST staff will conduct regularly scheduled monthly parenting child passenger safety classes at 6-8 locations across Duval County to maximize accessibility for all residents. A minimum of three child safety seat inspection/installation events will be conducted per week at child care facilities in Duval County in the evenings when parents are picking up their children after work. An evaluation of the effectiveness of booster seat education at daycare centers/childcare facilities will be conducted. Lastly, child passenger safety inspection events will be conducted monthly at various locations. Funding is provided for car seats, fitting station supplies, educational and promotional items and salary.

**Budget:** \$74,672

---

**Project Number:** K2-09-17-10

**Project Title:** Reaching Out to Buckle Up Rural St. Johns County

**Project Description:** Project Buckle Up (PBU) staff will increase the number of presentations made to the students at Crookshank, South Woods and Webster elementary schools, addressing students in Head Start, and grades PreK-2. PBU staff will also work with the administration at these schools to have a visible presence at all special event, including health fairs, registration events, and family nights. PBU will work with the school PTO presidents to be placed on the agenda for addressing each school PTO at least once each year, while also having information tables set up at a minimum of one additional PTO meeting each school year. PBU will also work with local churches, neighborhood groups, WIC and Food Stamps, local law enforcement, community groups and businesses to permeate the community with the PBU message and program information. Funding is provided for car seats, fitting station supplies, educational and promotional items, laptops, display boards, and salary.

**Budget:** \$73,428

---

## *Occupant Protection Program Area*

**Project Number:** K2-09-17-11

**Project Title:** Bay County Health Department Child Passenger Safety Program

**Project Description:** The Bay County Health Department Healthy Start Program staff will plan and implement the Child Passenger Safety Program. Bay County Health Department will provide fitting station hours at the department (WIC clients and others) by appointment and also at other county locations and events. A trailer will be used to safely secure seats and supplies and to act as a mobile fitting station. Funding is provided for car seats, fitting station supplies, educational and promotional items, and a CPS trailer with graphics.

**Budget:** \$23,489

---

**Project Number:** K2-09-17-12

**Project Title:** Florida Keys Healthy Start Program Car Seat Safety Campaign

**Project Description:** The Healthy Start Coalition has a working relationship with local maternity hospital, Lower Keys Medical Center, as well as the local county health department, which houses the Healthy Start Program. Healthy Start has the capacity to implement a large-scale car seat promotion program and the collaborative ability to provide training to a diverse group of professionals on car seat safety. Funding is provided for car seats, fitting station supplies, educational and promotional items, CPS course and salary for the project director.

**Budget:** \$34,800

---

**Project Number:** K2-09-17-13

**Project Title:** Lake-Sumter EMS Child Passenger Safety Program

**Project Description:** The Lake-Sumter Emergency Medical Service will expand an existing child passenger safety program in Lake and Sumter counties by providing child seats and installation training and by increasing their number of CPS certified technicians. Funding is provided for child safety seats, inspection station supplies, travel and certification fees for CPS training and conferences, storage for seats and supplies, and educational and promotional items.

**Budget:** \$65,700

---

## *Occupant Protection Program Area*

**Project Number:** K2-09-17-14

**Project Title:** BHCC Healthy Start CPS Program

**Project Description:** The Borinquen Health Care Center, Inc. will expand an existing child passenger safety program by providing child seats and installation training to clients. Funding will include child seats, fitting station supplies, and educational materials.

**Budget:** \$44,196

---

**Project Number:** K2-09-17-15

**Project Title:** Ocala Child Occupant Protection Program

**Project Description:** The Ocala Police Department will expand an existing child passenger safety program in the City of Ocala. Funding will include child seats, educational materials, CPS training for personnel, and signage.

**Budget:** \$14,500

---

**Project Number:** K2-09-17-16

**Project Title:** Reducing MV Injuries & Deaths in Rural North Florida

**Project Description:** The Safe Kids program at Shands Children's Hospital will expand an existing child passenger safety program in Alachua County and at least eight surrounding counties by providing child seats and installation training. Funding is provided for child seats, education/training materials, storage for child seats and supplies, inspection station supplies, promotional items, travel for CPS-related events and training, and training fees to certify more CPS techs.

**Budget:** \$89,560

---



## *Occupant Protection Program Area*

**Project Number:** K2-09-17-17

**Project Title:** Taylor County Occupant Protection Program

**Project Description:** The Taylor County Health Department will implement a child occupant protection safety program which will be designed to provide child restraint systems to families in need and educate the parents/guardians on the proper installation and utilization of these systems. Funding is provided for child safety seats, inspection station supplies, travel and certification fees for CPS training, educational and promotional items, an inspection station tent, and supplies.

**Budget:** \$27,966

---

**Project Number:** K2-09-17-18

**Project Title:** Citrus County Child Passenger Safety Program

**Project Description:** The Citrus County Health Department will expand an existing child passenger safety program in Citrus County and surrounding counties by providing child seats and installation training. Funding is provided for child safety seats, inspection station supplies, educational and promotional items, travel, storage for seats and supplies, and CPS training.

**Budget:** \$36,000

---

**Project Number:** K2-09-17-19

**Project Title:** Santa Rosa County Child Passenger Safety Program

**Project Description:** The Santa Rosa County Health Department will expand an existing child passenger safety program in the county by providing child seats and installation training. Funding is provided for child seats and travel for one CPS tech and instructor.

**Budget:** \$16,805

---

## *Occupant Protection Program Area*

**Project Number:** K2-09-17-20

**Project Title:** Hendry/Glades County Child Passenger Safety Program

**Project Description:** The Hendry/Glades County Health Department will expand an existing child passenger safety program in the county by providing child seats and installation training. Funding will include child seats, educational materials, and fitting station supplies.

**Budget:** \$17,500

---

**Project Number:** K2-09-17-21

**Project Title:** Hardee County Child Passenger Safety Program

**Project Description:** The Hardee County Health Department will expand an existing child passenger safety program in this area. Funding to include educational and promotional materials, child seats, and fitting station supplies.

**Budget:** \$15,500

---

**Project Number:** K2-09-17-22

**Project Title:** Child Passenger Safety for New Parents

**Project Description:** The Delray Beach Fire/Rescue Department will expand an existing child passenger safety program in the City of Delray Beach by providing child seats and installation training, and by increasing the number of CPS certified technicians. Funding is provided for child safety seats, inspection station supplies, travel, and certification fees for CPS training, and educational and promotional items.

**Budget:** \$30,000

---

## *Occupant Protection Program Area*

Occupant Protection Budget Summary				
Project Number	Project Title/Agency	Budget	Match	Budget Source
OP-09-02-01	Florida Special Needs Occupant Protection Program/FDOH	\$119,107	\$12,630	402
OP-09-02-02	Florida Child Passenger Resource Center/Florida Highway Patrol	\$400,000	\$0	402
OP-09-02-03	Statewide Safety Belt Survey – Tallahassee Community College	\$185,466	\$0	402
OP-09-02-04	Florida Minority Task Force – Increase Safety Belt Usage Campaign/TBD	\$100,000	\$0	402
OP-09-02-05	Florida Highway Patrol Occupant Protection Program/FHP	\$129,850	\$0	402
K2-09-17-01	Child Safety Seats: Appropriate Use and Access for All/RCMA	\$5,500	\$0	405
K2-09-17-02	Baker County Child Passenger Safety Program/Baker County HD	\$54,873	\$0	405
K2-09-17-03	Child Seat Assistance Resource Effort/Children’s Hosp. of SW Florida	\$26,750	\$0	405
K2-09-17-04	Titusville Fire and Emergency Services CPS Program/Titusville Fire	\$32,149	\$0	405
K2-09-17-05	CPS Issues for UF - Brevard County Extension/Brevard County	\$19,650	\$0	405
K2-09-17-06	Miami Gardens PD Child Passenger Safety Program/Miami Gardens PD	\$71,400	\$0	405
K2-09-17-07	Florida Suncoast Child Passenger Safety Program/All Children’s Hosp.	\$50,000	\$70,669	405
K2-09-17-08	It’s All About Safety/Pinellas County School Transportation Dept	\$25,375	\$47,250	405
K2-09-17-09	Duval County Health Department “Right Riders”/Duval County HD	\$74,672	\$0	405
K2-09-17-10	Reaching Out to Buckle Up Rural St. Johns County/St. Johns Co. Tax Col.	\$73,428	\$0	405
K2-09-17-11	Bay County Health Department CPS Program/Bay County HD	\$23,489	\$550	405
K2-09-17-12	Fla. Keys Healthy Start Program Car Seat Safety Campaign/Healthy Start	\$34,800	\$6,700	405
K2-09-17-13	Lake-Sumter EMS Child Passenger Safety Program/Lake-Sumter EMS	\$65,700	\$24,375	405
K2-09-17-14	BHCC Healthy Start CPS Program/ Borinquen Health Care Center	\$44,196	\$0	405
K2-09-17-15	Ocala Child Occupant Protection Program/Ocala PD	\$14,500	\$0	405
K2-09-17-16	Reducing MV Injuries & Deaths in Rural North Florida/Shands Hosp	\$89,560	\$0	405
K2-09-17-17	Taylor County Occupant Protection Program/Taylor County HD	\$27,966	\$0	405
K2-09-17-18	Citrus County Child Passenger Safety Program/Citrus County HD	\$36,000	\$40,239	
K2-09-17-19	Santa Rosa County Child Passenger Safety Program/Santa Rosa Co. HD	\$16,805	\$13,993	
K2-09-17-20	Hendry-Glades County CPS Program/Hendry County HD	\$17,500	\$7,995	
K2-09-17-21	Hardee County Child Passenger Safety Program/Hardee County HD	\$15,500	\$0	
K2-09-17-22	Child Passenger Safety for New Parents/Delray Beach Fire-Rescue	\$30,000	\$0	
402 Total		\$934,423	\$12,630	
405 Total		\$849,813	\$211,771	
Total All Funds		\$1,784,236	\$224,401	

## *Occupant Protection Program Area*

An orange outline map of the state of Florida is positioned in the background. The text 'COMMUNITY TRAFFIC SAFETY' is overlaid on the map in a large, bold, black serif font, centered horizontally and vertically.

**COMMUNITY  
TRAFFIC  
SAFETY**



## *Community Traffic Safety Program Area*

**Goal:** To reduce traffic fatalities in Florida to 3,000 in 2009 by supporting the Community Traffic Safety Teams ongoing public information and education programs that alter driver behavior in order to reduce traffic crashes, fatalities, and injuries.

---

**Project Number:** CP-09-04-01

**Project Title:** Public Information and Education Program – District One

**Project Description:** FDOT District One will use program funds to continue assisting the Community Traffic Safety Teams (CTST) in District One with educational materials and promotional items. Safety materials will be purchased and distributed to each team for use at community events.

**Budget:** \$50,000

---

**Project Number:** CP-09-04-02

**Project Title:** Public Information and Education Program – District Two

**Project Description:** FDOT District Two will use program funds to continue assisting the Community Traffic Safety Teams in District Two with educational materials and promotional items. Safety materials will be purchased and distributed to each team for use at community events.

**Budget:** \$50,000

---

**Project Number:** CP-09-04-03

**Project Title:** Public Information and Education Program – District Three

**Project Description:** FDOT District Three will use program funds to continue assisting the Community Traffic Safety Teams in District Three with educational materials and promotional items. Safety materials will be purchased and distributed to each team for use at community events.

**Budget:** \$50,000

---

## *Community Traffic Safety Program Area*

**Project Number:** CP-09-04-04

**Project Title:** Public Information and Education Program – District Four

**Project Description:** FDOT District Four will use program funds to continue assisting the Community Traffic Safety Teams in District Four with educational materials and promotional items. Safety materials will be purchased and distributed to each team for use at community events.

**Budget:** \$50,000

---

**Project Number:** CP-09-04-05

**Project Title:** Public Information and Education Program – District Five

**Project Description:** FDOT District Five will use program funds to continue assisting the Community Traffic Safety Teams in District Five with educational materials and promotional items. Safety materials will be purchased and distributed to each team for use at community events.

**Budget:** \$50,000

---

**Project Number:** CP-09-04-06

**Project Title:** Public Information and Education Program – District Six

**Project Description:** FDOT District Six will use program funds to continue assisting the Community Traffic Safety Teams in District Six with educational materials and promotional items. Safety materials will be purchased and distributed to each team for use at community events.

**Budget:** \$50,000

---



## *Community Traffic Safety Program Area*

**Project Number:** CP-09-04-07

**Project Title:** Public Information and Education Program – District Seven

**Project Description:** FDOT District Seven will use program funds to continue assisting the Community Traffic Safety Teams in District Seven with educational materials and promotional items. Safety materials will be purchased and distributed to each team for use at community events.

**Budget:** \$50,000

---

**Project Number:** CP-09-04-08

**Project Title:** Community Traffic Safety Program Support

**Project Description:** The University of Florida's Institute of Police Technology and Management will receive funding to support the purchase of public information and education materials for distribution by the State Safety Office for use in Work Zone Safety, Motorcycle Safety and Community Traffic Safety Programs such as "Battle of the Belts" and other community focused activities.

**Budget:** \$136,500

---

**Project Number:** CP-09-04-09

**Project Title:** Levy County ATV Safety PI&E Program

**Project Description:** Levy County Sheriff's Office will promote ATV safety through increased enforcement and public information and education outreach within Levy County. Levy County ranks #4 in Florida for total fatalities and injuries of counties with a population of 50,000 or less. The Sheriff's Office reports that illegal use of ATV's on public roadways has significantly impacted traffic crashes in this county. This is a second year continuation program.

**Budget:** \$30,000

---

## *Community Traffic Safety Program Area*

**Project Number:** CP-09-04-10

**Project Title:** Levy County Teen Driver Improvement Program, Phase Three

**Project Description:** Levy County Sheriff's Office will continue its teen driver improvement program. This third year continuation will provide training in drivers education programs in high schools in Levy County in an effort to reach the majority of teen drivers. Levy County currently ranks #5 for teen crashes, fatalities, and injuries of Florida counties with populations of less than 50,000. Florida drivers, ages 15-19, have the highest rate per 10,000 drivers of crash involvement (485.03) and the highest rate in fatal crashes (5.14).

**Budget:** \$94,000

---

**Project Number:** CP-09-04-11

**Project Title:** Highway Safety Travel and Training Support

**Project Description:** The Institute of Police Technology and Management (IPTM) will continue to provide travel expenses for select highway safety professionals to attend approved professional development programs and similar meetings. All activities, as well as individuals requesting to attend these activities, must have prior approval from the Traffic Safety Section of the State Safety Office.

**Budget:** \$75,000

---

**Project Number:** CP-09-04-12

**Project Title:** Reducing Teen Crashes

**Project Description:** The Bay District School District will hold motivational programs promoting teen traffic safety with an emphasis on impaired driving in high schools across the district. Bay County currently ranks #3 for teen crashes, fatalities, and injuries, and #3 for all alcohol-related crashes, fatalities, and injuries of Florida counties with populations of 50,001-200,000. Florida drivers, ages 15-19, have the highest rate per 10,000 drivers of crash involvement (485.03) and the highest rate in fatal crashes (5.14).

**Budget:** \$30,000

---

## *Community Traffic Safety Program Area*

**Project Number:** CP-09-04-13

**Project Title:** Miami-Dade Teen Driver Pilot Program

**Project Description:** The Department of Highway Safety and Motor Vehicles will continue its multicultural teen outreach program in Miami-Dade County for a third year. Miami-Dade currently ranks #7 for teen crashes, fatalities, and injuries of counties with populations over 200,001.

**Budget:** \$70,350

---

**Project Number:** CP-09-04-14

**Project Title:** Teen Safety Initiative: Stop Destructive Decisions (Yr 2)

**Project Description:** The Florida Highway Patrol will continue its teen safety initiative, including an interactive website to address teen drivers statewide.

**Budget:** \$50,000

---

**Project Number:** CP-09-04-15

**Project Title:** Statewide Hispanic/Latino Community Outreach

**Project Description:** The Florida Department of Highway Safety and Motor Vehicles will continue its efforts to identify strategies to reach the Hispanic/Latino population and to implement safety measures that will reflect in a positive change in their driving behaviors.

**Budget:** \$100,000

---

## *Community Traffic Safety Program Area*

**Project Number:** CP-09-04-16

**Project Title:** Teen Traffic Safety Outreach in Bradford County

**Project Description:** The Bradford County Sheriff's Office will promote teen traffic safety in local high schools in an effort to reduce crashes, fatalities and injuries. The outreach will include motivational speaker(s) with a variety of traffic safety messages along with educational and promotional materials to support the event. Bradford County currently ranks #1 in teen crashes, fatalities, and injuries of Florida counties with populations of 50,000 or less. Florida drivers, ages 15-19, have the highest rate per 10,000 drivers of crash involvement (485.03) and the highest rate in fatal crashes (5.14).

**Budget:** \$10,000

---

**Project Number:** CP-09-04-17

**Project Title:** Teen Traffic Safety Outreach in Suwannee County

**Project Description:** The Suwannee County Sheriff's Office will promote teen traffic safety in local high schools in an effort to reduce crashes, fatalities and injuries. The outreach will include motivational speaker(s) with a variety of traffic safety messages along with educational and promotional materials to support the event. Suwannee County currently ranks #3 in teen crashes, fatalities, and injuries, of Florida Counties with populations of 50,000 and less. Florida drivers, ages 15-19, have the highest rate per 10,000 drivers of crash involvement (485.03) and the highest rate in fatal crashes (5.14).

**Budget:** \$10,000

---

**Project Number:** CP-09-04-18

**Project Title:** Teen Traffic Safety Outreach in Hendry County

**Project Description:** To be determined.

**Budget:** \$10,000

---

## *Community Traffic Safety Program Area*

**Project Number:** CP-09-04-19

**Project Title:** Teen Traffic Safety Outreach in Gadsden County

**Project Description:** The Havana Police Department will continue its teen traffic safety program in an effort to reduce crashes, fatalities and injuries involving teen drivers. Gadsden County currently ranks #3 in teen crashes, fatalities, and injuries of Florida counties with populations of 50,000 or less. Florida drivers from 15-19 years of age have the highest rate per 10,000 drivers of crash involvement (485.03) and the highest rate in fatal crashes (5.14).

**Budget:** \$10,000

---

**Project Number:** CP-09-04-20

**Project Title:** Teen Traffic Safety Outreach in Liberty County

**Project Description:** To be determined.

**Budget:** \$10,000

---

**Project Number:** CP-09-04-21

**Project Title:** Teen Traffic Safety Outreach in Putnam County

**Project Description:** To be determined.

**Budget:** \$15,000

---

**Project Number:** CP-09-04-22

**Project Title:** Teen Traffic Safety Outreach in Columbia County

**Project Description:** To be determined.

**Budget:** \$10,000

---

## *Community Traffic Safety Program Area*

**Project Number:** CP-09-04-23

**Project Title:** Teen Traffic Safety Outreach in Walton County

**Project Description:** To be determined.

**Budget:** \$15,000

---

**Project Number:** CP-09-04-24

**Project Title:** Teen Traffic Safety Outreach in Okaloosa County

**Project Description:** To be determined.

**Budget:** \$15,000

---

**Project Number:** CP-09-04-25

**Project Title:** Teen Traffic Safety Outreach in Orange County

**Project Description:** To be determined.

**Budget:** \$20,000

---

**Project Number:** CP-09-04-26

**Project Title:** Teen Traffic Safety Outreach in Palm Beach County

**Project Description:** To be determined.

**Budget:** \$20,000

---

## *Community Traffic Safety Program Area*

**Project Number:** CP-09-04-27

**Project Title:** Teen Traffic Safety Outreach in Leon County

**Project Description:** The Tallahassee Police Department will continue to host presentations in local high schools to promote teen traffic safety with an emphasis on impaired driving. Leon County currently ranks #4 for all crashes, fatalities, and injuries, and #2 for speed related crashes, fatalities, and injuries of Florida counties with populations of 200,001 and above. Florida drivers, ages 15-19, have the highest rate per 10,000 drivers of crash involvement (485.03) and the highest rate in fatal crashes (5.14).

**Budget:** \$20,000

---

**Project Number:** CP-09-04-28

**Project Title:** Teen Traffic Safety Outreach in Hillsborough County

**Project Description:** To be determined.

**Budget:** \$20,000

---

**Project Number:** CP-09-04-29

**Project Title:** Teen Traffic Safety Outreach in Broward County

**Project Description:** To be determined.

**Budget:** \$20,000

---

**Project Number:** CP-09-04-30

**Project Title:** Teen Traffic Safety Outreach in Escambia County

**Project Description:** To be determined.

**Budget:** \$20,000

---

## *Community Traffic Safety Program Area*

**Project Number:** CP-09-04-31

**Project Title:** Florida Sheriff's Association Teen Driver Challenge

**Project Description:** The Florida Sheriff's Association will continue the statewide Teen Drive Challenge program in an effort to provide teens with the knowledge and hands on experience in collision avoidance and safe driving techniques.

**Budget:** \$202,000

---

**Project Number:** CP-09-04-32

**Project Title:** Revision of Florida's Law Enforcement Guide

**Project Description:** The University of Florida's Institute of Police Technology and Management will develop, produce and distribute an updated Law Enforcement Guide Specific to Florida's Traffic Safety Priorities.

**Budget:** \$30,000

---



## *Community Traffic Safety Program Area*

Community Traffic Safety Budget Summary				
Project Number	Project Title/Agency	Budget	Match	Budget Source
CP-09-04-01	Public Information and Education Program – Dist. 1/FDOT District 1	\$50,000	\$0	402
CP-09-04-02	Public Information and Education Program - Dist. 2/FDOT District 2	\$50,000	\$0	402
CP-09-04-03	Public Information and Education Program - Dist. 3/FDOT District 3	\$50,000	\$0	402
CP-09-04-04	Public Information and Education Program - Dist. 4/FDOT District 4	\$50,000	\$0	402
CP-09-04-05	Public Information and Education Program - Dist. 5/FDOT District 5	\$50,000	\$0	402
CP-09-04-06	Public Information and Education Program - Dist. 6/FDOT District 6	\$50,000	\$0	402
CP-09-04-07	Public Information and Education Program - Dist. 7/FDOT District 7	\$50,000	\$0	402
CP-09-04-08	Community Traffic Safety Program Support/Univ. of N. Florida - IPTM	\$136,500	\$0	402
CP-09-04-09	Levy County ATV Safety PI&E Program/Levy County SO	\$30,000	\$0	402
CP-09-04-10	Levy County Teen Driver Improvement Program, Phase Three/LCSO	\$94,000	\$0	402
CP-09-04-11	Highway Safety Travel and Training Support/University of N. Florida - IPTM	\$75,000	\$0	402
CP-09-04-12	Reducing Teen Crashes/Bay District Schools	\$30,000	\$0	402
CP-09-04-13	Miami-Dade Teen Driver Pilot Project/Highway Safety and Motor Vehicles	\$70,350	\$0	402
CP-09-04-14	Teen Safety Initiative (Yr 2)/Florida Highway Patrol	\$50,000	\$0	402
CP-09-04-15	Statewide Hispanic/Latino Outreach/Highway Safety and Motor Vehicles	\$100,000	\$0	402
CP-09-04-16	Teen Traffic Safety Outreach in Bradford County/To be determined	\$10,000	\$0	402
CP-09-04-17	Teen Traffic Safety Outreach in Suwannee County/To be determined	\$10,000	\$0	402
CP-09-04-18	Teen Traffic Safety Outreach in Hendry County/To be determined	\$10,000	\$0	402
CP-09-04-19	Teen Traffic Safety Outreach in Gadsden County/Havana PD	\$10,000	\$0	402
CP-09-04-20	Teen Traffic Safety Outreach in Liberty County/To be determined	\$10,000	\$0	402
CP-09-04-21	Teen Traffic Safety Outreach in Putnam County/To be determined	\$15,000	\$0	402
CP-09-04-22	Teen Traffic Safety Outreach in Columbia County/To be determined	\$10,000	\$0	402
CP-09-04-23	Teen Traffic Safety Outreach in Walton County/To be determined	\$15,000	\$0	402
CP-09-04-24	Teen Traffic Safety Outreach in Okaloosa County/To be determined	\$15,000	\$0	402
CP-09-04-25	Teen Traffic Safety Outreach in Orange County/To be determined	\$20,000	\$0	402
CP-09-04-26	Teen Traffic Safety Outreach in Palm Beach County/To be determined	\$20,000	\$0	402
CP-09-04-27	Teen Traffic Safety Outreach in Leon County/Tallahassee Police Department	\$20,000	\$0	402
CP-09-04-28	Teen Traffic Safety Outreach in Hillsborough County/To be determined	\$20,000	\$0	402
CP-09-04-29	Teen Traffic Safety Outreach in Broward County/To be determined	\$20,000	\$0	402
CP-09-04-30	Teen Traffic Safety Outreach in Escambia County/To be determined	\$20,000	\$0	402
CP-09-04-31	Florida Sheriff's Association Teen Driver Challenge/Florida Sheriff's Assn.	\$202,000	\$22,500	402
CP-09-04-32	Revision of Florida's Law Enforcement Guide/Univ. of N. Florida - IPTM	\$30,000	\$0	402
	402 Total	\$1,392,850	\$22,500	
	Total All Funds	\$1,392,850	\$22,500	

*Community Traffic Safety Program Area*



# **ALCOHOL**



## *Alcohol Program Area*

**Goal:** To reduce the number of people killed in alcohol-related crashes to less than 1,070 in 2009 through increased DUI enforcement and public awareness activities.  
To provide specialized DUI enforcement training to at least 800 law enforcement officers and prosecutors.  
To train and certify 40 new drug recognition experts and 20 DRE instructors and to recertify 70 drug recognition experts.

---

### **Section 402**

**Project Number:** AL-09-05-01

**Project Title:** Florida Student Traffic Safety Program

**Project Description:** The Tallahassee Community College will continue to provide coordination for the alcohol prevention activities of the BACCHUS and GAMMA Peer Education Network at the college level and Students Against Destructive Decisions at the high school level. Subgrant funds will support the salaries of the program coordinator, program assistant, and administrative assistant, the development of web-based and traditional educational programming, the purchase and distribution of promotional and awareness items, and training for student leaders.

**Budget:** \$319,832

---

**Project Number:** AL-09-05-02

**Project Title:** DUI Training Classes/Symposium

**Project Description:** The Institute of Police Technology and Management at the University of North Florida will provide specialized training for law enforcement officers, prosecutors, civilian employees of law enforcement agencies, state employees, and investigators with government agencies. Classes will include DUI Case Preparation, In-Car Video, SFST and SFST Instructor, Sobriety Checkpoint Operations, Detecting False Drivers Licenses, and Administrative Hearing Preparation, as well as the Florida Breath Test Conference and the annual DUI Symposium. Tuition will be free for Florida law enforcement officers, prosecutors, civilian employees of law enforcement agencies, state employees, DUI professionals, and investigators with other Florida government agencies.

**Budget:** \$590,875

---

Amended 10/20/2008

## *Alcohol Program Area*

**Project Number:** AL-09-05-03

**Project Title:** Legal Training for Hearing Officers

**Project Description:** The Department of Highway Safety and Motor Vehicles will provide training related to the administrative suspension of drivers licenses to hearing officers and support staff. Travel expenses for the hearing officers and support staff to attend the training will be reimbursed.

**Budget:** \$157,500

---

**Project Number:** AL-09-05-04

**Project Title:** Jacksonville DUI Enforcement Program

**Project Description:** The Jacksonville Sheriff's Office will seek to reduce the impaired driving/fatalities through education, awareness, enforcement and evidence. Checkpoints will be conducted monthly, and at least four saturation patrols will be conducted each month. The DUI officers will also provide awareness citywide with visible DUI checkpoints. Two convert vehicles with equipment, 22 digital in-car video units, a server for saving digital images, and a light tower will be purchased. The agency will conduct four DUI operations during the Labor Day Wave.

**Budget:** \$228,537

---

**Project Number:** AL-09-05-05

**Project Title:** Atlantic Beach Enhances DUI Enforcement Initiative

**Project Description:** The Atlantic Beach Police Department will purchase an unmarked vehicle to use in nightly DUI enforcement activities. Two portable breath test units will be purchased for enforcing the 0.02 Law. The agency will conduct four DUI operations during the Labor Day Wave.

**Budget:** \$36,025

---

## *Alcohol Program Area*

**Project Number:** AL-09-05-06

**Project Title:** Palm Bay Phlebotomy Project

**Project Description:** The Palm Bay Police Department will implement a pilot project to utilize search warrants to obtain BAC levels from offenders that do not consent to a breath test. Funds will provide training for officers in phlebotomy so they may obtain blood samples, officer salaries, and direct program costs.

**Budget:** \$112,000

---

**Project Number:** AL-09-05-07

**Project Title:** Pasco County DUI Enforcement Program

**Project Description:** Pasco County Sheriff's Office will purchase two non-typical undercover style vehicles complete with emergency equipment and digital in-car camera units. The agency will conduct 25 saturation patrols and one checkpoint per quarter. The agency will conduct four DUI operations during the Labor Day Wave.

**Budget:** \$79,324

---

**Project Number:** AL-09-05-08

**Project Title:** South Daytona DUI Enforcement Program

**Project Description:** The South Daytona Police Department will receive overtime funding to conduct one checkpoint each month. The agency will also purchase a vehicle that will be used primarily by the agency's drug recognition expert for DUI enforcement. The agency will commit at least two officers to conduct a minimum of four saturation patrols each month on Friday and Saturday nights. The agency will conduct four DUI operations during the Labor Day Wave.

**Budget:** \$69,165

---

## *Alcohol Program Area*

**Project Number:** AL-09-05-09

**Project Title:** North Miami Beach DUI Enforcement Initiative

**Project Description:** The North Miami Beach Police Department will receive overtime funds to conduct one checkpoint per month. Funds will provide a slick top police truck with tow package and video camera that will be used at checkpoints and for saturation patrols. The agency will also purchase a checkpoint trailer, cones, and signs needed to warn motorists of checkpoints. The agency will conduct four DUI operations during the Labor Day Wave.

**Budget:** \$60,740

---

**Project Number:** AL-09-05-10

**Project Title:** Osceola County DUI Initiative

**Project Description:** The Osceola County Sheriff's Office will provide high visibility enforcement and periodic impaired driving saturation patrols. Funds will be used to purchase a vehicle and an Intoxilyzer. The agency will conduct four DUI operations during the Labor Day Wave.

**Budget:** \$50,637

---

**Project Number:** AL-09-05-11

**Project Title:** Cape Coral Comprehensive DUI Program

**Project Description:** The Cape Coral Police Department will conduct a comprehensive program to reduce impaired driving in the city. The agency will conduct a checkpoint and at least four saturation patrols monthly. Events for high school students will emphasize the consequences of a DUI arrest and also provide parents information regarding their responsibilities and liabilities if their children are caught drinking and driving. Funds will be used to provide overtime for checkpoints, two police vehicles equipped for DUI enforcement, and a SIDNE vehicle for public awareness events. The agency will conduct four DUI operations during the Labor Day Wave.

**Budget:** \$119,499

---

Amended 10/20/2008



# *Alcohol Program Area*

## Section 410

**Project Number:** K8-09-06-01

**Project Title:** Tenth Judicial Circuit DUI Court Program–Highlands County

**Project Description:** The 10<sup>th</sup> Judicial Circuit Court in Highland County will use the authority of the court to change defendants' criminal behaviors during five phases. The DUI court judge will preside over case staffing and court sessions in each phase. The funds will be used to hire a probation officer and counselor to work with offenders in the program. Two computers and two breath test devices will be purchased.

**Budget:** \$142,276

---

**Project Number:** K8-09-06-02

**Project Title:** St. Augustine Beach DUI Enforcement Program

**Project Description:** The St. Augustine Beach Police Department will participate in monthly impaired driving checkpoints. The agency, along with its partner agencies, will assign personnel and equipment to staff these multi-agency impaired driving operations. Funds will be used to purchase a variable message board and provide checkpoint overtime for officers. The agency will conduct four DUI operations during the Labor Day Wave.

**Budget:** \$21,022

---

**Project Number:** K8-09-06-03

**Project Title:** Levy County Checkpoint Equipment

**Project Description:** The Levy County Sheriff's Office will receive funding to purchase a light tower so that the agency can conduct safe checkpoints. The agency will conduct four DUI operations during the Labor Day Wave.

**Budget:** \$11,000

---

Amended 10/20/2008

## *Alcohol Program Area*

**Project Number:** K8-09-06-04

**Project Title:** Florida Sustained Enforcement Program

**Project Description:** Tallahassee Community College will coordinate the day-to-day activities of the Florida Sustained Enforcement Program. The program has three primary components: 1) enforcement; 2) public awareness; 3) evaluation. Subgrant funds will reimburse the salaries and benefits for TCC personnel assigned to the program, travel and awards for participating law enforcement agencies. Funds will be used to purchase one vehicle, three variable message boards, two arrow boards, two light towers, three Intoxilyzer 8000s w/printers, three digital in-car video units, and two trailers.

**Budget:** \$745,524

---

**Project Number:** K8-09-06-05

**Project Title:** Clay County Alcohol Compliance Program

**Project Description:** Clay County Sheriff's Office purchase two portable breath test devices to increase its ability to enforce the state's 0.02 Law for drivers under age 21. The agency will conduct four DUI operations during the Labor Day Wave.

**Budget:** \$1,000

---

**Project Number:** K8-09-06-06

**Project Title:** The HCSO Fights DUI

**Project Description:** The Hillsborough County Sheriff's Office will receive the final year of funding for three DUI enforcement positions. There will be a 50% match of salaries and benefits for the three positions. The agency will conduct two checkpoints monthly, and overtime for one breath test operator to work at checkpoints will be reimbursed. Thirty digital in-car video units and a server will be purchased. The agency will conduct four DUI operations during the Labor Day Wave.

**Budget:** \$263,091

---

## *Alcohol Program Area*

**Project Number:** K8-09-06-07

**Project Title:** Sarasota County DUI Court Program

**Project Description:** The Twelfth Judicial Circuit of Florida/Sarasota County will create a DUI Court with a DUI team consisting of a judge, a prosecutor, a defense attorney, a probation officer, law enforcement agencies, and alcohol and drug treatment professionals.

**Budget:** \$151,296

---

**Project Number:** K8-09-06-08

**Project Title:** North Miami Checkpoint Program

**Project Description:** The North Miami Police Department will receive funding for checkpoint overtime to conduct one checkpoint per month. Funds will be used purchase a variable message board, a diesel-powered light tower, and other equipment for use at checkpoints. The agency will conduct four DUI operations during the Labor Day Wave.

**Budget:** \$57,050

---

**Project Number:** K8-09-06-09

**Project Title:** Jackson County Impaired Driving Education Program

**Project Description:** The Jackson County School Board will utilize interactive programs that vividly demonstrate the results of being intoxicated as well as drinking and driving. Funds will be used to purchase one SIDNE vehicle and trailer.

**Budget:** \$27,090

---

## *Alcohol Program Area*

**Project Number:** K8-09-06-10

**Project Title:** Lee County Impaired Driving

**Project Description:** The Lee County Sheriff's Office will receive funding for checkpoint overtime salaries. Two digital in-care video systems will also be purchased. The agency will conduct four DUI operations during the Labor Day Wave.

**Budget:** \$37,920

---

**Project Number:** K8-09-06-11

**Project Title:** Fort Myers DUI Checkpoint Program

**Project Description:** The Fort Myers Police Department will receive funding for equipment to use at DUI checkpoints and checkpoint overtime funds to conduct at least one checkpoint per month. Funds will be used to purchase one variable message board and one audio/video recording system and equipment. The agency will conduct four DUI operations during the Labor Day Wave.

**Budget:** \$59,310

---

**Project Number:** K8-09-06-12

**Project Title:** Traffic Safety Resource Prosecutor Program

**Project Description:** The Tallahassee Community College will provide training for prosecutors and law enforcement officers and provide technical support to prosecutors. Two traffic safety resource prosecutors and one administrative assistant will be required. The TSRP program will train beginning prosecutors in DUI case law and trial tactics, train more advanced DUI prosecutors and felony prosecutors in the legal, scientific, and tactical aspects of DUI prosecution. Speakers for the training sessions will primarily come from Florida organizations and will include assistant state attorneys, FDLE Alcohol Testing Program personnel, toxicologists, law enforcement officers, and crash reconstructionists. Resources will be used to fund salaries/benefits, travel, facility fees, printing, and other direct program costs.

**Budget:** \$649,998

---

Amended 10/20/2008

## *Alcohol Program Area*

**Project Number:** K8-09-06-13

**Project Title:** Technical Advisory Committee on DUI Enforcement & Prosecution

**Project Description:** The Institute of Police Technology and Management at the University of North Florida will bring together technical groups and subject experts representing various disciplines to provide recommendations and give testimony on critical issues in the impaired driving enforcement community. The issues that will be addressed are legislation, judicial rulings, new technologies, and enforcement options. Limited out-of-state travel will be provided for committee members to stay current on the issues affecting DUI enforcement. Funding will also be provided for consultants to participate in various committees and/or to provide expert testimony at trials. Approximately six people will be selected to attend the International Association for Chemical Testers (IACT) annual conference to learn about current issues related to alcohol testing. A maximum of 10 members from selected counties will attend the NHTSA DUI Court Training to learn how to set up a program in their counties.

**Budget:** \$96,558

---

**Project Number:** K8-09-06-14

**Project Title:** Project Title: Statewide DUI Impaired Driving Program

**Project Description:** Funds will pay for overtime for Florida Highway Patrol to conduct checkpoints and saturation patrols across Florida.

**Budget:** \$500,000

---

**Project Number:** K8-09-06-15

**Project Title:** Drug Evaluation and Classification Program

**Project Description:** The Institute of Police Technology and Management at the University of North Florida will continue to provide statewide coordination for the DEC Program. Drug Recognition Expert (DRE), Drugs that Impair Driving, Drug Impaired Training for Educational Professionals, and Medical Foundations of HGN classes will be taught. The Institute will oversee the certification and re-certification process for Florida DREs.

**Budget:** \$425,350

---

## *Alcohol Program Area*

**Project Number:** K8-09-06-16

**Project Title:** Putnam DUI Enforcement Squad

**Project Description:** The Putnam County Sheriff's Office will receive the final year of funding for a DUI enforcement position. The agency will conduct saturation patrols and checkpoints. There will be a 50% match on salary and benefits. The agency will conduct four DUI operations during the Labor Day Wave.

**Budget:** \$32,434

---

**Project Number:** K8-09-06-17

**Project Title:** The St. Pete Beach Community Traffic Initiative

**Project Description:** The St. Pete Beach Police Department will receive the final year of funding for a full time DUI enforcement officer. There will be a 50% match on salary and benefits. Funds will be provided for a checkpoint trailer, cones, portable breath test devices, and a diesel-powered light tower. The agency will conduct four DUI operations during the Labor Day Wave.

**Budget:** \$53,084

---

**Project Number:** K8-09-06-18

**Project Title:** Tenth Judicial Circuit DUI Court Program—Polk County

**Project Description:** The 10<sup>th</sup> Judicial Circuit Court in Polk County will continue the DUI Court pilot program (final year of funding) for 50 repeat offenders. Participants will be admitted based on established eligibility criteria. The program will reduce DUI behavior in participants using a coordinated approach to include on-going judicial supervision, intensive community supervision, treatment, alcohol screenings, and community involvement. There will be a 50% local match of salaries and benefits.

**Budget:** \$56,228

---

## *Alcohol Program Area*

**Project Number:** K8-09-06-19

**Project Title:** St. Johns County DUI Checkpoint Project

**Project Description:** The St. Johns County Sheriffs Office will receive overtime funding to conduct DUI checkpoints. The agency will conduct four DUI operations during the Labor Day Wave.

**Budget:** \$27,216

---

**Project Number:** K8-09-06-20

**Project Title:** Marion County DUI Checkpoint Project

**Project Description:** The Marion County Sheriff's Office will receive overtime funding to conduct at least one checkpoint each month. The agency participates in the Sustained Enforcement Initiative. This is the agency's final year of funding. The agency will conduct four DUI operations during the Labor Day Wave.

**Budget:** \$25,920

---

**Project Number:** K8-09-06-21

**Project Title:** Palm Beach County DUI Initiative

**Project Description:** Palm Beach County Sheriff's Office will deploy two full-time deputies who will be assigned to the DUI Unit. Funds will be used for two full-time officers' salaries, two patrol vehicles, and equipment. The agency will conduct four DUI operations during the Labor Day Wave.

**Budget:** \$247,986

---

## *Alcohol Program Area*

**Project Number:** K8-09-06-22

**Project Title:** Statewide Underage Drinking Prevention Initiative

**Project Description:** To be determined.

**Budget:** \$200,000

---

**Project Number:** K8-09-06-23

**Project Title:** Seminole Traffic Safety DUI Enforcement Enhancement

**Project Description:** The Seminole County Sheriff Office will conduct DUI traffic safety initiatives including education, high visibility, uniformed DUI enforcement and increased DUI saturation patrols. Funds will be used for wolfpack overtime, four portable breath test devices, and four in-car video units.

**Budget:** \$35,542

---

**Project Number:** K8-09-06-24

**Project Title:** Local DUI Enforcement Programs

**Project Description:** To be determined.

**Budget:** \$389,453

---



## *Alcohol Program Area*

**Project Number:** K8-09-06-25

**Project Title:** Statewide BAT Equipment

**Project Description:** In conjunction with the LEL program, Tallahassee Community College will purchase sixteen Breath Alcohol Testing (BAT) trailers to be utilized in the Local Area Networks during impaired driving enforcement efforts by the Local Area Network Coordinators (LANC).

**Budget:** \$320,000

---

**Project Number:** K8-09-06-26

**Project Title:** FSU Police Department

**Project Description:** In cooperation with the Leon County DUI Strike, the Force Florida State University Police Department will purchase a fully equipped DUI Enforcement trailer to be used by the Strike Force. FSUPD will also manage and enforcement overtime program for the Strike Force.

**Budget:** \$200,000

---

## *Alcohol Program Area*

Alcohol Budget Summary				
Project Number	Project Title/Agency	Budget	Match	Budget Source
AL-09-05-01	Florida Student Traffic Safety Program/Tallahassee Community College	\$319,832	\$0	402
AL-09-05-02	DUI Training Classes/Symposium/University of North Florida	\$590,875	\$0	402
AL-09-05-03	Legal Training for Hearing Officer/Dept. of Highway Safety & Motor Vehicles	\$157,500	\$0	402
AL-09-05-04	Jacksonville DUI Enforcement Program/Jacksonville SO	\$228,537	\$0	402
AL-09-05-05	Atlantic Beach Enhanced DUI Enforcement Initiative/Atlantic Beach PD	\$36,025	\$0	402
AL-09-05-06	Palm Bay Phlebotomy Project/Palm Bay PD	\$112,000	\$0	402
AL-09-05-07	Pasco County DUI Enforcement Program/Pasco County Sheriff's Office	\$79,324	\$0	402
AL-09-05-08	South Daytona DUI Checkpoint Project/South Daytona PD	\$69,165	\$0	402
AL-09-05-09	North Miami Beach DUI Enforcement Initiative/North Miami Beach PD	\$60,740	\$0	402
AL-09-05-10	Osceola County DUI Initiative/Osceola County Sheriff's Office	\$50,637	\$0	402
AL-09-05-11	Cape Coral Comprehensive DUI Program/Cape Coral PD	\$119,499	\$0	402
K8-09-06-01	Tenth Judicial Circuit Court DUI Court Program-Highland County/Highland Co.	\$142,276	\$0	410
K8-09-06-02	St. Augustine Beach DUI Enforcement Program/St. Augustine Beach PD	\$21,022	\$0	410
K8-09-06-03	Levy County Checkpoint Equipment/Levy County SO	\$11,000	\$0	410
K8-09-06-04	Florida Sustained Enforcement Program Coordination/Tallahassee Comm. Col.	\$745,524	\$0	410
K8-09-06-05	Clay County Alcohol Compliance Program/Clay County SO	\$1,000	\$0	410
K8-09-06-06	The HCSO Fights DUI/Hillsborough County SO	\$263,091	\$121,641	410
K8-09-06-07	Sarasota County DUI Court Program/Twelfth Judicial Circuit of Florida	\$151,296	\$0	410
K8-09-06-08	North Miami Checkpoint Program/North Miami PD	\$57,050	\$0	410
K8-09-06-09	Jackson County Impaired Driving Education Program/Jackson County Schools	\$27,090	\$0	410
K8-09-06-10	Lee County Impaired Driving/Lee County SO	\$37,920	\$0	410
K8-09-06-11	Fort Myers DUI Checkpoint Program/Fort Myers PD	\$59,310	\$0	410
K8-09-06-12	Traffic Safety Resource Prosecutor Program/Tallahassee Community College	\$649,998	\$0	410
K8-09-06-13	Technical Advisory Committee on DUI Enforcement & Prosecution/UNF-IPTM	\$96,558	\$0	410
K8-09-06-14	Statewide DUI Checkpoint Program/Florida Highway Patrol	\$500,000	\$0	410
K8-09-06-15	Drug Evaluation and Classification Program/University of North Florida-IPTM	\$425,350	\$0	410
K8-09-06-16	Putnam DUI Enforcement Squad/Putnam County SO	\$32,434	\$24,434	410
K8-09-06-17	The St. Pete Beach Community Traffic Initiative/St. Pete Beach PD	\$53,084	\$32,334	410
K8-09-06-18	Tenth Judicial Circuit Court DUI Court Program-Polk County/Polk County	\$56,228	\$56,228	410
K8-09-06-19	St. Johns County DUI Checkpoint Project/St. Johns County SO	\$27,216	\$0	410
K8-09-06-20	Marion County DUI Checkpoint Project/Marion County SO	\$25,920	\$0	410
K8-09-06-21	Palm Beach County DUI Initiative/Palm Beach County SO	\$247,986	\$0	410
K8-09-06-22	Underage Drinking Prevention Initiative/To be determined	\$200,000	\$0	410
K8-08-06-23	Seminole Traffic Safety DUI Enforcement Enhancement/Seminole County SO	\$35,542	\$0	410
K8-08-06-24	Local DUI Enforcement Programs/To be determined	\$6,806,630	\$0	410
K8-08-06-25	Statewide BAT Equipment/Tallahassee Community College	\$320,000	\$0	410
K8-08-06-26	Florida State University PD Checkpoint Project/FSU PD	\$200,000	\$0	410
	402 Total	\$1,824,134	\$0	
	410 Total	\$11,193,525	\$234,637	
	Total All Funds	\$13,017,659	\$234,637	

Amended 10/20/2008



**PEDESTRIAN  
AND  
BICYCLE  
SAFETY**



## *Pedestrian/Bicycle Safety Program Area*

**Goal:** To reduce pedestrian fatalities to 520 and bicyclist fatalities to 100 in 2009 through the implementation of pedestrian and bicycle education, planning, and enforcement programs aimed at decreasing pedestrian and bicyclist fatalities.

---

**Project Number:** PS-09-08-01

**Project Title:** Florida Bicycle Helmet Promotion Program

**Project Description:** The Florida Department of Health will continue to coordinate statewide bicycle education and helmet distribution program, working with Safe Kids Coalitions and Chapters, County Health Departments and other school and safety organizations.

**Budget:** \$122,428

---

**Project Number:** PS-09-08-02

**Project Title:** Bicycle Helmets to Prevent Acquired Epilepsy

**Project Description:** The Epilepsy Foundation of Florida, which houses the statewide Epilepsy Education and Prevention Coordinator, will coordinate “Train the Trainer” sessions on fitting helmets and a distribution program through its 126 bicycle safety partners around the state. They will provide helmets to those in need through partnerships with schools, local law enforcement agencies, local health departments, and other organizations.

**Budget:** \$300,000

---

**Project Number:** PS-08-08-03

**Project Title:** Florida’s Bicycle and Pedestrian Resource Center

**Project Description:** The University of Florida Transportation Tech Transfer (T<sup>2</sup>) Center will develop a web-based resource center to include bicycle safety brochures, videos, a lending library, quarterly newsletters, and other public awareness materials. The T<sup>2</sup> Center’s newsletter currently reaches over 17,000 recipients and will be used to list available bike/ped traffic safety resources. The newsletter will be used to announce bike/ped events and feature pertinent articles that provide aspects of bike/ped safety.

**Budget:** \$150,000

---

## *Pedestrian/Bicycle Safety Program Area*

**Project Number:** PS-09-08-04

**Project Title:** Safe Crossings Program for Elderly Pedestrians

**Project Description:** The University of Miami Miller School of Medicine will expand the existing Safe Crossings program to increase awareness of safe elderly pedestrian behaviors in Miami-Dade county and promote community involvement.

**Budget:** \$62,286

---

**Project Number:** PS-08-08-05

**Project Title:** Pedestrian/Bicycle Staff Support

**Project Description:** The University of North Florida will provide a consultant to the FDOT Safety Office to assist in carrying out pedestrian/bicycle safety activities. Funding for travel is included.

**Budget:** \$69,923

---

**Project Number:** PS-09-08-06

**Project Title:** Bike/Ped Law Enforcement Training

**Project Description:** The University of Florida, Technology Transfer Center's, Courtesy Promotes Safety (CPS) Pedestrian/Bicycle Enforcement Program teaches trainers and officers how to integrate pedestrian/bicycle enforcement into everyday enforcement activities to produce a lasting change in driver, pedestrian and bicyclist behavior. The center will conduct four, two- day training sessions, and two mini-courses will be held.

**Budget:** \$113,622

---

## *Pedestrian/Bicycle Safety Program Area*

**Project Number:** PS-09-08-07

**Project Title:** Miami Gardens Police Department Pedestrian/Bicycle Safety Program

**Project Description:** The Miami Gardens Police Department Pedestrian/Bicycle Safety Program will implement a local bicycle education and helmet distribution program. Funding includes assisting with salaries to staff, attend, and participate in technology transfer workshops, training sessions, educational meetings, and seminars/conferences. A great deal of the activities conducted will be at the schools and community events, tailored for a targeted audience. Programs under this grant will provide equipment with the overall goal of reducing the number of fatal and injury collisions involving pedestrians within the city limits of Miami Gardens.

**Budget:** \$42,390

---

**Project Number:** PS-09-08-08

**Project Title:** First Coast Regional Bike-Ped Pre-Driver Ed Program

**Project Description:** The First Coast MPO, within its Bicycle/Pedestrian Advisory Committee, will implement a cutting edge approach to bicycle/pedestrian safety. It will combine safety education with skills training at an early age and then reinforced with developmentally appropriate additional knowledge and skills lessons throughout their formative years these behaviors will transfer or become “hard-wired” habits in adulthood. The goal is to model, promote, train, and graduate safe young pedestrians amongst varied traffic complexities to safe bicyclists, then to safe drivers and active, healthy, responsible adults.

**Budget:** \$73,440

---

## *Pedestrian/Bicycle Safety Program Area*

Pedestrian/Bicycle Safety Budget Summary				
Project Number	Project Title/Agency	Budget	Match	Budget Source
PS-09-08-01	Florida Bicycle Helmet Promotion Program/Department of Health	\$122,428	\$17,337	402
PS-09-08-02	Bicycle Helmets to Prevent Acquired Epilepsy/Epilepsy Foundation of Florida	\$300,000	\$0	402
PS-09-08-03	Florida's Bicycle and Pedestrian Resource Center/Univ. of Florida - T <sup>2</sup> Center	\$150,000	\$0	402
PS-09-08-04	Safe Crossings Program for Elderly Pedestrians/UM Ryder Trauma Center	\$62,286	\$0	402
PS-09-08-05	Pedestrian/Bicycle Staff Support/University of North Florida - IPTM	\$69,923	\$0	402
PS-09-08-06	Bike/Ped Law Enforcement Training/University of Florida - T <sup>2</sup> Center	\$113,622	\$0	402
PS-09-08-07	Miami Gardens PD Pedestrian-Bicycle Safety Program/Miami Gardens PD	\$42,390	\$2,000	402
PS-09-08-08	First Coast Regional Bike-Ped Pre-Driver Ed Program/First Coast MPO	\$73,440	\$50,000	402
	402 Total	\$934,089	\$69,337	402
	Total All Funds	\$934,089	\$69,337	





**TRAFFIC  
RECORDS**



## *Traffic Records Program Area*

**Goal:** To provide the technical support and hardware needed so that at least 50 local law enforcement agencies can begin submitting crash reports electronically before September 30, 2009.

---

### **Section 402**

**Project Number:** TR-09-09-01

**Project Title:** TraCS Support, Enhancement, and Training

**Project Description:** The FAMU-FSU College of Engineering will market the TraCS National Model software in Florida and provide training and support to law enforcement agencies using TraCS. Enhancements to existing forms will be made when necessary. A maximum of six full time positions and six part time positions will be funded.

**Budget:** \$600,490

---

**Project Number:** TR-09-09-02

**Project Title:** Traffic Records Coordinating Committee Coordination

**Project Description:** A part time technical advisor will be hired to provide technical support to the TRCC Executive Board and its committees. The technical advisor will also update Florida's information on the TSASS web site. Travel for TRCC participants to attend traffic records conferences will be reimbursed, as will travel for members of the committee that will be working on revising the crash report form and instruction manual.

**Budget:** \$ 82,593

---

**Project Number:** TR-09-09-03

**Project Title:** Crash Form Image and Data Storage Project

**Project Description:** The Department of Highway Safety and Motor Vehicles will purchase hardware and software to increase its capability for storing crash data. The system will also make it possible to allow some web access to analyzing crash data.

**Budget:** \$60,000

---

## *Traffic Records Program Area*

**Project Number:** TR-09-09-04

**Project Title:** Howey-in-the-Hills Records Management System

**Project Description:** The Howey-in-the-Hills Police Department will purchase records management software and a computer to better manage its traffic safety data. The Department uses TraCS to write citations, and it will use the system to back up its TraCS data.

**Budget:** \$35,000

---

**Project Number:** TR-09-09-05

**Project Title:** Integrated Traffic and Public Safety Analysis Project

**Project Description:** The Jacksonville Sheriff's Office will receive third year funding for an analyst position to deal with traffic crash and other traffic data. The data will be used to formulate plans to combat traffic problems. There is a 50% local match on salary and benefits.

**Budget:** \$27,328

---

**Project Number:** TR-09-09-06

**Project Title:** Polk County Traffic Crash Management System

**Project Description:** The Polk County Sheriff's Office receive second year funding for a traffic analyst position. Information prepared by the analyst will be used to plan at least five traffic operations each month. There is a 25% local match on salary and benefits.

**Budget:** \$23,313

---

**Project Number:** TR-09-09-07

**Project Title:** Escambia County Crash Data GIS Mapping

**Project Description:** Escambia County Engineering Department will contract with an employment agency to provide a data entry person to input crash information. The data will be used to determine where on-site investigations should be performed to look for hazards.

**Budget:** \$30,550

---

## *Traffic Records Program Area*

**Project Number:** TR-09-09-08

**Project Title:** Traffic Records and Data Collection Project

**Project Description:** The Lauderhill Police Department will purchase laptops and other equipment to use in converting from filing paper crash reports to using TraCS to complete crash reports.

**Budget:** \$60,000

---

**Project Number:** TR-09-09-09

**Project Title:** Countywide Integrated Crash Data Management System

**Project Description:** Martin County will contract with an outside agency to expand its integrated Crash Data Management System for use by all County-authorized agencies. The system will provide an efficient method for processing, mapping, querying and analyzing crash data.

**Budget:** \$37,800

---

**Project Number:** TR-09-09-10

**Project Title:** Highway Safety Matrix Revision

**Project Description:** The Tallahassee Community College will hire an OPS employee with a statistical background to update the Safety Office Highway Safety Matrix.

**Budget:** \$4,998

---

# *Traffic Records Program Area*

## Section 408

**Project Number:** K9-09-18-01

**Project Title:** Field Data Collection for NEMSIS Compliance

**Project Description:** The Department of Health will provide hardware and software to local Emergency Medical Service providers so that they can provide data to the Florida EMSTAR system. This information is required to be collected under the National EMS Information System (NEMSIS). Two full time and two part time consultants will be hired to work on the continuing development of the EMSTAR system, and a server will be purchased for use in running queries on the data that is collected from the field.

**Budget:** \$672,180

---

**Project Number:** K9-09-18-02

**Project Title:** Florida Web-Based Crash Data Collection, Reporting, and Analysis

**Project Description:** The University of Florida will develop a web-based integrated crash data system that will provide web-based analytical, mapping, and statistical reporting tools to all the interested end-users. The system will be initially developed on a regional basis with statewide expansion being considered.

**Budget:** \$149,050

---

**Project Number:** K9-09-18-03

**Project Title:** Traffic Crash Reporting Form Workshop

**Project Description:** The Institute of Police Technology and Management at the University of North Florida will conduct traffic crash form reporting workshops for law enforcement officers. This is an instructor workshop, but it is open to all personnel involved in completing crash report forms so that small agencies that do not have training sections can send crash investigators to the training.

**Budget:** \$19,810

---

Amended 10/20/2008

## *Traffic Records Program Area*

**Project Number:** K9-09-18-04

**Project Title:** Off State Road Crash Location and Roadway Characteristic Information

**Project Description:** Consultant services will be used to refine applications for use in geo-location of crashes on local roads, for projecting local roadway characteristic data where not otherwise available, and for developing reporting tools.

**Budget:** \$600,000

---

**Project Number:** K9-09-18-05

**Project Title:** Florida's Unified Roadway Base Map Initiative

**Project Description:** The project will facilitate data collection of length and point items; establish methods for data sharing; and establish partnerships and cooperative agreements with various agencies to ensure data accuracy and consistency. The end product could be a comprehensive statewide roadway network.

**Budget:** \$900,000

---

**Project Number:** K9-09-18-06

**Project Title:** Supporting Electronic Crash Reporting by Local Agencies

**Project Description:** The Department of Highway Safety and Motor Vehicles will work with law enforcement agencies and software vendors to facilitate the conversion to electronic reporting. It will also create an online crash database accessible to other governmental entities free of charge. Receiving the crash reports electronically should make the data more timely and accurate.

**Budget:** \$156,000

---

## *Traffic Records Program Area*

**Project Number:** K9-09-18-07

**Project Title:** Traffic Records Information Repository and Analysis System

**Project Description:** The University of Florida will receive funding to have data integrated into the existing Traffic Records Information Repository and Analysis System and to assist an EMS provider in the Orlando area to become NEMSIS compliant.

**Budget:** \$121,754

---

**Project Number:** K9-09-18-08

**Project Title:** Improving Timeliness and Accuracy of UTC Data

**Project Description:** The Department of Highway Safety and Motor Vehicles will hire OPS staff and contract with the Florida Association of County Clerks to assist in a comprehensive analysis of the reasons for delays in the reporting DUI and Serious Traffic Violation convictions to DHSMV and the root cause of these processing and transmission delays. A set of solutions to correct the root causes of delays in timely reporting will be developed.

**Budget:** \$102,900

---



## *Traffic Records Program Area*

Traffic Records Budget Summary				
Project Number	Project Title/Agency	Budget	Match	Budget Source
TR-09-09-01	TraCS Support, Enhancement, and Training/Florida State University	\$600,490	\$0	402
TR-09-09-02	Traffic Records Coordinating Committee Coordination/Univ. of N. Florida	\$82,593	\$0	402
TR-09-09-03	Crash Form Image and Data Storage Project/Highway Safety & Motor Veh.	\$60,000	\$0	402
TR-09-09-04	Howey-in-the-Hills Records Management System/Howey-in-the-Hills PD	\$35,000	\$0	402
TR-09-09-05	Integrated Traffic and Public Safety Analysis Project/City of Jacksonville	\$27,328	\$25,828	402
TR-09-09-06	Polk County Traffic Crash Management System/Polk County SO	\$23,313	\$21,813	402
TR-09-09-07	Escambia County Crash Data GIS Mapping/Escambia County	\$30,550	\$0	402
TR-09-09-08	Traffic Records and Data Collection Project/Lauderhill PD	\$60,000	\$0	402
TR-09-09-09	Countywide Integrated Crash Data Management System/Martin County	\$41,400	\$0	402
TR-09-09-10	Highway Safety Matrix Revision/Tallahassee Community College	\$4,998	\$0	402
K9-09-18-01	Field Data Collection for NEMSIS Compliance/Florida Dept. of Health	\$672,180	\$0	408
K9-09-18-02	Florida Web-Based Crash Data Collection, Reporting, and Analysis/Univ. of Fla.	\$149,050	\$0	408
K9-09-18-03	Traffic Crash Reporting Form Workshop/University of North Florida	\$19,810	\$0	408
K9-09-18-04	Off State Road Crash Location and Roadway Characteristic Information/FDOT	\$600,000	\$0	408
K9-09-18-05	Florida's Unified Roadway Base Map Initiative/Department of Transportation	\$900,000	\$0	408
K9-09-18-06	Supporting Electronic Crash Reporting by Local Agencies/DHSMV	\$156,000	\$0	408
K9-09-18-07	Traffic Records Information Repository and Analysis System/Univ. of Florida	\$121,754	\$0	408
K9-09-18-08	Improving Timeliness and Accuracy of UTC Data/ Highway Safety & Motor Veh.	\$102,900	\$0	408
	402 Total	\$965,672	\$47,641	
	408 Total	\$2,721,694	\$0	
	Total All Funds	\$3,687,366	\$47,641	

Amended 10/20/2008

*Traffic Records Program Area*

# **MOTORCYCLE SAFETY**



## *Motorcycle Safety Program Area*

**Goal:** To reduce motorcycle the number of motorcycle crashes and fatalities to 500 in 2009 by improving motorcycle safety public awareness and training programs with emphasis placed on implementing the recommendations set forth in the new Motorcycle Safety Strategic Plan and the 2008 Motorcycle Assessment.

---

### **Section 402**

**Project Number:** MC-09-10-01

**Project Title:** Motorcycle Program Evaluation and Data Collection

**Project Description:** The University of North Florida will develop objective evaluation tools to be used to determine the effectiveness of new and existing motorcycle safety programs by conducting behavioral and statistical studies in accordance with the recommendations set forth by the Motorcycle Assessment Team in February 2008.

**Budget:** \$150,000

---

**Project Number:** MC-09-10-02

**Project Title:** Comprehensive Motorcycle Safety Program

**Project Description:** The University of North Florida will continue its coordination of the Florida Motorcycle Safety Strategic Plan and Business Plan with direct oversight of implementation. They will also coordinate the Motorcycle Safety Coalition to include planning meetings, arranging travel, and communicating updates to the committee. They will also be responsible for developing and reproducing materials to support Florida's Motorcycle Safety Public Information and Education Campaign as directed in the motorcycle safety program assessment report from February 2008.

**Budget:** \$550,000

---

## *Motorcycle Safety Program Area*

**Project Number:** MC-09-10-03

**Project Title:** Putnam County Motorcycle Safety Project

**Project Description:** The Putnam County Sheriff's Office will continue to combine motorcycle safety and awareness with increased enforcement in an effort to reduce motorcycle crashes and fatalities in Putnam County.

**Budget:** \$3,700

---

**Project Number:** MC-09-10-04

**Project Title:** Motorcycle Data and Analysis Program

**Project Description:** To be determined.

**Budget:** \$50,000

---

# *Motorcycle Safety Program Area*

## Section 2010

**Project Number:** K6-09-11-01

**Project Title:** Motorcycle Training Program

**Project Description:** The Florida Department of Highway Safety and Motor Vehicles will receive funding for a comprehensive evaluation of the Florida Rider Training Program. This will include conducting risk assessments of the program and its sites, quality assurance assessments of the coaches/trainers, and update contracts with Course Sponsors to reflect responsibilities and penalties as testing sites for motorcycle licenses.

**Budget:** \$300,000

---

**Project Number:** K6-09-11-02

**Project Title:** Motorcycle Safety Public Information and Education

**Project Description:** To be determined.

**Budget:** \$26,350

---

## *Motorcycle Safety Program Area*

Motorcycle Safety Budget Summary				
Project Number	Project Title/Agency	Budget	Match	Budget Source
MC-09-10-01	Program Evaluation and Data Collection/University of N. Florida - IPTM	\$150,000	\$0	402
MC-09-10-02	Comprehensive Motorcycle Safety Program/University of N. Florida - IPTM	\$550,000	\$0	402
MC-09-10-03	Putnam County Motorcycle Safety Project/Putnam County SO	\$3,700	\$0	402
MC-09-10-04	Motorcycle Data and Analysis Program/To be determined	\$50,000	\$0	402
K6-09-11-01	Motorcycle Training Program/Dept. of Highway Safety & Motor Vehicles	\$300,000	\$0	2010
K6-09-11-02	Motorcycle Safety Public Information and Education/To be determined	26,350	\$0	2010
	402 Total	\$753,700	\$0	
	2010 Total	\$326,350	\$0	
	Total All Funds	\$1,080,050	\$0	



An orange outline map of the state of Florida, oriented vertically with the top of the map to the left. The text is overlaid on the map.

**POLICE  
TRAFFIC  
SERVICES**



## *Police Traffic Services Program Area*

**Goals:** To train at least 750 members of law enforcement, judiciary, and medical examiner agencies in advanced traffic safety programs as it pertains to enforcement, management, and investigations.

To establish a network with law enforcement agencies by engaging in cooperative efforts for traffic enforcement and public awareness programs.

To provide advanced traffic safety investigation and reconstruction equipment to a minimum of two law enforcement agencies.

---

### **Section 402**

**Project Number:** PT-09-12-01

**Project Title:** Florida Statewide Law Enforcement Liaison Program

**Project Description:** The Florida Law Enforcement Liaison program will continue to promote highway safety initiatives implemented by the Department of Transportation Safety Office statewide. The LEL program will continue to utilize the Click It or Ticket enforcement wave, and the annual Law Enforcement Challenge to increase awareness, compliance, and law enforcement participation in traffic safety-related events. Subgrant funds will be used to reimburse the salaries and benefits of TCC personnel assigned to the program, travel for the personnel, incentive equipment for law enforcement agencies, and educational materials.

**Budget:** \$1,352,800

---

**Project Number:** PT-09-12-02

**Project Title:** Web Hosting Maintenance and Development

**Project Description:** Saint Leo University will contract with a company to host, develop, and maintain the Law Enforcement Liaison program websites. Additionally, the infrastructure will be developed to connect all the sites for better communication and data gathering.

**Budget:** \$108,000

---

## *Police Traffic Services Program Area*

**Project Number:** PT-09-12-03

**Project Title:** Spanish Language Training for Traffic Officers

**Project Description:** Saint Leo University will contract with a vendor to provide curriculum and instructors for Spanish language training to law enforcement officers statewide. The training will focus on law enforcement-specific needs.

**Budget:** \$351,000

---

**Project Number:** PT-09-12-04

**Project Title:** Florida Law Enforcement Liaison Speed & Aggressive Driving Challenge Program

**Project Description:** The Florida Law Enforcement Liaison (LEL) program will continue existing speed and aggressive driving programs statewide. The LEL program will utilize the Red Light Running and Aggressive Driving enforcement waves, and the annual Law Enforcement Challenge to increase speed and aggressive driving awareness, compliance, and law enforcement participation in these and other traffic safety-related events.

**Budget:** \$551,880

---

**Project Number:** PT-09-12-05

**Project Title:** Florida Motor Unit Challenge

**Project Description:** The Tallahassee Community College will provide incentives for Florida motorcycle traffic units to participate in enforcement of traffic laws and help with various traffic safety issues.

**Budget:** \$150,000

---

## *Police Traffic Services Program Area*

**Project Number:** PT-09-12-06

**Project Title:** Florida Law Enforcement Challenge

**Project Description:** The Tallahassee Community College will provide incentives for Florida law enforcement officers to participate in enforcement of traffic laws and statewide enforcement waves.

**Budget:** \$454,680

---

**Project Number:** PT-09-12-07

**Project Title:** Deleted

**Project Description:**

**Budget:** \$0

---

**Project Number:** PT-09-12-08

**Project Title:** Police Traffic Training

**Project Description:** The Institute of Police Technology & Management (IPTM) will continue to offer selected training programs in traffic enforcement techniques, traffic enforcement program management, professionalism in traffic stops and crash investigation to members of law enforcement, law enforcement academy instructors, civilian crash investigators employed at a police agency, investigators from state attorney's offices, medical examiner office employees, and prosecutors statewide.

**Budget:** \$733,750

---

## *Police Traffic Services Program Area*

**Project Number:** PT-09-12-09

**Project Title:** Traffic Crash Investigation Effort

**Project Description:** The Okeechobee Police Department will purchase and deploy traffic crash reconstruction equipment in order to more accurately document and manage their investigations. Equipment will include a crash scene laser mapping package with software.

**Budget:** \$8,961.00

---

**Project Number:** PT-09-12-10

**Project Title:** Crash Investigation Project

**Project Description:** The St. Johns' County Sheriff's Office will purchase and deploy traffic crash reconstruction equipment in order to more accurately document and manage their investigations. Equipment will include a crash data retrieval system and software.

**Budget:** \$16,000.00

---

**Project Number:** PT-09-12-11

**Project Title:** LANC Assistance Program

**Project Description:** The Tallahassee Community College will purchase traffic safety equipment and provide travel reimbursement for agencies participating in the Local Area Network Coordinator program.

**Budget:** \$160,000.00

---

## *Police Traffic Services Program Area*

Police Traffic Services Budget Summary				
Project Number	Project Title/Agency	Budget	Match	Budget Source
PT-09-12-01	Florida Statewide LEL Program/Tallahassee Community College	\$1,352,800	\$0	402
PT-09-12-02	Web Hosting Maintenance & Development/Saint Leo University	\$108,000	\$0	402
PT-09-12-03	Spanish Language Training for Traffic Officers/St. Leo University	\$351,000	\$0	402
PT-09-12-04	Florida LEL Speed & Agg. Driving Challenge Program/TCC	\$551,880	\$0	402
PT-09-12-05	Florida Motor Unit Challenge/Tallahassee Community College	\$150,000	\$0	402
PT-09-12-06	Florida Law Enforcement Challenge/Tallahassee Community Col.	\$454,680	\$0	402
PT-09-12-07	<b>Deleted</b>	\$0	\$0	402
PT-09-12-08	Police Traffic Training/University of North Florida - IPTM	\$733,750	\$0	402
PT-09-12-09	Traffic Crash Investigation Effort/Okechobee PD	\$8,961	\$0	402
PT-09-12-10	Crash Investigation Project/St. Johns County SO	\$16,000	\$0	402
PT-09-12-11	LANC Assistance Program/Tallahassee Community College	\$160,000	\$0	402
	402 Total	\$3,887,071	\$0	
	Total All Funds	\$3,887,071	\$0	

*Police Traffic Services Program Area*





**SPEED  
CONTROL**



## *Speed Control Program Area*

**Goals:** To reduce the number of speed and aggressive driving related fatalities 5% in 2009 from the 359 fatalities reported in 2006.  
To provide speed and aggressive driving detection equipment to at least 16 local and state law enforcement agencies by September 30, 2009.

---

**Project Number:** SC-09-13-01

**Project Title:** Martin County Aggressive Driving Enforcement Project Continuation

**Project Description:** The Martin County Sheriff's Office will receive second year funding to reimburse the salary and benefits for one traffic officer at a rate of 75% federal with a 25% agency match.

**Budget:** \$51,653

---

**Project Number:** SC-09-13-02

**Project Title:** L.E.A.D. in New Port Richey Continuation

**Project Description:** The New Port Richey Police Department will receive second year funding to reimburse the salary and benefits for one traffic officer at a rate of 75% federal with a 25% agency match.

**Budget:** \$48,079

---

**Project Number:** SC-09-13-03

**Project Title:** Pasco County Speed Enforcement Program

**Project Description:** The Pasco County Sheriff's Office will receive funding for one fully-equipped unconventional enforcement vehicles.

**Budget:** \$39,213

---

## *Speed Control Program Area*

**Project Number:** SC-09-13-04

**Project Title:** Aggressive Driving Enforcement Project

**Project Description:** The Indian River County Sheriff's Office will receive funding for one fully equipped unconventional enforcement vehicle.

**Budget:** \$44,250

---

**Project Number:** SC-09-13-05

**Project Title:** Reducing Traffic Crashes through Aggressive Enforcement

**Project Description:** The Fort Lauderdale Police Department will receive funding for one fully equipped unconventional enforcement vehicle.

**Budget:** \$36,400

---

**Project Number:** SC-09-13-06

**Project Title:** Operation Slow Down

**Project Description:** The Melbourne Police Department will receive funding for laser speed measuring devices.

**Budget:** \$24,423

---

**Project Number:** SC-09-13-07

**Project Title:** Reducing Traffic Crashes through Aggressive Enforcement

**Project Description:** The Lauderhill Police Department will receive funding for one fully-equipped unconventional enforcement vehicle.

**Budget:** \$88,000

---

## *Speed Control Program Area*

**Project Number:** SC-09-13-08

**Project Title:** Safe Streets: Speed and Traffic Control in Miami Springs

**Project Description:** The Miami Springs Police Department will receive funding for radars, lasers, and a message board trailer.

**Budget:** \$30,933

---

**Project Number:** SC-09-13-09

**Project Title:** Traffic Crash Crackdown by Enforcement Citywide

**Project Description:** The Fort Pierce Police Department will receive funding for radar speed measuring devices.

**Budget:** \$28,000

---

**Project Number:** SC-09-13-10

**Project Title:** Speed Reduction Program

**Project Description:** The Auburndale Police Department will receive funding for a mobile traffic monitoring system.

**Budget:** \$13,450

---

**Project Number:** SC-09-13-11

**Project Title:** Palm Bay Speed Control Program

**Project Description:** The Palm Bay Police Department will receive funding for radar speed measuring devices.

**Budget:** \$25,000

---

## *Speed Control Program Area*

**Project Number:** SC-09-13-12

**Project Title:** DeLand Speed & Aggressive Driving Project

**Project Description:** The DeLand Police Department will receive funding for laser and radar speed measuring devices, and a speed monitoring trailer.

**Budget:** \$19,150

---

**Project Number:** SC-09-13-13

**Project Title:** OPPD Aggressive Driving Enforcement Project

**Project Description:** The Orange Park Police Department will receive funding for a variable message board trailer.

**Budget:** \$23,930

---

**Project Number:** SC-09-13-14

**Project Title:** TPD Aggressive Driving Enforcement Project

**Project Description:** The Titusville Police Department will receive funding for one fully-equipped unconventional enforcement vehicle.

**Budget:** \$41,972

---

**Project Number:** SC-09-13-15

**Project Title:** CSPD Traffic Enforcement Enhancement Program

**Project Description:** The Coral Springs Police Department will receive funding for laser speed measuring devices and traffic counter systems.

**Budget:** \$11,972

---

## *Speed Control Program Area*

**Project Number:** SC-09-13-16

**Project Title:** Project Safe Roads

**Project Description:** The Davie Police Department will receive funding for radar speed measuring devices and a speed monitoring trailer.

**Budget:** \$38,250

---

**Project Number:** SC-09-13-17

**Project Title:** Fruitland Park Aggressive Driving Enforcement Project

**Project Description:** The Fruitland Park Police Department will receive funding for one fully-equipped enforcement vehicle.

**Budget:** \$35,100

---

## *Speed Control Program Area*

Speed Control Budget Summary				
Project Number	Project Title/Agency	Budget	Match	Budget Source
SC-09-13-01	Aggressive Driving Enforcement Project/Martin County SO	\$51,653	\$20,667	402
SC-09-13-02	L.E.A.D. in New Port Richey/New Port Richey PD	\$48,079	\$23,397	402
SC-09-13-03	Pasco County Speed Enforcement Program/Pasco County SO	\$39,213	\$0	402
SC-09-13-04	Aggressive Driving Enforcement Project/Indian River County SO	\$44,250	\$0	402
SC-09-13-05	Reducing Traffic Crashes through Aggressive Enforcement/Ft. Lauderdale PD	\$36,400	\$0	402
SC-09-13-06	Operation Slow Down/Melbourne PD	\$24,423	\$0	402
SC-09-13-07	Reducing Traffic Crashes through Aggressive Enforcement/Lauderhill PD	\$38,500	\$0	402
SC-09-13-08	Safe Streets: Speed & Traffic Control in Miami Springs/Miami Springs PD	\$30,933	\$0	402
SC-09-13-09	Traffic Crash Crackdown by Enforcement Citywide/Fort Pierce PD	\$28,000	\$0	402
SC-09-13-10	Speed Reduction Program/Auburndale PD	\$13,450	\$0	402
SC-09-13-11	Palm Bay Speed Control Program/Palm Bay PD	\$25,000	\$0	402
SC-09-13-12	DeLand Speed & Aggressive Driving Project/DeLand PD	\$19,150	\$0	402
SC-09-13-13	OPPD Aggressive Driving Enforcement Project/Orange Park PD	\$23,930	\$0	402
SC-09-13-14	Aggressive Driving Enforcement Project/Titusville PD	\$41,972	\$0	402
SC-09-13-15	CSPD Traffic Enforcement Enhancement Program/Coral Springs PD	\$11,972	\$0	402
SC-09-13-16	Project Safe Roads/Davie PD	\$38,250	\$0	402
SC-09-13-17	Fruitland Park Aggressive Driving Enforcement Project/Fruitland Park PD	\$35,100	\$0	402
	402 Total	\$550,275	\$44,064	402
	Total All Funds	\$550,275	\$44,064	402





**ROADWAY  
SAFETY**



## *Roadway Safety Program Area*

**Goal:** To provide educational and technological exchange opportunities for a minimum of 300 traffic engineers, technicians, and other public works personnel with traffic engineering and control device responsibilities.

---

**Project Number:** RS-09-15-01

**Project Title:** Bay County Advanced Warning Program

**Project Description:** The Bay County Traffic Engineering Division will continue in its effort to reduce the frequency and severity of traffic collisions within incident situations as well as throughout the county by utilizing variable message boards.

**Budget:** \$45,000

---

**Project Number:** RS-09-15-02

**Project Title:** Lee County Roadway Safety Program

**Project Description:** The Lee County Sheriff's Office will continue its program to redirect traffic away from crash sites and other obstacles in an effort to reduce secondary crashes and to promote a safer environment for responders.

**Budget:** \$45,755

---

**Project Number:** RS-09-15-03

**Project Title:** Florida's Circuit Rider Training Program

**Project Description:** The University of Florida Transportation Technology Transfer Center will continue the safety circuit rider training program which addresses reducing fatal crashes and injuries resulting from roadway departures and collisions at intersections. The program is designed to train and share information with local officials, community traffic safety teams, and transportation agencies. The classes that will be taught are – *Road Safety Audits for Local Governments, Low Cost Safety Improvements for Rural Roads, Intersection Safety, and Introduction to the Florida Greenbook.*

**Budget:** \$153,561

---

## *Roadway Safety Program Area*

**Project Number:** RS-09-15-04

**Project Title:** Emergency Responder Roadway Safety

**Project Description:** The Miami-Dade Fire Rescue will implement a program to redirect traffic away from crash sites and other obstacles in an effort to reduce secondary crashes and to promote a safer environment for responders.

**Budget:** \$64,624

---

**Project Number:** RS-09-15-05

**Project Title:** Bay County Sign Improvement Program

**Project Description:** Bay County will purchase sign fabricating materials that will allow road department personnel to timely and efficiently respond to signing needs and improve motorist safety on public roadways.

**Budget:** \$21,000

---

**Project Number:** RS-09-15-06

**Project Title:** Panama City Beach Signs and Markings Improvement Program

**Project Description:** The City of Panama City Beach will purchase sign fabricating items that will allow city personnel to timely and efficiently respond to signing needs and improve motorist safety on public roadways.

**Budget:** \$25,000

---

## *Roadway Safety Program Area*

**Project Number:** RS-09-15-07

**Project Title:** Elder Road User Program

**Project Description:** The Area Agency on Aging of Central Florida, DBA The Senior Resource Alliance, will continue to conduct train-the-trainer classes and consumer “Car Fit” events statewide. CarFit is a national educational program created by the American Society on Aging and developed in collaboration with the American Automobile Association, AARP, and the American Occupational Therapy Association. CarFit offers older adults the opportunity to check out how well their personal vehicles "fit" them and information and materials for community-specific resources and activities that should enhance their safety as drivers and increase their mobility in the community.

**Budget:** \$200,000

---

**Project Number:** RS-09-15-08

**Project Title:** District Three Reflective Pavement Marking Improvement Program

**Project Description:** The Florida Department of Transportation District Three Office will implement a district wide program to add blue pavement markings to alert emergency responders to the presence of fire hydrants.

**Budget:** \$10,000

---

## *Roadway Safety Program Area*

Roadway Safety Budget Summary				
Project Number	Project Title/Agency	Budget	Match	Budget Source
RS-09-15-01	Bay County Advanced Warning Program/Bay County Traffic Engineering Div.	\$45,000	\$0	402
RS-09-15-02	Roadway Safety Program/Lee County SO	\$45,755	\$0	402
RS-09-15-03	Florida's Circuit Rider Training Program/University of Florida	\$153,561	\$0	402
RS-09-15-04	Emergency Responder Roadway Safety/Miami-Dade Fire Rescue	\$64,624	\$0	402
RS-09-15-05	Bay County Sign Improvement Program/Bay County	\$21,000	\$0	402
RS-09-15-06	Panama City Beach Signs and Markings Improvement Program/Panama City Beach	\$25,000	\$0	402
RS-09-15-07	Elder Road User Program/Senior Resource Alliance	\$200,000	\$0	402
RS-09-15-08	District Three Reflective Pavement Marking Improvement Program/FDOT D3	\$10,000	\$0	402
	402 Total	\$564,940	\$0	
	Total All Funds	\$564,940	\$0	



**CERTIFICATION  
AND  
ASSURANCES**





## **STATE CERTIFICATIONS AND ASSURANCES**

Failure to comply with applicable Federal statutes, regulations and directives may subject State officials to civil or criminal penalties and/or place the State in a high risk grantee status in accordance with 49 CFR §18.12.

Each fiscal year the State will sign these Certifications and Assurances that the State complies with all applicable Federal statutes, regulations, and directives in effect with respect to the periods for which it receives grant funding. Applicable provisions include, but not limited to, the following:

- 23 U.S.C. Chapter 4 - Highway Safety Act of 1966, as amended;
- 49 CFR Part 18 - Uniform Administrative Requirements for Grants and Cooperative Agreements to State and Local Governments
- 49 CFR Part 19 - Uniform Administrative Requirements for Grants and Agreements with Institutions of Higher Education, Hospitals and Other Nonprofit Organizations
- 23 CFR Chapter II - (§§1200, 1205, 1206, 1250, 1251, & 1252) Regulations governing highway safety programs
- NHTSA Order 462-6C - Matching Rates for State and Community Highway Safety Programs
- Highway Safety Grant Funding Policy for Field-Administered Grants

### **Certifications and Assurances**

The Governor is responsible for the administration of the State highway safety program through a State highway safety agency which has adequate powers and is suitably equipped and organized (as evidenced by appropriate oversight procedures governing such areas as procurement, financial administration, and the use, management, and disposition of equipment) to carry out the program (23 USC 402(b) (1) (A));

The political subdivisions of this State are authorized, as part of the State highway safety program, to carry out within their jurisdictions local highway safety programs which have been approved by the Governor and are in accordance with the uniform guidelines promulgated by the Secretary of Transportation (23 USC 402(b) (1) (B));

At least 40 per cent of all Federal funds apportioned to this State under 23 USC 402 for this fiscal year will be expended by or for the benefit of the political subdivision of the State in carrying out local highway safety programs (23 USC 402(b) (1) (C)), unless this requirement is waived in writing; The State will implement activities in support of national highway safety goals to reduce motor vehicle related fatalities that also reflect the primary data-related crash factors within the State as identified by the State highway safety planning process, including:

- National law enforcement mobilizations,
- Sustained enforcement of statutes addressing impaired driving, occupant protection, and driving in excess of posted speed limits,

- An annual statewide safety belt use survey in accordance with criteria established by the Secretary for the measurement of State safety belt use rates to ensure that the measurements are accurate and representative,
- Development of statewide data systems to provide timely and effective data analysis to support allocation of highway safety resources.

The State shall actively encourage all relevant law enforcement agencies in the State to follow the guidelines established for vehicular pursuits issued by the International Association of Chiefs of Police that are currently in effect.

This State's highway safety program provides adequate and reasonable access for the safe and convenient movement of physically handicapped persons, including those in wheelchairs, across curbs constructed or replaced on or after July 1, 1976, at all pedestrian crosswalks (23 USC 402(b) (1) (D));

Cash drawdowns will be initiated only when actually needed for disbursement, cash disbursements and balances will be reported in a timely manner as required by NHTSA, and the same standards of timing and amount, including the reporting of cash disbursement and balances, will be imposed upon any secondary recipient organizations (49 CFR 18.20, 18.21, and 18.41). Failure to adhere to these provisions may result in the termination of drawdown privileges);

The State has submitted appropriate documentation for review to the single point of contact designated by the Governor to review Federal programs, as required by Executive Order 12372 (Intergovernmental Review of Federal Programs);

Equipment acquired under this agreement for use in highway safety program areas shall be used and kept in operation for highway safety purposes by the State; or the State, by formal agreement with appropriate officials of a political subdivision or State agency, shall cause such equipment to be used and kept in operation for highway safety purposes (23 CFR 1200.21);

The State will comply with all applicable State procurement procedures and will maintain a financial management system that complies with the minimum requirements of 49 CFR 18.20;

The State highway safety agency will comply with all Federal statutes and implementing regulations relating to nondiscrimination. These include but are not limited to: (a) Title VI of the Civil Rights Act of 1964 (P.L. 88-352) which prohibits discrimination on the basis of race, color or national origin (and 49 CFR Part 21); (b) Title IX of the Education Amendments of 1972, as amended (20 U.S.C. §§ 1681-1683, and 1685-1686), which prohibits discrimination on the basis of sex; (c) Section 504 of the Rehabilitation Act of 1973, as amended (29 U.S.C. §794), which prohibits discrimination on the basis of handicaps (and 49 CFR Part 27); (d) the Age Discrimination Act of 1975, as amended (42 U.S.C. §§ 6101-6107), which prohibits discrimination on the basis of age; (e) the Drug Abuse Office and Treatment Act of 1972 (P.L. 92-255), as amended, relating to nondiscrimination on the basis of drug abuse; (f) the comprehensive Alcohol Abuse and Alcoholism Prevention, Treatment and Rehabilitation Act of 1970(P.L. 91-616), as amended, relating to nondiscrimination on the basis of alcohol abuse of alcoholism; (g) §§ 523 and 527 of the Public Health Service Act of 1912 (42 U.S.C. §§ 290 dd-3 and 290 ee-3), as amended, relating to confidentiality of alcohol and drug abuse patient records; (h) Title VIII of the Civil Rights Act of 1968 (42 U.S.C. §§ 3601 et seq.), as amended, relating to nondiscrimination in the sale, rental or financing of housing; (i) any other nondiscrimination provisions in the specific statute(s) under which application for Federal assistance is being made; and, (j) the requirements of any other nondiscrimination statute(s) which may apply to the application.

## **The Drug-free Workplace Act of 1988(49 CFR Part 29 Sub-part F):**

The State will provide a drug-free workplace by:

- a) Publishing a statement notifying employees that the unlawful manufacture, distribution, dispensing, possession or use of a controlled substance is prohibited in the grantee's workplace and specifying the actions that will be taken against employees for violation of such prohibition;
- b) Establishing a drug-free awareness program to inform employees about:
  1. The dangers of drug abuse in the workplace.
  2. The grantee's policy of maintaining a drug-free workplace.
  3. Any available drug counseling, rehabilitation, and employee assistance programs.
  4. The penalties that may be imposed upon employees for drug violations occurring in the workplace.
- c) Making it a requirement that each employee engaged in the performance of the grant be given a copy of the statement required by paragraph (a).
- d) Notifying the employee in the statement required by paragraph (a) that, as a condition of employment under the grant, the employee will—
  - 1) Abide by the terms of the statement.
  - 2) Notify the employer of any criminal drug statute conviction for a violation occurring in the workplace no later than five days after such conviction.
- e) Notifying the agency within ten days after receiving notice under subparagraph (d) (2) from an employee or otherwise receiving actual notice of such conviction.
- f) Taking one of the following actions, within 30 days of receiving notice under subparagraph (d) (2), with respect to any employee who is so convicted -
  - 1) Taking appropriate personnel action against such an employee, up to and including termination.
  - 2) Requiring such employee to participate satisfactorily in a drug abuse assistance or rehabilitation program approved for such purposes by a Federal, State, or local health, law enforcement, or other appropriate agency.
- g) Making a good faith effort to continue to maintain a drug-free workplace through implementation of paragraphs (a), (b), (c), (d), (e), and (f) above.

## **BUY AMERICA ACT**

The State will comply with the provisions of the Buy America Act (23 USC 101 Note) which contains the following requirements:

Only steel, iron and manufactured products produced in the United States may be purchased with Federal funds unless the Secretary of Transportation determines that such domestic purchases would be inconsistent with the public interest; that such materials are not reasonably available and of a satisfactory quality; or that inclusion of domestic materials will increase the cost of the overall project contract by more than 25 percent. Clear justification for the purchase of non-domestic items must be in the form of a waiver request submitted to and approved by the Secretary of Transportation.

## **POLITICAL ACTIVITY (HATCH ACT).**

The State will comply with the provisions of 5 U.S.C. §§ 1501-1508 and implementing regulations of 5 CFR Part 151, concerning “Political Activity of State or Local Offices, or Employees”.

## **CERTIFICATION REGARDING FEDERAL LOBBYING**

Certification for Contracts, Grants, Loans, and Cooperative Agreements

The undersigned certifies, to the best of his or her knowledge and belief, that:

(1) No Federal appropriated funds have been paid or will be paid, by or on behalf of the undersigned, to any person for influencing or attempting to influence an officer or employee of any agency, a Member of Congress, an officer or employee of Congress, or an employee of a Member of Congress in connection with the awarding of any Federal contract, the making of any Federal grant, the making of any Federal loan, the entering into of any cooperative agreement, and the extension, continuation, renewal, amendment, or modification of any Federal contract, grant, loan, or cooperative agreement.

(2) If any funds other than Federal appropriated funds have been paid or will be paid to any person for influencing or attempting to influence an officer or employee of any agency, a Member of Congress, an officer or employee of Congress, or an employee of a Member of Congress in connection with this Federal contract, grant, loan, or cooperative agreement, the undersigned shall complete and submit Standard Form-LLL, “Disclosure Form to Report Lobbying,” in accordance with its instructions.

(3) The undersigned shall require that the language of this certification be included in the award documents for all sub-award at all tiers (including subcontracts, subgrants, and contracts under grant, loans, and cooperative agreements) and that all subrecipients shall certify and disclose accordingly.

This certification is a material representation of fact upon which reliance was placed when this transaction was made or entered into. Submission of this certification is a prerequisite for making or entering into this transaction imposed by section 1352, title 31, U.S. Code. Any person who fails to file the required certification shall be subject to a civil penalty of not less than \$10,000 and not more than \$100,000 for each such failure.

## **RESTRICTION ON STATE LOBBYING**

None of the funds under this program will be used for any activity specifically designed to urge or influence a State or local legislator to favor or oppose the adoption of any specific legislative proposal pending before any State or local legislative body. Such activities include both direct and indirect (e.g., “grassroots”) lobbying activities, with one exception. This does not preclude a State official whose salary is supported with NHTSA funds from engaging in direct communications with State or local legislative officials, in accordance with customary State practice, even if such communications urge legislative officials to favor or oppose the adoption of a specific pending legislative proposal.

## **CERTIFICATION REGARDING DEBARMENT AND SUSPENSION**

### Instructions for Primary Certification

1. By signing and submitting this proposal, the prospective primary participant is providing the certification set out below.
2. The inability of a person to provide the certification required below will not necessarily result in denial of participation in this covered transaction. The prospective participant shall submit an explanation of why it cannot provide the certification set out below. The certification or explanation will be considered in connection with the department or agency's determination whether to enter into this transaction. However, failure of the prospective primary participant to furnish a certification or an explanation shall disqualify such person from participation in this transaction.
3. The certification in this clause is a material representation of fact upon which reliance was placed when the department or agency determined to enter into this transaction. If it is later determined that the prospective primary participant knowingly rendered an erroneous certification, in addition to other remedies available to the Federal Government, the department or agency may terminate this transaction for cause or default.
4. The prospective primary participant shall provide immediate written notice to the department or agency to which this proposal is submitted if at any time the prospective primary participant learns its certification was erroneous when submitted or has become erroneous by reason of changed circumstances.
5. The terms *covered transaction, debarred, suspended, ineligible, lower tier covered transaction, participant, person, primary covered transaction, principal, proposal, and voluntarily excluded*, as used in this clause, have the meaning set out in the Definitions and coverage sections of 49 CFR Part 29. You may contact the department or agency to which this proposal is being submitted for assistance in obtaining a copy of those regulations.
6. The prospective primary participant agrees by submitting this proposal that, should the proposed covered transaction be entered into, it shall not knowingly enter into any lower tier covered transaction with a person who is proposed for debarment under 48 CFR Part 9, subpart 9.4, debarred, suspended, declared ineligible, or voluntarily excluded from participation in this covered transaction, unless authorized by the department or agency entering into this transaction.
7. The prospective primary participant further agrees by submitting this proposal that it will include the clause titled "Certification Regarding Debarment, Suspension, Ineligibility and Voluntary Exclusion-Lower Tier Covered Transaction," provided by the department or agency entering into this covered transaction, without modification, in all lower tier covered transactions and in all solicitations for lower tier covered transactions.
8. A participant in a covered transaction may rely upon a certification of a prospective participant in a lower tier covered transaction that it is not proposed for debarment under 48 CFR Part 9, subpart 9.4, debarred, suspended, ineligible, or voluntarily excluded from the covered transaction, unless it knows that the certification is erroneous. A participant may decide the method and frequency by which it determines the eligibility of its principals. Each participant may, but is not required to, check the list of Parties Excluded from Federal Procurement and Non-procurement Programs.

9. Nothing contained in the foregoing shall be construed to require establishment of a system of records in order to render in good faith the certification required by this clause. The knowledge and information of a participant is not required to exceed that which is normally possessed by a prudent person in the ordinary course of business dealings.

10. Except for transactions authorized under paragraph 6 of these instructions, if a participant in a covered transaction knowingly enters into a lower tier covered transaction with a person who is proposed for debarment under 48 CFR Part 9, subpart 9.4, suspended, debarred, ineligible, or voluntarily excluded from participation in this transaction, in addition to other remedies available to the Federal Government, the department or agency may terminate this transaction for cause or default.

*Certification Regarding Debarment, Suspension, and Other Responsibility Matters-Primary Covered Transactions*

1) The prospective primary participant certifies to the best of its knowledge and belief, that its principals:

- a) Are not presently debarred, suspended, proposed for debarment, declared ineligible, or voluntarily excluded by any Federal department or agency;
- b) Have not within a three-year period preceding this proposal been convicted of or had a civil judgment rendered against them for commission of fraud or a criminal offense in connection with obtaining, attempting to obtain, or performing a public (Federal, State or local) transaction or contract under a public transaction; violation of Federal or State antitrust statutes or commission of embezzlement, theft, forgery, bribery, falsification or destruction of record, making false statements, or receiving stolen property;
- c) Are not presently indicted for or otherwise criminally or civilly charged by a governmental entity (Federal, State or Local) with commission of any of the offenses enumerated in paragraph (1)(b) of this certification; and
- d) Have not within a three-year period preceding this application/proposal had one or more public transactions (Federal, State, or local) terminated for cause or default.

(2) Where the prospective primary participant is unable to certify to any of the Statements in this certification, such prospective participant shall attach an explanation to this proposal.

Instructions for Lower Tier Certification

1. By signing this form, the Florida Department of Transportation cannot and does not provide any certification on behalf of a prospective lower tier participant. Florida DOT will ensure that agreements with subgrantees contain the required language.

2. The certification in this clause is a material representation of fact upon which reliance was placed when this transaction was entered into. If it is later determined that the prospective lower tier participant knowingly rendered an erroneous certification, in addition to other remedies available to the Federal government, the department or agency with which this transaction originated may pursue available remedies, including suspension and/or debarment.

3. The prospective lower tier participant shall provide immediate written notice to the person to which this proposal is submitted if at any time the prospective lower tier participant learns that its certification was erroneous when submitted or has become erroneous by reason of changed circumstances.

4. The terms *covered transaction, debarred, suspended, ineligible, lower tier covered transaction, participant, person, primary covered transaction, principal, proposal, and voluntarily excluded*, as used in this clause, have the meanings set out in the Definition and Coverage sections of 49 CFR Part 29. You may contact the person to whom this proposal is submitted for assistance in obtaining a copy of those regulations.

5. The prospective lower tier participant agrees by submitting this proposal that, should the proposed covered transaction be entered into, it shall not knowingly enter into any lower tier covered transaction with a person who is proposed for debarment under 48 CFR Part 9, subpart 9.4, debarred, suspended, declared ineligible, or voluntarily excluded from participation in this covered transaction, unless authorized by the department or agency with which this transaction originated.

6. The prospective lower tier participant further agrees by submitting this proposal that it will include the clause titled “Certification Regarding Debarment, Suspension, Ineligibility and Voluntary Exclusion—Lower Tier Covered Transaction,” without modification, in all lower tier covered transactions and in all solicitations for lower tier covered transactions. (See below)

7. A participant in a covered transaction may rely upon a certification of a prospective participant in a lower tier covered transaction that it is not proposed for debarment under 48 CFR Part 9, subpart 9.4, debarred, suspended, ineligible, or voluntarily excluded from the covered transaction, unless it knows that the certification is erroneous. A participant may decide the method and frequency by which it determines the eligibility of its principals. Each participant may, but is not required to, check the List of Parties Excluded from Federal Procurement and Non-procurement Programs.

8. Nothing contained in the foregoing shall be construed to require establishment of a system of records in order to render in good faith the certification required by this clause. The knowledge and information of a participant is not required to exceed that which is normally possessed by a prudent person in the ordinary course of business dealings.

9. Except for transactions authorized under paragraph 5 of these instructions, if a participant in a covered transaction knowingly enters into a lower tier covered transaction with a person who is proposed for debarment under 48 CFR Part 9, subpart 9.4, suspended, debarred, ineligible, or voluntarily excluded from participation in this transaction, in addition to other remedies available to the Federal government, the department or agency with which this transaction originated may pursue available remedies, including suspension and/or debarment.


*Certification Regarding Debarment, Suspension, Ineligibility and Voluntary Exclusion—Lower Tier Covered Transactions:*

1. The prospective lower tier participant certifies, by submission of this proposal, that neither it nor its principals is presently debarred, suspended, proposed for debarment, declared ineligible, or voluntarily excluded from participation in this transaction by any Federal department or agency.

2. Where the prospective lower tier participant is unable to certify to any of the statements in this certification, such prospective participant shall attach an explanation to this proposal.

**ENVIRONMENTAL IMPACT**

The Governor's Representative for Highway Safety has reviewed the State's Fiscal Year 2007 highway safety planning document and hereby declares that no significant environmental impact will result from implementing this Highway Safety Plan. If, under a future revision, this Plan will be modified in such a manner that a project would be instituted that could affect environmental quality to the extent that a review and statement would be necessary, this office is prepared to take the action necessary to comply with the National Environmental Policy Act of 1969 (42 USC 4321 et seq.) and the implementing regulations of the Council on Environmental Quality (40 CFR Parts 1500-1517).



---

**Governor's Representative for Highway Safety**

8/25/08

---

**Date**





# **COST SUMMARY**



U.S. Department of Transportation National Highway Traffic Safety Administration

State: Florida

**Highway Safety Plan Cost Summary**

2009-HSP-5

Page: 2

Report Date: 10/24/2008

Posted: 10/24/2008

Program Area	Project	Description	Prior Approved Program Funds	State Funds	Previous Bal.	Incre/ (Decre)	Current Balance	Share to Local
<b>Community Traffic Safety Project Total</b>			<b>\$1,392,850.00</b>	<b>\$22,500.00</b>	<b>\$1,392,850.00</b>	<b>\$ .00</b>	<b>\$1,392,850.00</b>	<b>\$379,000.00</b>
<b>Roadway Safety</b>								
	RS-2009-00-00-00		\$637,145.00	\$ .00	\$637,145.00	-\$72,205.00	\$564,940.00	\$550,940.00
	<b>Roadway Safety Total</b>		<b>\$637,145.00</b>	<b>\$ .00</b>	<b>\$637,145.00</b>	<b>-\$72,205.00</b>	<b>\$564,940.00</b>	<b>\$550,940.00</b>
<b>Speed Control</b>								
	SC-2009-00-00-00		\$550,275.00	\$44,064.00	\$550,275.00	\$ .00	\$550,275.00	\$550,275.00
	<b>Speed Control Total</b>		<b>\$550,275.00</b>	<b>\$44,064.00</b>	<b>\$550,275.00</b>	<b>\$ .00</b>	<b>\$550,275.00</b>	<b>\$550,275.00</b>
<b>Paid Advertising</b>								
	PM-2009-00-00-00		\$2,831,744.00	\$ .00	\$2,831,744.00	-\$461,744.00	\$2,370,000.00	\$ .00
	<b>Paid Advertising Total</b>		<b>\$2,831,744.00</b>	<b>\$ .00</b>	<b>\$2,831,744.00</b>	<b>-\$461,744.00</b>	<b>\$2,370,000.00</b>	<b>\$ .00</b>
	<b>NHTSA 402 Total</b>		<b>\$15,436,433.00</b>	<b>\$473,816.00</b>	<b>\$15,436,433.00</b>	<b>-\$981,635.00</b>	<b>\$14,454,798.00</b>	<b>\$6,355,295.00</b>
<b>405 OP SAFETEA-LU</b>								
	K2-2009-00-00-00		\$849,813.00	\$211,771.00	\$849,813.00	\$ .00	\$849,813.00	\$849,813.00
	<b>405 Occupant Protection Total</b>		<b>\$849,813.00</b>	<b>\$211,771.00</b>	<b>\$849,813.00</b>	<b>\$ .00</b>	<b>\$849,813.00</b>	<b>\$849,813.00</b>
<b>405 Paid Media</b>								
	K2PM-2009-00-00-00		\$1,000,000.00	\$ .00	\$1,000,000.00	\$200,000.00	\$1,200,000.00	\$ .00
	<b>405 Paid Media Total</b>		<b>\$1,000,000.00</b>	<b>\$ .00</b>	<b>\$1,000,000.00</b>	<b>\$200,000.00</b>	<b>\$1,200,000.00</b>	<b>\$ .00</b>
	<b>405 OP SAFETEA-LU Total</b>		<b>\$1,849,813.00</b>	<b>\$211,771.00</b>	<b>\$1,849,813.00</b>	<b>\$200,000.00</b>	<b>\$2,049,813.00</b>	<b>\$849,813.00</b>
<b>408 Data Program SAFETEA-LU</b>								
	K9-2009-00-00-00		\$2,721,694.00	\$ .00	\$2,721,694.00	\$ .00	\$2,721,694.00	\$ .00
	<b>408 Data Program Incentive Total</b>		<b>\$2,721,694.00</b>	<b>\$ .00</b>	<b>\$2,721,694.00</b>	<b>\$ .00</b>	<b>\$2,721,694.00</b>	<b>\$ .00</b>
	<b>408 Data Program SAFETEA-LU Total</b>		<b>\$2,721,694.00</b>	<b>\$ .00</b>	<b>\$2,721,694.00</b>	<b>\$ .00</b>	<b>\$2,721,694.00</b>	<b>\$ .00</b>
<b>410 Alcohol SAFETEA-LU</b>								
	K8-2009-00-00-00		\$4,776,348.00	\$234,637.00	\$4,776,348.00	\$6,417,177.00	\$11,193,525.00	\$2,531,184.00

14-2

Amended 10/20/2008

U.S. Department of Transportation National Highway Traffic Safety Administration

State: Florida

**Highway Safety Plan Cost Summary**

Page: 1

2009-HSP-5

Report Date: 10/24/2008

Posted: 10/24/2008

Program Area	Project	Description	Prior Approved Program Funds	State Funds	Previous Bal.	Incre/ (Decre)	Current Balance	Share to Local
<b>NHTSA</b>								
<b>NHTSA 402</b>								
<b>Planning and Administration</b>								
	PA-2009-00-00-00		\$277,644.00	\$277,644.00	\$277,644.00	\$ .00	\$277,644.00	\$ .00
	<b>Planning and Administration Total</b>		<b>\$277,644.00</b>	<b>\$277,644.00</b>	<b>\$277,644.00</b>	<b>\$ .00</b>	<b>\$277,644.00</b>	<b>\$ .00</b>
<b>Alcohol</b>								
	AL-2009-00-00-00		\$1,824,134.00	\$ .00	\$1,824,134.00	\$ .00	\$1,824,134.00	\$1,481,634.00
	<b>Alcohol Total</b>		<b>\$1,824,134.00</b>	<b>\$ .00</b>	<b>\$1,824,134.00</b>	<b>\$ .00</b>	<b>\$1,824,134.00</b>	<b>\$1,481,634.00</b>
<b>Motorcycle Safety</b>								
	MC-2009-00-00-00		\$753,700.00	\$ .00	\$753,700.00	\$ .00	\$753,700.00	\$3,700.00
	<b>Motorcycle Safety Total</b>		<b>\$753,700.00</b>	<b>\$ .00</b>	<b>\$753,700.00</b>	<b>\$ .00</b>	<b>\$753,700.00</b>	<b>\$3,700.00</b>
<b>Occupant Protection</b>								
	OP-2009-00-00-00		\$934,423.00	\$12,630.00	\$934,423.00	\$ .00	\$934,423.00	\$ .00
	<b>Occupant Protection Total</b>		<b>\$934,423.00</b>	<b>\$12,630.00</b>	<b>\$934,423.00</b>	<b>\$ .00</b>	<b>\$934,423.00</b>	<b>\$ .00</b>
<b>Pedestrian/Bicycle Safety</b>								
	PS-2009-00-00-00		\$934,089.00	\$69,337.00	\$934,089.00	\$ .00	\$934,089.00	\$591,738.00
	<b>Pedestrian/Bicycle Safety Total</b>		<b>\$934,089.00</b>	<b>\$69,337.00</b>	<b>\$934,089.00</b>	<b>\$ .00</b>	<b>\$934,089.00</b>	<b>\$591,738.00</b>
<b>Police Traffic Services</b>								
	PT-2009-00-00-00		\$4,340,392.00	\$ .00	\$4,340,392.00	-\$453,321.00	\$3,887,071.00	\$2,426,271.00
	<b>Police Traffic Services Total</b>		<b>\$4,340,392.00</b>	<b>\$ .00</b>	<b>\$4,340,392.00</b>	<b>-\$453,321.00</b>	<b>\$3,887,071.00</b>	<b>\$2,426,271.00</b>
<b>Traffic Records</b>								
	TR-2009-00-00-00		\$960,037.00	\$47,641.00	\$960,037.00	\$5,635.00	\$965,672.00	\$371,737.00
	<b>Traffic Records Total</b>		<b>\$960,037.00</b>	<b>\$47,641.00</b>	<b>\$960,037.00</b>	<b>\$5,635.00</b>	<b>\$965,672.00</b>	<b>\$371,737.00</b>
<b>Community Traffic Safety Project</b>								
	CP-2009-00-00-00		\$1,392,850.00	\$22,500.00	\$1,392,850.00	\$ .00	\$1,392,850.00	\$379,000.00

14-1

Amended 10/20/2008

U.S. Department of Transportation National Highway Traffic Safety Administration

State: Florida

**Highway Safety Plan Cost Summary**

Page: 3

2009-HSP-5

Report Date: 10/24/2008

Posted: 10/24/2008

Program Area	Project	Description	Prior Approved Program Funds	State Funds	Previous Bal.	Incre/ (Decre)	Current Balance	Share to Local
		<b>410 Alcohol SAFETEA-LU Total</b>	<b>\$4,776,348.00</b>	<b>\$234,637.00</b>	<b>\$4,776,348.00</b>	<b>\$6,417,177.00</b>	<b>\$11,193,525.00</b>	<b>\$2,531,184.00</b>
		<b>410 Alcohol SAFETEA-LU Paid Media</b>						
		K8PM-2009-00-00-00	\$1,100,000.00	\$0.00	\$1,100,000.00	\$0.00	\$1,100,000.00	\$0.00
		<b>410 Alcohol SAFETEA-LU Paid Media Total</b>	<b>\$1,100,000.00</b>	<b>\$0.00</b>	<b>\$1,100,000.00</b>	<b>\$0.00</b>	<b>\$1,100,000.00</b>	<b>\$0.00</b>
		<b>410 Alcohol SAFETEA-LU Total</b>	<b>\$5,876,348.00</b>	<b>\$234,637.00</b>	<b>\$5,876,348.00</b>	<b>\$6,417,177.00</b>	<b>\$12,293,525.00</b>	<b>\$2,531,184.00</b>
		<b>2010 Motorcycle Safety</b>						
		K6-2009-00-00-00	\$326,350.00	\$0.00	\$326,350.00	\$0.00	\$326,350.00	\$0.00
		<b>2010 Motorcycle Safety Incentive Total</b>	<b>\$326,350.00</b>	<b>\$0.00</b>	<b>\$326,350.00</b>	<b>\$0.00</b>	<b>\$326,350.00</b>	<b>\$0.00</b>
		<b>2010 Motorcycle Safety Total</b>	<b>\$326,350.00</b>	<b>\$0.00</b>	<b>\$326,350.00</b>	<b>\$0.00</b>	<b>\$326,350.00</b>	<b>\$0.00</b>
		<b>NHTSA Total</b>	<b>\$26,210,638.00</b>	<b>\$920,224.00</b>	<b>\$26,210,638.00</b>	<b>\$5,635,542.00</b>	<b>\$31,846,180.00</b>	<b>\$9,736,292.00</b>
		<b>Total</b>	<b>\$26,210,638.00</b>	<b>\$920,224.00</b>	<b>\$26,210,638.00</b>	<b>\$5,635,542.00</b>	<b>\$31,846,180.00</b>	<b>\$9,736,292.00</b>

14-3

Amended 10/20/2008

**Financial Summary**

**FY 2009 Highway Safety Performance Plan**

Program Area	402	405 (K2)	405 (J2)	157a	410 (K8)	410 (J8)	408	163	2010	Total	% of Total
Planning & Administration	\$277,644.00									\$277,644.00	0.87%
Occupant Protection	\$934,423.00	\$849,813.00	\$0.00							\$1,784,236.00	5.60%
Community Traffic Safety	\$1,392,850.00									\$1,392,850.00	4.37%
Alcohol	\$1,824,134.00				\$11,193,525.00					\$13,017,659.00	40.88%
Pedestrian/Bicycle Safety	\$934,089.00									\$934,089.00	2.93%
Traffic Records	\$965,672.00						\$2,721,694.00			\$3,687,366.00	11.58%
Motorcycle Safety	\$753,700.00								\$326,350.00	\$1,080,050.00	3.39%
Police Traffic Services	\$3,887,071.00									\$3,887,071.00	12.21%
Speed Control	\$550,275.00									\$550,275.00	1.73%
Roadway Safety	\$564,940.00									\$564,940.00	1.77%
Paid Media	\$2,370,000.00	\$1,200,000.00	\$0.00		\$1,100,000.00					\$4,670,000.00	14.66%
<b>TOTAL</b>	<b>\$14,454,798.00</b>	<b>\$2,049,813.00</b>	<b>\$0.00</b>	<b>\$0.00</b>	<b>\$12,293,525.00</b>	<b>\$0.00</b>	<b>\$2,721,694.00</b>	<b>\$0.00</b>	<b>\$326,350.00</b>	<b>\$31,846,180.00</b>	<b>100.00%</b>

