

**- WYOMING -  
HIGHWAY SAFETY OFFICE  
ANNUAL REPORT**



**FISCAL YEAR**

**2011**

**HIGHWAY SAFETY PROGRAM  
WYOMING DEPARTMENT OF TRANSPORTATION  
5300 BISHOP BLVD.  
CHEYENNE, WYOMING 82009-3340**



**FINAL ADMINISTRATIVE REPORT**  
**WYOMING FY2011 HIGHWAY SAFETY PLAN**

December 15, 2011

Matthew D. Carlson, P.E.  
State Highway Safety Engineer  
Governor's Representative for Highway Safety

Robert Tompkins, Supervisor  
Highway Safety Program  
State Highway Safety Coordinator





## TABLE OF CONTENTS

Office Structure .....	1
Compliance to Certifications and Assurances .....	2
Highway Safety Program Executive Summary .....	3
Performance and Core Outcome Measures	
Statewide .....	4-6
Alcohol Impaired Driving .....	7-9
Occupant Protection .....	10-12
Speed Enforcement .....	13-14
Motorcycle Safety .....	15
Youthful Drivers/Pedestrians .....	16
Expenditure Synopsis .....	17-21
FY 2011 Accomplishments/Highlights of Highway Safety Efforts .....	22-24
Program Summaries	
Impaired Driving .....	25-36
Occupant Protection .....	37-43
Speed Enforcement .....	44-45
Paid Media .....	46-52
Traffic Records .....	53-55
Motorcycle Safety .....	56-57
Noteworthy Project .....	58-60

### **ADDENDUM:**

Legislative Report .....	A1-A2
Highway Safety Selective Traffic Enforcement Grants .....	A3-A11
WHP Traffic Enforcement Grant .....	A12-A37
Media Summary [Impaired Driving] .....	A38-A41
Media Summary [Occupant Protection] .....	A42-A45
Media Summary [Native American Media Outreach] .....	A46
Media Summary [Motorcycle Safety] .....	A47-A49
CPS Event Statistics .....	A50
FY2011 Hazard Elimination Report .....	A51

**Wyoming Department of Transportation  
FY2011 Highway Safety Program**

**Office Structure**

The Highway Safety Office (HSO) is one of the Highway Safety Program sections within the Wyoming Department of Transportation. The section consists of four staff members that report to the Governor's Representative (GR). Together, through the insight of skilled veterans, HSO staff are focused on data driven problem identification, project funding to address identified problems and project evaluations to determine effectiveness. We are deeply committed to reducing the number of persons injured and killed on Wyoming's roadways. Listed below are the members of the Highway Safety Office.

GR:

Matthew D. Carlson, P.E.  
State Highway Safety Engineer  
Governor's Representative for Highway Safety

HSO Staff:

Robert Tompkins  
Highway Safety Program Supervisor  
State Highway Safety Coordinator

Dalene Call  
Sr. Financial/Grants Manager  
Areas: Safe Communities, 410HFR, and 154 Alcohol  
Grants Tracking System, Agency Financial, etc.

Anna Thompson  
Grants Manager  
Areas: Occupant Protection, Motorcycle, Roadway Safety, Speed  
Enforcement, 410HFR, Paid Media etc.

Stephanie Lucero  
Grants Manager  
Areas: Traffic Records, Police Traffic Services, Roadway Safety, Paid  
Media, 410HVE, 410HFR, Hazard Elimination, etc.

## Compliance to Certifications and Assurances

The Wyoming Department of Transportation, Highway Safety Program (aka Highway Safety Office) has complied with all the Certifications and Assurances required under 49 CFR Part 18 and 19, 23 U.S.C. Chapter 4, 23 CFR Chapter 11, NHTSA Order 462-6C, and the Highway Safety Grant Funding Policy. Additionally and more specifically the following assurances are made.

1. At least 40 percent of all Federal funds apportioned to Wyoming were expended for the benefit of the local highway safety programs. The FY 2011 percentage was 59.4%.
2. Support national highway safety goals by participating in national law enforcement mobilizations, sustained enforcement of statutes addressing impaired driving, occupant protection and driving in excess of posted speed limits.
3. Support national highway safety goals by conducting an annual safety belt use survey using NHTSA acceptable methodology. The June 2011 survey observed 82.6% of all vehicle occupants were wearing safety belts.
4. Development of a statewide data system to provide timely and effective data analysis to support allocation of highway safety resources.
5. The Wyoming Highway Patrol and the members of the Wyoming Sheriffs and Chief of Police Association follow the IACP's guidelines established for vehicular pursuits.



---

Matthew D. Carlson, P.E.  
State Highway Safety Engineer  
Governor's Representative for Highway Safety

## Executive Summary

### About Wyoming

Wyoming is a large rural state with a small population base. It is comprised of 97,814 square miles and has an estimated 2010 population of 563,626. This equates to 5.76 persons per square mile. Ninety-six percent of Wyoming highways are 2-lane.

**The following summary provides progress reports to the FY 2011 Highway Safety Plan, Measures of Success.** Following this page are additional illustrations and goal progress reports.

- The Wyoming fatality rate, per 100 million vehicle miles traveled (100M VMT), increased slightly from [1.43] in 2009 to [1.63] in 2010.
- The combined serious injury and fatality rate, per 100 million vehicle miles traveled (100M VMT), decreased from 8.1 in 2009 to 7.7 in 2010.
- The percentage of crashes with drinking drivers involved in fatal crashes decreased from 41.4% in 2009 to 32.9% in 2010.
- The alcohol involved fatality rate per 100M VMT decreased from 0.59 in CY 2009 to 0.51 in CY 2010.
- The number of alcohol-impaired drivers under the age of 21 involved in crashes increased from 215 in CY 2009 to 146 in 2010.
- The state observed belt usage increased from 75.3% in 2009 to 78.9% in 2010. A decrease was observed in **WY resident** belt usage, 74.7% in 2009 to 77.3% in 2010. The percentage of unbelted fatalities improved from 70.5% in CY 2009 to 67.9% in CY 2010.
- Proper child restraint use, observed at CPS Check Up Events, continues to hover in the 17% range for a 5 year average. Since persons instructed or confident in proper placement of their children in child restraints do not typically attend these events, we may not recognize the full benefit of CPS instruction and education.
- Speed-related crashes, defined as exceeding the speed limit or driving too fast for roadway conditions, decreased from 25.8% in CY2009 to 22.6% in CY2010. The speed-related fatality rate per 100M VMT also decreased from 0.77 in CY2009 to 0.69 in CY2010 (2010 rates based on 2009 VMT's).
- The speed-related fatal and serious injury rate decreased from 3.36 in CY 2009 to 2.90 in CY 2010.
- Motorcycle fatalities increased from 13 in CY 2009 to 30 in CY 2010. Motorcycle crashes have increased slightly from 317 in 2009 to 332 in 2010.



**PERFORMANCE  
&  
CORE OUTCOME  
MEASURES**



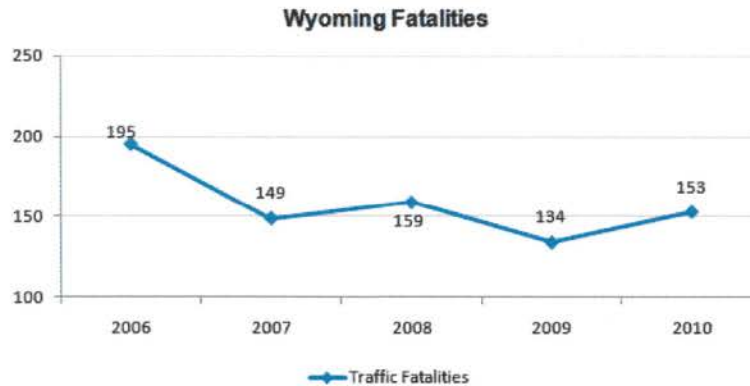
## Performance and Core Outcome Measures Statewide

To decrease traffic fatalities 9 percent from the 2004-2008 calendar base year average of 168 to 153 by December 31, 2011.

[NHTSA/GHSA Core Measure 1; Data Source: FARS]

### Progress Report:

Since the creation of the FY2011 Highway Safety Plan, FARS most current year in their database is still the calendar year 2009, however, the State database has updated 2010 data. The average number of fatalities over the years 2005-2009 was 162. Traffic fatalities have decreased in Wyoming from the 2004-2008 calendar base year average of 168 to 134 in 2009 and 153 in 2010. As of November 30, 2011 there were 127 traffic fatalities in Wyoming.



To decrease rural fatalities/VMT from the 2004-2008 calendar base year average of 2.16 to 2.02 by December 31, 2011.

[NHTSA/GHSA Core Measure 3b; Data Source: FARS]

### Progress Report:

Between the years 2005-2009, the average rate was 2.06.

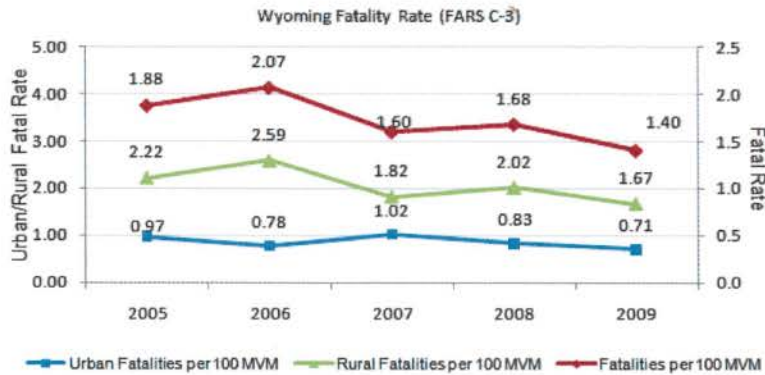


To decrease or maintain urban fatalities/VMT from the 2004-2008 calendar base year average of 0.89 to 0.81 by December 31, 2011.

[NHTSA/GHSA Core Measure 3c; Data Source: FARS]

Progress Report:

Between the years 2005-2009 the average rate was 0.86. Not unexpectedly, rural fatality rates are higher than urban rates and continue on a downward trend.

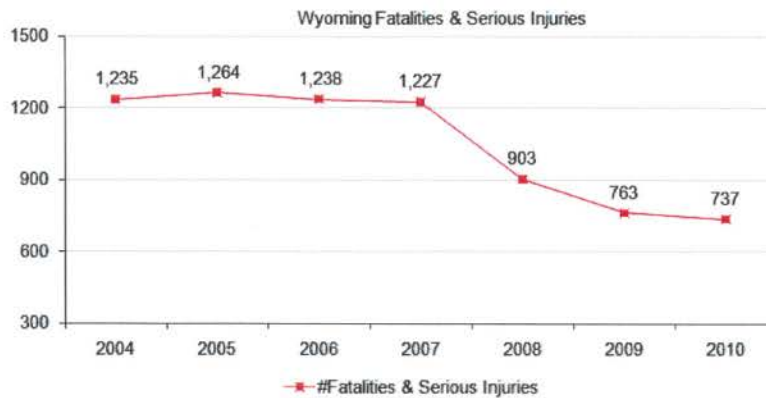


To decrease fatalities and serious injuries from 2004-2008 calendar base year average of 1,173 to 1,067 by December 31, 2011.

[State Performance Measure; Data Source: State]

Progress Report:

The average number of fatalities and serious injuries from 2006-2010 is 974.

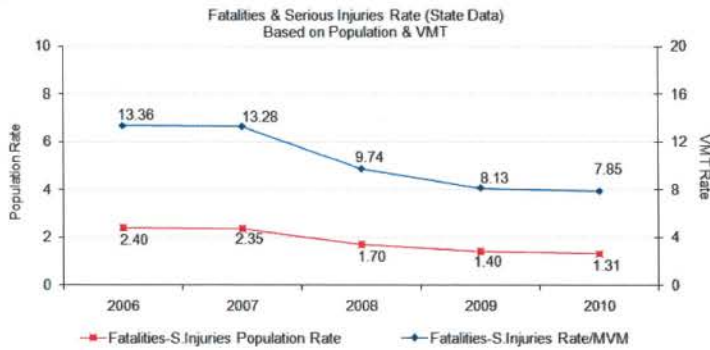


To maintain the Wyoming Fatality and Serious Injury Rate/VMT downward trend to the projected 11.09 by end of CY2012 (State).

[State Performance Measure; Data Source: State]

Progress Report:

The average VMT rate for fatal and serious injuries from 2006 to 2010 is 10.44.



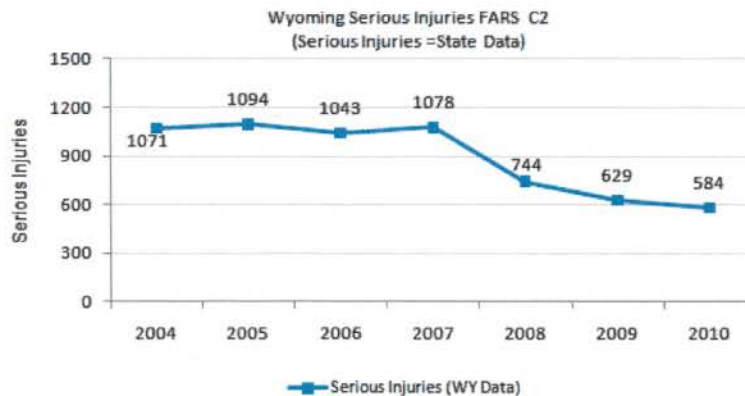
To decrease serious traffic injuries from the 2004-2008 calendar base year average of 1,006 to 910 by December 31, 2011.

[NHTSA/GHSA Core Measure 2, Data Source: State]

Progress Report:

Since the creation of the FY2011 Highway Safety Plan, the State has updated their database to include the calendar year 2010. The 2006-2010 calendar base year average is 816 serious traffic injuries. See graph below. Officer reporting of serious injuries as incapacitating injuries appears to have decreased when comparing it with reported injury description. The Highway Safety Data Management section is addressing this concern.

Note: Serious injuries are defined as an incapacitating injury which varies from unable to walk normally to paralyzed and comatose. Until more accurate medical assessment data is available, the Highway Safety Office will continue to measure serious injury as an incapacitating injury.



## Alcohol Impaired Driving

To decrease alcohol impaired driving fatalities 5 percent from the 2005-2009 calendar base year average of 56 to 53 by December 31, 2011.

[NHTSA/GHSA Core Measure 5; Data Source: FARS]

Note: Alcohol-impaired driving fatalities are all fatalities in crashes involving a driver or motorcycle operator with a BAC of .08 or greater.



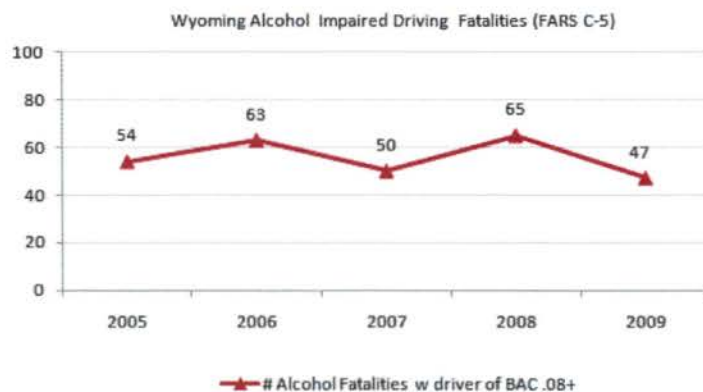
### Progress Report:

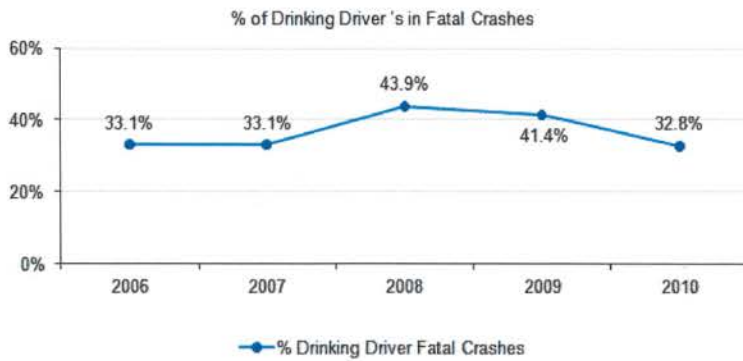
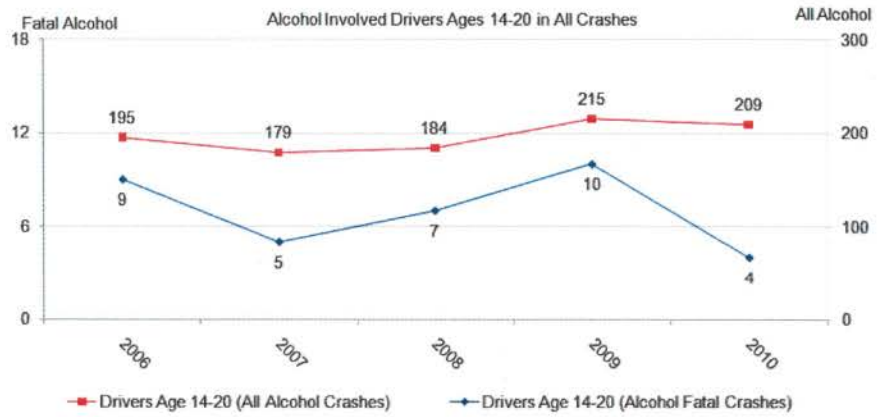
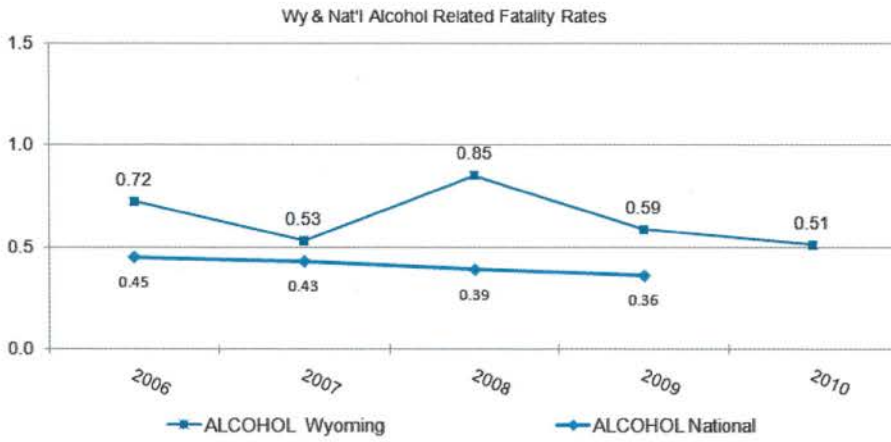
- The number of alcohol impaired driving fatalities decreased from 65 in 2008 to 47 in 2009. This is a 27.7% decrease.
- The percentage of alcohol involved drivers in fatal crashes has decreased from 43.9% in CY 2008 to 35.8% in 2009.
- The percent of deaths that were alcohol related in CY2009 was 41.0%.
- The alcohol involved fatality rate per 100M VMT decreased from 0.85 in CY 2008 to 0.59 in CY 2009.
- The number of persons killed in alcohol related crashes decreased from 79 in CY2008 to 55 in CY2009. This is a 30% decrease.
- The number of alcohol-impaired drivers under the age of 21 involved in crashes had almost a 4% decrease from 215 in CY 2009 to 209 in CY 2010.

The state recognizes its alcohol impaired driving problem and is addressing it on many fronts. The following were new events of FY2011.

- Legislation to address the elimination of right to refuse test passed and made effective July 1, 2011. This requires persons suspected of driving under the influence (DUI) to submit to chemical testing at the request of peace officers. Persons under arrest for DUI who refuse the request of peace officers to submit to chemical testing may still be compelled to do so judicially upon issuance of remotely communicated search warrants. Previously, if a driver suspected of DUI refused a Breathalyzer after a traffic stop it resulted in an automatic driver's license suspension for six (6) months, separate and apart from, potential criminal penalties upon conviction of the charge.
- Legislation to address Ignition Interlock devices passes and made effective July 1, 2011. Establishes WYDOT's administrative action as determining whether a person had an alcohol concentration of 0.15% or more for first convictions requiring operation of vehicles equipped only with an ignition interlock device for a period of six (6) months.

Supporting grant project information is detailed in the Alcohol section.





**buzzed**  
driving is  
**drunk**  
driving  
designate a sober driver



There were 446 DUI/Alcohol impaired driving arrests made during grant-funded enforcement activities in FY2011.

[NHTSA/GHSA Activity Measure 2; Data Source: State]

Progress Report:

Law enforcement agencies serving 85% of the state's population participated in overtime grants to increase DUI enforcement on Wyoming's roadways. Comparing FY2011 to FY2010 grant activity, there was an overall increase of 134 DUI arrests. Local enforcement DUI arrests increased 35% and Wyoming Highway Patrol decreased 5% in FY2011.



## Occupant Protection

To increase the statewide observed seat belt use of front seat outboard occupants in passenger vehicles 2 percentage points from the 2010 calendar base year usage rate of 78.9 to 80.9 percentage points by December 31, 2012.

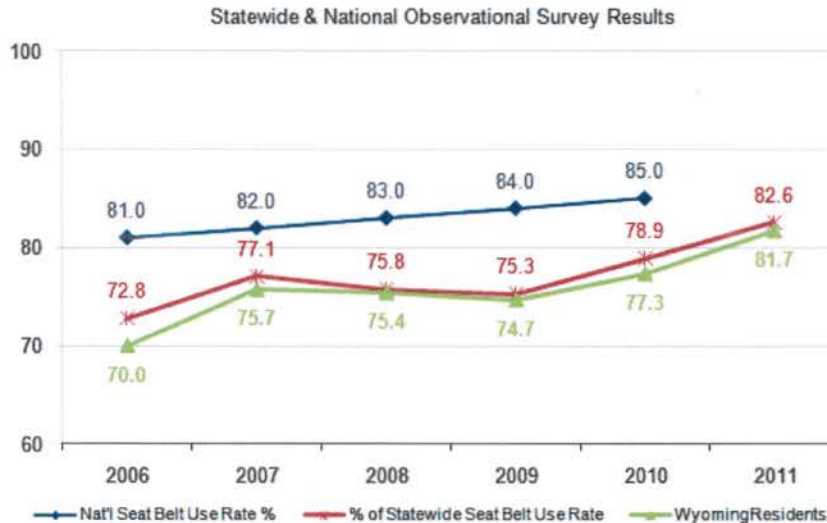
[NHTSA/GHSA Behavior Measure 1; Data Source: State]

### Progress Report

Wyoming is slowly making an impact in seat belt usage. The state observed belt usage has increased from 72.8% in 2006 to 82.6% in 2011. The WY resident belt usage has also increased from 70.0% in 2006 to 81.7% in 2011. The percentage of unbelted fatalities has shown a slight improvement from 68.8% in 2006 to 67.9% in 2010.

A Wyoming Seat Belt Coalition project combines media and law enforcement in which local law enforcement officers are showcased in a buckle up media campaign. Another aspect to this campaign includes all law enforcement agencies (Sheriff, WHP, Police Department) in front of the State Capitol showing a unified force for the May Mobilization.

More information is provided in the Occupant Protection portion of the Annual Report.

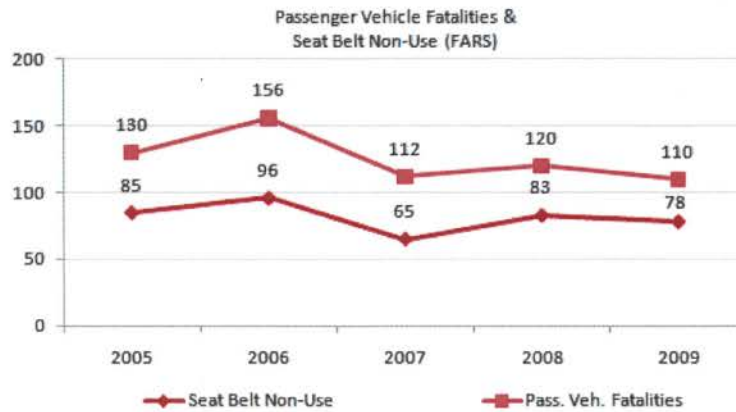


To decrease unrestrained passenger vehicle occupant fatalities, in all seating positions, 5 percent from the 2005-2009 calendar base year average of 81 to 77 by December 31, 2011.

[NHTSA/GHSA Core Measure 4; Data Source: FARS]

Progress Report:

The percentage of unrestrained fatalities decreased slightly from 83 in 2008 to 78 in 2009. This is a six percent reduction through 2009.

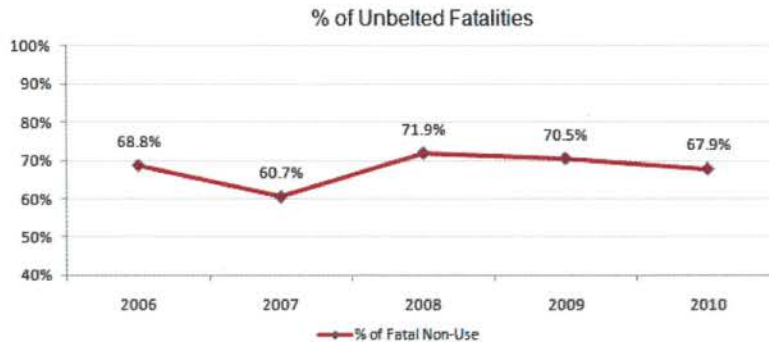


To reduce the unrestrained fatalities from 70.5% in CY 2009 crashes to 66.5% in CY 2012.

[State Performance Measure; Data Source: State]

Progress Report:

The 2010 unrestrained fatality involvement was 67.9%. Heightened efforts occurred in FY2011 with the hope that legislative, enforcement, safe communities, the Wyoming Seat Belt Coalition and media will help the state obtain its goal.

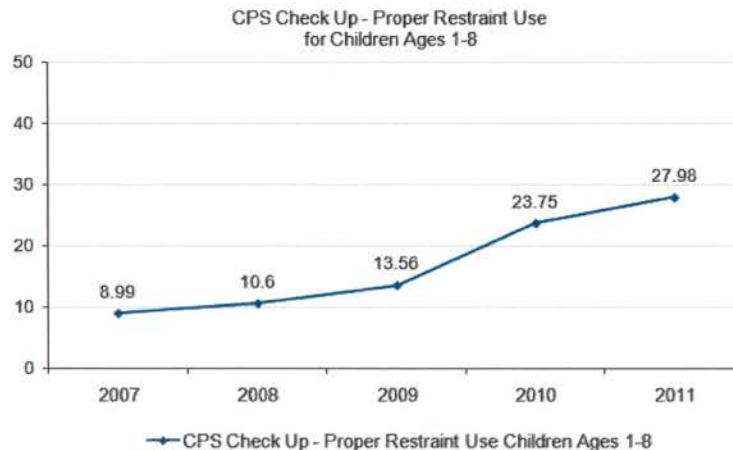


To increase the proper restraint use of children ages 1-8 from 13.6% in 2009 to 20.5%, as demonstrated by the CPS Check-Up Tracker, by December 31, 2012.

[State Performance Measure; Data Source: State]

Progress Report:

The number of child restraints checked in FY2011 was 1,558 including 500 new seats being distributed at CPS checkup events.



The misuse rate has declined from 76.25% in 2010 to 72.02% in 2011.

The number of seat belt citations issued during all grant-funded law enforcement activities for FY2011 were 798 seatbelt citations and 93 child restraint citations.

[NHTSA/GHSA Activity Measure 1; Data Source: State]

Progress Report:

Law enforcement agencies serving 85% of the state's population participated in overtime grants to increase belt usage on Wyoming roadways. Local law enforcement seat belt and child restraint citations decreased from 909 citations to 586 in FY2011. Though the numbers are still low, they are above the number in FY2009 during grant periods. The Wyoming Highway Patrol (WHP) had an increase of 30% in the number of seat belt citations written during Speed and DUI grant enforcement. Overall, comparing FY2011 to FY2010 activity, there was a 11% decrease in seatbelt and child restraint citations written. Total number of overtime hours worked also decreased by 8.5%

The WHP showed an increase in the seat belt citations and their availability to work overtime. There were 305 seat belt citations written in FY2011 compared to 92 in FY2010.



## Speed Enforcement

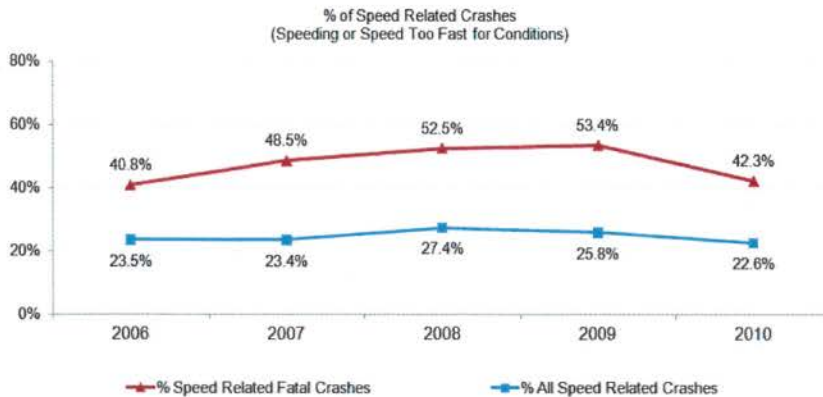
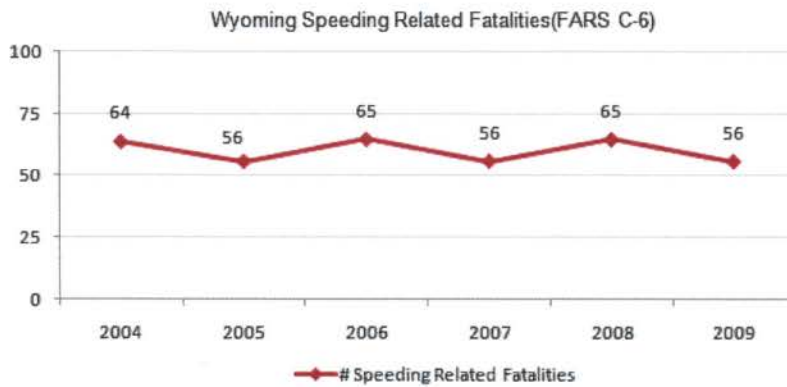
To decrease speeding-related fatalities 5 percent from the 2004-2008 calendar base year average of 61 to 59 by December 31, 2011.

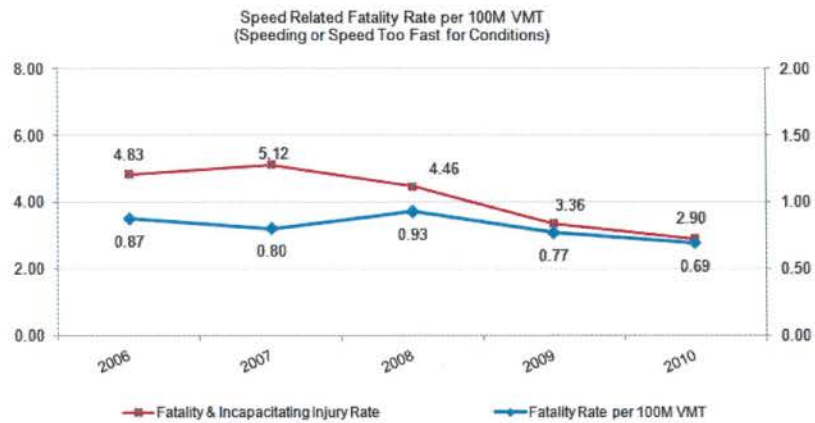
[NHTSA/GHSA Core Measure 6; Data Source: FARS]

Note: Speed-related fatalities include the primary elements of a) exceeding the posted speed limit and b) speed too fast for conditions.

### Progress Report:

- The average number of speed-related fatalities over the years 2005-2009 was 59.6.
- Speed-related crashes, defined as exceeding the speed limit or driving too fast for roadway conditions, decreased from 25.8% in CY 2009 to 22.6% in CY 2010.
- The speed-related fatality rate per 100M VMT also decreased slightly at 0.77 in CY2009 to 0.69 in CY2010.
- The speed-related fatal and serious (incapacitating) injury rate decreased from 3.36 in CY 2009 to 2.90 in CY 2010.





There were 6,852 speeding citations issued during grant-funded enforcement activities in FY2011.

NHTSA/GHSA Activity Measure 3; Data Source: State

Progress Report:

Law enforcement agencies serving 85% of the state's population participated in overtime grants to reduce speeding on Wyoming's roadways. Comparing 2011 to 2010, Wyoming Highway Patrol law enforcement grant activity saw an increase in speeding citations written from 2,284 in 2010 to 2,910 in 2011. Local law enforcement speeding citations increased 5% and the Wyoming Highway Patrol increased 21%.

## Motorcycle Safety

To decrease motorcyclist fatalities 11 percent from the 2004-2008 calendar base year average of 18 to 16 by December 31, 2011.

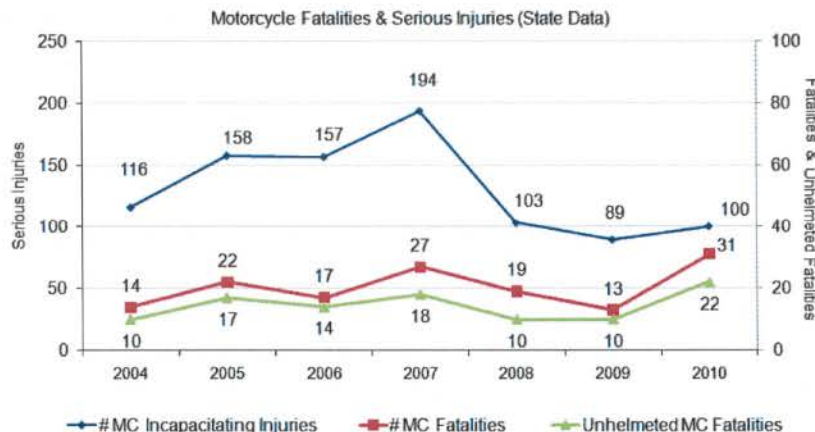
[NHTSA/GHSA Core Measure 7; Data Source: FARS]

Note: FARS has a different definition of motorcycles than the state. It is less inclusive.

Progress Report:

The average number of motorcyclist fatalities increased to 22 for the calendar years of 2006-2010. Notably, there was a large increase in motorcyclist fatalities from 13 in CY 2009 to 31 in CY 2010.

The Section 2010 Motorcycle Safety application was successfully used for a public awareness paid media campaign "Look Twice, Save a Life" that started in April 2010 and continued into CY2011. There were 103 motorcycle training courses taught that served 1,047 students statewide.



To decrease unhelmeted motorcyclist fatalities 10 percent from the 2004-2008 calendar base year average of 13 to 12 by December 31, 2011.

[NHTSA/GHSA Core Measure 8; Data Source: FARS]

Progress Report:

The average number unhelmeted motorcyclist fatalities between 2005-2009 was 13.8. That average increased to 14.8 for calendar years 2006-2010.

## Youthful Drivers/Pedestrians

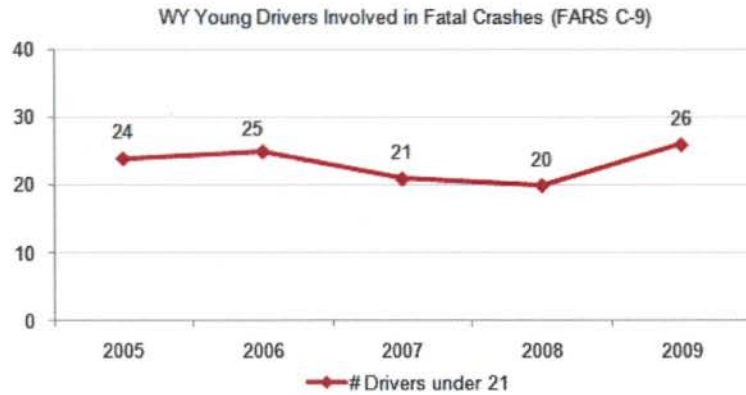
### Youthful Drivers

To decrease the number of drivers age 20 or younger involved in fatal crashes 9 percent from the 2004-2008 calendar base year average of 23 to 21 by December 31, 2011.

[NHTSA/GHSA Core Measure 9; Data Source: FARS]

#### Progress Report:

The average number of youthful drivers involved in fatal crashes remained at 23 for calendar years 2005-2009.



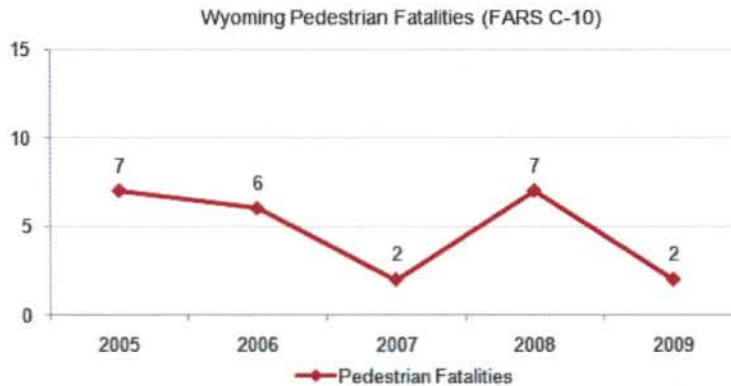
### Pedestrian Fatalities

To reduce pedestrian fatalities 20 percent from the 2004-2008 calendar base year average of 5 to 4 by December 31, 2011.

[NHTSA/GHSA Core Measure 10; Data Source: FARS]

#### Progress Report:

The average number of pedestrian fatalities for calendar years 2005-2009 declined slightly to 4.8.





# **EXPENDITURE SYNOPSIS**



U.S. Department of Transportation National Highway Traffic Safety Administration

State: Wyoming

Federal Reimbursement Voucher

Page: 1

2011-FINAL

Report Date: 11/30/2011

Reimbursement Info: Total: \$.00

Posted: 11/30/2011

Claim Period: 09/30/2011 - 09/30/2011

Not Posted In DELPHI

Program Area	Project	Description	HCS Federal Funds Obligated	Share to Local Benefit	State/Federal Cost to Date	Federal Funds Expended	Fed Previous Amount Claimed	Fed Funds Claimed this Period
<b>NHTSA</b>								
<b>NHTSA 402</b>								
<b>Planning and Administration</b>								
	PA-2011-11-PA-01	Planning and Administration	\$61,611.48	\$0.00	\$326,399.82	\$61,611.48	\$61,611.48	\$0.00
		<b>Planning and Administration Total</b>	<b>\$61,611.48</b>	<b>\$0.00</b>	<b>\$326,399.82</b>	<b>\$61,611.48</b>	<b>\$61,611.48</b>	<b>\$0.00</b>
<b>Occupant Protection</b>								
	OP-2011-11-OP-01	COMPREHENSIVE SAFETY BELT PROGRAM	\$12,322.96	\$8,819.62	\$12,322.96	\$12,322.96	\$12,322.96	\$0.00
	OP-2011-11-OP-02	ALIVE @ 25	\$146,255.75	\$47,097.02	\$146,255.75	\$146,255.75	\$146,255.75	\$0.00
	OP-2011-11-OP-03	CRMC - BUCKLE UP KIDS	\$118,382.56	\$118,382.56	\$118,382.56	\$118,382.56	\$118,382.56	\$0.00
	OP-2011-11-OP-04	CPS TRAINING - KIM CONFERENCE	\$4,037.69	\$2,525.87	\$4,037.69	\$4,037.69	\$4,037.69	\$0.00
	OP-2011-11-OP-05	WYOMING SEAT BEALT COALITION	\$118,848.01	\$60,918.06	\$118,848.01	\$118,848.01	\$118,848.01	\$0.00
	OP-2011-11-OP-06	WY SEAT BELT COALITION STRATEGIC PLAN	\$5,850.00	\$0.00	\$5,850.00	\$5,850.00	\$5,850.00	\$0.00
		<b>Occupant Protection Total</b>	<b>\$405,696.97</b>	<b>\$237,743.13</b>	<b>\$405,696.97</b>	<b>\$405,696.97</b>	<b>\$405,696.97</b>	<b>\$0.00</b>
<b>Police Traffic Services</b>								
	PT-2011-11-PT-01	WASCOP - LEC	\$118,447.04	\$118,447.04	\$118,447.04	\$118,447.04	\$118,447.04	\$0.00
	PT-2011-11-PT-02	WASCOP - TSC	\$9,132.90	\$9,132.90	\$9,132.90	\$9,132.90	\$9,132.90	\$0.00
	PT-2011-11-PT-05	WASCOP - LOCAL HVE O/T ENFORCEMENT	\$364,308.31	\$364,308.31	\$364,308.31	\$364,308.31	\$364,308.31	\$0.00
		<b>Police Traffic Services Total</b>	<b>\$491,888.25</b>	<b>\$491,888.25</b>	<b>\$491,888.25</b>	<b>\$491,888.25</b>	<b>\$491,888.25</b>	<b>\$0.00</b>
<b>Roadway Safety</b>								
	RS-2011-11-RS-01	PAO - TRAFFIC SAFETY INFO/COMMUN.	\$22,731.52	\$0.00	\$22,731.52	\$22,731.52	\$22,731.52	\$0.00
	RS-2011-11-RS-03	PAO UW INCENTIVES FOR PROJECTS	\$16,143.47	\$0.00	\$16,143.47	\$16,143.47	\$16,143.47	\$0.00
	RS-2011-11-RS-05	WINTER DRIVING SAFETY CAMPAIGN	\$27,145.47	\$0.00	\$27,145.47	\$27,145.47	\$27,145.47	\$0.00
	RS-2011-11-RS-06	NATIVE AMERICAN OUTREACH & PD MEDIA	\$53,255.00	\$49,205.40	\$53,255.00	\$53,255.00	\$53,255.00	\$0.00
		<b>Roadway Safety Total</b>	<b>\$119,275.46</b>	<b>\$49,205.40</b>	<b>\$119,275.46</b>	<b>\$119,275.46</b>	<b>\$119,275.46</b>	<b>\$0.00</b>

17



U.S. Department of Transportation National Highway Traffic Safety Administration

State: Wyoming

Federal Reimbursement Voucher

Page: 2

2011-FINAL

Report Date: 11/30/2011

Reimbursement Info: Total: \$.00

Posted: 11/30/2011

Claim Period: 09/30/2011 - 09/30/2011

Not Posted In DELPHI

Program Area	Project	Description	HCS Federal Funds Obligated	Share to Local Benefit	State/Federal Cost to Date	Federal Funds Expended	Fed Previous Amount Claimed	Fed Funds Claimed this Period
<b>Safe Communities</b>								
	SA-2011-11-SA-02	STATEWIDE SAFE COMMUNITY COORD.	\$20,917.14	\$0.00	\$20,917.14	\$20,917.14	\$20,917.14	\$0.00
	SA-2011-11-SA-03	NA. CO. SAFE COMMUNITY - WMCF	\$49,384.76	\$49,384.76	\$49,384.76	\$49,384.76	\$49,384.76	\$0.00
	SA-2011-11-SA-04	EXPANDED CHEYENNE "click" PROG.	\$51,836.28	\$51,710.00	\$51,836.28	\$51,836.28	\$51,836.28	\$0.00
	SA-2011-11-SA-05	CAMPAIGN CALENDAR	\$4,568.51	\$0.00	\$4,568.51	\$4,568.51	\$4,568.51	\$0.00
	SA-2011-11-SA-06	CHEY. MPO TRANSPORT. SAFETY PLAN	\$37,551.47	\$37,551.47	\$37,551.47	\$37,551.47	\$37,551.47	\$0.00
	SA-2011-11-SA-07	ATTITUDE AND AWARENESS SURVEY	\$24,965.75	\$0.00	\$24,965.75	\$24,965.75	\$24,965.75	\$0.00
	SA-2011-11-SA-08	LA. CO. SAFE COMMUNITIES	\$61,528.80	\$61,528.80	\$61,528.80	\$61,528.80	\$61,528.80	\$0.00
	SA-2011-11-SA-09	AL. CO. SAFE COMMUNITIES	\$16,116.11	\$16,116.11	\$16,116.11	\$16,116.11	\$16,116.11	\$0.00
	SA-2011-11-SA-10	FR. CO. SAFE COMMUNITIES	\$76,907.33	\$60,533.23	\$76,907.33	\$76,907.33	\$76,907.33	\$0.00
<b>Safe Communities Total</b>			<b>\$343,776.15</b>	<b>\$276,824.37</b>	<b>\$343,776.15</b>	<b>\$343,776.15</b>	<b>\$343,776.15</b>	<b>\$0.00</b>
<b>Speed Enforcement</b>								
	SE-2011-11-SE-01	WHP HVE ENFORCEMENT/RADARS	\$231,810.06	\$0.00	\$340,610.06	\$231,810.06	\$231,810.06	\$0.00
<b>Speed Enforcement Total</b>			<b>\$231,810.06</b>	<b>\$0.00</b>	<b>\$340,610.06</b>	<b>\$231,810.06</b>	<b>\$231,810.06</b>	<b>\$0.00</b>
<b>Paid Advertising</b>								
	PM-2011-11-PM-01	PAO PAID MEDIA	\$161,906.16	\$0.00	\$161,906.16	\$161,906.16	\$161,906.16	\$0.00
	PM-2011-11-PM-02	PAO SPORTS TARGETED PD MEDIA	\$180,749.51	\$0.00	\$180,749.51	\$180,749.51	\$180,749.51	\$0.00
<b>Paid Advertising Total</b>			<b>\$342,655.67</b>	<b>\$0.00</b>	<b>\$342,655.67</b>	<b>\$342,655.67</b>	<b>\$342,655.67</b>	<b>\$0.00</b>
<b>NHTSA 402 Total</b>			<b>\$1,996,714.04</b>	<b>\$1,055,661.15</b>	<b>\$2,370,302.38</b>	<b>\$1,996,714.04</b>	<b>\$1,996,714.04</b>	<b>\$0.00</b>
<b>405 OP SAFETEA-LU</b>								
	K2-2011-11-40-51	SEAT BELT SURVEY / NEW METHODOLOGY	\$71,063.92	\$0.00	\$145,022.50	\$71,063.92	\$71,063.92	\$0.00
	K2-2011-11-40-54	OCCUPANT PROTECTION AT THE SPEEDWAY	\$2,894.66	\$0.00	\$2,894.66	\$2,894.66	\$2,894.66	\$0.00
<b>405 Occupant Protection Total</b>			<b>\$73,958.58</b>	<b>\$0.00</b>	<b>\$147,917.16</b>	<b>\$73,958.58</b>	<b>\$73,958.58</b>	<b>\$0.00</b>
<b>405 OP SAFETEA-LU Total</b>			<b>\$73,958.58</b>	<b>\$0.00</b>	<b>\$147,917.16</b>	<b>\$73,958.58</b>	<b>\$73,958.58</b>	<b>\$0.00</b>

18

U.S. Department of Transportation National Highway Traffic Safety Administration

State: Wyoming

Federal Reimbursement Voucher

Page: 3

2011-FINAL

Report Date: 11/30/2011

Reimbursement Info: Total: \$0.00

Posted: 11/30/2011

Claim Period: 09/30/2011 - 09/30/2011

Not Posted In DELPHI

Program Area	Project	Description	HCS Federal Funds Obligated	Share to Local Benefit	State/Federal Cost to Date	Federal Funds Expended	Fed Previous Amount Claimed	Fed Funds Claimed this Period
<b>408 Data Program SAFETEA-LU</b>								
	K9-2011-11-TR-01	REPORT BEAM MAP MODULE	\$0.00	\$0.00	\$82,353.59	\$0.00	\$0.00	\$0.00
	K9-2011-11-TR-05	TRAFFIC RECORDS PROJECT MANAGER	\$148,605.19	\$0.00	\$148,605.19	\$148,605.19	\$148,605.19	\$0.00
	K9-2011-11-TR-06	EMS ELECTRONIC DATA SYSTEM	\$119,224.25	\$0.00	\$119,224.25	\$119,224.25	\$119,224.25	\$0.00
	K9-2011-11-TR-07	GIS/LRS	\$53,190.89	\$0.00	\$53,190.89	\$53,190.89	\$53,190.89	\$0.00
	K9-2011-11-TR-09	EMS TRAVEL AND TRAINING	\$8,394.01	\$0.00	\$8,394.01	\$8,394.01	\$8,394.01	\$0.00
	<b>408 Data Program Incentive Total</b>		<b>\$329,414.34</b>	<b>\$0.00</b>	<b>\$411,767.93</b>	<b>\$329,414.34</b>	<b>\$329,414.34</b>	<b>\$0.00</b>
	<b>408 Data Program SAFETEA-LU Total</b>		<b>\$329,414.34</b>	<b>\$0.00</b>	<b>\$411,767.93</b>	<b>\$329,414.34</b>	<b>\$329,414.34</b>	<b>\$0.00</b>
<b>410 High Fatality Rate</b>								
	K8FR-2011-11-41-01	DR. LICENSE IGNITION INTERLOCK SYS.	\$33,514.74	\$0.00	\$115,215.05	\$33,514.74	\$33,514.74	\$0.00
	K8FR-2011-11-41-03	CITY OF LARAMIE "DRE" CLASS	\$48,185.55	\$0.00	\$48,185.55	\$48,185.55	\$48,185.55	\$0.00
	<b>410 High Fatality Rate Total</b>		<b>\$81,700.29</b>	<b>\$0.00</b>	<b>\$163,400.60</b>	<b>\$81,700.29</b>	<b>\$81,700.29</b>	<b>\$0.00</b>
<b>2010 Motorcycle Safety</b>								
	K6-2011-11-MC-01	MOTORCYCLE SAFETY PROJECTS - WYDOT	\$179,370.95	\$0.00	\$179,370.95	\$179,370.95	\$179,370.95	\$0.00
	<b>2010 Motorcycle Safety Incentive Total</b>		<b>\$179,370.95</b>	<b>\$0.00</b>	<b>\$179,370.95</b>	<b>\$179,370.95</b>	<b>\$179,370.95</b>	<b>\$0.00</b>
	<b>2010 Motorcycle Safety Total</b>		<b>\$179,370.95</b>	<b>\$0.00</b>	<b>\$179,370.95</b>	<b>\$179,370.95</b>	<b>\$179,370.95</b>	<b>\$0.00</b>
<b>154 Transfer Funds</b>								
	154AL-2011-54-AL-01	COMPREHENSIVE ALC. PROGRAM MATERIALS	\$11,536.53	\$5,531.25	\$11,536.53	\$11,536.53	\$11,536.53	\$0.00
	154AL-2011-54-AL-04	TRAFFIC SAFETY RESOURCE PROSECUTOR	\$74,164.98	\$74,164.98	\$74,164.98	\$74,164.98	\$74,164.98	\$0.00
	154AL-2011-54-AL-05	WASCOP - ALC. FACTORS DATA/REPORT	\$48,836.92	\$48,836.92	\$48,836.92	\$48,836.92	\$48,836.92	\$0.00
	154AL-2011-54-AL-06	IPR DUI MONITORING	\$61,314.16	\$61,314.16	\$61,314.16	\$61,314.16	\$61,314.16	\$0.00
	154AL-2011-54-AL-07	WDH / CTP TRAINING	\$22,478.10	\$0.00	\$22,478.10	\$22,478.10	\$22,478.10	\$0.00
	154AL-2011-54-AL-09	SWEETWATER COUNTY DSP	\$8,758.78	\$8,758.78	\$8,758.78	\$8,758.78	\$8,758.78	\$0.00
	154AL-2011-54-AL-10	G. LEADERSHIP / PREVENT IIMPAIRED DR'S.	\$93,726.00	\$84,508.00	\$93,726.00	\$93,726.00	\$93,726.00	\$0.00

10

U.S. Department of Transportation National Highway Traffic Safety Administration

State: Wyoming

Federal Reimbursement Voucher

Page: 4

2011-FINAL

Report Date: 11/30/2011

Reimbursement Info: Total: \$.00

Posted: 11/30/2011

Claim Period: 09/30/2011 - 09/30/2011

Not Posted In DELPHI

Program Area	Project	Description	HCS Federal Funds Obligated	Share to Local Benefit	State/Federal Cost to Date	Federal Funds Expended	Fed Previous Amount Claimed	Fed Funds Claimed this Period
	154AL-2011-54-AL-11	LOCAL INTOXIMETERS/ALCO SENSORS	\$4,380.00	\$4,380.00	\$4,380.00	\$4,380.00	\$4,380.00	\$.00
	154AL-2011-54-AL-13	FR. COUNTY VIDEO WIRELESS SYSTEM	\$16,505.00	\$16,505.00	\$16,505.00	\$16,505.00	\$16,505.00	\$.00
	154AL-2011-54-AL-14	LA. COUNTY DUI COURT ADVANCE TRAINING	\$6,852.74	\$6,852.74	\$6,852.74	\$6,852.74	\$6,852.74	\$.00
	154AL-2011-54-AL-16	WHP DUI O/T - TRAINING	\$81,571.15	\$.00	\$81,571.15	\$81,571.15	\$81,571.15	\$.00
	154AL-2011-54-AL-17	WHP DUI EDUCATION	\$35,549.59	\$35,549.59	\$35,549.59	\$35,549.59	\$35,549.59	\$.00
	154AL-2011-54-AL-18	WASCOP - LOCAL DUI O/T	\$490,828.93	\$416,615.18	\$490,828.93	\$490,828.93	\$490,828.93	\$.00
	154AL-2011-54-AL-19	WASCOP - LOCAL VIDEO CAMERA SYSTEM	\$45,348.28	\$45,348.28	\$45,348.28	\$45,348.28	\$45,348.28	\$.00
	154AL-2011-54-AL-20	WLEA SFST TRAINER / PREREQUISITE	\$7,600.27	\$.00	\$7,600.27	\$7,600.27	\$7,600.27	\$.00
	154AL-2011-54-AL-21	STATEWIDE CTP BLOOD KITS	\$14,250.00	\$14,250.00	\$14,250.00	\$14,250.00	\$14,250.00	\$.00
	154AL-2011-54-AL-23	WHP DUI O/T ENFOR. STURGIS BIKE RALLY	\$12,504.34	\$.00	\$12,504.34	\$12,504.34	\$12,504.34	\$.00
	<b>154 Alcohol Total</b>		<b>\$1,036,205.77</b>	<b>\$822,614.88</b>	<b>\$1,036,205.77</b>	<b>\$1,036,205.77</b>	<b>\$1,036,205.77</b>	<b>\$.00</b>
	<b>154 Paid Media</b>							
	154PM-2011-54-PM-01	WYDOT PAO ALCOHOL MEDIA - 154PM	\$130,956.55	\$.00	\$130,956.55	\$130,956.55	\$130,956.55	\$.00
	<b>154 Paid Media Total</b>		<b>\$130,956.55</b>	<b>\$.00</b>	<b>\$130,956.55</b>	<b>\$130,956.55</b>	<b>\$130,956.55</b>	<b>\$.00</b>
	<b>154 Hazard Elimination</b>							
	154HE-2011-54-HE-01	154HE - FISCAL YEAR 2009	\$1,032,148.42	\$.00	\$1,032,148.42	\$1,032,148.42	\$1,032,148.42	\$.00
	154HE-2011-54-HE-02	154HE - FISCAL YEAR 2010	\$680,194.61	\$.00	\$680,194.61	\$680,194.61	\$680,194.61	\$.00
	<b>154 Hazard Elimination Total</b>		<b>\$1,712,343.03</b>	<b>\$.00</b>	<b>\$1,712,343.03</b>	<b>\$1,712,343.03</b>	<b>\$1,712,343.03</b>	<b>\$.00</b>
	<b>154 Transfer Funds Total</b>		<b>\$2,879,505.35</b>	<b>\$822,614.88</b>	<b>\$2,879,505.35</b>	<b>\$2,879,505.35</b>	<b>\$2,879,505.35</b>	<b>\$.00</b>
	<b>164 Transfer Funds</b>							
	164HE-2011-64-HE-01	164HE - FISCAL YEAR 2009	\$1,552,755.46	\$.00	\$1,552,755.46	\$1,552,755.46	\$1,552,755.46	\$.00
	164HE-2011-64-HE-02	164HE - FISCL YEAR 2010	\$5,829,664.00	\$.00	\$5,829,664.00	\$5,829,664.00	\$5,829,664.00	\$.00
	164HE-2011-64-HE-03	164HE - FISCAL YEAR 2011	\$1,315,737.92	\$.00	\$1,315,737.92	\$1,315,737.92	\$1,315,737.92	\$.00
	<b>164 Hazard Elimination Total</b>		<b>\$8,698,157.38</b>	<b>\$.00</b>	<b>\$8,698,157.38</b>	<b>\$8,698,157.38</b>	<b>\$8,698,157.38</b>	<b>\$.00</b>

U.S. Department of Transportation National Highway Traffic Safety Administration

State: Wyoming

Federal Reimbursement Voucher

Page: 5

2011-FINAL

Report Date: 11/30/2011

Reimbursement Info: Total: \$.00

Posted: 11/30/2011

Claim Period: 09/30/2011 - 09/30/2011

Not Posted In DELPHI

Program Area	Project	Description	HCS Federal Funds Obligated	Share to Local Benefit	State/Federal Cost to Date	Federal Funds Expended	Fed Previous Amount Claimed	Fed Funds Claimed this Period
164	Transfer Funds		\$8,698,157.38	\$0.00	\$8,698,157.38	\$8,698,157.38	\$8,698,157.38	\$0.00
	Total							
	NHTSA	Total	\$14,238,820.93	\$1,878,276.03	\$14,850,421.75	\$14,238,820.93	\$14,238,820.93	\$0.00
	Total		\$14,238,820.93	\$1,878,276.03	\$14,850,421.75	\$14,238,820.93	\$14,238,820.93	\$0.00



I CERTIFY, that in accordance with the laws of the state and under the terms of the approved program(s) area that actual costs claimed have been incurred and have not previously been presented for payment. (APPROVAL AND PAYMENT ARE SUBJECT TO ADJUSTMENT, YEAR-END AUDIT OR OTHER APPROPRIATE REVIEW)

State Official:

21



# **ACCOMPLISHMENTS & HIGHLIGHTS**



## **FY 2011 Accomplishments/Highlights of Highway Safety Efforts**

FY 2011 highway safety efforts in Wyoming were focused on the data driven program areas of Impaired Driving, Occupant Protection and Speed Enforcement. These program areas were supported by paid media, efforts of the Wyoming Seat Belt Coalition, efforts of the Wyoming Association of Sheriffs and Chiefs of Police, efforts of Safe Communities' Coordinators and overtime law enforcement grants.

### Accomplishments and Projects in Process

The Highway Safety Office (HSO) and many of its sub grantees participated in national, state and local highway safety campaigns throughout FY 2011. New for FY 2011 was the Sturgis Motorcycle Rally campaign. During calendar year 2009 there were 13 motorcyclist crash fatalities in Wyoming. In calendar year 2010 that number increased to 31. In response, during FY 2011 the Highway Safety Office targeted the annual Sturgis Motorcycle Rally for a special highway safety campaign. The campaign involved a mix of media messaging and overtime grants for high visibility law enforcement involving several agencies.

As of November 8, 2011 there were 15 motorcycle fatalities in calendar year 2011. While these are not year-end statistics, the reduction to date from 2010 is an improvement. Also, where there were 9 motorcycle crash fatalities in the month of August 2010 (i.e. Sturgis month) there were 4 such fatalities in August 2011. While any crash fatality is one too many, the reduction in motorcycle crash fatalities during the Sturgis Rally in August 2011 is encouraging.

Executive Order 2011-7, signed by Governor Matthew H. Mead on September 16, 2011 created a new Council on Impaired Driving. The new Council shall: 1) Serve as a forum for research, discussion and planning to reduce the incidence of impaired driving in Wyoming; 2) Identify priority issues and prevention strategies related to impaired driving; 3) Develop plans to implement strategies, including implementing the multi-agency Strategic Plan to Reduce Impaired Driving in Wyoming\*; 4) Recommend content and timing of public awareness and education efforts related to impaired driving; and 5) Report to the Governor.

\*This reference is, in part, to "A Strategic Plan to Reduce Impaired Driving in Wyoming," September 2010, prepared by the Leadership Team to Prevent Impaired Driving for former Governor Dave Freudenthal. Thus, Governor Mead's new Council will consider furthering the work of former Governor Freudenthal's Leadership team in addressing Wyoming's challenges with impaired driving.

It is anticipated that Governor Mead's Council on Impaired Driving will be active in FY 2012 with the recent past appointment of Ernest Johnson of Johnson and Associates to serve as the Council's facilitator. Gubernatorial designations of Council co-chairs and naming of Council members are to follow.

The week of September 19 – 23 marked the start of a series of media coordinators meetings under a HSO funded grant with the Wyoming Association of Sheriffs and Chiefs of Police (WASCOP). Media messaging is crucial to our goal of reducing traffic crashes, deaths, injuries and associated economic losses. The Wyoming Association of Sheriffs and Chiefs of Police (WASCOP) currently coordinates enforcement activities with 50 law enforcement agencies in 22 of Wyoming's 23 counties. WASCOP has received grant funding to establish a method by which every county in Wyoming will have a grant funded traffic safety media coordinator. This



individual(s) will be responsible for localizing statewide branded messaging and for coordinating local earned media activities.

During FY 11 the National Highway Traffic Safety Administration (NHTSA) concluded a Management Review of the HSO for fiscal years 2009 – 2011. A finding related to timekeeping deficiencies of some sub grantees prompted HSO training of a small number of affected sub grantees in August and September. This training was acknowledged as necessary by the HSO in its review of NHTSA's Management Review and accomplished by the issuance of NHTSA's final draft of its Management Review. Going forward, the HSO anticipates doing additional sub grantee training in FY 12 as part of its grants management oversight.

In September 2011 the HSO resumed publication of a newsletter. [*Vol. Quarter 3*] The initial newsletter included articles in the following subject matter areas: 1) New HSP Supervisor; 2) Sub Grantee Training; 3) FY 11 Close out; 4) Media Coordinators; 5) Sturgis 2011; 6) Incentive Items; 7) WY Drivers Survey 2011; 8) NHTSA Homepage; 9) WYSBC Meeting and 10) Contact Us. This quarterly newsletter is primarily for the benefit of our sub grantees, but also, for other interested persons or entities. The newsletter is only available electronically via e-mail (sub grantees and interested persons/entities list) or our web page on WYDOT's website.

Also in September 2011 the HSO started the process of changing our seat belt messaging from "Click It Don't Risk It" to NHTSA's national tag line "Click It or Ticket." We are transitioning with messaging of "Don't Risk It – Click It or Ticket." This stronger messaging is consistent with the efforts of the Wyoming Highway Patrol and local law enforcement agencies to increasingly write citations for persons who are found to be not buckled up during probable cause stops. Implementation of our transition in seat belt messaging will be a focal point of our grant managers work with our sub grantees in FY 12.

### Challenges

- 1) Impaired Driving – Approximately 1/3 of all persons arrested and taken to jail in Wyoming in 2010\* were for impaired driving. [*Alcohol and Crime in Wyoming 2010, Wyoming Association of Sheriffs and Chiefs of Police, page 6*] The average reported blood alcohol content for DUI arrests statewide was 0.1525. [*Ibid, page 6*] In Wyoming, a person driving with a blood alcohol content of 0.08 is legally presumed to be impaired. [*Ibid, page 6*] More work remains to be done to convince motorists to not drink and drive.

\*2011 data was not available as of the printing of this Annual Report.

- 2) Seat Belt Usage – The results of the 2011 statewide survey of Wyoming indicate that 82.6 percent of vehicle occupants were belted. While the 2011 results are approximately four percent (4%) higher than Wyoming's 2010 results, both results fall short of the 2010\* national average of 85% for observed seat belt usage. Of Wyoming's 153 crash fatalities in 2010\*, 67.5% were not wearing their seat belts. More work remains to be done to persuade motorists to buckle up to protect themselves in the event of a traffic crash. A primary seat belt law in Wyoming would increase seat belt use and save lives. [*Survey Source: Wyoming Statewide Seatbelt Use, June 2011, conducted by WYDOT contracted consultant DLN Consulting, Inc.*]

\*2011 data for these categories was not available as of the printing of this Annual Report.

- 3) Law Enforcement – Many Wyoming law enforcement agencies struggle to maintain full staffing. These agencies are at a competitive disadvantage with salary and benefits packages offered by Wyoming's energy industry. As a result, law enforcement agencies are often faced with requiring personnel to work longer hours for coverage. Often, this involves twelve (12) hour shifts. In turn, officers working these shifts are faced with striking the balance between necessary time off to recharge versus working HSO administered overtime grants to supplement their income.



# **PROGRAM SUMMARIES:**

**Impaired Driving  
Occupant Protection  
Speed Enforcement  
Paid Media  
Traffic Records  
Motorcycle Safety**



## Impaired Driving

### Total Expenditures

410 Funds	\$ 81,700.29
154AL/PM Funds	\$1,167,162.32

### Achievements

- Of the 410 and 154AL/PM funding listed, approximately 40% of the funding was expended by 24 local law enforcement agencies plus the Wyoming Highway Patrol resulting in 466 DUI arrests during overtime efforts in FY2011. The 466 DUI arrests in FY2011 was a 40.4% increase compared to 332 DUI arrests in FY2010.
- An Executive Order by Governor Mead was announced to the press on September 16<sup>th</sup>, 2011 to establish a Governor's Impaired Driving Council to consider recommendations in "A Strategic Plan to Reduce Impaired Driving in Wyoming" completed in FY2010.

### Key Projects

#### Wyoming Chemical Testing Program - Training and Equipment

Upon request, the Department of Health, Chemical Testing Program (WCTP) assists the HSO by selecting sites in need of stationary alcohol testing devices, configuration, calibration, repairs and training. The HSO provided training and equipment in this effort. New to the equipment effort this year was the funding of an Alco Sensor V which has enhanced capabilities that will be useful in training Law Enforcement officers on the use of Breath Alcohol equipment to aid in the WCTP's efforts to assist Law Enforcement in getting impaired drivers off the road. The HSO also provided funding for WCTP staff to attend a course on Drugs, Driving and Highway Safety, and also the nationally acclaimed Robert F. Borkenstein Course on Alcohol and Highway Safety. This course covered everything from breath alcohol instruments to alcohol pharmacology and metabolism. This course was a very important training tool for all forensic toxicologists and the reference materials obtained during this course are a valuable added benefit.

#### Laramie County DUI Court

Court is one of the few courts in the State that specifically targets drinking and driving. The DUI Court went to a national conference as a team and brought back many new ideas. The DUI Court team, voted on, and put into effect locally: 1) entry to DUI Court program instead of cash bond which benefits the community as people are entering into treatment and supervision much sooner, 2) people should not be terminated from DUI Court, 3) relapse prevention plans of each participant should be provided to entire team. Treatment plans were previously maintained at the treatment facility only, 4) application for phase movement, 5) DUI Victim Impact Panel attendance prior to phase movement, I to II. All of these ideas are keeping the community safer.

#### City of Laramie DRE Training

The fifth Drug Recognition Expert Preliminary School and Basic school was completed in Laramie, Wyoming. Eighteen Wyoming students from twelve different agencies completed the classroom portion of the training. The training included two alcohol workshops where

volunteers were brought in and dosed with alcohol to the point where they exhibited physiological effects of being under the influence of a central nervous system depressant.

The 18 students were divided into three separate groups for field certifications in Phoenix, Arizona, Salt Lake City, Utah and Denver, Colorado. Evaluations were conducted at Maricopa County Jail in downtown Phoenix, the Salt Lake City area and the Denver Justice Center. All candidates were able to get their necessary evaluations and satisfactorily completed their final knowledge exams and are now certified DRE's.



Since the certifications were completed, the newest Wyoming DRE's have already completed over 20 field evaluations on a variety of charges. A majority of the evaluations were performed on subjects who had been arrested for Driving Under the Influence.

Wyoming is now up to 85 total DRE's around the State. The DRE's have all been trained to enter their evaluations on the DRE Evaluation Tracking Website. Currently, 67 of the 85 DRE's are up-to-date with their entries. Of the 67 DRE's, a total of 216 Training Evaluations were completed since October 1, 2010 and a total of 115 enforcement evaluations have been completed in that same time period. Of the evaluations entered, an overall 76.0% of the DRE opinions were supported by toxicology. The minimum standard for this is 75%.

Since the inception of the program, Wyoming DRE's have entered a total of 851 training evaluations and 655 enforcement evaluations with an overall 82.42% of the evaluations supported by toxicology. One area of concern remains the Cannabis category. 479 of the Cannabis suspects completed toxicology and 410 of those were confirmed Cannabis, giving an overall 85.59% rate of opinion supported by toxicology. In many other states, Cannabis is the highest category confirmed by toxicology with most states in the high 90's on their confirmation rate. It is suspected that the limitations of the State Laboratory testing procedures have contributed to this low rate. These testing limitations are also believed to be responsible for the low confirmation rate for Depressants (96 of 148 for a 64.86% confirmation rate), Hallucinogens (0 of 11 for a 0.00% confirmation rate), Dissociative Anesthetics (3 of 11 for a 27.27% confirmation rate), Narcotics (154 of 196 for a 66.67% confirmation rate), and Inhalants (4 of 6 for a 66.67% confirmation rate). The implementation of the newly procured LCMS/MS is expected to dramatically improve these rates.

#### Governor's Leadership Team to Prevent Impaired Driving

The Leadership Team (Team) held a press conference to present its recommendations to the public from "A Strategic Plan to Reduce Impaired Driving in Wyoming" report that was given to former Governor Freudenthal in September 2010. (Recommendations were listed in the Annual Report for 2010) A new governor, Matt Mead, was elected in November 2010, so the Team began work with Tony Young, the Governor's Chief of Staff. The Team reviewed the implementation "first steps" from the "Strategic Plan" recommendations.



The Team planned and held the Governor's Impaired Driving Conference on May 3-5, 2011 in Laramie that targeted law enforcement from Wyoming and Colorado, judges, toxicologists and prosecutors throughout Wyoming. There were 148 people registered for the conference and 240 registered for the Governor's Award Banquet where law enforcement officers were recognized for their DUI enforcement efforts.



The Leadership Team through their recommendations supported the work of the E-citation working group. The E-citation working group was established in 2009 with funding requested from the legislature to develop the technical infrastructure needed to support the system. The Wyoming Supreme Court and the Wyoming Highway Patrol continue to work together with all efforts focused exclusively on the e-citations for DUI offenses.

### Traffic Safety Resource Prosecutor (TSRP)

Since the passage of the new DUI law on March 3, 2011, the vast majority of phone calls and questions received by the TSRP were from prosecutors, judges, and law enforcement were based on this new law. While many members of law enforcement and prosecutors in Wyoming were very familiar with the law and what it entailed, others seemed unaware that the new DUI law was even in place.

Prior to the new law being passed by the State legislature, the TSRP was asked by Wyoming State Senator Keith Gingery to do research on the constitutionality of the new law. Upon completion of the articles and research with assistance from the South Dakota TSRP, the TSRP testified at the legislative session regarding the constitutionality and enforceability of the new proposed DUI Law.

On May 3-5, 2011, the Governor's Leadership Team on Impaired Driving held a DUI Conference. The conference was attended by law enforcement and prosecutors from all over the State where the basics of the new DUI law was presented. At the conclusion of the presentation, a panel was formed which included law enforcement, a District Court Judge, to field questions regarding the new law and discussed with the large group how to proceed. There was considerable media coverage at the event. Immediately after the conference, in partnership with the prosecutor's association a comprehensive "Electronic Warrant" sheet was created that could be used by every prosecutor in the State as well as Circuit and District Court Judges. The goal of the Warrant sheet was to streamline the process which would allow arresting officers to obtain a warrant to search a suspect's blood, breath, or urine. The final copy was approved by WASCOP and posted on the website.

In conjunction with the new DUI law taking effect on July 1, 2011, the COPS IN COURT training includes a one hour segment dedicated to the new DUI law. A copy of the presentation is available on the website at [www.wyomingtsrp.com](http://www.wyomingtsrp.com). The focus of the presentation is on preparing police officers for court. This included a discussion of how the law works, and what resources are available. A new Implied Consent card was created by WYDOT Driver Services for Law Enforcement Officers to use with stopped motorists also on the website.



The newsletter represents a departure from other TSRP positions in that it comes out monthly as opposed to quarterly. The articles are relevant to prosecutors and law enforcement with much of the material made available by NHTSA, the National District Attorneys Association (NDAA) and the National Traffic Law Center (NTLC). To read any past or current newsletters visit the TSRP website at [www.wyomingtsrp.com](http://www.wyomingtsrp.com).



Other presentations available in addition to COPS IN COURT, are OVERCOMING DUI DEFENSES, TOP TWENTY TIPS FOR PROSECUTING A DUI, and THE NEW DUI LAW.

#### Law Enforcement Coordinator

Johnson and Associates was contracted by the Wyoming Highway Safety Office to assist in the administration and coordination of the Law Enforcement Selective Traffic Enforcement Program grants program for FY2011. Overall, this year's efforts proved to be successful in streamlining the grants administration process, for enhancing coordination of law enforcement activities in the state and for making traffic safety a priority concern for law enforcement administrators statewide.

A number of changes that were instituted during the previous fiscal year continued to be refined and improved upon during this year – specifically, in the grant application process, the reporting of grant activity and the process for reimbursement. More effective use of highway safety grant funds by Wyoming's law enforcement community has been, and will continue to be, a priority focus for the Traffic Safety Committee.

Toward that end, the Committee has instituted evaluation criteria for all grantee agencies that will now include productivity and local traffic crash data in the analysis. This newly developed evaluation criteria will be used by the Traffic Safety Committee in the process of making decisions relative to an agency's grant eligibility status in the future. The Committee has also assumed the responsibility for devising a new grant funding formula for awarding grant funds in the future. The funding formula that has been devised and implemented by the Committee is problem-based and data driven. The new formula was completed and used in awarding FY2012 grant funds.

Considerable effort this year was dedicated in transitioning towards having the Wyoming Association of Sheriffs and Chiefs of Police (WASCOP) accept a greater role in directing and coordinating Wyoming's law enforcement's traffic safety activities. The Highway Safety Office managers, Johnson and Associates staff and the Executive Board for WASCOP resolved a host of issues enabling the Highway Safety Office to contract with the WASCOP to assume grant administration and coordination responsibilities for FY2011. A contract between WASCOP and Johnson and Associates to provide essential staff and project management services, as it has for the previous two years, was also finalized. Subsequently, the transition of 2 grant administration responsibilities to WASCOP for FY2011 was accomplished in a seamless manner and, for the most part, trouble-free for all grantee agencies.

Specifically, the following targeted administration and coordination objectives were accomplished during FY2011:

- o Establishing traffic safety as a priority concern statewide among Wyoming law enforcement administrators – by the creation of and regular meetings conducted by the Standing Committee on Traffic Safety.
- o Working towards making Wyoming law enforcement's use of highway safety grant funds more effective in the future – by having WASCOP provide critical input and agreeing to be more involved in the decision-making process for evaluating grantee agency performance; and by WASCOP devising a more effective/equitable formula for awarding highways safety grant funds in the future.

o Conversion to an events-based focus for all grant enforcement activities was well received by the law enforcement agencies during the previous year and has now become institutionalized. Grant funded law enforcement activities are now more focused and effective.

o The new activity reporting system that allowed reports to be submitted electronically was refined and is now being used by grantee agencies without issues.

o Communication, interaction and records documentation among and with department personnel continue to be facilitated by the online project management sites that have been created for individual departments and for the Grants Network. Departments are now quite familiar with the system and use them more readily.



o A new project intended to increase earned media efforts across the state and make the enhanced traffic enforcement effort more visible to the public will be implemented in FY2012. Each county will now have at least one media coordinator that will be responsible for increasing the public's awareness in highway safety. Toward that end, the Wyoming Highway Safety Office and Johnson and Associates hosted five regional Highway Safety Media Coordinators meetings across the state for all agencies that were receiving grant funding. These meetings were instrumental for providing essential information about the new project, agency requirements and for providing media materials for the first three months of FY2012.

o Additional grant funds were provided to the agencies impacted by the Sturgis Motorcycle Rally. Representatives from the agencies that participated attended a meeting where the grant requirements were explained and media materials distributed the previous month.

o Agencies did a great job of distributing the posters and got additional media through news articles and letters to the editors. The goal of this additional grant effort was to reduce the number of motorcycle fatalities in our state during this period of time. Motorcycle fatalities were reduced by more than in half during August 2011 as compared to August 2010. Plans are underway to replicate this effort statewide next year.

o Johnson and Associates staff assumed the responsibility to ensure fiscal accuracy and grant activity reporting for this year. This added responsibility was critical for WASCOP agreeing to assume these fiscal responsibilities this year.

o The grants coordinator provided assistance to a number of agencies by phone, email and on-site visits. The law enforcement grants manager and coordinator were also very visible, available and promoted the value of the law enforcement highway safety grants program at a number of law enforcement conferences during this year.

o Formal audits of three departments were also conducted by the coordinator and the law enforcement grants manager. All agencies audited performed well.

o Agencies have now become accustomed to Johnson and Associates staff administering the grants process and handling the coordination of law enforcement highway safety grant activities

on behalf of the Highway Safety Office and the Wyoming Association of Sheriffs and Chiefs of Police.

o A detailed reporting system of all data collected has now been implemented. Events are summarized, as well as individualized in the reports to facilitate better analysis. Crash data is aggregated along with grantee's productivity for comparison from year to year. All reports have been submitted to the Highway Safety Office in PDF format.

o **BOTTOM LINE:** The efforts that have been underway during the previous years to streamline the grant process, to use a problem-based approach for allocating grant funds and establishing a more comprehensive method of evaluating grant agency performance appear to be making a difference – statewide, agency involvement and productivity is up while traffic crashes are down for the year.

### WHP DUI Education

The grant allowed overtime for Troopers to go into the community, public schools and various health and safety fairs to educate people about the dangers of Impaired Driving. In order to assist the Troopers in educating the public, the grant enabled us to provide overtime to troopers to reach more people without sacrificing public safety by reducing the amount of troopers patrolling our roadways. Our educational efforts are increasing as we see an increase in community awareness.



The golf cart used for impaired driving simulations has been a great success. The drivers of the golf car were given the opportunity to drive the car with and without Fatal Vision goggles. Without fail, the driver would show poor driving skills with the use of the Fatal Vision goggles. The golf car was used numerous times throughout the year and is very popular. The golf car was found to be useful in educating drivers to the dangers of "Texting" and driving. We

continue to use the **SIDNE (Simulated Impaired DrivINg Experience)** to demonstrate the effects alcohol and drugs have on people in a controlled environment. The grant paid for travel expenses for Troopers to give DUI Education training throughout the state.

We provided public service announcements to each division to perform on local radio broadcasts about the Report Every Drunk Driver Immediately and Impaired Driving program. We purchased several incentive items to go with the safety education talks. Some of the incentive items purchased includes pens, key fobs, foam cars, plastic badges, note pads, and stickers. Award plaques were purchased to recognize the top DUI enforcement Division in each district during the Labor Day Mobilization.



A total of 23,475 people received an educational message from Troopers and Staff on the effects of Impaired Driving across the state. This is a tremendous effort by our committed employees in an ongoing attempt to decrease Impaired Driving and reducing fatalities in Wyoming.



In summary, the funding provides manpower and supplies to help the Wyoming Highway Patrol get out into the communities and schools to educate people on the devastating consequences of Impaired Driving. We will continue our efforts in educating everyone in Wyoming on all of the safety issues that are claiming the lives of the motoring public.

### Traffic Safety Committee

The Wyoming Association of Sheriffs and Chiefs of Police contracted with the Wyoming Highway Safety Office to assist in and coordinate law enforcement traffic activities through a committee of law enforcement professionals. WASCOP has a standing committee on traffic safety consisting of approximately eight members represented by county and municipal law enforcement with representation from the Highway Safety Office.

The committee met several times throughout the year to initiate and implement changes to the 2012 application process for DUI/HVE funding, as well as approving a formula based allocation process. Issues which were reviewed by the committee included:

- New electronic crash report and interfaces needed to interface with various records management systems
- Funding formulas and evaluation templates for local DUI/HVE enforcement grants
- Evaluation of "Best Practice" strategies to increase traffic safety
- Seatbelt Policy – Mandatory for grant participation
- Hourly rate formula - \$50 cap on hourly rate
- Media Coordinator grant – funding for local participation and distribution of campaign media materials
- In-kind Match requirement
- Requirement for submission of a quarterly "Crash Report"

The efforts of the Traffic Safety Committee and support for a stream lined process for evaluation as well as funding approval has been well received by the law enforcement community. Issues were addressed and moved through a recognized process generally accepted by Wyoming law enforcement.

The Traffic Safety Committee was a positive and well received addition to add a generally more acceptable process for setting standards and guidelines for law enforcement in Wyoming and its continued participation will be a valued partnership.

### DUI Overtime Enforcement (Local and State)

State and local law enforcement agencies requested and worked overtime hours to target alcohol impaired driving and preempt its involvement in crashes. The overtime also increased their visibility and traffic enforcement time on state roadways. All overtime/high visibility grants are encouraged to utilize their contact time to support child restraint and seat belts laws through education, warnings and citations. Activity reports are provided to capture this information. DUI

appropriate equipment was funded. A total of 24 law enforcement agencies plus the WHP, serving 85% of Wyoming's population, supported impaired driving reduction efforts.



There were 466 DUI arrests made during overtime efforts in FY2011 compared to 332 in FY2010. This was a 35% increase in activity by the local law enforcement and a reduction of 5% with the Wyoming Highway Patrol. There were 779 other citations issued in the course of working DUI, and High Visibility Enforcement (HVE) grants. In addition to equipment allowances within overtime grants, HSO provided funding for speed radars (Not part of EUI effort), video camera's, PBT's (Portable Breath Testers), and Intoximeters, to support local law enforcement agencies in their effort to reduce impaired driving both during and in between traffic safety campaigns.

#### National August Impaired Driving Crackdown

##### Law Enforcement

All Wyoming law enforcement grantees participated in the National August Impaired Driving Enforcement Crackdown safety campaign. This was a requirement of their grant. The results were, 733 O/T hours worked that resulted in 43 DUI Arrests, 37 Seat Belt Citations, 8 Child Restraint Citations, 115 Speeding Citations, and 1,208 other contacts or citations. Information is provided in the Addendum of this report.

##### Safe Communities

Albany Safe Communities Kicked off the "Worst Night Ever" campaign throughout the community and on both the University of Wyoming and the WyoTech campuses. This campaign is to educate residents and students about the stiffer DUI ordinance in the City of Laramie. The website address is: <http://www.duisblow.org>. The coalition has partnered with the UW SafeRide and distributed SafeRide neon signs to 15 local bars; distributed t-shirts with the website on the front and the top 5 DUI consequences on the back. The UW SafeRide staff will be wearing the t-shirts when on duty throughout the campaign. It will be a year-long campaign.



Earned media was generated from this campaign and stressed the August Crackdown.

Fremont County Safe Communities placed ads from the NHTSA website into all three county papers. The coordinator and members of the coalition were on three local radio stations on their talk shows to support the law enforcement efforts and talked about the problem of DUIs in Fremont County. Letters to the Editor for each of the papers were sent in by various members of the coalition to support law enforcement efforts to reduce the number of impaired drivers on the roadways. Beverage napkins and BAC cars were distributed to the bars throughout the county. Radio spots from NHTSA's website were sent and played on local radio stations.

Laramie County Safe Communities displayed a DUI banner in the Laramie County Community College Rodeo Arena and another at the Cheyenne Depot Plaza in August where each Friday night over 200 people listened to the bands and drank beer. Both DUI posters and coasters were distributed to the local bars, restaurants and pubs through the partnership with the Laramie County Liquor Association. A display booth at the Wyoming Trauma Conference held in Cheyenne August 18-20, 2011 shared DUI materials and the message to designate a sober driver.

Natrona County Safe Communities posted billboards with the "Drunk Driving...Over the Limit...Under Arrest" message throughout the Casper Area. Coalition members participated in the Duck Derby on August 27<sup>th</sup> where 2-3,000 people attended spreading the same message. DUI posters and beverage napkins were distributed to the bars throughout the county. A press release was sent to all media about the law enforcement efforts to reduce impaired driving in the county. The CARTE (Combined Accident Reduction Team Enforcement) operations were scheduled for over the Labor Day weekend to focus on reducing impaired driving.

#### Media

TV and radio media, print ads, and billboards were used to promote the "Drunk Driving...Over the Limit...Under Arrest" message with a total of \$52,000 expended. There were approximately 5,000 TV and 5,000 radio paid advertisements during this period. For earned media, there were 20 TV news stories aired, 50 radio news stories and 20 print news stories run in addition to the activities in the four Safe Communities mentioned above.

#### Speed Enforcement

Speed Enforcement projects provide the opportunity for local law enforcement and the WHP to target speeding issues and reduce its involvement in crashes. Additionally, the project increases their visibility, the number of traffic enforcement hours and perception of heightened enforcement on the roadways. All overtime high visibility subgrantees are encouraged to also use their contact time to support child restraint and seat belt laws through education, warnings and citations.

**buzzed**  
driving is  
**drunk**  
driving  
designate a sober driver

There were 6,852 Speeding Citations issued during overtime efforts in FY2011, compared to 4,012 speeding citations issued during overtime efforts in FY 2010 which was an increase of 70.8%. Wyoming Highway Patrol worked a total of 1,097 hours during Speed Enforcement, and had 9 DUI arrests during the Speed Enforcement Grant activities. Local law enforcement worked a total of 1,289 O/T hours during FY2011. In those hours they issued 288 speeding citations, 3 Child Restraint citations, 17 Seat Belt citations, and made 11 DUI arrests. An

additional 346 other citations were issued by those working high visibility enforcement. In addition to equipment allowances within overtime grants, HSO provided funding for speed radars, video cameras, PBT's (Portable Breath Testers), and Intoximeters, to support local law enforcement agencies in their effort to reduce impaired driving both during and in between traffic safety campaigns. Information is provided in the Addendum.

#### Sweetwater County DSP Program

The Sweetwater County DUI Supervised Probation (DSP) program has operated under the Sweetwater County Juvenile Probation Department. The program continued to see a monthly



increase in clients with a total of 168 clients referred to DSP through the court system. The program receives clients sentenced through the Rock Springs Municipal Court, the Rock Springs Circuit Court and the Green River Circuit Court. The DSP works closely with the treatment providers in the community to ensure that the DSP clients are complying with any court ordered recommended alcohol treatment. There are currently four agencies that provide alcohol evaluations and treatment options in Sweetwater County. One agency is located in Green River eliminating the need to travel to Rock Springs for these services. Only one of these organizations currently provides treatment on a sliding –fee scale to accommodate those unemployed or on lower fixed incomes, which continues to be a problem with the current economic conditions.

Other community organizations that are utilized by the DSP office on a regular basis include law enforcement agencies, the public defender's and prosecuting attorney's offices, the Department of Family Services, Veterans Services, Vocational Rehabilitation, local Drug and Alcohol Testing Facilities, community service recipients, Star Transit, ignition interlock providers and local 12 Step public meeting groups.

The Access database used by the DSP to track the number of DSP clients, statistical information, DUI history, court information, and compliance continues to be updated and utilized. Reports from this database are given to the sentencing courts each month to allow judges to monitor clients' compliance.

From October 1, 2010 to September 30, 2011 there were a total of 1809 client contacts made during this third year of the WYDOT grant. Client contacts consist of actual face-to-face contacts along with limited telephone visits. There was a program total of eleven clients, out of a total of 168, that had been charged with an additional DUI. Eight have been revoked from the program and three are awaiting court proceedings. Overall, (6.54%) DUI recidivism has occurred with DSP clients since the program's inception in October 2008. The DSP program is committed to reducing DUI recidivism in Sweetwater County by ensuring that convicted DUI offenders comply with the conditions of probation imposed by the courts. With the sustained operation of Sweetwater County DSP the county will be a safer place to drive and should continue to save taxpayers the overall expense involved with DUI offenders.

### Evaluation of Alcohol Factors

The high percentage of alcohol-involved arrests in Wyoming, the inordinate number of arrests for public intoxication and driving under the influence - and the reported high level of blood alcohol content equaled or surpassed the statistics recorded during each of the previous three years. The statistics contained in this report identify serious public safety concerns which hopefully will prompt further discussion and analysis by local law enforcement, citizens and state/community leaders. Detailed charts and graphs of this data are provided in the Data/Statistics section of this report. The number and percentage of arrests are provided for every listed category of concern on a statewide basis, as well as by county and by law enforcement agency for more in-depth comparison purposes. Listed below are a few of the noteworthy alcohol related statistics and findings in this report.

- **Alcohol was a factor in 72.03% of the custodial arrests in Wyoming**
- **Alcohol was involved in 75.22% of the misdemeanor arrests**
- **Arrests for Public Intoxication accounted for 16.99% of all arrests statewide**
- **The average blood alcohol content for all persons arrested for public intoxication was 0.2317**

- Driving under the influence (DUI) arrests accounted for 35.83% of all arrests statewide
- 2.6% of the arrests for DUI involved drugs
- 12.97% of traffic crashes resulting in arrests involved drugs
- The average BAC reported for 564 traffic crashes that involved alcohol was 0.1659
- The average blood alcohol content (BAC) reported for 5,862 persons arrested for driving under the influence statewide was 0.1525
- 46% of the persons arrested for driving under the influence had average blood alcohol content above 0.16
- 6.93% of all persons arrested for driving under the influence (DUI) were under the age of 21

(Full report can be found on the WYDOT website: <http://dot.state.wy.us/safety>.)

### Other Programs

Other programs that work to reduce alcohol related crashes are the four safe communities: Albany Safe Communities, Fremont County Safe Communities, Laramie County Safe Communities and Natrona County Safe Communities; the Cheyenne CLICK program; and the Cheyenne Metropolitan Planning Organization(MPO). Each of the safe communities work in partnership with law enforcement, media, major employers, health, citizen advocates to implement an annual effort to reduce impaired driving.

The Cheyenne CLICK program works within the Laramie County School District #1 in all levels of the schools to spread the message to not drink and drive nor ride with an impaired driver. The Cheyenne MPO have worked closely with the Laramie County Liquor Association and community advocates to develop an alternative transportation program to reduce the number of impaired drivers on the county roadways.



### **Impediments to Achievements**

- Limited funding for dedicated DUI Courts
- Limited time of Legislative sessions in which to enact comprehensive DUI laws (Rotating annual legislative sessions, 40 day general session year followed by a 20 day budget session)
- Limited citation and adjudication data availability
- Law enforcement staffing challenges
- No combined municipal/county prosecutor association

### **Future Strategy**

- Provide further funding assistance for SCRAMx units in DUI and Drug/DUI hybrid courts
- Continue to fund the Wyoming Prosecutor's Association Traffic Safety Resource Prosecutor until permanent funding is available
- Pursue a judicial liaison (JOL) through the judicial association



- Assist the work of the new Governor's Council on Impaired Driving in its consideration of the "Strategic Plan to Reduce Impaired Driving in Wyoming -2010"
- Work with the new Statewide Safe Communities Coordinator to help communities identify and address local impaired driving challenges
- Work with the newly formed Law Enforcement Media Coordinators to help get the impaired driving message out on a local basis throughout the year
- Continue the WASCOP Traffic Safety Committee to address traffic safety enforcement and productivity

## Occupant Protection

### Total Expenditures

402 Funds	\$ 877,053.06
405 Funds	\$ 73,958.58

### Achievements

- A seat belt bill was successfully introduced that would have increased the driver's fine from \$25 to \$75. It passed the Senate but was unsuccessful in the House.
- The completion of a management review of the Wyoming Seat Belt Coalition's initiatives since its inception in order to identify a more appropriate role and to increase its effectiveness.
- Increased awareness among key state policymakers: the hiring and involvement of the State Occupational Epidemiologist who is an active member of the Coalition.
- Proper child restraint use for children age 0-8, observed at Child Passenger Safety Check Up Events, increased from 23.75% in September 30, 2010 to 27.98% by September 30, 2011.
- The percentage of unbelted fatalities decreased slightly from 70.5% in 2009 to 67.9% in 2010.
- The Statewide seat belt observational survey usage rate increased from 78.9% in 2010 to 82.6% in 2011 with in-state usage increasing from 77.3% in 2010 to 81.7% in 2011.
- 81 Alive At 25 classes were held statewide with 1,276 students attending.
- The 2011 calendar year re-certification report for CPS technicians continues to highlight Wyoming as a leader in the re-certification with a rate of 76%.

### Key Projects

#### The Wyoming Seat Belt Coalition

The Coalition made significant strides this year in becoming more visible and effective in its efforts to bring the concern for the number of unbelted drivers in Wyoming to the public's attention. A primary seatbelt enforcement bill was introduced during the 2011 Legislative Session—it also included an increased fine. The bill did not pass this session but did garner considerable attention and discussion of the safety and cost to taxpayers. Former Governor Freudenthal created and provided funding for a new position in his office – that of a State Occupational Epidemiologist. Dr. Tim Ryan has been hired in this position and has been actively involved with the Coalition to research the issues involved and to formulate a series of recommendations for the Wyoming Legislature. He has been retained in the position by Governor Mead.

The Coalition membership continues to grow and stay active. The membership meets twice during the year and work on initiatives throughout the year by participating in regularly scheduled work group conference call meetings. The primary focus of the Coalition's efforts earlier this year was to become more visible and to increase awareness in the state. An assortment of informational brochures, posters and fact sheets were produced and disseminated in a variety of forums and conferences this year. The Coalition's public website ([www.wysbc.org](http://www.wysbc.org)) which was developed in FFY2009 continues to be refined, expanded and updated weekly. Law enforcement's involvement in the Coalition's efforts continues to increase actively working to engage all Wyoming law enforcement in the Coalition's efforts. The coordinators for the Safe Communities were recruited and have become active in the Coalition. The Coalition has expanded to include key members from the private sector – specifically focusing on

workplace safety. This has been a particularly successful year in "laying the groundwork" for a series of initiatives that should prove successful in the near future. The Coalition became more visible and has become recognized as a resource for state and local community efforts. The Coalition began the process of developing a more effective work plan for future initiatives. The first step was to developing a more comprehensive strategy and implementation plan for WYDOT seatbelt related initiatives for the coming years.

### Alive at 25

Currently in Wyoming there continues to be a high number of people dying on our roadways who were not properly using seatbelts. The Highway Safety Office renewed a Federal 402 Grant for the "Alive At 25/Occupant Protection Education" program for FFY2011. The grant allows the Wyoming Highway Patrol to administer special safety education efforts across the state utilizing overtime for Troopers to teach the Alive At 25, and Occupant Restraint classes. The grant is also utilized to conduct Child Passenger Safety events, purchasing incentive items and supplies, and use media outlets to promote the programs.

During the 2011 grant period, Troopers instructed 81 Alive At 25 classes with over 1,276 students attending. The program's approved curriculum can be used in any Driver Education program in the state. Many of the Driver Education instructors took advantage of the Alive At 25 training. Courts are utilizing the program to use as a tool when sentencing young drivers. This year we had two additional Troopers trained to as Alive At 25 instructors, as well as refresher training for our existing instructors to attend the Alive At 25 Banquet in Denver.

The Alive At 25 continually promoted the program throughout Wyoming by utilizing radio, theater, and newspaper advertising. The media portion of the grant has a tremendous impact on the program. Public service announcements were provided to each division to perform on local radio broadcasts, and purchased several incentive items to go with the safety education



talks, and the Alive At 25 program. Some of the incentive items purchased include pens, key fobs, tattoos, stickers, memo pads, roam police cars, flashlight key chains, crayons, Frisbees, and key rings. Incentive plaques were purchased for May Mobilization to recognize the top Division and District who wrote the most seat belt citations during the mobilization.

The grant paid for travel expenses for troopers to attend safety education workshops. Attending these workshops helps the Patrol understand how other agencies and organizations are achieving increases in seat belt and child restraint usage in their location. The grant paid for the training of 3 new certified Child Passenger Safety Seat Technicians (CPSS). Money was also provided for troopers to attend CPS updates and training provided by Highway Safety and Safe Kids of Wyoming. Over 100 child restraints were provided to the public this year at local events statewide where troopers were able to participate.

The Seat Belt Convincers made a strong showing again around the state. The crash vehicles also were used throughout the state. The rollover machines have been used around the state



as well. The Wyoming Highway Patrol is committed to providing safety education of all aspects to the residents of Wyoming. This is a tremendous effort of our committed employees in an ongoing effort to increase seatbelt use and reducing fatalities in Wyoming.

In summary, the funding provided manpower and supplies to help the Wyoming Highway Patrol get out into the communities and schools to talk with and educate on correct seat belt and child restraint usage. New ideas and updates will be used to have an impact and maybe persuade more people to buckle up.

### Buckle Up Kids

The Buckle Up Kids program focused on educating the public on proper child passenger safety. Wyoming provided four National Child Passenger Safety Certification courses where 32 students were trained to be CPS technicians with a total of 198 and eleven instructors in the state. There were 378 CPS events with approximately 5,318 children and 4,083 adults/caregivers attended. At these events 1,901 child seats checked and 704 seats distributed statewide. According to the data collected through the CPS events, 72.02 percent of the child seats were misused down from 2010 which was 76.25 percent misuse. The newsletter titled "Buckle Up Express", continued to be published in the 2010-2011 grant period and sent to all CPS Technicians and advocates. Out of the 500 distributed, sixty percent are now delivered electronically.

Annually the CPS instructors meet to learn new ways to teach the national curriculum and other new aspects of child passenger safety. In April the instructor meeting was held in Cheyenne where the NHTSA School Bus Training was held. The instructor was Sue Schutrump from Ohio. She taught the first day for the instructors and the second day she supervised as the instructors taught the class to the CPS technicians enrolled. Through the seven CPS Technician Renewal and 7 Update Training classes there were sixty-two CPS technicians retained. Two instructors resigned their positions.



One instructor candidate will become an instructor in January 2012. Technicians receive the Safe Ride News publication quarterly to further their education on the most up-to-date information concerning Child Passenger Safety. This newsletter for each technician gives them 1 CEU toward their two year re-certification which requires 6 CEUs. All CPS classes are registered with STARS (Childcare Educational Program education credits), with ENA(Emergency Nurses Association) and POST hours for law enforcement. Special needs child restraints are also used in the classes to assist the technicians to become more familiarized with them to be a resource in their own communities when asked.

### Child Passenger Safety Training

Child Passenger Safety Technicians/Instructors need to stay current in the field of Child Passenger Safety(CPS). A new way of referring to the CPS Tech is now a Motor Vehicle Safety Technician because they are trained to educate parents, caregivers and children on the safety features of the motor vehicle as well as the child safety restraint. Having the opportunity to receive first-hand knowledge provided them with the incentive to share this information with those on a local basis as well as statewide in scheduled training. Three instructors were given the opportunity to attend a traffic

safety conference (Kidz In Motion Conference) where child passenger safety was presented. This project funded the registration, travel expense, and per diem to keep the CPS instructors abreast of new products, technology, and an opportunity to network with experts in the vehicle and child safety seat industry.

#### Enforcement (state and local)

Wyoming is a secondary seat belt law state. As such, all overtime/high visibility speed and alcohol subgrantees are encouraged to use their contact time to support child restraint and seat belt use through education, warnings and citations. Each grantee activity report form provides a location to capture this information. In FFY2011, 749 child restraint and seat belt citations were issued compared to 1,076 in FFY2010. This represents a decrease in activity on overtime! 163 were issued by Wyoming Highway Patrol personnel. Information is provided in the Addendum of this report.

#### May Mobilization

##### Law Enforcement

All law enforcement subgrantees agreed to participate in the May Mobilization safety campaign. Local law enforcement agencies were required to support the National Campaign efforts. A total of 3,570.25 hours worked resulted in 29 DUI arrests, 196 Seat Belt citations compared to 3,545.75 hours, 372 Seat Belt citations in 2010. (See the addendum for the full results)

##### Safe Communities

Fremont County Safe Community coordinator (Injury Prevention Resources) made appearances on two different radio stations addressing the issue of seat belt usage and the Mobilization. A press release was created and provided to all media outlets. Four local radio stations ran NHTSA PSAs continuously for two weeks. The Lander Journal and the Riverton Ranger both ran the Letter to the Editor in support of law enforcement efforts during the Mobilization plus NHTSA print ads were run throughout the month in all three newspapers.

In Natrona County, the Safe Kids/Communities coordinator provided sound bites and interviews for radio, TV and newspaper about the importance of seat belts and child restraints in early May. During the Safe Kids Day event, a motor vehicle seat was used to demonstrate to families the correct way for children to be buckled up and in another area the importance for adults to be buckled. CY Junior High and St. Anthony Junior High in May held assemblies on seat belt usage and also participated in the Seat Belt Challenge races. (Teams of four students compete against another team to determine how quickly they can buckle up in all seating location in their vehicle.) At Kelly Walsh and Natrona County High School a seat belt survey was held to determine which school had the better usage rate. Dum-dum suckers were given to students not wearing seat belts and larger suckers went to those who did. The press conference was held on May 24<sup>th</sup> at the combined City/County Law Enforcement building where the C.A.R.T.E. (Combined Accident Reduction Team Enforcement) operations plans for strict seat belt enforcement were announced. The Wyoming Seat Belt Coalition window clings were distributed to those present and had been placed on all city and county vehicles to raise awareness and support of seat belt use.

Laramie County Safe Communities began May at Laramie County Community College with a seat belt booth in the commons area to remind students and staff about the Mobilization and the importance of buckling up. The coordinator partners with the CLICK students for the High School Buckle Up pledge poster and the Dave Bois posters to be placed in all four high schools, East, Central, South and Triumph. Triumph High School garnered the highest percentage of signatures from their students and won a cash prize of \$350 for use at the school. The coordinator partnered with the Highway Safety Office to help plan and participate in the media event held at the Cheyenne Regional Medical Center on May 24<sup>th</sup>. The window clings mentioned above were also distributed to local businesses throughout Cheyenne. Lt. Monti Allsop with the Cheyenne Police Department requested all city vehicles to have the window clings and received permission for police, fire and city employee pool cars to have the cling placed in the side window behind the driver.

The Albany County Safe Communities coordinator partnered with the Laramie Fire Department for a seat belt presentation at the Laramie Junior High School on May 9<sup>th</sup> and a safety booth on May 24<sup>th</sup> at Linford Elementary. A press release was sent to the newspaper during the May Mobilization about buckling up. During the After-Prom Party, the Laramie Choice (youth members of the Safe Communities Coalition) presented seat belt messages and a presentation in a game format to the students attending.

The HSO partnered with WYDOT Public Affairs, CRMC Injury Prevention/Safe Communities, CRMC Communications, CLICK, Cheyenne Police Department, Cheyenne MPO to plan the May Mobilization media event held on May 24<sup>th</sup> at the Cheyenne Regional Medical Center. The event was held outside the Emergency Department with Lt. Monti Allsop, Cheyenne PD the MC; with speakers: Dr. Richard Fermelia-ER doctor, David Bois who is a quadriplegic because of a motor vehicle crash, Cheyenne Mayor Rick Kaysen, and Lt. Col John Butler with the Wyoming Highway Patrol. The media attendees were KGWN CBS News, K2TV ABC, Wyoming Public Radio, Wyoming Tribune Eagle, Casper Star Tribune, the Wyoming News Network and WYDOT Public Affairs.

#### Other Events in Wyoming for May Mobilization

In Torrington, on May 19-20, 2011 the Goshen County Sheriff's Office and the Wyoming Highway Patrol partnered to catch students buckled up at the Torrington High School and provided food coupons and other incentives if buckled and if not educational tools to remind them the importance of wearing their seat belts.

#### Statewide Seat Belt Survey

The purpose of this study is to provide statistically reliable observational data on seat belt use in Wyoming at the time the survey was completed. The Wyoming Department of Transportation (WYDOT) views this survey as a tool that systematically monitors seat belt usage rates and determines seat belt usage patterns within the state. The National Highway Traffic Safety Administration (NHTSA) funded this study through WYDOT's Highway Safety Program (HSP).

The sampling frame for the study, originally developed in 2006, has been applied to the pre-surveys, the statewide surveys, and post-surveys. There are nine Wyoming counties that are surveyed, with twenty-three randomly selected intersection sites in each county, with the sites stratified by rural and



urban population density. The selected counties are: Albany, Campbell, Goshen, Laramie, Natrona, Park, Sheridan, Sweetwater and Teton. The survey period was June 7-11, 2011. The sample size was 19,400 vehicles with 7,874 outboard passengers, for a total of 27,274 vehicle occupants. The seat belt usage rate was determined to be 82.6% which is an increase from 2010 Statewide Survey which had 78.9% observed usage. Further information can be found on the WYDOT website: <http://dot.state.wy.us/safety>

Occupant Protection at the Speedway



The HSO in partnership with the Wyoming Highway Patrol, Big Country Speedway, Laramie County Safe Communities purchases advertising space at the Speedway to promote the use of seat belts to the viewing public. To educate young adult drivers and passengers, 16-44 years of age, a t-shirt and a 5" flyer were developed to target the messages to this higher risk group. The Big Country Speedway was the venue where funds purchased a portion of the race car space as advertising ('C' pillar, on both sides of car; hood and door graphics), with the Wyoming Seat Belt Coalition logo(Law Enforcement starburst logo) and seat belt message (Saving lives one click at a time).

The funds sponsored the 'Superstock' Club Class for the 2011 racing season, May 14<sup>th</sup> thru September 25<sup>th</sup> which adds a graphic called a windshield strip on every race car in that class for the season; the back wall banner (3' x 10" banner) on the speedway and an entrance billboard. The funds will also be used to produce a poster showing five of the race cars with their drivers who competed in the Super Stock Class and were distributed at the races and through other appropriate venues where the race car where it was exhibited such as Super Day; MS Car Walk; and Local Car Shows. At each of the race events, at least one hundred race car fans received incentives, heard messages from the announcer and were reminded about the importance of using their seat belts when leaving the Speedway.



Child Passenger Safety Awareness Week

In Wyoming, the theme for this week was Boost 'Til 9 as in the last two years, since our laws states the child must be properly restrained in a child restraint or seat belt until they attain their ninth birthday. Thirteen locations held CPS check up events across the state with 159 seats checked and 84 seats given away. Thirty-six CPS technicians assisted with the 107 vehicles. The events were held from



September 11-24, 2011. A special poster and rack card were provided to each of the locations to be distributed locally. A sample news release and Op Ed piece were sent to each of the participating locations with a coloring sheet that could be copied for the school children. In some locations media was purchased in both radio and newspaper. The Highway Safety Office purchased radio spots



statewide using the little girl's voice in the poster telling other kids that "her parents loved her" because they made sure she buckled up in her booster seat. Next year the Buckle Up Kids grant will incorporate this program since it works with all the Safe Kids partners who have participated in the past. The Wyoming Highway Patrol purchased seats and allowed their troopers who are CPS technicians to assist in their local areas, thus providing extra help in many locations.

### **Impediments to Achievements**

- Secondary seat belt law
- Public's low expectation of a crash occurring in Wyoming – False sense of security due to low traffic volumes
- Public's low expectation of receiving a seat belt citation – based on survey data (WYSAC Wyoming Drivers Survey – 2011)
- Limited public health focus on seat belt and child restraint use to reduce injuries, severity of injuries and the health costs associated with each.

### **Future Strategies**

- Work on low expectations of law enforcement citing for current seat belt law
  - 1) Continue to educate officers through the new local law enforcement media coordinator efforts
  - 2) Continue the discuss on avenues to increase belt usage in WASCOP's Traffic Safety Committee
  - 3) Provide awards to officers in the presence of their peers for OP safety efforts/citations
  - 4) Utilize the event based law enforcement to target OP at least three times per year
- Wyoming Seat Belt Coalition created a standing committee for business/industry to develop strategies to increase employee seat belt usage
- Increase the number of Safe Communities to provide the needed local community involvement for each of the traffic safety campaigns which will increase seat belt awareness and usage
- Continue to be a resource and advocate for the benefits of strengthening the state's current seat belt law



## Speed Enforcement

### Total Expenditures

402 Funds                      \$ 596,118.37

### Achievements

- There were 6,852 Speeding citations issued during the overtime efforts in FY2011, compared to 3,750 in FY2010. Local High Visibility Enforcement (HVE), funded by 402 funds, is focused primarily on speeding and seat belt usage. There were 406 other citations which were issued by those working HVE in FY2011.
- The Wyoming Highway Patrol worked a total of 1,097 hours and wrote 2,910 speeding citations, compared to 2,284 citations wrote in FY2010.
- WYDOT placed variable speed limit signs along four sections of Interstate 80 to reduce speed during inclement weather.

### Key Projects

#### Speed Enforcement

Speed Enforcement projects provide the opportunity for local law enforcement and the WHP to target speeding issues and reduce its involvement in crashes. Additionally, the project increases their visibility, the number of focused traffic enforcement hours and perception of heightened enforcement on the roadways. All overtime, high visibility grants, are encouraged to also utilize their contact time to support child restraint and seat belt laws through education, warnings and citations.

There were 6,852 Speeding citations issued during overtime efforts in FY2011, compared to 4,012 citations issued during overtime efforts in FY2010. Patrol worked a total of 1,097 hours during their Speed Enforcement Grant and had 2910 speeding citations, 9 DUI arrests, 19 child restraint citations, 144 seat belt citations and 135 Other.

Local Law Enforcement worked a total of 661.5 overtime hours during FY2011. In those hours they got 288 speeding citations, 3 child restraint citations, 17 seat belt citations, and 11 DUI arrests. The HSO provided funding for speed radars, video cameras, PBTs (Portable Breath Testers), and Intoximeters, to support local law enforcement agencies in their effort to reduce impaired driving and speeding during both and in between traffic safety campaigns. Further information is provided in the Addendum.

I-80 between Laramie and Cheyenne is now subject to variable speed limits (VSLs), which can be put into effect when driving conditions begin to deteriorate due to inclement weather. Work was recently completed to install more than three dozen electronic speed limit signs, which can be controlled remotely from WYDOT's Transportation Management Center in Cheyenne. Speed limits posted on the signs can be changed within minutes after a speed limit reduction is recommended by WYDOT maintenance personnel or Wyoming Highway Patrol troopers.

The Laramie-to-Cheyenne section, which reaches an elevation of 8,610 foot at the Summit Interchange (exit 323), is the fourth section of I-80 where VSLs can now be put into effect. The others are a 20-mile stretch just east of Evanston over hilly terrain known locally as the "Three Sisters," a 22-mile high-traffic section through Green River and Rock Springs, and a 50-mile stretch in high country in the vicinity of Elk Mountain and Arlington between Rawlins and Laramie.

Statistics show that unsafe speed is a factor in more than 70 percent of wintertime crashes, and that using variable speed limits helps reduce the number and severity of crashes. WYDOT supplements the use of VSLs with its "Ice and snow? – Take it slow!" information. (Refer to the Media section for further information on the "Ice and snow?" campaign.

### **Impediments to Achievements**

- Large state resulting in high average miles driven per person
- Rural/frontier state which has a low traffic volume
- No perceived risk of driving except in high wind and poor weather related roadways

### **Future Strategies**

- Continue to use dynamic speed limit signs that are more responsive to fall/winter/spring weather and road conditions
- Review reduced speed data in FY2011 to warrant expanded use of dynamic speed limit signs
- Install more Dynamic Message Signs (DMS) to warn the public of hazardous driving conditions and crashes
- Continue high visibility enforcement overtime grants


## Paid Media

### Total Expenditures

402 Funds	\$461,931.13
154PM Funds	See Impaired Driving Program

### Achievements

A multi-agency media campaign was derived from the Law Enforcement Committee of the Wyoming Seat Belt Coalition. The campaign included multi-jurisdictional agencies photographed in front of the State Capital which was incorporated into a statewide PSA and print media campaign. The campaign additionally included local law enforcement officers from various cities and towns throughout Wyoming in a poster reminding people to buckle up which was then distributed in their communities



A grant agreement through WASCOP was created to provide each county in Wyoming a media coordinator in which Johnson and Associates would provide materials for the locals (ie., letters to the editor, press releases, posters, radio) to which a unified message would be provided in partnerships with the law enforcement communities, safe communities and other safety partners. The statewide message would then support the local efforts. This project ensures that the Highway Safety partners are provided campaign materials in a timely fashion and partners are provided statewide and other local efforts. This keeps all safety partners 'in-the-know' and reduces redundancy, saves time and effort and communication efforts are moved forward.

The Native American Media campaign has continued to be an overwhelming success. The messaging is critical on the Reservation but has not always been well received by the Shoshoni and Northern Arapahoe tribes. WYDOT's District 5 Public Involvement Specialist (PIS) has built relationships and formed partnerships with the elders on the Reservation in order to reach this targeted population. The PIS continued work with NHTSA's diversity contractor created a campaign in which Native Americans spoke to other Native Americans not only through the school sports but through elders in the community. The elders spoke in their native language (Shoshoni and Northern Arapahoe) about safety messages and how traffic crashes have affected their families due to drinking, speeding and not buckling up. The media focused on billboards, radio and print.





## Other Key Media Efforts

### Occupant Protection

WYDOT has communicated several seat belt safety-related messages over the past year using TV, radio, the Internet and newspaper/magazine ads. Public Affairs worked with Aspen Media & Market Research to conduct a random survey on how effective those messages were. The following are results of the survey and highlights of what Public Affairs has done.

About 69 percent of those surveyed said they got their news information from the Internet, which is higher than traditional news sources. Public Affairs has placed numerous seat belt safety messages on Internet news sources over the past year in addition to placing spots on radio, TV and newspapers/magazines. The Internet findings are important but Public Affairs needs to still maintain a good media mix to reach its key stakeholders. The survey showed that 53 percent of respondents got their news from local radio stations, 64 percent got theirs from local TV broadcast stations and 55 percent got it from newspapers.



The survey showed that about 56 percent watched TV daily and another 19 percent watched TV almost daily. The majority of respondents, or 85.6 percent, said they watched TV mainly in the evenings. Out of those surveyed, there were 72 percent who said they listen to the radio daily. Those who responded also said they listened to the radio throughout the day.


Out of those surveyed, 64 percent said they always wear their seat belt and 18 percent said they nearly always wear their seat belt, showing the majority of those who responded wear their seat belts most of the time. There were 6 percent who said they never wear their seat belts, 2 percent who seldom and 9 percent who sometimes wear them.

Respondents gave several reasons why they don't wear their seat belts. The responses were they ride a motorcycle, seat belts are uncomfortable, seat belts are stupid, they don't like seat belts, they're stubborn and it's a personal choice.

The survey indicated that 81 percent of respondents were 26 to 35 years of age and 19 percent were 18-35.

Some of the seat belt use paid media that Public Affairs purchased include:

- ✓ Several PSAs that ran on local TV stations warning people of the dangers of not wearing their seat belts and to always buckle up.
- ✓ Numerous radio spots advocating the use of seat belts and giving statistics on injuries and deaths from not wearing them.
- ✓ Seat belt banners for several little league sporting teams.
- ✓ A newspaper ad for LCCC student newspaper that advocated bucking up.
- ✓ A banner that appeared in the LCCC arena that advocated bucking up.



## **Impaired Driving**

WYDOT has communicated several alcohol safety-related messages over the past year using TV, radio, the Internet and newspaper/magazine ads. Public Affairs worked with Aspen Media & Market Research to conduct a random survey on how effective those messages were. The following are results of the survey and highlights of what Public Affairs has done.

About 66 percent of those surveyed said they got their news information from the Internet, which is more than 10 percentage points higher than traditional news sources. Public Affairs has placed numerous alcohol safety messages placed on Internet news sources over the past year in addition to placing spots on radio, TV and newspapers/magazines. The Internet findings are important but Public Affairs needs to still maintain a good media mix to reach its key stakeholders. The survey showed that 55 percent of respondents got their news from local radio stations, 52 percent got theirs from local TV broadcast stations and 55 percent got it from newspapers.

Evenings were the time of day when most respondents watched TV. There were 79.8 percent of respondents who said they watched TV during this time period. Radio is equally important. The survey showed that 76 percent of respondents listen to the radio on a daily basis. Out of those surveyed, 62.2 percent said they listened to the radio throughout the day, indicating that Public Affairs' radio spots reach key stakeholders throughout the day.


The campaign tagline of "Drunk Driving, Over the Limit, Under Arrest" that was featured on several TV PSAs Public Affairs created and produced, was recognized 43 percent of the time. The survey showed 18 percent seldom heard it, 22 percent rarely heard it and 15 percent never heard it.

The majority of respondents, or 64 percent, said they don't drive drunk. However, the survey found that 36 percent said they did drive under the influence. An open ended question asked respondents what would deter them from driving impaired. The majority said they didn't want to risk it, it's an unsafe practice, they might hurt or kill someone or they don't drink.

The survey indicated that 82 percent of respondents were 26 to 35 years of age and 18 percent where 18 to 25.

Some of the dangers of alcohol paid media that Public Affairs purchased include:

- ✓ Numerous radio spots warning of the dangers of drinking and driving and to use a designated driver.
- ✓ Several PSAs that ran on local TV stations warning people of the dangers of drinking and driving and to always use a designated driver.
- ✓ Numerous incentive items with anti-drinking and driving messages.
- ✓ A banner that appeared in the LCCC arena warning of the dangers of drunk driving.





- ✓ A magazine ad that appeared in Wyoming Life Styles urging people to use a designated driver if they've been drinking.

### **Sports Targeted Campaigns**

WYDOT has communicated several alcohol and seat belt safety-related messages through sporting activities over the year. Public Affairs worked with Aspen Media & Market Research to conduct a random survey on how effective those messages were. The following are results of the survey and highlights of what Public Affairs has done.

The survey showed that 27 percent of respondents attend University of Wyoming sporting events. Out of those surveyed, 33.3 percent indicated they saw or heard advertising related to alcohol safety. The survey also showed that 51.9 percent saw or heard advertising campaigns related to seat belt use.

For alcohol campaigns, out of those who said they saw or heard messages, 100 percent said they saw or heard "Buzzed Driving is Drunk Driving," 88.9 percent said they saw or heard "Always Designate a Driver," 77.8 percent saw or heard "Don't Drink and Drive," 66.7 percent said they saw or heard "Call for a Ride," 66.7 percent said they saw or heard "Drunk Driving, Over the Limit Under Arrest," and 55.6 percent said they saw or heard "Drive Sober or Get Pulled Over," which was a new slogan for 2011.

For seat belt campaigns, out of those surveyed, 78.6 percent saw or heard the message "Go Pokes! Buckle Up!," 50 percent saw or heard "Powder River, Buckle Up," 35.7 percent saw or heard "Always Buckle Up," and 35.7 saw or heard "Just Wear Your Seat Belt."

The survey indicated that 62 percent of respondents were over 55 years of age, 25 percent were 36-55, 10 percent were 26-35 and 3 percent were 18-25.

Some of the sporting campaigns paid media that Public Affairs purchased include:

- ✓ Numerous radio spots warning people of the dangers of drinking and driving and not wearing a seat belt.
- ✓ On air announcements during games advocating wearing seat belts or not drinking and driving.
- ✓ Numerous incentive items that featured messages advocating wearing seat belts and not drinking and driving.
- ✓ Ads urging people not to drink and drive and to always wear their seat belts.

### **Roadway Safety**

"Ice & Snow - Take It Slow". This campaign successfully launched in February of 2008 and continued in FY2011. Wyoming is one of 14 states that participate in this campaign. One fatal safety problem common to all Wyoming jurisdictions is motorists who drive too fast for roadway conditions. Educating drivers to slow down is



directly beneficial to ongoing efforts in the areas of law enforcement, traffic services, speed enforcement and roadway safety.

Winter weather crashes involving icy roads have decreased since 2008 by 35%. Radio messages reminded motorists to use caution, reduce speed and that ice and snow don't just occur during inclement weather but affect the roadways even during clear winter times. Incentives were emblazoned with the program slogan and radio advertisements educating the public were key to this project's success distributed statewide at meetings, conferences, radio stations, etc.

### **Regional/Local Media Efforts**

The PAO also coordinated media campaigns with WYDOT Public Involvement Specialists (PIS) around the State to engage local law enforcement and community leaders in radio and print messaging for both seat belts and alcohol that would resonate better with the communities around the state. WYDOT Public Involvement Specialists created their own scripts and orchestrated local law enforcement and other local leaders to personalize the script. Radio media was used to carry this message for an outstanding effort to prevent impaired driving.

### **Native American Media Outreach**

Between October 1, 2010, and September 30, 2011, a grant was granted to Cody Beers, WYDOT District 5 Public Involvement Specialist, for Native American Media Outreach in Fremont County communities, including the Wind River Indian Reservation. These grant funds were used to produce and purchase media for 30-second radio spots, which ran on Fremont County radio stations for four months; a three-month series of newspaper advertisements in the Wind River News (Wyo.), Riverton (Wyo.) Ranger, and Lander (Wyo.) Journal; three months of use on two billboards (Wyoming 789 near Riverton and U.S. 287 near Lander); and t-shirts which were distributed at two high school basketball games on the Wind River Indian Reservation (Wyoming Indian High School and St. Stephen's Indian High School).

Subject matter for this campaign included tribal voices, tribal models for photos, and tribal messaging, and messages focused on "buckle up and don't drink and drive." Reports on the effectiveness of this campaign are noteworthy. Many of the radio spots have continued to run for "free," as the radio stations believe in the effectiveness of this campaign. Combined with enhanced enforcement

More Native American media is under development between WYDOT District #5 PIS and the NHTSA Diversity Contractor.

### **Other Media**

Dynamic Message Signs

Every major campaign is supported by dynamic message signs (DMS) that display targeted

messages for example: "Click it-Don't Risk It! Please Buckle Up.", "Drunk Driving. Over the Limit. Under Arrest. Please Buckle UP!" and "Report Every Drunk Driver, #HELP". This type of media outreach is an effective way to reach our target audience.

#### Law Enforcement Media Coordinators

A new project intended to increase earned media efforts across the state and make the enhanced traffic enforcement effort more visible to the public will be implemented in FY2012. Each county will now have at least one media coordinator that will be responsible for increasing the public's awareness in highway safety. Toward that end, the Wyoming Highway Safety Office and Johnson and Associates hosted five regional Highway Safety Media Coordinators meetings across the state for all agencies that were receiving grant funding. These meetings were instrumental for providing essential information about the new project, agency requirements and for providing media materials for the first three months of FY2012. These meetings and distribution of media materials will continue



throughout FY2012.

#### **Crash data**

Crash data was provided in the form of the Fatal Crash Summary and Wyoming's Problem Identification which was provided in both hard copy and electronically via the WYDOT website.

#### **Safety Calendar**

The 2011 Highway Safety Communications Calendar was published and distributed to all grant recipients and safety partners. It provides a single source of all campaign information to rally partners that includes focus, slogan, time frame, and safety information. Distribution included law enforcement agencies throughout the State, the media, health care professionals, safe communities, informing them of Statewide coordinated media and law enforcement dates.

#### **Impediments to Achievements**

There is no true statewide coverage from media within the State of Wyoming. Larger markets outside of the State of Wyoming bleed into the state from bordering states such as Colorado, South Dakota, Utah and Montana. With few stations dedicated to solely Wyoming, getting safety messages out is a challenge.

#### **Future Strategies**

- Use the National tag line of "Click It or Ticket" versus the Wyoming knock off of "Click It, Don't Risk It", thus moving Wyoming's seat belt message to harder enforcement message.



- Continue media structure of state wide media coverage with WYDOT Public Affairs, regional/local media with media coordinators, WYDOT District Public Involvement Specialists,
- Support WYDOT Public Involvement Specialists in all Districts to take a more active part in local media and media events.
- New mediums will continue to be researched as a way to connect with Generation X and Y.
- WYDOT will continue to post all PSA's to YouTube and WYDOT for greater exposure.
- Utilize the NHTSA Regional Office's Diversity Contractor to target Native Americans and possibly Hispanic populations.

## Traffic Records

### Total Expenditures

408 Funds	\$329,414.34
410 Funds	\$ 33,514.74

### Achievements

- A trial study was done integrating citation and crash data for Wyoming Highway Patrol, with focus on three behavioral factors (alcohol, speed, and improper restraint). The results were found to be very useful, and a follow-up project has been approved.
- Enhanced training on the electronic crash reporting system was given to officers across the state.
- A new safety report was developed (from an earlier prototype) and made available, providing a consolidation of multiple data sets into one report: A user can now go to the web, enter a route along with from and to mileposts, and get a collection of information regarding that segment:
  - Crash summary (safety index numbers; see below), hot spots, etc.
  - Roadway feature data including horizontal and vertical curve, etc.
  - Roadside feature data, including rumble strips, shoulder widths, etc.
- The Safety Index for the state has been refined, with more meaningful metrics. As of summer 2011, safety reports to the various users focus on the Safety Index scores, and crash rates are phased out.
- A prototype has been developed to capture and manage the various candidate safety projects, integrating crash summary data, remedy cost and CMF data, and the resulting Benefit-to-cost ratio for the project.
- Presentation of highway safety initiatives has been given to various groups, including the Cheyenne MPO.
- Several integrated studies have been performed, including:
  - A curve crash study, integrating the highway horizontal curve inventory along with crash data; resulting in a Pareto chart of curves to address.
  - An animal / vehicle collision study, integrating crash and animal carcass data. A GIS map of the worst locations in the state was produced.
- A safety analysis user group has been expanded and refocused; addressing the big picture of how best to “reduce the frequency and severity of crashes”.
- A pseudo data warehouse has been developed, gathering together data from multiple sources into one logical location, providing access through various tools (Crystal Reports, GIS, etc.)
- An e-citation project has been undertaken by Wyoming Highway Patrol, as the state-wide effort has fizzled.
- The Wyoming Ambulance Trip Reporting system has been deployed, with a significant and growing number of first responders (44 of 65 as of last update) using the system.
- The traffic volume data is now fully integrated with the asset inventory (and pseudo-warehouse).

## **Key Projects**

### Wyoming Department of Health, Office of Emergency Medical Services

This project will continue to outfit the EMS stations around the State with software and hardware to enhance the electronic EMS WATRS (Wyoming Ambulance Trip Reporting System). Fifty-two percent of the State is equipped with software and hardware for electronic reporting.

### Crash Data

Continued emphasis on QC automation, along with additional focus on high-level trend monitoring. In addition, a project has been approved to survey users of the crash data to get their feedback on the various quality aspects (timeliness, accessibility, etc.).

### WYDOT Integration of Safety Project Planning and Asset Management

The success of the curve study has helped facilitate the movement to an improved benefit/cost prioritization of candidate safety projects. The level of information available to the decision-makers is significantly improved. For example, candidate pavement projects are being assessed to determine how much safety emphasis is warranted based on crash history.

### GIS/LRS Project

This project continues to progress (albeit more slowly than desired), with highways, county roads, and city streets all being addressed with regards to geometries, route assignment and mile posting, and naming. Conventions and standards have been developed, and are pending final agreement.

## **Impediments to Achievements**

- While the State legislature supported the state-wide e-citation effort, no funding was allocated during the last session, and thus the various agency and court systems have been looking at more local solutions.
- Previous challenges with the multiple vendors slowed progress on the traffic volume data project, but that has now been improving. We'll continue to monitor the integration of the off-system traffic volume data.
- Delays in completing the city-street LRS, due in part to the identified need to revisit the data model in place. This in turn has impacted the work to create an intersection inventory, and to migrate to a map-based crash reporting system.

## **Future Strategies**

- A project has been initiated to address Crash Data quality at a higher level than the previous focus on data fields; the intent is to have monthly reports on various aspects of the incoming reports that allow for earlier response to changes in trends that may signal issues.
- Intersection inventory
- Over-representation of crash factors
- Complete integration of Safety Index into CARE (the Wyoming Safety Analysis system)
- Complete the city street LRS, complete name convergence

- Complete the electronic citation for Wyoming Highway Patrol; use as an incentive to get other agencies to adapt e-citations.
- Develop the link between EMS and Crash data.
- Bring off-system traffic volume data (from counters other than on the state's highways) into the statewide system; develop the ability to obtain anticipated future traffic volumes.
- A survey will be done of users of the Crash data to identify main uses and areas of potential improvement.

## Motorcycle Safety

### Total Expenditures

2010 Funds \$179,370.95

### Achievements

- Pilot project implemented during the Sturgis Motorcycle Rally in August with posters and gas tank toppers on the routes through eastern Wyoming to reemphasize the importance of being aware of motorcyclists with law enforcement efforts. (Full report found in Noteworthy Project)
- Reduced the number of motorcycle fatalities from 31 for CY2010 to 19 in CY2011 as of October 31, 2011.

### Key Projects

#### WYDOT Motorcycle Paid Media

Wyoming included motorcycle public awareness spots as part of the overall media efforts this fiscal year. Television, radio and electronic newspaper spots were used to get the message out to the public to "Look Twice, Save a Life." The spots reminded motorists to look twice for the hard to see motorcycles. The electronic newspaper banners were used again this year in the two newspapers with statewide reach: Wyoming Tribune Eagle and the Casper Star Tribune. The dynamic messaging signs (DMS) around the state posted the message "Motorcycle Safety & Awareness Month, Look Twice, Save a Life." Billboards were designed and posted from April through September across the state where many of the fatal crashes occurred. The billboard was also used as



a poster and distributed along with t-shirts that stated "Sturgis 2011" on the routes in Wyoming affected by the heavy motorcycle traffic for the annual Sturgis, South Dakota Motorcycle Rally. The tank topper was utilized in gas stations from Cheyenne to the South Dakota border to create more awareness of the large volume of motorcycles in route to Sturgis, South Dakota. In addition to the tank toppers posters and t-shirts were distributed by law enforcement on this same route to remind both the motorist and the motorcyclist to share the road and not to drink and ride or drive.

### Impediments & Challenges to Achievements

- Wyoming only has a primary helmet law for persons under 18 years of age
- Wyoming motorcycle registrations on September 30, 2011 were 29,111 with 18,137 ATVs. On September 30, 2010 motorcycle registrations were 29,140 with ATVs at 17,021. There has been an increase in licensed ATVs on Wyoming's roadways since 2008 when there were just 12,056 with motorcycle registrations at 30,122 which have stayed pretty consistent. To further illustrate this point, motorcycle registrations in Wyoming in 2002 were 22,346 as a combined total of both motorcycles and ATVs. The first time the motorcycle and ATV totals were calculated separately was in CY2008.

## **Future Strategies**

- Increase the number of intermediate motorcycle rider courses to assist the mature riders to refresh their riding skills.
- The Motorcycle Program is still working toward on-line payment for motorcycle training. Currently only on-line registration is available.
- To get NHTSA to broaden the Section 2010 Funds to encompass both the motorist as well as the motorcyclist for sharing the road.
- To expand the Sturgis Project beyond the 200-mile radius in FY2011 to the entire state in FY2012 utilizing various educational strategies, including tank toppers and pump handles within available funding.





# **NOTEWORTHY PRACTICES**



## **Noteworthy Project**

### **Sturgis 2011 – Special Enforcement Project**

#### **Wyoming Law Enforcement**

Wyoming Law Enforcement joined forces to work the 2011 Sturgis Motorcycle Rally to ensure the safety of our citizens and visitors traveling on Wyoming roadways. The Sturgis Motorcycle rally is one of the largest gatherings in the world where motorcyclists gather for approximately a two week period. Sturgis, South Dakota is the hosting city, but due to the size and location of this community, attendees from this event overflow into Wyoming. A large portion of the motorcycles travel Wyoming roadways to attend pre-events such as the Ham and Jam held in Hulett, Wyoming. Based on the economic impact of any event held in conjunction with Sturgis many of Wyoming's cities and towns have begun to host events, concerts, and competitions to draw people to their community.

A meeting was held by members of the Wyoming Department of Transportation Highway Safety Office, Wyoming Association of Sheriffs and Chiefs of Police, Johnson & Associates, and Wyoming Highway Patrol to strategize how, through collaboration, law enforcement could impact and reduce the fatalities, serious injury and property damage crashes which had significantly increased in 2010. A strategic plan was created with a radius of 200 miles from Sturgis as the target area to specifically partner with state and local law enforcement. On July 21, 2011, a meeting was held in Gillette, Wyoming bringing law enforcement together to outline the deployment of resources, contract distribution and signing, media requirements/dissemination, and reporting requirements.

Sixteen local law enforcement agencies and the Wyoming Highway Patrol worked the event with the goal of safety, service, and criminal apprehension as the priority for the event. Data was gathered and reported from local law enforcement for the time frame August 1-21, 2011, while the Wyoming Highway Patrol reported August 5-14, 2011. Attached to this report you will find the individual reports provided by the Wyoming Highway Patrol and a collective report for local law enforcement. These reports include statistics specific to motorcycle contacts and passenger vehicle violations. (See attachments)

This targeted event met the goals and mission of law enforcement reducing fatalities from four to one and crashes dropped from 29 to 20 as reported by the Wyoming Highway Patrol. This was the first year local law enforcement statistics were gathered specific to this event. There is no comparison to draw from except that collaboration by law enforcement and increased visibility and enforcement impacted the roadways and saved lives based on the reduction in numbers.

#### **Wyoming Highway Patrol for Sturgis (Pertinent to Highway Safety)**

##### **MISSION:**

The Ham and Jam deployment began on Friday August 5<sup>th</sup>, 2011 and ran thru Sunday August 14<sup>th</sup>, 2011. The Ham and Jam deployment is in conjunction with the annual Sturgis Motorcycle

rally. The Sturgis rally is the largest motorcycle rally in the world. The Ham and Jam run has been declared an annual event by the Governor and the Wyoming Highway Patrol Special Services Squad is activated to provide additional Law enforcement in the area.

The mission of the Wyoming Highway Patrol during the deployment was to ensure the safety of the motoring public and citizens through effective and impartial enforcement of Wyoming statutes.

#### **GOALS:**

**Safety, Service and Criminal Apprehension** are at all times our priority. Our goal was to reduce fatality, injury and property damage crashes, increase drunk driver arrests, provide for public safety and be prepared to respond and handle gang violence, crowd control and support other law enforcement agencies. These goals go hand in hand with the Patrols' and the Districts' Strategic plan.

The Wyoming Highway worked in cooperation with local entities including Weston and Crook county Sheriff's Office and the county attorney's office, the Hulett and Sundance Police Departments, county emergency management and the South Dakota Highway Patrol.

#### **DEPLOYMENT PLAN:**

Special Services Squad members, crash team members, Troopers and additional K-9 Troopers deployed in 4 flights for man-power needs. The first flight of Troopers along with other Division Q Troopers worked the Pre-Rally August 5<sup>th</sup> through the 7<sup>th</sup>. Squad Troopers were assigned Crook County. Division Q Troopers were assigned Weston County but augmented by Squad Troopers. Both groups of Troopers worked predominantly day shifts to have peak manpower available during peak traffic times. All reports indicate that traffic volume during pre-rally was down again this year.

The second flight of Special Services Squad Troopers replaced the first crew and began enforcement efforts in both Crook and Weston Counties August 8<sup>th</sup> through the 11<sup>th</sup>.

The K-9 Troopers joined the third flight of Squad Troopers and worked August 10<sup>th</sup> and 11<sup>th</sup> under the Squad Commanders. This flight overlapped the second flight to give us maximum manpower on Wednesday for Ham and Jam and the Devils Tower run for a total of 22 Troopers and 2 Squad Commanders. Additional Staff were also present. The K-9 units brought total additional Troopers used in the area in 2010 to 29 Troopers for the operational period. A total of 31 Troopers were utilized in 2011. The increase was two crash team members.

The fourth flight of Squad Troopers began on August 12<sup>th</sup> replacing the second flight and running through August 15<sup>th</sup>. Squad Troopers during this time concentrated efforts on US 85 due the high volume of traffic leaving the rally area. All Special Services Squad activities and additional K-9 deployments ended on August 15<sup>th</sup>.

Troopers were assigned zones to work in 1 person cars and assigned to one of three different zones to cover including; Zone A1 included all highways and calls east of Hulett and

Sundance, Zone A2 included all highways and calls west of Hulett and Sundance, and Zone A3 covering all of Weston county. Shifts were staggered to meet traffic volume needs. Five hours of Highway Safety grant time was made available to all eligible Troopers during the deployment.

The dispatch center also adjusted manpower and operated one rally dedicated radio tower manned by 6 two person teams over 3 shifts for the increased traffic during the entire deployment. Staggering flights of Troopers reduced the work and schedule load on the dispatch center reducing the amount of scheduled overtime again from years past.

WYDOT variable message signs (VMS) were utilized in two locations, to reduce speeds in hazard areas. The first was a slide area on highway 14 and the second was at the very congested intersection of WY24 and WY110, the Devils Tower intersection. No crashes occurred in these areas.

#### **ACTIVITIES:**

Daily enforcement activities were monitored and deployment activities are attached along with 2007 through 2010 activities for comparison. Twenty rally related crashes were reported with 1 fatality (all motorcycle) and 3 serious injury crashes in the operational area. This is down from 29 crashes with 4 fatalities last year. The cause of the fatality crash was failure to maintain lane (probably fell asleep or inattention). To be fair, 2 other fatality motorcycle crashes occurred that were directly related to the rally and both occurred just outside the operational area but the crashes were worked by deployed Troopers. South Dakota fatality rates decreased also with fatalities this year at 4 compared to 9 last year.

#### **POST DEPLOYMENT CONSIDERATION:**

##### **Safety:**

High visibility and activity by Wyoming Highway Patrol Troopers during the Rally was in keeping with the mission of the Patrol and the goals of the Strategic plan to reduce fatalities, crashes and reduce criminal activity. Fatalities dropped from 4 to 1 and crashes dropped from 29 to 20.

##### **Service:**

Troopers checked on or assisted motorist over 135 times and answered numerous calls for service such as livestock removal, road hazard removal and driving complaints.

##### **Criminal Apprehension:**

Troopers made over 1100 vehicle stops with over 500 citations including 11 drug arrests, 1 DWUI and 4 warrants severed.





# **ADDENDUM**



## Legislative Report

2011 General Session  
61<sup>st</sup> Wyoming Legislature  
January 11, 2011 – March 3, 2011 (37 days)

The following highway safety related bills PASSED

HB0029

Title: DUI – elimination of right to refuse test

Sponsors: Senator Johnson and Representatives Gingery and Barbuto

Description: An ACT relating to driving under the influence; eliminating the driver's right to refuse to undergo a test to determine the alcohol or controlled substance concentration in his body as specified; providing for issuance of a remotely communicated search warrant; conforming provisions; restricting use of test results as specified; repealing conflicting provisions; and providing for an effective date.

Key Points: Requires persons suspected of driving under the influence (DUI) to submit to chemical testing at the request of peace officers. Persons under arrest for DUI who refuse the request of peace officers to submit to chemical testing may still be compelled to do so judicially upon issuance of remotely communicated search warrants. Previously, if a driver suspected of DUI refused a Breathalyzer after a traffic stop it resulted in an automatic driver's license suspension for six (6) months, separate and apart from, potential criminal penalties upon conviction of the charge.

Last Action: Passed and effective July 1, 2011

SF0059

Title: "Spice" Drugs

Sponsors: Senators Esquibel, F., Hastert, Landen and Scott and Representatives Barbuto, Brown, Byrd, Esquibel, K., Goggles, Illoway, Lubnau and Petersen

Description: An ACT relating to the Wyoming Controlled Substances Act; adding specified controlled substances to schedule I of the act; authorizing additional positions; providing an appropriation; and providing for an effective date.

Key Points: Adds to the list of Schedule I controlled substances four (4) subsections of synthetic cannabinoids.

Last Action: Passed and effective March 3, 2011

SF0115

Title: DUI – child endangerment fines

Sponsor: Senator Ross

Description: An ACT relating to the operation of motor vehicles; providing a fine for child endangerment while driving under the influence; and providing for an effective date.

Key Points: Adds to the sanctions portion of W.S. 31-5-233(m)(i) the potential for a \$750.00 fine and imprisonment for not more than one (1) year. Previously, the only potential sanction for a first conviction under the subsection was imprisonment for not more than one (1) year.

Last Action: Passed and effective July 1, 2011

SF0137

Title: Ignition interlock devices

Sponsors: Senators Perkins and Ross and Representatives Brown and Nicholas, B.

Description: An ACT relating to the operation of motor vehicles; specifying standards for the imposition of interlock device penalties related to driving while under the influence of alcohol; and providing for an effective date.

Key Points: Establishes WYDOT's administrative action as determining whether a person had an alcohol concentration of 0.15% or more for first convictions requiring operation of vehicles equipped only with an ignition interlock device for a period of six (6) months.

Last Action: Passed and effective July 1, 2011

**Wyoming Department of Transportation - Highway Safety Program  
Enforcement Activity & Crash Data**

**FY 2011 TOTALS**  
(October 1, 2010 thru September 30, 2011)

UPDATED: 10/25/11

Department	Auth. Hours	Total Overtime Hours Worked	Total Hours Remaining	Total Speed Citations	Total Child Restraint Citations	Total Seat Belt Citations	Total Warnings	Total Other Arrests/ Citations	Total Contacts/ Assists	Total DUI Arrests	All Crashes		Crashes Involving Alcohol		Crashes Involving Injury		Crashes Involving Fatality	
											FY 2010 Totals	FY 2011 Totals	FY 2010 Totals	FY 2011 Totals	FY 2010 Totals	FY 2011 Totals	FY 2010 Totals	FY 2011 Totals
Alpine Police Department	223	192	31	108	1	0	84	23	87	15	3	2	0	0	0	0	0	0
Basin Police Department	950	136	514.5	100	0	3	156	1	0	0	24	26	0	1	0	0	0	0
Big Horn County Sheriff's Office	696	582	114.5	62	0	3	335	23	142	6	17	25	1	0	1	1	0	0
Buffalo Police Department	559	525	34	57	7	8	239	29	149	3	59	67	5	2	6	3	0	1
Byron Police Department	578	578	0	188	0	21	104	8	89	0	0	2	0	0	0	0	0	0
Campbell County Sheriff's Office	323	297	26.5	36	0	15	202	65	331	4	370	316	22	16	40	24	1	1
Casper Police Department	332	233	99	140	0	2	113	98	87	9	2690	2615	170	126	397	352	4	2
Cheyenne Police Department	408	350	58.5	39	0	49	246	170	136	15	1724	1633	78	108	343	335	2	1
Cokeville Police Department	430	270	160	237	0	0	150	78	14	1	3	5	1	0	0	1	0	0
Converse County Sheriff's Office	360	343	17	84	0	4	482	89	288	3	38	52	6	3	10	14	0	0
Douglas Police Department	348	186	162.25	13	0	10	106	15	251	3	177	155	15	13	25	20	0	0
Evanson Police Department	312	252	60.5	33	1	11	178	85	43	9	185	178	7	9	29	26	0	0
Evansville Police Department	460	395	65	269	0	1	43	57	22	7	80	84	6	4	13	6	0	1
Fremont County Sheriff's Office	568	479	89.5	92	3	10	199	76	87	19	119	140	23	15	27	22	1	1
Gillette Police Department	335	213	121.75	42	1	29	215	75	225	8	1444	1503	82	92	187	170	0	0
Glenrock Police Department	235	222	13	17	0	6	133	18	59	1	44	35	5	0	5	1	0	0
Goshen County Sheriff's Dept	549	167	382	18	3	5	231	13	72	2	71	70	11	4	16	8	0	1
Green River Police Department	370	142	228.5	17	3	17	170	46	41	2	331	367	20	33	18	47	0	0
Greybull Police Department	276	273	3	22	1	4	86	7	21	2	36	34	0	0	0	1	0	0
Guernsey Police Department	272	194	78	19	0	1	96	33	28	4	21	10	1	0	2	0	0	0
Hot Springs County Sheriff's Ofc	566	382	184.5	107	0	0	84	15	155	4	22	22	2	5	3	4	0	0
Jackson Police Department	392	327	65.5	14	0	13	142	36	423	11	293	327	16	10	9	8	0	0
Johnson County Sheriff's Office	538	424	114	64	1	10	274	27	131	12	105	99	1	3	5	11	1	0
Kemmerer Police Department	282	242	40	20	0	7	166	25	239	12	65	75	3	6	1	4	0	0
Lander Police Department	454	454	0	8	3	11	393	125	71	20	192	165	6	9	22	30	0	1
Laramie County Sheriff's Office	357.5	201	156.5	117	0	4	147	31	57	12	213	146	16	14	23	22	0	2
Laramie Police Department-DUI	304	250	54	4	0	0	151	48	151	39	986	896	56	46	112	99	1	0
Laramie Police Department-HVE	227	184	63	257	0	2	67	80	13	1	0	0	0	0	0	0	0	0
Lincoln County Sheriff's Office	444	397	47.5	366	1	1	144	40	73	16	81	110	11	7	31	53	1	1
Lingle Police Department	230	134	96	9	2	8	250	20	1	0	8	6	0	0	0	0	0	0
Lovell Police Department	668	664	2	140	4	40	204	71	270	0	0	35	0	2	0	2	0	0
Lusk Police Department	625	411	214	61	0	0	322	12	71	1	6	9	0	0	0	2	0	0
Lyman Police Department	140	117	23	9	0	6	130	12	128	1	22	23	0	0	3	1	0	0
Mills Police Department	468	467	0.6	112	9	107	528	136	797	24	71	80	11	10	11	16	0	1
Moorcroft Police Department	316	242	74	42	0	6	184	48	3	0	20	18	2	0	5	0	0	0
Natrona County Sheriff's Office	382	291	91.5	160	1	1	154	45	80	16	181	177	8	6	22	33	0	2
Pine Bluffs Police Department	308	0	308	0	0	0	0	0	0	0	12	14	0	0	0	1	0	0
Platte County Sheriff's Office	542	392	150	36	4	4	264	26	213	11	61	50	7	3	5	7	1	1
Powell Police Department	532	76	456	5	0	0	42	9	39	3	172	182	7	9	3	15	0	0
Riverton Police Department	395	119	275.75	38	7	17	151	30	10	6	308	312	29	35	61	52	0	2
Rock Springs Police Department	322	249	73.25	124	1	34	273	152	315	27	793	927	67	74	109	139	1	1
Sheridan County Sheriff's Office	476	384	92.5	53	1	12	358	27	163	3	72	55	15	11	18	7	0	0
Sheridan Police Department	362	295	67	24	0	4	160	37	96	9	443	394	18	29	47	46	0	1
Shoshoni Police Department	275	242	33	195	1	0	82	18	346	3	16	17	2	1	0	0	0	0
Teton County Sheriff's Office	500	478	22	110	1	11	356	64	624	9	140	145	4	8	6	7	0	2
Thermopolis Police Dept	425	263	162.5	17	0	2	29	7	115	4	60	60	4	4	4	6	0	0
Torrington Police	300	162	138.5	9	0	1	160	25	99	5	83	95	8	7	12	17	0	0
UW Police Department	360	360	0	72	0	14	476	54	205	17	46	33	0	2	2	1	0	0
Washakie County Sheriff's Office	740	627	113	13	0	0	155	41	259	3	18	16	1	0	0	1	1	0
Wheatland Police Department	360	52	308	11	3	10	36	7	7	2	63	70	1	9	4	14	0	0
Worland Police Department	688	682	6	33	2	1	419	49	272	3	103	103	4	1	14	20	0	0
Sundance Police Department	105	37	69	3	0	0	11	1	14	0								
Newcastle Police Department	121	117	4	32	0	0	17	8	77	0								
Niobrara County Sheriff's Office	222	121	101	71	0	0	48	8	32	0								
Hulett Police Department	167	184	-17	5	0	0	7	0	6	0								
Crook County Sheriff's Office	167	167	0	8	6	6	37	11	16	0								
<b>Total</b>	<b>22042.5</b>	<b>16195.90</b>	<b>5846.80</b>	<b>3942</b>	<b>61</b>	<b>525</b>	<b>9969</b>	<b>2335</b>	<b>7773</b>	<b>387</b>	<b>12091</b>	<b>11980</b>	<b>752</b>	<b>737</b>	<b>1651</b>	<b>1649</b>	<b>14</b>	<b>22</b>

A3



Wyoming Department of Transportation - Highway Safety Program  
 Selective Traffic Enforcement Program Grants  
**FY11 Totals for All Events**  
 October 1, 2010 thru September 30, 2011

UPDATED: 10/24/2011

Event	Dates	Auth. Hours	Overtime Hours Worked	Speed Citations	Child Restraint Citations	Seat Belt Citations	Warnings	Other Arrests/Citations	Contacts-Assists	DUI Arrests	DUI BAC				
											<.07	.08 - .14	.15 - .21	.22 and up	Refusal or Unknown
N1: National Teen Driver Week	October 17 - October 24, 2010	821	583	222	3	73	506	114	295	6	1	2	2	0	1
N2: Buzed Driving is Drunk Driving	October 25 - November 1, 2010	929	737	110	0	29	366	141	324	38	2	15	7	1	16
N3: Click it, Don't Risk it	November 19 - November 29, 2010	1279	1048.25	378	12	106	769	179	489	4	0	1	1	0	3
N4: Buzed Driving is Drunk Driving	November 30 - December 12, 2010	1156	865.4	97	2	7	543	181	314	46	0	12	15	1	18
N5: Over the Limit, Under Arrest	October 1, 2010 - September 30, 2010	1620	1201	73	0	7	527	168	434	53	4	15	10	1	21
N6: Super Bowl	February 4 - February 7, 2011	455	302	46	2	3	154	47	111	9	0	2	4	2	1
N7: St. Patrick's Day	March 11 - March 21, 2011	875	579.5	82	1	11	316	71	204	24	2	8	4	1	9
N8: Motorcycle Awareness	April 22 - May 2, 2011	1283	1010	286	2	37	707	125	459	10	0	1	3	1	5
N9: May Mobilization	May 2 - June 5, 2011	3823	3301.25	1166	23	144	2245	504	1687	24	1	6	5	1	14
N10: Fourth of July	June 24 - July 5, 2011	1376	930.5	138	3	15	513	110	459	23	2	11	5	0	5
N11: National Enforcement Crackdown	August 19 - September 6, 2011	2456	1619.5	309	4	24	926	274	699	63	4	23	19	2	15
N12: Child Passenger Safety Week	September 17 - September 26, 2011	990	499.5	217	0	14	287	89	306	3	0	0	1	2	1
Local Events	October 1, 2010 - September 30, 2010	2946.5	1813.25	441	8	25	1169	193	1107	75	5	28	12	2	31
Special Event (154AL) - Sturgis	August 1 - August 21, 2011	2033	1705.75	377	1	30	941	139	885	9	1	2	4	0	0
<b>Total</b>		<b>22042.5</b>	<b>16195.9</b>	<b>3942</b>	<b>61</b>	<b>525</b>	<b>9969</b>	<b>2335</b>	<b>7773</b>	<b>387</b>	<b>22</b>	<b>126</b>	<b>92</b>	<b>14</b>	<b>140</b>

A4

Wyoming Department of Transportation - Highway Safety Program  
 Selective Traffic Enforcement Program Grants  
**Local Events - ALL by AGENCY**  
 October 1, 2010 - September 30, 2011

UPDATED: 10/17/11

Department	Auth. Hours	Overtime Hours Worked	Speed Citations	Child Restraint Citations	Seat Belt Citations	Warnings	Other Arrests/Citations	Contacts-Assists	DUI Arrests	DUI BAC				
										<.07	.08 -.14	.15 -.21	.22 and up	Refusal or Unknown
Alpine Police Department	65	58	42	1	0	20	4	20	6	0	3	1	0	2
Basin Police Department	0													
Big Horn County Sheriff's Office	74	50	12	0	0	22	4	22	2	0	0	1	0	1
Buffalo Police Department	53	53	12	0	0	20	2	17	0	0	0	0	0	0
Byron Police Department	24	24	2	0	0	4	2	4	0	0	0	0	0	0
Campbell County Sheriff's Office	0													
Casper Police Department	126	75	42	0	0	44	22	41	2	0	1	1	0	0
Cheyenne Police Department	0													
Cokeville Police Department	20	0	0	0	0	0	0	0	0	0	0	0	0	0
Converse County Sheriff's Office	0													
Douglas Police Department	45	28.75	1	0	1	14	0	43	1	0	0	1	0	0
Evanston Police Department	40	0	0	0	0	0	0	0	0	0	0	0	0	0
Evansville Police Department	50	50	20	0	0	14	9	4	3	1	1	0	0	1
Fremont County Sheriff's Office	0													
Gillette Police Department	12	0	0	0	0	0	0	0	0	0	0	0	0	0
Glenrock Police Department	90	90	3	0	0	46	10	35	0	0	0	0	0	0
Goshen County Sheriff's Dept	133	31	4	2	4	39	2	12	1	1	0	0	0	0
Green River Police Department	60	25	5	0	3	35	16	7	0	0	0	0	0	0
Greybull Police Department	0													
Guernsey Police Department	24	0	0	0	0	0	0	0	0	0	0	0	0	0
Hot Springs County Sheriff's Ofc	0													
Jackson Police Department	192	183.5	6	0	5	85	17	268	5	0	1	1	0	3
Johnson County Sheriff's Office	24	24	1	0	0	16	3	7	1	0	0	1	0	0
Kemmerer Police Department	27	21	0	0	0	11	2	16	1	0	0	0	0	2
Lander Police Department	0													
Laramie County Sheriff's Office	15.5	15.5	0	0	0	8	3	10	2	0	1	1	0	0
Laramie Police Department - DUI	127	90	0	0	0	74	14	51	12	1	6	1	1	5
Laramie Police Department - HVE	60	24	42	0	0	14	2	2	0	0	0	0	0	0
Lincoln County Sheriff's Office	92	90	65	0	0	36	6	11	6	0	2	0	1	3
Lingle Police Department	33	0	0	0	0	0	0	0	0	0	0	0	0	0
Lovell Police Department	0													
Lusk Police Department	150	62	0	0	0	92	1	23	0	0	0	0	0	0
Lyman Police Department	20	0	0	0	0	0	0	0	0	0	0	0	0	0
Mills Police Department	44	44	6	0	3	68	6	70	4	0	2	0	0	2
Moorcroft Police Department	68	43	17	0	0	19	4	0	0	0	0	0	0	0
Natrona County Sheriff's Office	146	95	91	1	1	28	12	9	5	0	3	0	0	1
Pine Bluffs Police Department	64	0	0	0	0	0	0	0	0	0	0	0	0	0
Platte County Sheriff's Office	271	178	19	4	0	121	8	174	3	2	1	0	0	0
Powell Police Department	217	23.5	0	0	0	15	1	5	3	0	0	2	0	1
Riverton Police Department	0													
Rock Springs Police Department	0													
Sheridan County Sheriff's Office	30	29.5	5	0	0	34	1	20	0	0	0	0	0	0
Sheridan Police Department	82	62	0	0	0	11	8	37	2	0	1	1	0	0
Shoshoni Police Department	0													
Teton County Sheriff's Office	40	40	2	0	0	26	3	50	2	0	0	0	0	3
Thermopolis Police Dept.	145	92	1	0	1	0	0	40	3	0	0	0	0	3
Torrington Police	115	61.5	3	0	0	50	10	32	2	0	1	0	0	1
UW Police Department	150	150	40	0	7	203	21	77	9	0	5	1	0	3
Washakie County Sheriff's Office	0													
Wheatland Police Department	18	0	0	0	0	0	0	0	0	0	0	0	0	0
Worland Police Department	0													
<b>Total</b>	<b>2946.5</b>	<b>1813.25</b>	<b>441</b>	<b>8</b>	<b>25</b>	<b>1169</b>	<b>193</b>	<b>1107</b>	<b>75</b>	<b>5</b>	<b>28</b>	<b>12</b>	<b>2</b>	<b>31</b>

AS

Wyoming Department of Transportation - Highway Safety Program  
Selective Traffic Enforcement Program Grants

Local Events - 402

October 1, 2010 - September 30, 2011

UPDATED: 10/17/11

Department	Auth. Hours	Overtime Hours Worked	Speed Citations	Child Restraint Citations	Seat Belt Citations	Warnings	Other Arrests/ Citations	Contacts-Assists	DUI Arrests	DUI BAC				
										<.07	.08 - .14	.15 ~ .21	.22 and up	Refusal or Unknown
Alpine Police Department	45	38	21	0	0	12	2	10	6	0	3	1	0	2
* L1 - Hunting Season 10/1-11/1/10	30	30	13	0	0	7	1	6	5	0	3	1	0	1
* L2 - Mountain Days 6/15-6/18/11	15	8	8	0	0	5	1	4	1	0	0	0	0	1
Basin Police Department	0													
Big Horn County Sheriff's Office	0													
Buffalo Police Department	0													
Byron Police Department	0													
Campbell County Sheriff's Office	0													
Casper Police Department	74	29	17	0	0	7	8	14	0	0	0	0	0	0
* L1 - CARTE Program 12/31/10	16	0	0	0	0	0	0	0	0	0	0	0	0	0
* L2 - CARTE Program 1/17-1/21/11	16	0	0	0	0	0	0	0	0	0	0	0	0	0
* L5 - CARTE Program 4/25-6/20/11(Actual 6/28/11)	20	20	8	0	0	5	3	7	0	0	0	0	0	0
* L7 - CARTE Program 9/5-9/18/11	22	9	9	0	0	2	5	7	0	0	0	0	0	0
Cheyenne Police Department	0													
Cokeville Police Department	20	0	0	0	0	0	0	0	0	0	0	0	0	0
* L1 - Mormon Holiday 7/15-8/1/11	20	0	0	0	0	0	0	0	0	0	0	0	0	0
Converse County Sheriff's Office	0													
Douglas Police Department	15	15	1	0	0	11	0	20	0	0	0	0	0	0
* L2 - WY State Fair 8/13-8/21/11	15	15	1	0	0	11	0	20	0	0	0	0	0	0
Evanston Police Department	40	0	0	0	0	0	0	0	0	0	0	0	0	0
* L1 - Uleta Co Fair 7/24-8/3/11	40	0	0	0	0	0	0	0	0	0	0	0	0	0
Evansville Police Department	25	25	18	0	0	2	1	0	0	0	0	0	0	0
* L2 - Carte Various	25	25	18	0	0	2	1	0	0	0	0	0	0	0
Fremont County Sheriff's Office	0													
Gillette Police Department	0													
Glenrock Police Department	30	30	3	0	0	19	1	7	0	0	0	0	0	0
* L1 - Hog Fest (Rally) 6/25-6/27/11(Actual 24-26th)	30	30	3	0	0	19	1	7	0	0	0	0	0	0
Goshen County Sheriff's Dept	69	31	4	2	4	39	2	12	1	1	0	0	0	0
* L1 - EWC Rodeo 3/24-28/11	8	0	0	0	0	0	0	0	0	0	0	0	0	0
* L4 - Cheyenne Frontier Days 7/24-7/31/11	20	14	2	2	4	18	1	4	0	0	0	0	0	0
* L5 - Sturgis Bike Week 8/1-8/18/11	40	17	2	0	0	21	1	8	1	1	0	0	0	0
Green River Police Department	60	25	5	0	3	35	16	7	0	0	0	0	0	0
* L1 - Crystal Classic 3/6-3/20/11	20	20	5	0	1	26	14	7	0	0	0	0	0	0
* L2 - Buckboard Classic 6/6-6/19/11	20	5	0	0	2	9	2	0	0	0	0	0	0	0
* L3 - Labor Day 9/1-9/13/11	20	0	0	0	0	0	0	0	0	0	0	0	0	0
Greybull Police Department	0													
Guernsey Police Department	24	0	0	0	0	0	0	0	0	0	0	0	0	0
* L1 - Sturgis Rally 8/6-8/20/11	24	0	0	0	0	0	0	0	0	0	0	0	0	0
Hot Springs County Sheriff's Ofc	0													
Jackson Police Department	80	71.5	6	0	2	43	9	109	1	0	0	0	0	1
* L5 - Summer Tourist Season 7/1-9/30/11	80	71.5	6	0	2	43	9	109	1	0	0	0	0	1
Johnson County Sheriff's Office	0													
Kennermer Police Department	16	8	0	0	0	8	0	10	0	0	0	0	0	0
* L1 - Fossil Fest 7/9-7/10/11	16	8	0	0	0	8	0	10	0	0	0	0	0	0
Lander Police Department	0													
Laramie County Sheriff's Office	0													
Laramie Police Department - DUI	20	0	0	0	0	0	0	0	0	0	0	0	0	0
* L1 - UW Spring Semester 3/22-4/21/11	20	0	0	0	0	0	0	0	0	0	0	0	0	0
* L3 - UW Students Return 9/7-9/16/11	0	0	0	0	0	0	0	0	0	0	0	0	0	0
Laramie Police Department - HVE	36	0	0	0	0	0	0	0	0	0	0	0	0	0
* L1 - UW Spring Semester 3/22-4/21/11	24	0	0	0	0	0	0	0	0	0	0	0	0	0
* L3 - UW Students Return 9/7-9/16/11	12	0	0	0	0	0	0	0	0	0	0	0	0	0

A6



Department	Auth. Hours	Overtime Hours Worked	Speed Citations	Child Restraint Citations	Seat Belt Citations	Warnings	Other Arrests/Citations	Contacts-Assists	DUI Arrests	<.07	.08 - .14	.15 - .21	.22 and up	Refusal or Unknown
Lincoln County Sheriff's Office	30	30	63	0	0	15	2	3	0	0	0	0	0	0
L2 - Lincoln Co Fair PDR 7/24-8/11/11	30	30	63	0	0	15	2	3	0	0	0	0	0	0
Lingle Police Department	25	0	0	0	0	0	0	0	0	0	0	0	0	0
L1 - Sturgis Week 8/1-8/16/11	25	0	0	0	0	0	0	0	0	0	0	0	0	0
Lovell Police Department	0													
Lusk Police Department	100	62	0	0	0	92	1	23	0	0	0	0	0	0
L1 - Rawhide Days 7/7-7/19/11	100	62	0	0	0	92	1	23	0	0	0	0	0	0
Lyman Police Department	20	0	0	0	0	0	0	0	0	0	0	0	0	0
L1 - Pioneer Days 7/29-7/27/11	20	0	0	0	0	0	0	0	0	0	0	0	0	0
Mills Police Department	0													
Moorcroft Police Department	68	43	17	0	0	19	4	0	0	0	0	0	0	0
L1 - Moorcroft Jubilee 7/8-7/16/11	40	18	6	0	0	10	4	0	0	0	0	0	0	0
L2 - Sturgis Rally 8/8-8/14/11	28	25	11	0	0	9	0	0	0	0	0	0	0	0
Natrona County Sheriff's Office	115	64	91	1	1	12	8	3	0	0	0	0	0	0
L2 - Spring Break 3/5-3/13/11	45	6	10	0	0	2	0	0	0	0	0	0	0	0
L3 - Weekend Ent 8/5-8/7/11	20	20	23	0	0	6	2	2	0	0	0	0	0	0
L6 - Weekend Ent 8/12-8/14/11	25	13	20	0	0	2	4	1	0	0	0	0	0	0
L7 - Weekend Ent 7/22-7/24/11	25	25	38	1	1	2	2	0	0	0	0	0	0	0
Pine Bluffs Police Department														
Platte County Sheriff's Office	121	64	6	0	0	32	2	67	0	0	0	0	0	0
L3 - Platte Co Fair 7/19-8/14/11	121	64	6	0	0	32	2	67	0	0	0	0	0	0
Powell Police Department	96	9	0	0	0	12	0	3	2	0	0	2	0	0
L9 - Park Co Fair 7/22-3/6/11	96	9	0	0	0	12	0	3	2	0	0	2	0	0
Riverton Police Department	0													
Rock Springs Police Department	0													
Sheridan County Sheriff's Office	0													
Sheridan Police Department	0													
Shoshoni Police Department	0													
Teton County Sheriff's Office	0													
Thermopolis Police Dept	0													
Torrington Police	80	37	3	0	0	26	2	23	1	0	1	0	0	0
L1 - College Rodeo 5/20-28/11	20	3	0	0	0	7	0	2	0	0	0	0	0	0
L3 - Prom/Graduation 5/8/11	20	16	1	0	0	7	0	2	0	0	0	0	0	0
L6 - Sturgis Bike Rally 8/1-8/15/11	20	6	1	0	0	5	0	12	1	0	1	0	0	0
L7 - August Crackdown 8/11-8/17/11	20	12	1	0	0	7	2	7	0	0	0	0	0	0
LW Police Department	80	80	33	0	7	140	10	48	0	0	0	0	0	0
L2 - Fall Speed 9/1-9/30/11	40	40	25	0	2	62	5	19	0	0	0	0	0	0
L4 - Spring Speed 4/1-5/1/11	40	40	8	0	5	78	5	29	0					
Washakie County Sheriff's Office	0													
Wheatland Police Department	0													
Worland Police Department	0													
<b>Total</b>	<b>1289</b>	<b>661.5</b>	<b>288</b>	<b>3</b>	<b>17</b>	<b>524</b>	<b>68</b>	<b>379</b>	<b>11</b>	<b>1</b>	<b>4</b>	<b>3</b>	<b>0</b>	<b>3</b>
	1289													

A7

Wyoming Department of Transportation - Highway Safety Program  
 Selective Traffic Enforcement Program Grants  
**Local Events - 154AL**  
 October 1, 2010 - September 30, 2011

UPDATED 10/17/11

Department	Auth. Hours	Overtime Hours Worked	Speed Citations	Child Restrain Citations	Seat Belt Citations	Warnings	Other Arrests/ Citations	Contacts-Assists	DUI Arrests	DUI BAC				
										<.07	.08 -.14	.15 ~ .21	.22 and up	Refusal or Unknown
Alpine Police Department	20	20	21	1	0	8	2	10	0	0	0	0	0	0
L3 - Mid Summer Event 7/21-7/31/11	20	20	21	1	0	8	2	10	0	0	0	0	0	0
Basin Police Department	0	0	0	0	0	0	0	0	0	0	0	0	0	0
Big Horn County Sheriff's Office	74	50	12	0	0	22	4	22	2	0	0	1	0	1
L1 - Mustang Days 6/23-7/2/11	24	0	0	0	0	0	0	0	0	0	0	0	0	0
L2 - Byron Days 7/8-7/11/11	12	12	2	0	0	2	2	2	2	0	0	1	0	1
L3 - Cowley Days 7/23/11	8	8	1	0	0	1	0	11	0	0	0	0	0	0
L4 - Big Horn Go Fair 8/15-8/27/11	30	30	9	0	0	19	2	9	0	0	0	0	0	0
Buffalo Police Department	53	53	12	0	0	20	2	17	0	0	0	0	0	0
L1 - Fair & Rodeo 8/14-8/17/2011	53	53	12	0	0	20	2	17	0	0	0	0	0	0
Byron Police Department	24	24	2	0	0	4	2	4	0	0	0	0	0	0
L1 - Byron Days 7/8-7/9/11	24	24	2	0	0	4	2	4	0	0	0	0	0	0
Campbell County Sheriff's Office	0	0	0	0	0	0	0	0	0	0	0	0	0	0
Casper Police Department	52	46	25	0	0	37	14	27	2	0	1	1	0	0
L3 - CARTE Program 2/13-2/28/11	14	14	24	0	0	8	5	13	0	0	0	0	0	0
L4 - CARTE Program 3/13-4/4/11	18	18	1	0	0	19	4	1	0	0	0	0	0	0
L8 - CARTE Program 8/27-8/22/11	20	14	0	0	0	12	5	13	2	0	1	1	0	0
Cheyenne Police Department	0	0	0	0	0	0	0	0	0	0	0	0	0	0
Cokeville Police Department	0	0	0	0	0	0	0	0	0	0	0	0	0	0
Converse County Sheriff's Office	0	0	0	0	0	0	0	0	0	0	0	0	0	0
Douglas Police Department	30	13.75	0	0	1	3	0	23	1	0	0	1	0	0
L1 - Jackalope Days June 3-6, 2011	15	0	0	0	0	0	0	0	0	0	0	0	0	0
L2 - WY State Fair 8/13-8/21/11	15	13.75	0	0	1	3	0	23	1	0	0	1	0	0
Evanson Police Department	0	0	0	0	0	0	0	0	0	0	0	0	0	0
Evansville Police Department	25	25	2	0	0	12	8	4	3	1	1	0	0	1
L1 - Carle Veterans 8/16-8/11	25	25	2	0	0	12	8	4	3	1	1	0	0	1
Fremont County Sheriff's Office	0	0	0	0	0	0	0	0	0	0	0	0	0	0
Gillette Police Department	12	0	0	0	0	0	0	0	0	0	0	0	0	0
L1 - Crawfish Boil 4/1-4/30/11	12	0	0	0	0	0	0	0	0	0	0	0	0	0
Glenrock Police Department	60	60	0	0	0	27	9	28	0	0	0	0	0	0
L2 - Deer Creek Days 8/3-8/7/11	60	60	0	0	0	27	9	28	0	0	0	0	0	0
Goshen County Sheriff's Dept	64	0	0	0	0	0	0	0	0	0	0	0	0	0
L2 - Weekend Events 8/10-11, 17-18	24	0	0	0	0	0	0	0	0	0	0	0	0	0
L3 - Weekend Events 7/8-10, 15-17, 22-24	32	0	0	0	0	0	0	0	0	0	0	0	0	0
L6 - Sturgis Bike Week 8/1-8/18/11	8	0	0	0	0	0	0	0	0	0	0	0	0	0
Green River Police Department	0	0	0	0	0	0	0	0	0	0	0	0	0	0
Greybull Police Department	0	0	0	0	0	0	0	0	0	0	0	0	0	0
Guernsey Police Department	0	0	0	0	0	0	0	0	0	0	0	0	0	0
Hot Springs County Sheriff's Ofc	0	0	0	0	0	0	0	0	0	0	0	0	0	0
Jackson Police Department	112	112	0	0	3	42	8	159	4	0	1	1	0	2
L1 - KMTN Halloween Party 10/28-10/31/11	8	8	0	0	0	0	0	0	1	0	0	0	0	1
L2 - Shriner's Cutler Races 2/19-2/29/11	8	8	0	0	0	0	2	22	0	0	0	0	0	0
L3 - HBB Climb Weekend 3/23-3/27/11	32	32	0	0	0	17	5	58	1	0	0	0	0	1
L4 - Summer Tourist Season 7/6-8/30/11	40	40	0	0	0	13	1	35	2	0	1	1	0	0
L8 - Teton County Fair 7/24-7/31/11	24	24	0	0	3	12	0	26	0	0	0	0	0	0
Johnson County Sheriff's Office	24	24	1	0	0	16	3	7	1	0	0	1	0	0
L1 - Fair & Rodeo 8/14-8/20/11	24	24	1	0	0	16	3	7	1	0	0	1	0	0
Kemmerer Police Department	11	13	0	0	0	3	2	6	1	0	0	0	0	2
L2 - Oyster Ridge Music Fes 7/29-8/1/11	11	13	0	0	0	3	2	6	1	0	0	0	0	2
Lander Police Department	0	0	0	0	0	0	0	0	0	0	0	0	0	0
Laramie County Sheriff's Office Dec	15.5	15.5	0	0	0	8	3	10	2	0	1	1	0	0
Laramie Police Department - DUI	107	90	0	0	0	74	14	51	12	1	6	1	1	5
L2 - Frontier Days, Jubilee 7/6-8/18/11	30	13	0	0	0	0	1	13	2	0	1	0	0	1
L4 - Albany County Enforcement Squad-Special	77	77	0	0	0	74	13	38	10	1	8	1	1	4
Laramie Police Department - HVE	24	24	42	0	0	14	2	2	0	0	0	0	0	0
L2 - Frontier Days, Jubilee 7/6-8/18/11	24	24	42	0	0	14	2	2	0	0	0	0	0	0

A8



Department	Auth. Hours	Overtime Hours Worked	Speed Citations	Child Restraint Citations	Seat Belt Citations	Warnings	Other Arrests/Citations	Contacts-Assists	DUI Arrests	<.07	.08-.14	.15-.21	.22 and up	Refusal or Unknown
Lincoln County Sheriff's Office	62	60	2	0	0	21	4	8	6	0	2	0	1	3
L1 - Lincoln Co Fair PBR 7/24-8/19/11	33	32	2	0	0	9	4	2	5	0	2	0	0	3
L3 - Mountain Days 6/16-6/19/11	30	28	0	0	0	12	0	6	1	0	0	0	1	0
Single Police Department	8	0	0	0	0	0	0	0	0	0	0	0	0	0
L3 - Labor Day 8/3-8/16/11	8	0	0	0	0	0	0	0	0	0	0	0	0	0
Lovell Police Department	0	0	0	0	0	0	0	0	0	0	0	0	0	0
Lusk Police Department	50	0	0	0	0	0	0	0	0	0	0	0	0	0
L2 - Sturgis 7/28-8/8/11	50	0	0	0	0	0	0	0	0	0	0	0	0	0
Lyman Police Department	0	0	0	0	0	0	0	0	0	0	0	0	0	0
Mills Police Department	44	44	6	0	3	68	6	70	4	0	2	0	0	2
L1 - CNFR 6/1-6/30/11	44	44	6	0	3	68	6	70	4	0	2	0	0	2
Moorcroft Police Department	0	0	0	0	0	0	0	0	0	0	0	0	0	0
Natrona County Sheriff's Office	31	31	0	0	0	16	4	6	5	0	3	0	0	1
L1 - National Finals Rodeo 6/5-6/25/11	31	31	0	0	0	16	4	6	5	0	3	0	0	1
Pine Bluffs Police Department	64	0	0	0	0	0	0	0	0	0	0	0	0	0
L1 - Trail Days 8/4-8/8/11	64	0	0	0	0	0	0	0	0	0	0	0	0	0
Platte County Sheriff's Office	150	114	13	4	0	89	6	87	3	2	1	0	0	0
L1 - Chugwater Chili 6/15-6/22/11	75	64.5	7	4	0	46	5	88	1	0	1	0	0	0
L2 - Gêndo Days/Guernsey 8/27-7/14/11	75	49.5	6	0	0	43	1	19	2	2	0	0	0	0
Powell Police Department	121	14.5	0	0	0	3	1	2	1	0	0	0	0	1
L1 - Local Dances 10/1-2,8-8,15-16/10	15	0	0	0	0	0	0	0	0	0	0	0	0	0
L2 - Local Dances 11/5-6/10, 12/13/10	10	0	0	0	0	0	0	0	0	0	0	0	0	0
L3 - Local Dances 1/7-8,14-15,21-22/11	15	4	0	0	0	0	0	1	0	0	0	0	0	0
L4 - Local Dances 2/11-12/10-19,25-26/11	15	0	0	0	0	0	0	0	0	0	0	0	0	0
L5 - Local Dances 3/4-5,25-26/11	10	0	0	0	0	0	0	0	0	0	0	0	0	0
L6 - Local Dances 4/1-2,8-8,15-16/11	15	0	0	0	0	0	0	0	0	0	0	0	0	0
L7 - Local Dances 6/10-11,17-18/11	10	5.5	0	0	0	1	1	1	1	0	0	0	0	1
L8 - Local Dances 7/8-8,15-16/11	11	5	0	0	0	2	0	1	0	0	0	0	0	0
L10 - Local Dances 8/5-8,12-13/11	10	0	0	0	0	0	0	0	0	0	0	0	0	0
L11 - Local Dances 8/8-10,16/11	10	0	0	0	0	0	0	0	0	0	0	0	0	0
Riverton Police Department	0	0	0	0	0	0	0	0	0	0	0	0	0	0
Rock Springs Police Department	0	0	0	0	0	0	0	0	0	0	0	0	0	0
Sheridan County Sheriff's Office	30	29.5	5	0	0	34	1	20	0	0	0	0	0	0
L1 - Dayton Days 7/21-31/11	30	29.5	5	0	0	34	1	20	0	0	0	0	0	0
Sheridan Police Department	82	62	0	0	0	11	8	37	2	0	1	1	0	0
L1 - Thursday Festival 5/19/11	8	6	0	0	0	0	0	0	0	0	0	0	0	0
L2 - Thursday Festival 8/16/11	8	6	0	0	0	6	0	0	0	0	0	0	0	0
L3 - Chrome Cowgirls MC Run 8/18/11	8	0	0	0	0	0	0	0	0	0	0	0	0	0
L4 - WYO Rodeo 7/7-17/11	50	50	0	0	0	3	7	30	2	0	1	1	0	0
L5 - Thursday Festival 8/18/11	8	4	0	0	0	1	0	6	0	0	0	0	0	0
L6 - Thursday Festival 8/15/11	8	2	0	0	0	1	1	1	0	0	0	0	0	0
Shoshoni Police Department	0	0	0	0	0	0	0	0	0	0	0	0	0	0
Teton County Sheriff's Office	40	40	2	0	0	26	3	50	2	0	0	0	0	3
L1 - World Champ Hillclimb 3/24-28/11	20	20	1	0	0	25	2	29	1	0	0	0	0	1
L2 - Closing Week Teton Village 4/1-10/11	20	20	1	0	0	1	1	21	1	0	0	0	0	2
Thermopolis Police Dept.	145	92	1	0	1	0	0	40	3	0	0	0	0	3
L1 - 3 on 3 BB (Orig 5/6-8/11) Chgd to 5/13-5/15	75	71	0	0	0	0	0	26	1	0	0	0	0	1
L2 - Demo Derby 6/29-22/11	30	5	0	0	1	0	0	2	1	0	0	0	0	1
L3 - Reunion Weekend 7/15-17/11	30	6	0	0	0	0	0	0	0	0	0	0	0	0
L6 - Halloween 10/27-11/2/10	10	10	1	0	0	0	0	12	1	0	0	0	0	1
Torrington Police	35	24.5	0	0	0	24	8	9	1	0	0	0	0	1
L2 - College Rodeo 5/20-5/29/11	10	3	0	0	0	4	4	0	1	0	0	0	0	1
L4 - Prom/Graduation 5/8/11	10	8	0	0	0	5	0	0	0	0	0	0	0	0
L5 - 4th of July 7/1-7/15/11	15	13.5	0	0	0	15	4	9	0	0	0	0	0	0
UW Police Department	70	70	7	0	0	63	11	29	9	0	5	1	0	3
L1 - Spring DUI 4/1-5/1/11	30	30	2	0	0	29	3	14	3	0	2	1	0	0
L2 - Fall DUI 8/1-8/30/11	40	40	5	0	0	34	8	15	6	0	3	0	0	3
Washakie County Sheriff's Office	0	0	0	0	0	0	0	0	0	0	0	0	0	0
Wheatland Police Department	18	0	0	0	0	0	0	0	0	0	0	0	0	0
L1 - Platte Co Fair/Rodeo 8/3-7/11	18	0	0	0	0	0	0	0	0	0	0	0	0	0
Worldand Police Department	0	0	0	0	0	0	0	0	0	0	0	0	0	0
<b>Total</b>	<b>1657.5</b>	<b>1151.75</b>	<b>153</b>	<b>5</b>	<b>8</b>	<b>645</b>	<b>125</b>	<b>728</b>	<b>64</b>	<b>4</b>	<b>24</b>	<b>9</b>	<b>2</b>	<b>28</b>
	1657.5													

Wyoming Department of Transportation - Highway Safety Program  
 Selective Traffic Enforcement Program Grants  
**SPECIAL EVENT (154AL): Sturgis**  
 August 1 - August 21, 2011

UPDATED: 10/9/11

Department	Auth. Hours (Approx)	Overtime Hours Worked	Speed Citations	Child Restraint Citations	Seat Belt Citations	Warnings	Other Arrests/ Citations	Contacts-Assists	DUI Arrests	Serious Injury	Motorcycles Crashes	Pass. Vehicle Crashed	Motorcycle Stops	Fatalities	DUI BAC				
															<.07	.08 -.14	.15 -.21	.22 and up	Refusal or Unknown
Alpine Police Department	-	-	-	-	-	-	-	-	-	-	-	-	-	-	-	-	-	-	-
Basin Police Department	-	-	-	-	-	-	-	-	-	-	-	-	-	-	-	-	-	-	-
Big Horn County Sheriff's Office	151	146.5	15	0	1	73	6	46	2	0	2	0	2	0	0	0	0	0	0
Buffalo Police Department	122	117	16	0	0	54	6	0	1	0	0	1	1	0	0	0	1	0	0
Byron Police Department	-	-	-	-	-	-	-	-	-	-	-	-	-	-	-	-	-	-	-
Campbell County Sheriff's Office	93	92	26	0	1	76	16	103	0	0	0	0	6	0	0	0	0	0	0
Casper Police Department	-	-	-	-	-	-	-	-	-	-	-	-	-	-	-	-	-	-	-
Cheyenne Police Department	-	-	-	-	-	-	-	-	-	-	-	-	-	-	-	-	-	-	-
Cokeville Police Department	-	-	-	-	-	-	-	-	-	-	-	-	-	-	-	-	-	-	-
Converse County Sheriff's Office	100	100	16	0	1	200	29	252	0	0	1	0	62	0	0	0	0	0	0
Douglas Police Department	113	45	6	0	1	24	3	76	1	0	0	0	0	0	0	0	1	0	0
Evanston Police Department	-	-	-	-	-	-	-	-	-	-	-	-	-	-	-	-	-	-	-
Evansville Police Department	100	100	84	0	0	0	0	0	0	0	0	0	0	0	0	0	0	0	0
Fremont County Sheriff's Office	-	-	-	-	-	-	-	-	-	-	-	-	-	-	-	-	-	-	-
Gillette Police Department	123	61.75	23	1	25	104	32	149	0	0	0	0	23	0	0	0	0	0	0
Glenrock Police Department	-	-	-	-	-	-	-	-	-	-	-	-	-	-	-	-	-	-	-
Goshen County Sheriff's Dept	-	-	-	-	-	-	-	-	-	-	-	-	-	-	-	-	-	-	-
Green River Police Department	-	-	-	-	-	-	-	-	-	-	-	-	-	-	-	-	-	-	-
Greybull Police Department	-	-	-	-	-	-	-	-	-	-	-	-	-	-	-	-	-	-	-
Guernsey Police Department	-	-	-	-	-	-	-	-	-	-	-	-	-	-	-	-	-	-	-
Hot Springs County Sheriff's Ofc	-	-	-	-	-	-	-	-	-	-	-	-	-	-	-	-	-	-	-
Jackson Police Department	-	-	-	-	-	-	-	-	-	-	-	-	-	-	-	-	-	-	-
Johnson County Sheriff's Office	108	103	20	0	0	69	9	59	3	0	0	1	10	0	1	2	0	0	0
Kemmerer Police Department	-	-	-	-	-	-	-	-	-	-	-	-	-	-	-	-	-	-	-
Lander Police Department	-	-	-	-	-	-	-	-	-	-	-	-	-	-	-	-	-	-	-
Laramie County Sheriff's Office	-	-	-	-	-	-	-	-	-	-	-	-	-	-	-	-	-	-	-
Laramie Police Department - DUI	-	-	-	-	-	-	-	-	-	-	-	-	-	-	-	-	-	-	-
Laramie Police Department - HVE	-	-	-	-	-	-	-	-	-	-	-	-	-	-	-	-	-	-	-
Lincoln County Sheriff's Office	-	-	-	-	-	-	-	-	-	-	-	-	-	-	-	-	-	-	-
Lingle Police Department	-	-	-	-	-	-	-	-	-	-	-	-	-	-	-	-	-	-	-
Lovell Police Department	-	-	-	-	-	-	-	-	-	-	-	-	-	-	-	-	-	-	-
Lusk Police Department	125	99	19	0	0	41	0	0	0	0	0	0	9	0	0	0	0	0	0
Lyman Police Department	-	-	-	-	-	-	-	-	-	-	-	-	-	-	-	-	-	-	-
Mad Police Department	-	-	-	-	-	-	-	-	-	-	-	-	-	-	-	-	-	-	-
Moorcroft Police Department	-	-	-	-	-	-	-	-	-	-	-	-	-	-	-	-	-	-	-
Natrona County Sheriff's Office	-	-	-	-	-	-	-	-	-	-	-	-	-	-	-	-	-	-	-
Pine Bluffs Police Department	-	-	-	-	-	-	-	-	-	-	-	-	-	-	-	-	-	-	-
Platte County Sheriff's Office	-	-	-	-	-	-	-	-	-	-	-	-	-	-	-	-	-	-	-
Powell Police Department	-	-	-	-	-	-	-	-	-	-	-	-	-	-	-	-	-	-	-
Riverton Police Department	-	-	-	-	-	-	-	-	-	-	-	-	-	-	-	-	-	-	-
Rock Springs Police Department	-	-	-	-	-	-	-	-	-	-	-	-	-	-	-	-	-	-	-
Sheridan County Sheriff's Office	116	116	20	0	1	120	0	2	0	1	1	0	16	0	0	0	0	0	0
Sheridan Police Department	100	100	13	0	0	59	9	23	2	0	0	1	10	0	0	0	2	0	0
Shoshoni Police Department	-	-	-	-	-	-	-	-	-	-	-	-	-	-	-	-	-	-	-
Teton County Sheriff's Office	-	-	-	-	-	-	-	-	-	-	-	-	-	-	-	-	-	-	-
Thermopolis Police Dept	-	-	-	-	-	-	-	-	-	-	-	-	-	-	-	-	-	-	-
Torrington Police	-	-	-	-	-	-	-	-	-	-	-	-	-	-	-	-	-	-	-
UW Police Department	-	-	-	-	-	-	-	-	-	-	-	-	-	-	-	-	-	-	-
Washakie County Sheriff's Office	-	-	-	-	-	-	-	-	-	-	-	-	-	-	-	-	-	-	-
Wheatland Police Department	-	-	-	-	-	-	-	-	-	-	-	-	-	-	-	-	-	-	-
Worland Police Department	-	-	-	-	-	-	-	-	-	-	-	-	-	-	-	-	-	-	-
Sundance Police Department	105	36.5	3	0	0	11	1	14	0	0	0	0	9	0	0	0	0	0	0
Newcastle Police Department	121	117	32	0	0	17	8	77	0	0	1	0	25	0	0	0	0	0	0
Niobrara County Sheriff's Office	222	121	71	0	0	49	9	22	0	3	4	0	37	2	0	0	0	0	0
Hulett Police Department	167	184	5	0	0	7	0	6	0	0	0	0	0	0	0	0	0	0	0
Crook Co. SO	167	167	8	0	0	37	11	56	0	0	4	3	16	0	0	0	0	0	0
<b>Total</b>	<b>2,033</b>	<b>1705.75</b>	<b>377</b>	<b>1</b>	<b>30</b>	<b>941</b>	<b>139</b>	<b>885</b>	<b>9</b>	<b>4</b>	<b>13</b>	<b>6</b>	<b>226</b>	<b>2</b>	<b>1</b>	<b>2</b>	<b>4</b>	<b>0</b>	<b>0</b>

A10



Wyoming Department of Transportation - Highway Safety Program  
 Selective Traffic Enforcement Program Grants  
**SPECIAL EVENT (154 AL): Sturgis**  
 August 1 - August 21, 2011

UPDATED 10/9/11		MOTORCYCLE VIOLATIONS											PASSENGER VEHICLE VIOLATIONS												
Department	Head-light Violation	Handle-bar Violation	Passing in Same Lane	Person - Article Interfering w/Driver	DWUI	Driving Under Suspension	No Valid D.L. for Veh. Class	Minor with No Helmet	No Ins. or Proof of Ins.	Speeding	Other Motorcycle Equip	All Other MOVING Violations	All Other NON-MOVING Violations	Speeding	All Other MOVING Violations	All Other NON-MOVING Violations	DWUI	D.L. under Suspension	Equip	ALL FELONY DRUG ARRESTS	ALL MIS-DEMEANOR ARRESTS	ALL Warrants	All Other Full Custody Arrests	Motorcycle Crashes worked	All Other Crashes Worked
Alpine Police Department																									
Basin Police Department																									
Big Horn County Sheriff's Office	0	0	0	0	0	0	0	0	0	2	0	0	0	13	0	0	0	0	2	0	0	1	0	0	0
Buffalo Police Department	0	0	0	0	0	0	0	0	0	7	0	1	0	2	2	1	1	1	5	0	0	0	0	0	1
Byron Police Department																									
Campbell County Sheriff's Office	0	0	0	0	0	0	1	0	3	8	0	0	0	18	3	5	0	1	0	0	0	0	0	0	0
Casper Police Department																									
Cheyenne Police Department																									
Cokeville Police Department																									
Converse County Sheriff's Office	0	0	0	0	0	0	0	0	0	0	0	0	0	0	0	0	0	0	0	0	0	0	0	0	0
Douglas Police Department	0	0	0	0	0	0	0	0	0	0	0	0	0	6	2	2	1	0	0	0	2	0	0	0	0
Evanson Police Department																									
Evansville Police Department	0	0	0	0	0	0	0	0	0	1	0	0	0	63	5	5	0	1	0	1	0	3	1	0	0
Fremont County Sheriff's Office																									
Gillette Police Department	0	0	0	0	0	0	2	0	1	2	0	0	1	21	6	42	0	5	0	0	0	1	0	0	0
Glenrock Police Department																									
Goshen County Sheriff's Dept																									
Green River Police Department																									
Greybull Police Department																									
Guernsey Police Department																									
Hot Springs County Sheriff's Ofc																									
Jackson Police Department																									
Johnson County Sheriff's Office	0	1	0	0	0	0	1	0	0	7	0	4	0	13	1	3	0	1	4	0	0	0	0	0	0
Kemmerer Police Department																									
Lander Police Department																									
Laramie County Sheriff's Office																									
Laramie Police Department - DUI																									
Laramie Police Department - HVE																									
Lincoln County Sheriff's Office																									
Lingle Police Department																									
Lovell Police Department																									
Lusk Police Department	0	0	0	0	0	0	0	0	0	8	1	0	0	11	0	1	0	0	0	0	0	0	0	0	0
Lyman Police Department																									
Mills Police Department																									
Moorcroft Police Department																									
Natrona County Sheriff's Office																									
Pine Bluffs Police Department																									
Platte County Sheriff's Office																									
Powell Police Department																									
Riverton Police Department																									
Rock Springs Police Department																									
Sheridan County Sheriff's Office	7	1	0	0	0	0	0	0	0	6	0	2	0	102	6	4	0	0	13	0	0	0	0	1	0
Sheridan Police Department	0	0	0	0	1	0	0	0	0	1	0	0	0	12	9	2	1	3	0	0	2	1	0	0	0
Shoshoni Police Department																									
Teton County Sheriff's Office																									
Thermopolis Police Dept																									
Torrington Police																									
UW Police Department																									
Washakie County Sheriff's Office																									
Wheatland Police Department																									
Worland Police Department																									
Sundance Police Department	0	0	0	0	0	0	0	0	0	1	0	0	0	2	0	0	0	0	0	0	0	0	1	0	0
Newcastle Police Department	0	0	0	0	0	0	0	0	2	8	1	10	0	24	4	0	0	1	1	0	1	0	0	1	0
Niobrara County Sheriff's Office	0	0	0	0	0	0	1	0	0	31	9	1	0	40	1	0	0	0	0	0	0	0	0	0	5
Hulet Police Department	0	0	0	0	0	0	0	0	0	3	0	0	0	0	0	0	0	2	0	0	0	0	0	0	0
Crook Co. SO	0	0	0	0	0	1	0	0	2	2	0	1	1	6	0	2	0	1	0	0	1	1	0	0	3
<b>Total</b>	<b>7</b>	<b>2</b>	<b>0</b>	<b>0</b>	<b>1</b>	<b>1</b>	<b>5</b>	<b>0</b>	<b>8</b>	<b>67</b>	<b>8</b>	<b>19</b>	<b>2</b>	<b>353</b>	<b>39</b>	<b>67</b>	<b>3</b>	<b>14</b>	<b>27</b>	<b>1</b>	<b>5</b>	<b>7</b>	<b>3</b>	<b>2</b>	<b>9</b>

A11

# SPEED Sum OT Hrs Worked by District

Date Range: October 2010-September 2011

District	Division	Month	Division OT Total
1	A	May 2011	28.00
		June 2011	18.00
		July 2011	8.00
		September 2011	12.00
		<b>Division Total:</b>	<b>66.00</b>
	H	May 2011	16.00
		July 2011	18.00
		August 2011	4.00
		September 2011	20.00
		<b>Division Total:</b>	<b>58.00</b>
	J	May 2011	37.00
		July 2011	81.00
		August 2011	12.00
		September 2011	21.50
		<b>Division Total:</b>	<b>151.50</b>
O	May 2011	4.00	
	<b>Division Total:</b>	<b>4.00</b>	
P	May 2011	16.00	
	July 2011	3.00	
	<b>Division Total:</b>	<b>19.00</b>	

---

X

May 2011	14.00
June 2011	2.00
July 2011	5.00
September 2011	10.00

---

Division Total: 31.00

Total OT Hours for District: 329.50



---

2

B

May 2011	18.00
June 2011	30.00
July 2011	8.00
August 2011	9.50

---

**Division Total: 65.50**

F

May 2011	2.00
June 2011	21.00
July 2011	7.50
August 2011	10.00

---

**Division Total: 40.50**

M

May 2011	14.00
June 2011	20.00
August 2011	21.50
September 2011	2.00

---

**Division Total: 57.50**

**Total OT Hours for District: 163.50**

---

3

D

May 2011	20.00
July 2011	32.00
August 2011	3.00
September 2011	22.50

---

**Division Total: 77.50**

E

May 2011	12.00
June 2011	10.00
July 2011	10.00
August 2011	6.00
September 2011	29.00

---

**Division Total: 67.00**

K

May 2011	12.00
June 2011	4.00
July 2011	38.00
August 2011	9.00
September 2011	6.00

---

**Division Total: 69.00**

T

May 2011	14.00
July 2011	44.00
September 2011	14.50

---

**Division Total: 72.50**

**Total OT Hours for District: 286.00**

---

4

C

May 2011	3.00
June 2011	36.00
July 2011	25.00
August 2011	11.00
September 2011	3.00

---

**Division Total: 78.00**

L

May 2011	19.00
June 2011	22.00
August 2011	7.00

---

**Division Total: 48.00**

Q

May 2011	11.00
July 2011	6.00
August 2011	7.00
September 2011	2.00

---

**Division Total: 26.00**

**Total OT Hours for District: 152.00**

---

5

G

June 2011	2.50
July 2011	17.50
August 2011	8.50
September 2011	12.50

---

**Division Total: 41.00**

I

June 2011	2.00
July 2011	12.00
August 2011	7.00
September 2011	8.00

---

**Division Total: 29.00**

N

May 2011	11.00
June 2011	16.00
July 2011	21.00
August 2011	27.00
September 2011	21.00

---

**Division Total: 96.00**

**Total OT Hours for District: 166.00**

---

Grand Total OT Hours Worked for 2011:

1,097.00



# *Sum of Total Speed Citations*

Date Range: 10/1/2010 - 9/30/2011

District	Division	Spd Cit	Oth Cit	Cit Child Restrs	Cit St Bts	Alchl Arst/Cit	Wrn Spd	Wrn Child Restrs	Wrn St Bts	Wrn Fty Eqp	Oth Wrn	Mtrst Asst
1												
	A	163	9	2	4	2	20	0	0	6	3	7
	H	183	6	3	13	1	5	0	0	2	1	3
	J	473	12	1	11	0	18	0	1	3	13	8
	O	15	1	0	0	0	1	0	0	0	0	0
	P	35	4	1	2	0	13	0	0	5	0	5
	X	69	6	0	2	0	4	0	2	1	7	3
<b>Dist Total:</b>		<b>938</b>	<b>38</b>	<b>7</b>	<b>32</b>	<b>3</b>	<b>61</b>	<b>0</b>	<b>3</b>	<b>17</b>	<b>24</b>	<b>26</b>

A19

## *Sum of Total Speed Citations*

Date Range: 10/1/2010 - 9/30/2011

District	Division	Spd Cit	Oth Cit	Cit Child Rstrts	Cit St Bils	Alchl Arst/Cit	Wrn Spd	Wrn Child Rstrts	Wrn St Bils	Wrn Flyt Egg	Oth Wrn	Mlrat Asst
2												
	B	174	17	1	37	5	3	0	0	14	18	4
	F	100	8	0	3	0	11	2	0	5	12	1
	M	180	11	0	29	0	24	1	1	6	30	1
<b>Dist Total:</b>		<b>454</b>	<b>36</b>	<b>1</b>	<b>69</b>	<b>5</b>	<b>38</b>	<b>3</b>	<b>1</b>	<b>25</b>	<b>60</b>	<b>6</b>

A20

## *Sum of Total Speed Citations*

Date Range: 10/1/2010 - 9/30/2011

District	Division	Spd Cit	Oth Cit	Cit Chld Rstrts	Cit St Bts	Alchl Arst/Cit	Wrn Spd	Wrn Chld Rstrts	Wrn St Bts	Wrn Fity Eqp	Oth Wrn	Mtrst Asst
3												
	D	217	6	5	4	0	10	0	0	17	27	0
	E	161	12	2	2	0	13	0	0	15	10	3
	K	158	9	0	10	0	15	0	0	8	13	6
	T	185	9	0	6	0	11	0	0	12	25	1
<b>Dist Total:</b>		<b>721</b>	<b>36</b>	<b>7</b>	<b>22</b>	<b>0</b>	<b>49</b>	<b>0</b>	<b>0</b>	<b>52</b>	<b>75</b>	<b>10</b>

A21

## *Sum of Total Speed Citations*

Date Range: 10/1/2010 - 9/30/2011

District	Division	Spd Cit	Oth Cit	Cit Child Rstrts	Cit St Bts	Alchl Arst/Cit	Wrn Spd	Wrn Child Rstrts	Wrn St Bts	Wrn Fty Egn	Oth Wrn	Mtret Asst
4	C	183	8	0	4	0	34	1	0	9	16	3
	L	120	4	1	8	1	14	0	0	6	9	1
	Q	64	5	1	0	0	11	0	0	2	1	0
<b>Dist Total:</b>		<b>367</b>	<b>17</b>	<b>2</b>	<b>12</b>	<b>1</b>	<b>59</b>	<b>1</b>	<b>0</b>	<b>17</b>	<b>26</b>	<b>4</b>

A22

## *Sum of Total Speed Citations*

Date Range: 10/1/2010 - 9/30/2011

District	Division	Spd Cit	Oth Cit	Cit Chld Rstrts	Cit St Bts	Alchl Arst/Cit	Wrn Spd	Wrn Chld Rstrts	Wrn St Bts	Wrn Fity Eqp	Oth Wrn	Mtret Asst
5												
	G	95	0	0	3	0	24	0	0	8	13	2
	I	81	3	1	0	0	3	0	0	2	6	3
	N	260	5	1	6	0	34	0	1	12	9	3
<b>Dist Total:</b>		<b>436</b>	<b>8</b>	<b>2</b>	<b>9</b>	<b>0</b>	<b>61</b>	<b>0</b>	<b>1</b>	<b>22</b>	<b>28</b>	<b>8</b>

A23



# *Sum of Total Speed Citations*

Date Range: 10/1/2010 - 9/30/2011

District	Division	Spd Cit	Oth Cit	Cit Child Rstrts	Cit St Bfts	Alchl Arst/Cit	Wrn Spd	Wrn Child Rstrts	Wrn St Bfts	Wrn Fily Exp	Oth Wrn	Mtrst Asst
<i>Grand Total</i>		2916	135	19	144	9	268	4	5	133	213	54

A24

## *Sum of DUI OT Hours Worked by District*

Date Range: 10/1/10-9/30/11

<i>District</i>	<i>Division</i>	<i>Month</i>	<i>Division OT Total</i>
<b>1</b>			
	A		
		December 2010	4.50
		July 2011	8.00
			14.00
			12.50
			4.00
			13.50
			11.00
			2.00
			9.50
			6.50
			13.00
			7.00
			2.00
		June 2011	3.50
			9.00
			8.00
			3.00
		May 2011	6.00
			3.00
			4.00
			2.50
	H		
		August 2011	3.00
		July 2011	4.00
			2.50
		May 2011	2.00
			6.00
			8.00
		September 2011	3.00
			4.50
			3.00
	J		
		July 2011	5.00
			3.00
			2.00
			2.00

	July 2011	3.00
	May 2011	7.50
		4.00
		8.00
		4.00
	September 2011	11.00
		3.00
-----		
O		
	December 2010	6.00
	May 2011	4.00
-----		
P		
	May 2011	4.00

**District Total: 249.00**

---

2

---

B

August 2011	4.00
	4.00
	3.50
July 2011	4.50
June 2011	2.00
	6.00
	2.00
	4.00
	4.00
	4.50
	3.00

---

F

August 2011	3.00
	2.00
	2.50
July 2011	2.00
	2.00
June 2011	2.50
	2.00
May 2011	2.00

---

M

August 2011	4.50
	3.00
	2.50
	3.00
July 2011	2.50
	2.00
June 2011	2.50
	4.00
	3.00
	2.00
	2.50
	2.50
May 2011	3.00
	5.00
	3.00
September 2011	2.00

**District Total: 106.50**

D

December 2010	6.00
July 2011	2.00
	9.50
	3.50
	2.00
	3.00
June 2011	3.00
	3.00
	3.00
	2.00
May 2011	4.00
	2.00
September 2011	3.00
	2.00
	4.00

---

E

August 2011	2.00
	6.00
	2.00
July 2011	3.00
	2.00
June 2011	3.00
May 2011	3.00
	2.00
September 2011	3.00
	8.00
	6.00
	4.00

---

K

August 2011	2.50
December 2010	4.00
July 2011	6.00
	2.00
	3.00
	9.50
	2.00
	13.00
May 2011	8.00
	3.00
	7.00



	September 2011	4.00
		19.00
		2.00
<hr/>		
	T	
	August 2011	1.00
		1.50
	July 2011	9.00
		6.00
		2.00
		2.00
	June 2011	2.00
		3.00
		3.00
		2.00
		6.00
		2.50
	May 2011	6.00
		2.00
		9.00
		8.00
	September 2011	4.00
		2.00
		2.00

**District Total: 257.00**

C

August 2011	2.00
	4.00
	2.00
	3.00
	2.00
July 2011	2.00
	2.00
	2.00
June 2011	4.00
	2.00
	3.00
	2.00
	3.00
	10.00
May 2011	2.00
	2.00
September 2011	2.00
	3.00
	2.00

---

L

August 2011	2.00
	3.00
	2.00
December 2010	8.00
July 2011	3.00
	6.00
	3.00
	3.50
	3.00
	2.00
June 2011	5.00
	4.00
	10.00
	7.00
	9.00
	3.00
May 2011	8.50
	7.00
September 2011	2.00

---

Q

August 2011	2.00
-------------	------

---

August 2011	2.00
	2.50
	2.50
	2.00
	2.00
July 2011	3.00
June 2011	3.00
	3.00

***District Total: 167.00***

---

5

---

G

August 2011	4.00
	4.00
July 2011	4.00
June 2011	3.00
	3.00
September 2011	4.00

---

I

August 2011	2.00
July 2011	2.00
September 2011	6.00

---

N

August 2011	3.00
	2.00
	3.00
July 2011	4.00
	3.00
September 2011	2.00

**District Total: 49.00**

## *Total DUI Citations For Time Period*

**Date Range:** 10/1/2010 - 9/30/2011

<i>District</i>	<i>Division</i>	<i>DUI Citations</i>	<i>Non-DUI Citations</i>	<i>Cit-Child Restraints</i>	<i>Cit-Seat Belts</i>	<i>Warn-Child Restraints</i>	<i>Warn-Seat Belts</i>	<i>Other Warnings</i>
<b>1</b>								
	<i>A</i>	25	55	1	17	0	1	208
	<i>H</i>	1	20	3	13	0	0	29
	<i>J</i>	6	19	0	3	1	0	121
	<i>O</i>	0	3	0	0	0	0	14
	<i>P</i>	0	2	0	0	0	0	8
<b>District Totals:</b>		<b>32</b>	<b>99</b>	<b>4</b>	<b>33</b>	<b>1</b>	<b>1</b>	<b>380</b>

A33

## *Total DUI Citations For Time Period*

**Date Range:** 10/1/2010 - 9/30/2011

<i>District</i>	<i>Division</i>	<i>DUI Citations</i>	<i>Non-DUI Citations</i>	<i>Cit-Child Restraints</i>	<i>Cit-Seat Belts</i>	<i>Warn-Child Restraints</i>	<i>Warn-Seat Belts</i>	<i>Other Warnings</i>
<b>2</b>								
	<i>B</i>	9	25	1	11	0	0	48
	<i>F</i>	1	10	0	0	0	0	41
	<i>M</i>	1	20	0	22	0	1	113
<b>District Totals:</b>		<b>11</b>	<b>55</b>	<b>1</b>	<b>33</b>	<b>0</b>	<b>1</b>	<b>202</b>

A34



## *Total DUI Citations For Time Period*

**Date Range:** 10/1/2010 - 9/30/2011

<i>District</i>	<i>Division</i>	<i>DUI Citations</i>	<i>Non-DUI Citations</i>	<i>Cit-Child Restraints</i>	<i>Cit-Seat Belts</i>	<i>Warn-Child Restraints</i>	<i>Warn-Seat Belts</i>	<i>Other Warnings</i>
<b>3</b>								
	<i>D</i>	5	21	1	14	0	0	81
	<i>E</i>	3	35	0	15	0	0	29
	<i>K</i>	8	34	3	8	0	0	120
	<i>T</i>	10	53	1	8	0	0	78
<b>District Totals:</b>		<b>26</b>	<b>143</b>	<b>5</b>	<b>45</b>	<b>0</b>	<b>0</b>	<b>308</b>

A35

## *Total DUI Citations For Time Period*

**Date Range:** 10/1/2010 - 9/30/2011

<i>District</i>	<i>Division</i>	<i>DUI Citations</i>	<i>Non-DUI Citations</i>	<i>Cit-Child Restraints</i>	<i>Cit-Seat Belts</i>	<i>Warn-Child Restraints</i>	<i>Warn-Seat Belts</i>	<i>Other Warnings</i>
<b>4</b>								
	<i>C</i>	1	11	0	1	0	0	90
	<i>L</i>	6	16	3	14	0	2	83
	<i>Q</i>	1	7	0	0	0	0	30
<b>District Totals:</b>		<b>8</b>	<b>34</b>	<b>3</b>	<b>15</b>	<b>0</b>	<b>2</b>	<b>203</b>

A36

## *Total DUI Citations For Time Period*

**Date Range:** 10/1/2010 - 9/30/2011

<i>District</i>	<i>Division</i>	<i>DUI Citations</i>	<i>Non-DUI Citations</i>	<i>Cit-Child Restraints</i>	<i>Cit-Seat Belts</i>	<i>Warn-Child Restraints</i>	<i>Warn-Seat Belts</i>	<i>Other Warnings</i>
<b>5</b>								
	<i>G</i>	1	10	0	2	0	0	45
	<i>I</i>	0	1	0	0	0	0	12
	<i>N</i>	1	4	0	1	0	0	21
<b>District Totals:</b>		<b>2</b>	<b>15</b>	<b>0</b>	<b>3</b>	<b>0</b>	<b>0</b>	<b>78</b>

A37

FY2011 Impaired Driving Paid TV, Radio and Print Media

Campaign Name	Station	Start/End Dates	TV Total	Paid TV	Free TV	Radio Total	Paid Radio	Free Radio	Print Ads	Other Media	Audience Size	Evaluation Results	Frequency	Funding Source	Cost
Buzzed Driving	KFNB	12/16/10-12/31/10	33	28	5									154AL	20,000.00
	KLWY		33	28	5										
	KCWY		120	80	60										
	KGWN		35	78	113										
	Bresnan		1279	1206	2485										
Game Day Forecast	Cowboy State	10/1/10-9/30/11				20	20								3,600.00
Coach's Corner	Cowboy State	10/1/10-9/30/11				520	260	260							35,100.00
The Great Outdoors	Cowboy State	10/1/10-9/30/11				520	260	260							26,000.00
Denver Broncos	Northern Broadcasting	10/1/10-11/28/10				40	40								2,031.24
Halloween PSA	KCWY	10/27/10-10/30/2010	38	19	19										5,000.00
	KGWN		38	7	31										
	Bresnan		642	331	311										
Cracking Down	Tribune Eagle	10/30/10-12/20/10							2						1,989.00
Never Drink	Big Horn Radio	1/03/11-1/31/11				1017	675	342							\$2,003.50
Buzzed Driving	Casper Star	12/15/10-1/30/11							2						1,000.00
Buzzed Driving	Tribune Eagle	02/28/11-04/30/11							1						500.00
Alcohol	KVOW-AM/KTAK-FM	3/31/2011				2	1	1							100.00
Alcohol	Wyoming Lifestyles magazine	Mar-11							1						750.00
Alcohol	Wyoming Senior Olympics	6/8/2011								1 Banner					1,000.00
Alcohol	KVOW	4/1/2011				8	8								200.00
Alcohol	Graphic Sports	4/18/2011								T-Shirts					800.00
Buzzed Driving	Safe Ride	5/20/2011								Painting 3 Vans					1,300.00
Alcohol	KTUG	5/1/2011-5/31/2011				116	58	58							250.00
Alcohol	KVOW	5/1/2011				10	10								200.00
Alcohol	Big Horn Radio	5/18/2011-5/22/2011				106	24	182							499.00
Alcohol	930 KROE	5/27/2011-5/29/2011				18	18								121.50
Campaign Name	Station	Start/End Dates	TV Total	Paid TV	Free TV	Radio Total	Paid Radio	Free Radio	Print Ads	Other Media	Audience Size	Evaluation Results	Frequency	Funding Source	Cost
Alcohol	Z94 FM	5/27/2011-5/29/2011				18	18								112.50

A38

FY2011 Impaired Driving Paid TV, Radio and Print Media

Campaign Name	Station	Start/End Dates	TV Total	Paid TV	Free TV	Radio Total	Paid Radio	Free Radio	Print Ads	Other Media	Audience Size	Evaluation Results	Frequency	Funding Source	Cost
Alcohol	93.7 Coyote Country	5/27/2011-5/29/2011				18	18								112.50
Alcohol	104.9 Today's Hit Music	5/28/2011-5/29/2011				12	12								75.00
Alcohol	LCCC	6/29/2011							1						2,500.00
Alcohol	Basin Radio Network	5/27/2011-5/30/2011				10	10								400.00
Alcohol	The Big Horn Mountain	5/23/2011-5/30/2011				25	25								200.00
		5/23/2011-5/30/2011				25	25								200.00
Alcohol	Basin Radio Network	5/27/2011-5/30/2011				10	10								400.00
Alcohol	Wyoming School Resource Officers association	6/20/2011								1					250.00
Alcohol	Montgomery Broadcasting	6/26/2011				16	11	5							765.00
Alcohol	Montgomery Broadcasting	6/20/2011-6/24/2011				1070	750	320							3,240.00
Alcohol	Big Horn Radio	6/1/2011-5/17/2011				14	1	13							93.00
Alcohol	The Big Horn Mountain	6/29/2011-6/30/2011				6	6								48.00
Alcohol	The Big Horn Mountain	6/29/2011-6/30/2011				6	6								48.00
Alcohol	The Gillette Area Advertiser	6/30/2011							1						964.25
Alcohol	Basin Radio Network	7/1/2011-7/4/2011				10	10								400.00
Alcohol	Big Horn Mountain Radio	7/1/2011-7/4/2011				19	19								152.00
Alcohol	Big Horn Mountain Radio	7/1/2011-7/4/2011				19	19								152.00
Campaign Name	Station	Start/End Dates	TV Total	Paid TV	Free TV	Radio Total	Paid Radio	Free Radio	Print Ads	Other Media	Audience Size	Evaluation Results	Frequency	Funding Source	Cost
Alcohol	Townsquare Media	7/12/2011				48	48								756.00

A39

FY2011 Impaired Driving Paid TV, Radio and Print Media

Campaign Name	Station	Start/End Dates	TV Total	Paid TV	Free TV	Radio Total	Paid Radio	Free Radio	Print Ads	Other Media	Audience Size	Evaluation Results	Frequency	Funding Source	Cost
Alcohol	93.7 KAZY	6/24/2011-8/30/2011				20	10	10							210.00
Alcohol	Cheyenne Grizzlies	7/15/2011								1 Game Day/Night package					1,000.00
Alcohol	KVOW-AM	7/31/2011								1 Web Banner					220.00
Alcohol	Townsquare Media	8/15/2011				500	250	250							3,213.00
Alcohol	Graphic Sports	8/18/2011								70 printed shirts					700.00
Alcohol	KGWN TV Cheyenne	8/19/2011-9/5/2011	1,250	950	300										10,000.00
Alcohol	KCWY TV Casper	8/19/2011-9/5/2011	1,050	900	150										10,000.00
Alcohol	KTWO TV Casper	8/19/2011-9/5/2011	1,100	900	200										2,400.00
Alcohol	KFNB TV Casper	8/19/2011-9/5/2011	200	130	70										1,300.00
Alcohol	KLWY TV Cheyenne	8/19/2011-9/5/2011	200	130	70										1,300.00
Alcohol	Cable	8/19/2011-9/5/2011	2,500	2,000	500										15,000.00
Alcohol	Townsquare Media	8/19/2011-9/5/2011				600	300	300							4,960.00
Alcohol	Riverton HS Booster Club	9/1/2011								1 banner					500.00
Alcohol	Basin Radio Network - KDDV	9/5/11				40	20	20							220.00
	Basin Radio Network - KAML	9/5/11				40	20	20							220.00
Alcohol	KVOW - AM	8/31/11								1 Web banner					220.00
Alcohol	Q104.9	9/4/2011-9/5/2011				12	12								75.00
	93.7 Coyote Country	9/3/2011-9/5/2011				17	17								106.25
	Z94 FM	9/3/2011-9/5/2011				17	17								106.25
	NewsTalk 930 KROE	9/3/2011-9/5/2011				18	18								121.50
Campaign Name	Station	Start/End Dates	TV Total	Paid TV	Free TV	Radio Total	Paid Radio	Free Radio	Print Ads	Other Media	Audience Size	Evaluation Results	Frequency	Funding Source	Cost
	Big Horn Mountain - KLGJ	9/3/2011-9/05/2011				19	19								152.00
	Big Horn Mountain - KZZS	9/03/2011-9/05/2011				19	19								152.00

A40



**FY2011 Impaired Driving Paid TV, Radio and Print Media**

Campaign Name	Station	Start/End Dates	TV Total	Paid TV	Free TV	Radio Total	Paid Radio	Free Radio	Print Ads	Other Media	Audience Size	Evaluation Results	Frequency	Funding Source	Cost
	Big Horn Mountain - KZZS	9/02/2011-9/05/2011				25	25								200.00
	Big Horn Mountain - KLGJ	9/02/2011-9/05/2011				25	25								200.00
Alcohol	Sheridan Media	9/7/2011							1						418.50
Alcohol	Aspen Media and Market research	9/9/2011								1 survey					3,085.00
Alcohol	Northern Broadcasting	9/12/2011-9/25/2011								3 announcements during the game					617.64
Alcohol	Wyoming Tribune Eagle	9/30/11								1 Web ad					150.00
	Wyoming Tribune Eagle	9/30/11								1 Web ad					150.00
<b>Total Radio/TV/Print Media Spots</b>			<b>11,086</b>	<b>6,767</b>	<b>4,319</b>	<b>5,155</b>	<b>3,114</b>	<b>2,041</b>	<b>9</b>				<b>TOTAL</b>		<b>170,309.63</b>

FY2011 402 Funds Paid TV, Radio and Print Media

Campaign Name	Station	Start/End Dates	TV Total	Paid TV	Free TV	Radio Total	Paid Radio	Free Radio	Print Ads	Other Media	Audience Size	Evaluation Results	Frequency	Funding Source	Cost
Winter Driving	Big Horn Radio	10/1/10-1/31/11				900	600	300						402	1,406.50
Safety Ads	KVOW-AM	10/1/10-1/31/11				930	650	280							1,800.00
Share the road Snow Plow	KTUG-FM	1/1/11-1/31/11				400	200	200							356.00
	KTGA/KBDY-FM	12/1/10-12/31/10				500	341	159							456.50
Sunday Night Football	KCWY TV Channel 13	10/24/10-12/26/10	10	10											3,000.00
You can't teleport	KENB KLWY KGWN KCWY Bresnan	11/21/10/11/28/10	9 9 104 92 1759	3 3 52 38 903	6 6 52 54 856										15,000.00
Ice and Snow Take it Slow	Montgomery Broadcasting	11/12/10-12/31/10													2,082.00
Seatbelts	Big Horn Radio	1/20/11-2/27/11													\$1,039.00
Seatbelt	Basin Radio Network	2/1/2011								1 Website Ad					\$155.00
Seat belt	Rock Springs Daily Rocket- Miner	2/16/2011							5						\$3,935.88
Cup Holder	Big Horn Radio	03/1/11-3/31/11													\$385.00
Intersection Safety	Big Horn Radio	04/1/11-05/30/11													\$1,133.00
Sports Incentive Items	Specialty Incentives	4/27/2011								209 Car Shaped Pens					\$501.60
Motorcycle Safety	KGWN TV KFNB TV KLWY TV KTWO TV KCWY TV Bresnan	05/16/11-06/12/11	216 12 12 48 92 3,865	116 5 5 24 120 2,528	110 5 5 24 120 1,337										\$40,000.00
Sports Incentive	Specialty Incentive	5/17/2011								24 Magnetic laser pointers					420.00
	Specialty Incentive	5/17/2011								2200 Pencils					484.00
	Specialty Incentive	5/17/2011								500 Flyer					514.50
Campaign Name	Station	Start/End Dates	TV Total	Paid TV	Free TV	Radio Total	Paid Radio	Free Radio	Print Ads	Other Media	Audience Size	Evaluation Results	Frequency	Funding Source	Cost

A42

FY2011 402 Funds Paid TV, Radio and Print Media

Campaign Name	Station	Start/End Dates	TV Total	Paid TV	Free TV	Radio Total	Paid Radio	Free Radio	Print Ads	Other Media	Audience Size	Evaluation Results	Frequency	Funding Source	Cost
	Specialty Incentive	5/17/2011								152 Keyrings					471.00
	Specialty Incentive	5/17/2011								778 Rulers					505.70
	Specialty Incentive	5/17/2011								1050 Key Tag					514.50
Seatbelts	KGWN TV	05/23/11-06/01/11	105	53	53										20,000.00
	KFNB TV		10	4	4										
	KLWY TV		10	4	4										
	KCWY TV		91	40	45										
	Bresnan		1,713	813	900										
Sports	Wyoming Senior Olympics	6/8/2011								1 Banner					1,000.00
Seatbelt	KTUG	5/1/2011-5/31/2011				116	58	58							250.00
Seatbelt	KVOW-AM	5/1/2011								1 Web Banner					220.00
Seatbelt	Basin Radio Network	5/27/2011-5/30/2011				10	10								400.00
Seatbelt	Basin Radio Network	5/27/2011-5/30/2011				10	10								400.00
Seatbelt	The Big Horn Mountain Radio	5/23/2011-5/30/2011				25	25								200.00
Seatbelt	The Big Horn Mountain Radio	5/23/2011-5/30/2011				25	25								200.00
Seatbelt	KAZY-FM	6/1/2011-6/5/2011				20	10	10							210.00
Seatbelt	Cheyenne Grizzlies	7/15/2011								1 Game Day/night Package					1,000.00
Sports	Action Ads Incorporated	6/21/2011								500 Pens					388.98
Seatbelt	Townsquare Media	6/9/2011				1	1								37.80
Seatbelt	The Big Horn Mountain Radio	6/29/2011-6/30/2011				6	6								48.00
Seatbelt	The Big Horn Mountain Radio	6/29/2011-6/30/2011				6	6								48.00
Seatbelt	LCCC	6/29/2011								1					2,500.00
Campaign Name	Station	Start/End Dates	TV Total	Paid TV	Free TV	Radio Total	Paid Radio	Free Radio	Print Ads	Other Media	Audience Size	Evaluation Results	Frequency	Funding Source	Cost

A43

FY2011 402 Funds Paid TV, Radio and Print Media

Campaign Name	Station	Start/End Dates	TV Total	Paid TV	Free TV	Radio Total	Paid Radio	Free Radio	Print Ads	Other Media	Audience Size	Evaluation Results	Frequency	Funding Source	Cost
Seatbelt	LCCC	6/29/2011								1					2,500.00
Seatbelt	KVOW-AM	6/30/2011								1 Web Banner					220.00
Seatbelt	Basin Radio Network	7/1/2011-7/4/2011				10	10								400.00
Seatbelt	Townsquare Media Marketing	7/12/2011				20	20								2,160.00
Seatbelt	Gators Football/YMCA	8/10/2011								1 Advertising Package					1,000.00
Seatbelt	The Big Horn Radio Network	7/1/2011-7/4/2011				19	19								152.00
Seatbelt	The Big Horn Mountain Radio	7/1/2011-7/4/2011				19	19								152.00
Sports Incentives	Walz Caps	7/11/2011								50 Caps					825.00
Sports Incentives	Specialty Incentives	7/5/2011								278 Pens					500.40
Sports Incentives	Specialty Incentives	8/11/2011								185 Flexi Bottles					508.75
Winter driving	Specialty Incentives	8/30/11								600 Cups					492.00
Sports incentives - Buckle up	Specialty Incentives	8/30/11								600 Cups					492.00
Motorcycle	93.7 KAZY	8/30/2011-8/31/2011				38	20	18							420.00
Seat belt	KVOW-AM	9/1/2011								1 Web banner					220.00
Seat belt	The Big Horn Mountain	9/5/11				6	6								48.00
	The Big Horn Mountain	9/5/11				6	6								48.00
	Newstalk 930 KROE	9/3/2011-9/5/2011				18	18								121.50
	Z94 FM	9/3/2011-9/5/2011				17	17								106.25
	93.7 Coyote Country	9/3/2011-9/5/2011				17	17								106.25
	Q104.9	9/4/2011-9/5/2011				12	12								75.00
Campaign Name	Station	Start/End Dates	TV Total	Paid TV	Free TV	Radio Total	Paid Radio	Free Radio	Print Ads	Other Media	Audience Size	Evaluation Results	Frequency	Funding Source	Cost

A44

FY2011 402 Funds Paid TV, Radio and Print Media

Campaign Name	Station	Start/End Dates	TV	Paid TV	Free TV	Radio	Paid Radio	Free Radio	Print Ads	Other Media	Audience Size	Evaluation Results	Frequency	Funding Source	Cost
			Total			Total									
Seat belt	Lamar	9/5/2011 - 9/30/2011								2 billboards					950.00
Sports incentives - Buckle up	Waltz Caps	9/6/11								27 caps					250.00
Seat belts	Walz caps	9/6/2011								27 caps					250.00
Seat belt	Sheridan Media	9/7/2011								1					418.50
Seat belt	Aspen Media and Market Research	9/9/2011								1 survey					3,158.00
Sports campaigns	Aspen Media and Market research	9/9/2011								1 survey					\$1,185.00
Motorcycle	Lamar	9/12/2011								2 billboards					2,100.00
Motorcycle/Seat belt	Lamar	9/19/2011 - 9/30/2011								billboard					400.00
Seat belt	Big Horn Radio Network	9/19/2011-9/30/2011				105	15	90							374.00
	Basin Radio Network - KDDV	9/5/2011				40	20	20							180.00
	Basin Radio Network - KAML	9/5/2011				40	20	20							\$180.00
	The Big Horn Mountain - KZZS	9/4/2011-9/5/2011				25	25								\$200.00
	The Big Horn Mountain - KLGT	9/4/2011-9/5/2011				25	25								\$200.00
Seat belt - buckle up	Wingspan LCCC newspaper	9/21/2011								1					\$231.00
<b>Total Radio/TV/Print Media Spots</b>			<b>8,302</b>	<b>4,721</b>	<b>3,581</b>	<b>3,366</b>	<b>2,211</b>	<b>1,155</b>	<b>9</b>				<b>TOTAL</b>		<b>121,686.61</b>

A45

**FY2011 NATIVE AMERICAN MEDIA OUTREACH "WIND RIVER VOICES"**

Campaign Name	Station	Start/End Dates	TV Total	Paid TV	Free TV	Radio Total	Paid Radio	Free Radio	Print Ads	Other Media	Audience Size	Evaluation Results	Audience Viewing	Funding Source	Cost
Windriver Voices	KVOW/KTAK Web Banner	1/31/2011-8/31/2011							6					402	\$750.00
Windriver Voices	KVOW/KTAK	2/10-28/2011				228	114	114						402	\$1,309.86
Windriver Voices	Graphic Sports Shirt Poster	3/10/2011-9/30/2011								180				402	\$1,221.00
Windriver Voices	KTUG Web Banner	3/1/2011-8/31/2011								1				402	\$750.00
Windriver Voices	Raiders Elk Legion Baseball Traveling Vehicle Banner	3/10/2011-9/30/2011							1					402	\$2,000.00
Windriver Voices	Lamar (Billboards & Posters)	3/7/2011-4/3/2011							532	4				402	\$1,700.00
Windriver Voices	Graphic Sports / Shirt Poster	4/12/2011-9/30/2011								214				402	\$1,451.00
Windriver Voices	Fremont Broadcasting KOVE/KDLY	3/1/2011-3/31/2011				250	250							402	\$1,000.00
Windriver Voices	KTUG	3/1/2011-3/31/2011				208	208							402	\$800.00
Windriver Voices	Riverton Ranger	3/24 & 31/2011							2					402	\$357.50
Windriver Voices	KVOW/KTAK	3/1/2011-3/31/2011				138	138							402	\$1,465.62
Windriver Voices	Lamar (Billboards & Posters)	4/4/2011-5/1/2011							532	4				402	\$1,700.00
Windriver Voices	Raiders Legion Baseball Program	4/4/2011							1						\$1,000.00
Windriver Voices	All Over Media (Fillboard Advertising @ 12 stations)	3/28/2011-4/27/2011												402	\$1,680.00
Windriver Voices	KCWC (4 underwriting spots per day-CWC Basketball & Volleyball game broadcasts)	4/5/2011-8/31/2011												402	\$2,400.00
Windriver Voices	Graphic Sports / Shirt Poster	3/30/2011-9/30/2011								326				402	\$2,119.00
Windriver Voices	KFTW (Fort Washakie)									100				402	\$1,500.00
Windriver Voices	Wind River Transportation Authority	4/1/2011-8/31/2011								3 Buses @ 2 signs				402	\$1,350.00
Windriver Voices	Wind River Transportation Authority	4/1/2011-8/31/2011								3 Buses @ 2 signs				402	\$1,350.00
Windriver Voices	All Over Media (Fillboard Advertising @ 12 stations)	2/28/2011-3/27/2011												402	\$2,280.00
Windriver Voices	B&B Aggregates/CD	3/25/2011												402	\$1,330.00
Windriver Voices	Rendezvous Embroidery/Raiders t-Shirts	3/24/2011								69				402	\$411.00
Windriver Voices	KVOW/KTAK	4/1/2011-4/30/2011				114	114							402	\$1,309.86
Windriver Voices	Riverton Ranger	4/7,14,21,28/2011							4					402	\$715.00
Windriver Voices	All Over Media (Fillboard Advertising @ 12 stations)	4/28/2011-5/27/2011												402	\$1,680.00
Windriver Voices	Lamar (Billboards & Posters)	5/2/2011-5/29/2011							3	243				402	\$1,275.00
Windriver Voices	Cody Enterprise	5/18/2011							1					402	2300
Windriver Voices	KVOW/KTAK	5/4/2011-5/20/2011				164	44	120						402	\$505.56
Windriver Voices	Riverton Ranger	5/5&12/2011							2					402	\$357.50
Windriver Voices	All Over Media (Fillboard Advertising @ 12 stations)	5/28/2011-6/27/2011												402	\$1,680.00
		<b>Total TV Spots</b>													
		<b>Total Radio Spots</b>				<b>1102</b>	<b>868</b>	<b>234</b>							
		<b>Total Print Media</b>							<b>1084</b>	<b>1141</b>					
		<b>Total Radio/TV/Print Media Spots</b>				<b>1102</b>	<b>868</b>	<b>234</b>	<b>1084</b>	<b>1141</b>					<b>\$39,747.90</b>



**FY2011 Motorcycle Paid TV, Radio and Print Media**

Campaign Name	Station	Start/End Dates	TV Total	Paid TV	Free TV	Radio Total	Paid Radio	Free Radio	Print Ads	Other Media	Audience Size	Evaluation Results	Frequency	Funding Source	Cost
Motorcycle Safety	Next Media Billboards	2/10/2011								1 Banner				2010	\$ 400.00
Motorcycle Safety	Next Media Billboards	3/23/11								3				2010	\$ 2,380.00
Motorcycle Safety	Lamar Billboards	4/11/11-5/8/11								10				2010	\$ 3,866.00
Motorcycle Safety	Lamar Billboards	5/2/11-5/29/11								6				2010	\$ 2,240.00
Motorcycle Safety	Lamar Billboards	5/9/11-6/5/11								5				2010	\$ 1,850.00
Motorcycle Safety	Next Media Billboards	5/2/11-5/29/11								3				2010	\$ 2,400.00
Motorcycle Safety	93.7 KAZY	4/25/11-4/30/11				14	8	6						2010	\$ 168.00
Rockies Package	Northern Broadcasting	4/1/11-4/30/11				106	54	52						2010	\$ 1,274.54
Day Weather Package	Montgomery Broadcasting	4/24/2011				\$9,000								2010	\$ 9,000.00
Cowboy State News Network Package	Montgomery Broadcasting	4/18/11-4/22/11				\$13,500								2010	\$ 13,500.00
Motorcycle Safety	Lamar Billboards	4/4/11-5/1/11								8				2010	\$ 3,400.00
Motorcycle Safety	Lamar Billboards	4/18/11-5/15/11								4				2010	\$ 2,006.00
Motorcycle Safety	Lamar Billboards	4/25/11-5/22/11								10				2010	\$ 4,350.00
Motorcycle Safety	Next Media Billboards	4/4/11-5/1/11								3				2010	\$ 2,400.00
Motorcycle Safety	Lamar Billboards	5/16/11-6/12/11								2				2010	\$ 950.00
Wyoming Travel Network	Townsquare Media	4/22/11-4/29/11				\$ 3,000.00								2010	\$ 3,000.00
Motorcycle Safety	93.7 KAZY	4/25/11-4/30/11				14	8	6						2010	\$ 168.00
Motorcycle Safety	KGWN TV	4/1/11-9/6/11	216	116	110									2010	\$ 50,000.00
	KFNB TV		12	5	5										
	KLWY TV		12	5	5										
	KTWO TV		48	24	24										
	KCWY TV		92	120	120										
	Bresnan		3,865	2,528	1,337										
Motorcycle Safety	Lamar Billboards	5/23/11-6/19/11								5				2010	\$ 2,100.00
Motorcycle Safety	Next Media Billboards	5/30/11-6/26/11								3				2010	\$ 2,400.00
Motorcycle Safety	Lamar Billboards	5/30/11-6/26/11								5				2010	\$ 2,000.00

A47

**FY2011 Motorcycle Paid TV, Radio and Print Media**

Campaign Name	Station	Start/End Dates	TV Total	Paid TV	Free TV	Radio Total	Paid Radio	Free Radio	Print Ads	Other Media	Audience Size	Evaluation Results	Frequency	Funding Source	Cost
Rockies Package	Northern Broadcasting	5/1/11-5/31/11				115	58	57						2010	\$ 1,274.54
Wyoming Tribune-Eagle	Web Banner	5/1/11-5/31-11								Web Banner				2010	\$ 150.00
Motorcycle Safety	Lamar Billboards	6/6/11-7/3/11								5				2010	\$ 1,850.00
Wyoming Travel Network	Townsquare Media	5/6/11-5/27/11				\$ 4,500.00								2010	\$ 4,500.00
Motorcycle Safety	93.7 KAZY	5/1/11-5/31/11				52	25	27						2010	\$ 525.00
Motorcycle Ad	Wyoming Element Magazine	Summer Issue								1				2010	\$ 700.00
Motorcycle Safety	Lamar Billboards	6/13/11-7/10/11								2				2010	\$ 950.00
Motorcycle Safety	Lamar Billboards	6/20/11-7/17/11								5				2010	\$ 2,100.00
Motorcycle Safety	Lamar Billboards	6/27/11-7/24/12								5				2010	\$ 2,000.00
Motorcycle Safety	Next Media Billboards	6/27/11-7/24/11								3				2010	\$ 2,400.00
Rockies Package	Northern Broadcasting	6/1/11-6/30/11				108	54	54						2010	\$ 1,274.54
Motorcycle Safety	Lamar Billboards	6/13/11-7/10/11								2				2010	\$ 950.00
Motorcycle Safety	Lamar Billboards	7/4/11-7/31/11								5				2010	\$ 1,850.00
Motorcycle Safety	93.7 KAZY	6/1/11-6/30/11				35	18	17						2010	\$ 415.80
Wyoming Tribune-Eagle	Web Banner	6/1/11-7/31/11								1				2010	\$ 300.00
Motorcycle Safety	Northern Broadcasting	7/01/11-7/31/11				108	54	54						2010	\$ 1,274.54
Motorcycle Safety	AllOver Media Tank Toppers	7/25/11-8/21/11								13				2010	\$ 3,350.00
Wyoming Travel Network	Townsquare Media	7/1/11-7/31/11				\$ 3,415.00								2010	\$ 3,415.80
Motorcycle Safety	Lamar Billboards	7/18/11-8/14/11								5				2010	\$ 2,100.00
Motorcycle Safety	Pioneer Printing Sturgis Posters	7/18/11								700				2010	\$ 814.59
Wyoming Travel Network	Townsquare Media	6/1/11-7/31/11				\$ 9,000.00								2010	\$ 9,000.00
Motorcycle Safety	93.7 KAZY	7/1/11-7/31/11				50	24	26						2010	\$ 504.00
Motorcycle Safety	Lamar Billboards	7/25/11-8/21/11								5				2010	\$ 2,000.00

A48

**FY2011 Motorcycle Paid TV, Radio and Print Media**

Campaign Name	Station	Start/End Dates	TV Total	Paid TV	Free TV	Radio Total	Paid Radio	Free Radio	Print Ads	Other Media	Audience Size	Evaluation Results	Frequency	Funding Source	Cost
Motorcycle Safety	Next Media Billboards	7/25/11-8/21/11								3				2010	\$ 2,525.00
Motorcycle Safety	Lamar Billboards	8/1/11-8/28/11								5				2010	\$ 1,850.00
Motorcycle Safety	Lamar Billboards	8/8/11-9/4/11								2				2010	\$ 950.00
Motorcycle Safety	Lamar Billboards	8/15/11-9/11/11								5				2010	\$ 2,100.00
Motorcycle Safety	Lamar Billboards	8/22/11-9/18/11								5				2010	\$ 2,000.00
Motorcycle Safety	Lamar Billboards	8/29/11-9/25/11								5				2010	\$ 1,850.00
Motorcycle	93.7 KAZY	8/1/2011-8/31/2011				38	20	18						402	\$ 420.00
Motorcycle	Lamar Billboards	9/12/2011								2				402	\$ 2,100.00
Motorcycle Media Assessment	Aspen Media and Market Research	9/9/2011								1				2010	\$ 1,075.00
Motorcycle/Seat belt	Lamar Billboards	9/19/2011 - 9/30/2011								1				2010	\$ 400.00
Rockies Package	Northern Broadcasting					162	108	54						2010	\$ 2,549.08
Motorcycle Ad	Wyoming Element Magazine	Autumn Issue								1				2010	\$ 700.00
Motorcycle Safety	Lamar Billboards	9/5/11-9/30/11								2				402	\$ 950.00
Wyoming Travel Network	Townsquare Media	8/19/11, 8/26/11				\$ 3,000.00								402	\$ 3,000.00
<b>Total Radio/TV/Print Media Spots</b>			<b>4,245</b>	<b>2,798</b>	<b>1,601</b>	<b>+752</b>	<b>431</b>	<b>371</b>	<b>0</b>	<b>851</b>				<b>TOTAL</b>	<b>\$ 176,020.43</b>

A49



2011 Seat Check Saturday & CPS Week Checkup Events Statistics

Host Organization	City	State	Date of Event	Duration (hours)	Safe Kids Event	Techs Assisting	Vehicles Assisted	Seats Checked					Free Seats Distributed					Media Present	
								RF Only	Conv RF	Conv FF	Comb FF	Booster	RF Only	Conv RF	Conv FF	Comb FF	Booster		
1 Laramie Fire Dept.	Laramie	WY	9/13/2011	7	Yes	5	23	12	5	9	2	9	4	4	10	2	9	No	
2 Safe Kids Laramie Cty/ Kohl's	Cheyenne	WY	9/12/2009	4	yes	8	38	4	8	5	13	36		2			23	yes	
3 Jackson Hole Fire/EMS	Jackson	WY	9/11/2009	3	yes	7	7	1		6	2	1			3		3	no	
4 ** Radio Advertising Cost \$196																			
5 ** Newspaper Ad \$230																			
6 ** Seats bought for event from Grant \$131.99																			
7 ** 1 Kiwanii Volunteer for event																			
8 Public Health, EPD	Evanston	WY	Sept. 15, 2011	4	Yes	2	7		1	1	5	1				2	2	No	
9 Hot Springs Co	Thermopolis	WY	9/22/2011	1.5	Yes	2	1		1			1					1	no	
10 Converse County Memorial Hospital	Douglas	WY	9/23/2011	3	Yes	4	9	2	2	1		2	1	4	2		5	Yes	
11 WHP	JACKSON	WY	9/24/2011	5		4	6	1	1	2	2	1				2		NO	
12 Safe Kids Campbell	Gillette	WY	9/24/2011	4	yes	4	16	4	5	5	2	6		2		2	1	no	
13																			
14																			
15																			
16																			
17																			
18																			
19																			
Totals																			
				31.5	7	36	107	24	23	29	26	57	5	12	15	8	44	8	

ASO

Total Seats Checked  
159

Total free seats given away  
84

FY2011 HAZARD ELIMINATION REPORT

Project	Activity	An Type	Category	Subcat	Sum BU Amount	Bill Dt	Descr	Invoice
0007162	FA11	BLD	402	154HE	5,274.47	9/1/2011	GILL STS/WY50 & US14/16	0000044252
0007162	FA11	BLD	402	164HE	2,401,478.00	9/1/2011	GILL STS/WY50 & US14/16	0000044252
0007162	FA11	BLD	402	154HE	91,824.24	9/29/2011	GILL STS/WY50 & US14/16	0000044327
0007162	FA11	BLD	402	164HE	253,030.29	9/29/2011	GILL STS/WY50 & US14/16	0000044327
0007162	FA11	BLD	402	154HE	119.98	9/30/2011	GILL STS/WY50 & US14/16	0000044936
0007162	FA11	BLD	402	164HE	1,425,349.71	9/30/2011	GILL STS/WY50 & US14/16	0000044936
0802178	FA11	BLD	402	164HE	34,310.00	3/22/2011	RKSP MARG/DEWAR INT/STG 1	0000037387
ACCRECE	FA10	BLD	402	164HE	171,653.12	6/21/2011	ACCIDENT RECONSTRUCTION EQUIP	0000042694
B095080	FA11	BLD	402	164HE	5,000.00	7/1/2011	GREY STS/US 16, 20 & US 14	0000040464
B109079	FA11	BLD	402	164HE	1,372,391.90	4/19/2011	STWD/VAR LOC/URBAN/SIGNALS	0000041062
B109079	FA11	BLD	402	164HE	329,320.35	6/21/2011	STWD/VAR LOC/URBAN/SIGNALS	0000041667
B109079	FA11	BLD	402	164HE	564,927.02	9/1/2011	STWD/VAR LOC/URBAN/SIGNALS	0000042853
B109079	FA11	BLD	402	164HE	124,233.29	9/29/2011	STWD/VAR LOC/URBAN/SIGNALS	0000044868
N203045	FA11	BLD	402	154HE	1,277,855.95	11/22/2010	RIVE-SHOS/BRYANT	0000037412
N203045	FA11	BLD	402	154HE	78,694.05	3/22/2011	RIVE-SHOS/BRYANT	0000038156
N372038	FA11	BLD	402	164HE	496,592.07	2/22/2011	DAYT-STEAMBOAT ROCK	0000037419
N372038	FA11	BLD	402	164HE	78,796.23	3/22/2011	DAYT-STEAMBOAT ROCK	0000040081
N372038	FA11	BLD	402	164HE	137,613.45	4/19/2011	DAYT-STEAMBOAT ROCK	0000040525
N372038	FA11	BLD	402	164HE	492,905.14	5/24/2011	DAYT-STEAMBOAT ROCK	0000041762
N372038	FA11	BLD	402	164HE	53,383.18	9/29/2011	DAYT-STEAMBOAT ROCK	0000042328
N432050	FA11	BLD	402	164HE	593,451.00	1/11/2011	DOUG-GILL/TISDALE CR SEC	0000038884
PATRMDT	FA10	BLD	402	164HE	76,468.08	6/21/2011	PATROL MOBILE DATA TERMINALS	0000037291
PATRMDT	FA10	BLD	402	164HE	245,004.00	9/15/2011	PATROL MOBILE DATA TERMINALS	0000042900

AS1

