



## Florida Department of Transportation

RICK SCOTT  
GOVERNOR

605 Suwannee Street  
Tallahassee, FL 32399-0450

A. NATHAN PRASAD, P.E.  
SECRETARY

August 26, 2011

Mr. Terrance Schiavone, Regional Administrator  
National Highway Traffic Safety Administration  
61 Forsyth Street, S.W., Suite 17T30  
Atlanta, Georgia 30303-3106

Dear Sir:

Enclosed are copies of Florida's *FY 2012 Highway Safety Performance Plan*. The plan provides details on Florida's allocation of highway safety grant funds for fiscal year 2012. Included in the plan are projects for the following:

Section 402  
Section 406  
Section 410

Section 405  
Section 408  
Section 2010

The *FY 2012 Highway Safety Performance Plan* contains funding for equipment that has a unit cost exceeding \$5,000. A list of these items is enclosed for your review and approval.

If you have any questions or need further information, please contact me at (850) 245-1500.

Sincerely,

Marianne A. Trussell  
Chief Safety Officer

MAT/d.k  
enclosures

cc: Sandy Richardson  
Anath Prasad  
Danielle King  
Diana Mederos



# *State of Florida*

HIGHWAY SAFETY

PERFORMANCE

PLAN

FY 2012



Florida Department of Transportation  
State Safety Office  
Traffic Safety Section



## Mission Statement

*The Traffic Safety Section located within the Florida Department of Transportation's State Safety Office is committed to developing, implementing, and managing a data-driven, comprehensive Highway Safety Program aimed at saving lives, preventing injuries, and reducing related costs associated with traffic crashes on Florida's roadways.*



*State of Florida*  
*Highway Safety Performance Plan*  
*FY2012*

**Table of Contents**

|   | <b>Section</b> |
|---|----------------|
| <b>Performance Plan</b>                       |                |
| <b>Performance Plan .....</b>                 | <b>1</b>       |
| Problem Identification                        |                |
| Relationship to Strategic Highway Safety Plan |                |
| Performance Goals and Measures                |                |
| Highway Safety Matrix                         |                |
| Project Selection Process                     |                |
| Program Administration                        |                |
| <b>Highway Safety Plan</b>                    |                |
| Planning and Administration .....             | 2              |
| Paid Media.....                               | 3              |
| Occupant Protection.....                      | 4              |
| Community Traffic Safety .....                | 5              |
| Alcohol .....                                 | 6              |
| Pedestrian and Bicycle Safety .....           | 7              |
| Traffic Records .....                         | 8              |
| Motorcycle Safety.....                        | 9              |
| Police Traffic Services.....                  | 10             |
| Speed Control .....                           | 11             |
| Roadway Safety .....                          | 12             |
| <b>Certifications and Assurances</b>          |                |
| Certifications and Assurances.....            | 13             |
| <b>Program Cost Summary</b>                   |                |
| Program Cost Summary Form.....                | 14             |
| <b>\$5,000 Equipment List</b>                 |                |
| \$5,000 Equipment List Form .....             | 15             |





Il IdiWAY

SAFETY

PLAN



# Performance Plan

## Problem Identification

The Traffic Safety Section of the Florida Department of Transportation's State Safety Office identifies the State's traffic crash problems in a number of ways, including:

- Reviewing statistics from the annual *Traffic Crash Statistics Report* prepared by the
- Florida Department of Highway Safety and Motor Vehicles (DHSMV) and the
- National Highway Traffic Safety Administration's *Fatality Analysis Reporting System*,
- Reviewing data from the *Uniform Traffic Citation Statistics Annual Report*
- prepared by the Florida Department of Highway Safety and Motor Vehicles,
- Analyzing data from the *Highway Safety Matrix* prepared by the Safety Office,
- Meeting with advisory groups,
- Reviewing the results of public opinion and observational surveys, and
- Utilizing the knowledge and experience of Traffic Safety Section staff.

The Safety Office Crash Records Section receives crash data from the Department of Highway Safety and Motor Vehicles (DHSMV) that includes all information collected on the "long form" crash reports. This data is used to create the Traffic Safety Section's annual *Highway Safety Matrix*. The staff utilizes data from the matrix to perform analyses.

Staff members are responsible for using information from the matrix and the annual *Traffic Crash Statistics Report* to identify the traffic safety problems to be addressed in their program modules. Citation data is also used by some planners to identify problems. Planners can work with a member of the Crash Records Section, the Traffic Records Coordinating Committee (TRCC), the Department of Health, or other group(s) to obtain specific crash data information.

The Traffic Safety Section staff also works with a variety of groups to identify statewide problems. Advisory groups include the Strategic Highway Safety Plan Executive and Steering Committees, EMS Advisory Council, Traffic Records Coordinating Committee, Motorcycle Safety Coalition, Minority Task Force on Traffic Safety, and the Impaired Driving Coalition. Staff members also work with the Law Enforcement Liaisons, local community traffic safety teams, and the Community Traffic Safety Team Coalition to identify problems.

Observational studies are conducted annually to determine safety belt use in the state. This information is used by the Occupant Protection Specialist to target areas for public awareness efforts and increased enforcement activities. Random digit dialed telephone surveys and surveys at drivers license offices are conducted annually in conjunction with the *Click It or Ticket* and *Drunk Driving: Over the Limit. Under Arrest* campaigns to evaluate the effectiveness of the awareness programs and to determine the public attitude related to traffic safety issues in the state. The Occupant Protection Specialist and the DUI Specialist use this information in planning future activities.

## Relationship to Strategic Highway Safety Plan

Florida's *Strategic Highway Safety Plan* (SHSP) was developed and its process approved in 2006 through statewide input from two traffic safety summits and a web-based survey. As a result, Florida's SHSP focuses on four Emphasis Areas (Aggressive Driving, Intersection Crashes, Vulnerable Road Users, and Lane Departure Crashes), and three Continuing Priority Areas (Occupant Protection, Impaired Driving, and Traffic Data and Decision Support) upon which its thirteen safety partners agreed to focus their resources to reduce the rate of fatalities and serious injuries by 5% per year beginning in 2007. The *Highway Safety Performance Plan* (HSPP) supports and complements the SHSP by emphasizing the importance of the SHSP focus areas through its funding and outreach initiatives.

Each of the seven focus areas of the SHSP are major components of the HSPP. Subgrants implement the goals and strategies of the SHSP by funding a wide variety of projects: 1.) law enforcement overtime to eliminate speeding and other dangerous behaviors that constitute aggressive driving; 2.) awareness and enforcement initiatives to eliminate distracted driving and decrease lane departure crashes; 3.) awareness, educational, training, and enforcement efforts to increase awareness of motorists, bicyclists, pedestrians, and motorcyclists, of the importance of helmet use especially in younger children, and of new traffic laws; 4.) awareness and enforcement initiatives to reduce red light running incidents and increase awareness when making right turns on red to reduce incidents at intersections; 5.) an aggressive child passenger seat program and training opportunities, including the only program of its kind in the nation that provides child passenger safety services to special needs children; 6.) overtime to law enforcement to assist in DUI enforcement activities, teen driving programs, supporting the Florida Coalition on Impaired Driving, DUI training for law enforcement and prosecutors, and support for DUI Court Programs; and 7.) providing software and hardware for electronic crash reporting, expansion of Florida's EMSTAR program (for NEMSIS compliance), and locating crashes on all roads.

## Performance Goals and Measures

Congress has required each state to set performance goals and report performance measures in the *Highway Safety Performance Plan*. The National Highway Traffic Safety Administration and the Governors Highway Safety Association developed a set of 14 minimum performance measures that must be included in each state's plan. These are broken down into three activity measures, one behavioral measure, and 10 core outcome measures. The fatality numbers for the outcome measures use data from the *Fatality Analysis Reporting System (FARS)*. Performance goals are required for the behavioral measure and the 10 core outcome measures. The Traffic Safety Section has included two additional core outcome measures and three activity measures that relate to Florida.

The following goals were set to meet the requirements of 23 CFR 1200.10:

### Traffic Fatalities

C-1) To decrease traffic fatalities 5.0% from the 2009 calendar base year total of 2,558 to 2,430 by December 31, 2012.

### Serious Traffic Injuries

C-2) To decrease incapacitating traffic injuries 4.0% from the 2009 calendar base year total of 22,743 to 21,606 by December 31, 2012.

### Fatalities/VMT

C-3) To decrease fatalities per NMT from the 2009 calendar base year total of 1.31 to 1.28 by December 31, 2012.

### Unrestrained Passenger Vehicle Occupant Fatalities

C-4) To decrease the number of driver and passenger deaths in safety belt equipped (SBE) vehicles by 2.6% from the 2009 calendar base year total of 846 to 824 by December 31, 2012.

#### Alcohol- Impaired Driving Fatalities

C-5) To decrease alcohol impaired driving fatalities 2.9% from the 2009 calendar base year total of 770 to 748 by December 31, 2012.

#### Speeding Related Fatalities

C-6) To decrease speeding-related fatalities 5.0% from the 2009 calendar base year total of 535 to 508 by December 31, 2012.

#### Motorcyclist Fatalities

C-7) To decrease motorcyclist fatalities 2% from the 2009 calendar base year total of 413 to 405 by December 31, 2012.

#### Unhelmeted Motorcyclist Fatalities

C-8) To decrease non-helmeted motorcyclist fatalities 2.0% from the 2009 calendar base year total of 203 to 199 by December 31, 2012.

#### Drivers Age 20 or Younger Involved in Fatal Crashes

C-9) To decrease drivers age 20 or younger involved in fatal crashes 3.9% from the 2009 calendar base year total of 362 to 348 by December 31, 2012.

#### Pedestrian Fatalities

C-10) To reduce pedestrian fatalities 2.0% from the 2009 calendar base year total of 466 to 457 by December 31, 2012.

#### Bicyclist Fatalities

F-1) To reduce bicyclist fatalities 2.0% from the 2009 calendar base year total of 107 to 105 by December 31, 2012.

#### Fatalities Involving a Florida-Resident Elder Driver

F-2) To reduce the number of Florida-resident drivers age 65 and older involved in fatal crashes by 34% from the 2009 calendar base year total of 595 to 390 by December 31, 2012.

#### Seat Belt Use Rate

B-1) To increase the statewide observed seat belt use of front seat outboard occupants in passenger vehicles by 1.0 percentage point from the 2009 calendar base year usage rate of 85.2% to 86.2% by September 30, 2012.

Performance data for the activity measures listed in the table on the following two pages comes from the quarterly progress reports submitted by sub-grantees. Activity measure data reflects project accomplishments during the Federal Fiscal Year – October 1 through September 30. Performance data for the behavioral measure also reflects the Federal Fiscal Year.

Data for the core outcome measures included in the table is based on the calendar year. The fatality data used in the table is taken from the FARS, except for measure *F-2) Number of Florida Resident Drivers Age 65 Involved in Fatal Crashes*. As noted at the end of the table, the goals that the Traffic Safety Section had set for fatalities prior to 2010 were based on fatality numbers published by the Florida Department of Highway Safety and Motor Vehicles in its annual report of crash statistics. In some cases, the fatality data published by FARS has differed significantly from the data published by DHSMV. Starting in 2010, the fatality goals (except for *F-2*) were based on FARS data. The data used for *C-2) Number of Serious Injuries in Traffic Crashes* is taken from the DHSMV annual crash statistics report because FARS does not publish injury data.

**FY 2012 Highway Safety Performance Plan-Performance Measures and Goals**

| Activity Measures     |   |                           | 2007   | 2008   | 2009   | 2010   | 2011   | 2012   |
|-----------------------|---|---------------------------|--------|--------|--------|--------|--------|--------|
| A-1                   | Number of Grant-Funded Safety Belt Citations <sup>2</sup>                     | Final                     | N/A    | N/A    | 4,888  | 28,349 | N/A    | N/A    |
| A-2                   | Number of Grant-Funded Impaired Driving Arrests <sup>1</sup>                  | Final                     | 1,367  | 2,373  | N/A    | 2,129  | N/A    | N/A    |
| A-3                   | Number of Grant-Funded Speeding Citations <sup>2</sup>                        | Final                     | N/A    | N/A    | 14,597 | 17,217 | N/A    | N/A    |
| Behavior Measures     |   |                           | 2007   | 2008   | 2009   | 2010   | 2011   | 2012   |
| B-1                   | Observed Safety Belt Use, Front Seat Outboard Occupants                       | Goal                      | 82.0%  | 82.0%  | 82.5%  | 83.0%  | 83.5%  | 86.2%  |
|                       |   | Final                     | 79.1%  | 81.7%  | 85.2%  | N/A    | N/A    | N/A    |
| Core Outcome Measures |   |                           | 2007   | 2008   | 2009   | 2010   | 2011   | 2012   |
| C-1                   | Number of Traffic Fatalities <sup>3</sup>                                     | Goal <sup>5</sup>         | 3,300  | 3,250  | 3,000  | 2,900  | 2,850  | 2,430  |
|                       |   | Final                     | 3,213  | 2,980  | 2,558  | N/A    | N/A    | N/A    |
| C-2                   | Number of Serious Injuries in Traffic Crashes <sup>4</sup>                    | Goal                      | N/A    | N/A    | N/A    | 23,500 | 23,250 | 21,606 |
|                       |   | Final                     | 25,559 | 23,758 | 22,743 | N/A    | N/A    | N/A    |
| C-3                   | Number of Fatalities/100M VMT <sup>3</sup>                                    | Goal - Total <sup>5</sup> | 1.60   | 1.60   | 1.60   | 1.54   | 1.53   | 1.28   |
|                       |   | Final- Total              | 1.56   | 1.50   | 1.31   | N/A    | N/A    | N/A    |
|                       |   | Final - Rural             | 3.30   | 3.22   | 2.82   | N/A    | N/A    | N/A    |
|                       |   | Final - Urban             | 1.16   | 1.11   | 0.93   | N/A    | N/A    | N/A    |
| C-4                   | Number of Unrestrained Occupant Fatalities – All Positions <sup>3</sup>       | Goal                      | N/A    | N/A    | N/A    | 970    | 950    | 824    |
|                       |   | Final                     | 1,078  | 1,000  | 846    | N/A    | N/A    | N/A    |
| C-5                   | Number of Fatalities Involving Driver/Motorcyclist with .08+ BAC <sup>3</sup> | Goal <sup>5</sup>         | 1,070  | 1,070  | .050   | 850    | 825    | 748    |
|                       |   | Final                     | 917    | 887    | 770    | N/A    | N/A    | N/A    |

| Core Outcome Measures   |  |                   | 2007 | 2008 | 2009 | 2010 | 2011 | 2012 |
|---|--|-------------------|------|------|------|------|------|------|
| C-6   | Number of Speeding-Related Fatalities <sup>3</sup>                               | Goal              | N/A  | N/A  | N/A  | 540  | 530  | 508  |
|   |  | Final             | 611  | 553  | 535  | N/A  | N/A  | N/A  |
| C-7   | Number of Motorcyclist Fatalities <sup>3</sup>                                   | Goal <sup>5</sup> | 400  | 400  | 500  | 500  | 490  | 405  |
|   |  | Final             | 566  | 556  | 413  | N/A  | N/A  | N/A  |
| C-8   | Number of Unhelmeted Motorcyclist Fatalities <sup>3</sup>                        | Goal              | N/A  | N/A  | N/A  | 390  | 245  | 199  |
|   |  | Final             | 265  | 254  | 203  | N/A  | N/A  | N/A  |
| C-9   | Number of Drivers Age 20 Involved in Fatal Crashes <sup>3</sup>                  | Goal              | N/A  | N/A  | N/A  | 400  | 460  | 348  |
|   |  | Final             | 583  | 489  | 362  | N/A  | N/A  | N/A  |
| C-10  | Number of Pedestrian Fatalities <sup>3</sup>                                     | Goal <sup>5</sup> | 525  | 525  | 525  | 480  | 470  | 457  |
|   |  | Final             | 530  | 490  | 466  | N/A  | N/A  | N/A  |
| Florida Core Outcome and Activity Measures  |  |                   | 2007 | 2008 | 2009 | 2010 | 2011 | 2012 |
| F-1   | Number of Bicyclist Fatalities <sup>3</sup>                                      | Goal <sup>5</sup> | 95   | 95   | 100  | 120  | 110  | 105  |
|   |  | Final             | 119  | 126  | 107  | N/A  | N/A  | N/A  |
| F-2   | Number of Florida Resident Drivers Age 65 Involved in Fatal Crashes <sup>3</sup> | Goal              | N/A  | N/A  | N/A  | 413  | 400  | 390  |
|   |  | Final             | 460  | 435  | 595  | 442  | N/A  | N/A  |
| F-3   | Number of Grant-Funded DUI Checkpoints Conducted <sup>1</sup>                    | Goal              | 227  | 208  | 136  | 300  | 325  | 350  |
|   |  | Final             | 248  | 227  | 211  | 502  | N/A  | N/A  |
| F-4   | Number of Grant-Funded Teen Driver Events Conducted <sup>1</sup>                 | Goal              | N/A  | N/A  | N/A  | 320  | 350  | 360  |
|   |  | Final             | 140  | 300  | 296  | 510  | N/A  | N/A  |
| <p>1. Data for the Activity Measures is based on the quarterly reports filed by subgrantees during the fiscal year while the other measures are based on calendar year data.</p> <p>2. Accurate data for grant-funded citations in past years is not available because, in most cases, law enforcement agencies reported all citations issued during the year, not just the totals for grant-funded activities.</p> <p>3. Fatality numbers come from the Fatality Analysis Reporting System (PARS) except for F-2, which comes from the Florida Department of Highway Safety and Motor Vehicles (DHSMV) annual report of crash statistics.</p> <p>4. Serious injuries are those injuries listed as 'Incapacitating Injuries' by the DHSMV in its annual report of crash statistics.</p> <p>5. Prior to 2010 goals were set based on DHSMV data- not FARS data. Goals shown for C-5 prior to 2010 were based on "alcohol-related" fatalities as defined by DHSMV. Goals for C-7 prior to 2010 included only motorcycle driver fatalities, motorcycle passenger fatalities were not included.</p> |  |                   |      |      |      |      |      |      |

## Highway Safety Matrix

Purpose: The county and city matrices were designed to provide FDOT traffic safety planners an objective, data-driven tool to rank traffic safety projects. Both counties and cities are divided into three population groups. The numbers in each matrix represent where counties or cities rank within their population group in a particular program area, with "1" representing the worst crash rate, as described below. For example, the "12" next to Marion indicates they are ranked 12th in alcohol-related crashes among the 23 counties in Group 1.

Note that despite the reduction in fatal and injury crashes occurring over the past several years, the range of numbers appearing in the matrix does not change, because counties and cities are being compared to each other on a relative basis.

Measures used: The rankings in both matrices are based on rates of fatalities plus injuries over one, three, and five-year periods, in this case 2010, 2006-2010, and 2006-2010. In the County Matrix rates are 50% per population and 50% per vehicle mile traveled, with the exception of the Bicycle and Pedestrian areas, which are 100% per population. For the City Matrix, all rates are per population. Inmate populations are excluded in the calculations.

Specific measures for each column in the matrix are as follows:

- **Total Fatalities and Injuries (F&I)** – overall fatalities plus injuries;
- **Alcohol Related** – alcohol-related fatalities plus injuries (this includes both Driving Under Influence and crashes where had been drinking was a contributing circumstance);
- **Bicycle, Motorcycle, Pedestrian F&I** – bicyclist, motorcyclist, and pedestrian fatalities plus injuries;
- **Speed Related-** speed-related fatalities plus injuries;
- **Safety Equipment** – injuries plus fatalities among drivers and passengers who were both not using safety equipment and were subject to the seat belt law;
- **Aggressive Driving** – injuries plus fatalities in crashes where two or more of certain moving violations (includes careless driving, improper passing, and several others) were cited;
- **Teen Drivers** – injuries plus fatalities among drivers aged 15-19, excluding bicyclists and motorcyclists;
- **Older Drivers** – injuries plus fatalities among drivers aged 65+, excluding bicyclists and motorcyclists.

Alcohol, speeding, and aggressive driving are treated as causal factors, so that all injuries and fatalities in crashes involving them are counted. On the other hand, only bicycle, motorcycle, and pedestrian victims, drivers 15-19 or 65+, plus individuals not using seat belts are counted in their respective areas.

Data Sources -- The *DHSMV Traffic Crash Statistics Report* was used as the data source in the county matrix for the Total F&I, Alcohol Related, and the Bicycle, Motorcycle, and Pedestrian F&I areas. DOT's CAR database was used in the Speed Related, Safety Equipment, Teen Drivers, Drivers 65+, and Aggressive Driving areas, as well as the source for all data used in compiling city crash data.

Subjectivity of crash data used: It is important to realize that some of the measures cited above are more subjective than others. Total F&I, the Bicycle, Motorcycle, and Pedestrian F&I areas, Teen Drivers, and Drivers 65+ are relatively objective, as they are only based on crash victims. The other areas are all dependent on how thorough investigating officers are in documenting crash circumstances. It is quite likely there are differences among jurisdictions in this regard.

Other data limitations: County rankings are based on crashes occurring both inside and outside cities and municipalities and may involve different investigating agencies, including the Florida Highway Patrol, which does much of the enforcement in rural areas.



City crashes are much more subject to errors involving location. In some instances, crash investigators either are unaware of their exact location or write down the wrong DHSMV city code. The DOT Safety Office's Crash Records section identifies many of the location errors made on state roads. These corrections are reflected in crashes in the CAR database, but many errors still remain.

## Highway Safety Matrix Ranking of Florida Cities

**Group 1 -- Population 75,000+ -- 31 cities**  
(based on fatal and injury crashes during 2006-2010)

| City            | 1  | 2  | 3  | 4  | 5  | 6  | 7  | 8  | 9  | 10 |
|-----------------|----|----|----|----|----|----|----|----|----|----|
| Boca Raton      | 6  | 16 | 12 | 17 | 15 | 11 | 22 | 13 | 6  | 1  |
| Cape Coral      | 25 | 22 | 23 | 24 | 28 | 24 | 25 | 18 | 24 | 23 |
| Clearwater      | 14 | 7  | 8  | 11 | 13 | 28 | 16 | 31 | 20 | 7  |
| Coral Springs   | 22 | 31 | 14 | 29 | 24 | 17 | 31 | 28 | 15 | 25 |
| Davie           | 3  | 2  | 20 | 2  | 11 | 1  | 10 | 17 | 1  | 10 |
| Deerfield Beach | 39 | 19 | 10 | 21 | 14 | 5  | 9  | 6  | 29 | 17 |
| Deltona         | 27 | 23 | 30 | 18 | 30 | 16 | 19 | 15 | 28 | 29 |
| Fort Lauderdale | 4  | 8  | 4  | 6  | 1  | 20 | 3  | 11 | 8  | 4  |
| Gainesville     | 10 | 14 | 2  | 4  | 7  | 22 | 18 | 8  | 4  | 18 |
| Hialeah         | 16 | 25 | 29 | 27 | 17 | 31 | 5  | 30 | 17 | 14 |
| Hollywood       | 5  | 4  | 3  | 12 | 6  | 3  | 7  | 12 | 12 | 3  |
| Jacksonville    | 15 | 11 | 19 | 13 | 23 | 21 | 21 | 24 | 11 | 24 |
| Lakeland        | 11 | 5  | 13 | 9  | 16 | 27 | 1  | 27 | 9  | 5  |
| Largo           | 52 | 18 | 11 | 16 | 8  | 29 | 23 | 23 | 23 | 8  |
| Melbourne       | 23 | 17 | 16 | 7  | 20 | 9  | 15 | 14 | 19 | 16 |
| Miami           | 8  | 20 | 18 | 19 | 3  | 26 | 4  | 22 | 21 | 9  |
| Miami Beach     | 17 | 12 | 5  | 1  | 2  | 30 | 17 | 16 | 31 | 27 |
| Miami Gardens   | 19 | 21 | 26 | 26 | 18 | 12 | 11 | 4  | 13 | 31 |
| Miramar         | 24 | 30 | 31 | 31 | 27 | 18 | 29 | 25 | 25 | 30 |
| Orlando         | 1  | 1  | 9  | 3  | 4  | 4  | 6  | 1  | 5  | 15 |
| Palm Bay        | 28 | 28 | 28 | 25 | 25 | 19 | 24 | 7  | 30 | 28 |
| Palm Coast      | 61 | 15 | 27 | 5  | 31 | 13 | 20 | 10 | 18 | 20 |
| Pembroke Pines  | 21 | 26 | 24 | 30 | 26 | 25 | 28 | 21 | 10 | 22 |
| Plantation      | 18 | 24 | 21 | 28 | 22 | 14 | 26 | 29 | 16 | 12 |
| Pompano Beach   | 9  | 6  | 7  | 10 | 5  | 2  | 2  | 2  | 14 | 2  |
| Port St. Lucie  | 26 | 29 | 25 | 22 | 29 | 23 | 27 | 20 | 26 | 26 |
| St. Petersburg  | 12 | 9  | 1  | 8  | 12 | 8  | 14 | 3  | 7  | 11 |
| Sunrise         | 20 | 27 | 17 | 20 | 19 | 7  | 30 | 26 | 22 | 13 |
| Tallahassee     | 7  | 13 | 15 | 15 | 10 | 10 | 8  | 9  | 2  | 21 |
| Tampa           | 2  | 3  | 6  | 14 | 9  | 15 | 13 | 19 | 3  | 6  |
| West Palm Beach | 13 | 10 | 22 | 23 | 21 | 6  | 12 | 5  | 27 | 19 |

# Highway Safety Matrix- Ranking of Florida Cities

Group 2 -- Population 15,000-74,999 -- 93 Cities (based on fatal and injury crashes during 2006-2010)

| City               | 1  | 2  | 3  | 4  | 5  | 6  | 7  | 8  | 9  | 10 |
|--------------------|----|----|----|----|----|----|----|----|----|----|
| Altamonte Springs  | 54 | 32 | 58 | 51 | 54 | 58 | 71 | 58 | 76 | 73 |
| Apopka             | 62 | 41 | 53 | 59 | 67 | 71 | 39 | 70 | 70 | 55 |
| Aventura           | 10 | 82 | 27 | 44 | 4  | 28 | 75 | 21 | 38 | 20 |
| Bartow             | 38 | 68 | 41 | 45 | 50 | 75 | 29 | 77 | 22 | 58 |
| Belle Glade        | 32 | 14 | 59 | 93 | 26 | 30 | 15 | 9  | 69 | 74 |
| Bonita Springs     | 88 | 75 | 70 | 81 | 77 | 83 | 83 | 84 | 87 | 60 |
| Boynton Beach      | 26 | 27 | 34 | 55 | 36 | 21 | 50 | 45 | 43 | 14 |
| Bradenton          | 36 | 63 | 30 | 46 | 19 | 88 | 45 | 79 | 53 | 32 |
| Casselberry        | 85 | 51 | 29 | 56 | 58 | 89 | 64 | 66 | 90 | 69 |
| Clermont           | 45 | 44 | 92 | 39 | 78 | 52 | 36 | 81 | 19 | 48 |
| Cocoa              | 5  | 7  | 16 | 4  | 5  | 1  | 5  | 5  | 2  | 30 |
| Coconut Creek      | 24 | 59 | 76 | 49 | 45 | 14 | 70 | 62 | 21 | 26 |
| Cooper City        | 75 | 76 | 56 | 52 | 82 | 50 | 55 | 73 | 31 | 80 |
| Coral Gables       | 14 | 49 | 17 | 30 | 11 | 73 | 57 | 67 | 24 | 9  |
| Crestview          | 34 | 53 | 93 | 33 | 57 | 35 | 40 | 47 | 8  | 50 |
| Cutler Bay         | 58 | 78 | 69 | 89 | 66 | 79 | 60 | 92 | 48 | 83 |
| Dania              | 17 | 16 | 26 | 13 | 38 | 13 | 12 | 39 | 28 | 54 |
| Daytona Beach      | 9  | 5  | 9  | 2  | 2  | 10 | 2  | 20 | 7  | 8  |
| DeBary             | 80 | 58 | 87 | 36 | 92 | 23 | 76 | 37 | 58 | 89 |
| Deland             | 11 | 24 | 13 | 7  | 16 | 60 | 6  | 71 | 3  | 12 |
| Delray Beach       | 30 | 31 | 10 | 32 | 21 | 11 | 38 | 18 | 42 | 21 |
| Doral              | 20 | 62 | 50 | 61 | 55 | 90 | 54 | 82 | 14 | 88 |
| Dunedin            | 66 | 29 | 18 | 40 | 70 | 67 | 68 | 53 | 74 | 35 |
| Edgewater          | 69 | 42 | 40 | 10 | 75 | 69 | 56 | 63 | 52 | 19 |
| Eustis             | 59 | 33 | 60 | 42 | 61 | 68 | 46 | 74 | 33 | 37 |
| Fort Myers         | 7  | 9  | 28 | 15 | 13 | 18 | 8  | 4  | 10 | 11 |
| Fort Pierce        | 51 | 36 | 32 | 48 | 30 | 34 | 21 | 40 | 32 | 39 |
| Ft. Walton Beach   | 40 | 15 | 48 | 18 | 41 | 4  | 22 | 14 | 17 | 41 |
| Greenacres City    | 65 | 23 | 36 | 63 | 65 | 25 | 47 | 16 | 68 | 51 |
| Haines City        | 37 | 39 | 75 | 34 | 42 | 74 | 23 | 29 | 25 | 15 |
| Hallandale         | 49 | 71 | 19 | 72 | 17 | 82 | 89 | 55 | 84 | 34 |
| Hialeah Gardens    | 25 | 56 | 71 | 65 | 47 | 80 | 34 | 65 | 36 | 62 |
| Homestead          | 73 | 46 | 55 | 76 | 62 | 57 | 31 | 86 | 86 | 82 |
| Jacksonville Beach | 43 | 11 | 5  | 20 | 9  | 20 | 66 | 51 | 15 | 67 |
| Jupiter            | 53 | 21 | 14 | 62 | 64 | 8  | 44 | 11 | 39 | 45 |
| Key West           | 6  | 1  | 1  | 1  | 3  | 7  | 10 | 13 | 67 | 65 |
| Kissimmee          | 42 | 37 | 42 | 31 | 14 | 42 | 37 | 36 | 47 | 79 |
| Lake Worth         | 18 | 28 | 23 | 19 | 29 | 2  | 18 | 15 | 29 | 44 |
| Lauderdale Lakes   | 64 | 79 | 80 | 91 | 33 | 48 | 73 | 24 | 63 | 61 |
| Lauderhill         | 71 | 81 | 79 | 83 | 31 | 41 | 72 | 76 | 72 | 81 |
| Leesburg           | 23 | 38 | 67 | 12 | 23 | 32 | 24 | 57 | 50 | 5  |
| Lynn Haven         | 57 | 64 | 51 | 27 | 87 | 61 | 62 | 60 | 20 | 33 |
| Maitland           | 55 | 57 | 86 | 70 | 81 | 26 | 32 | 8  | 85 | 49 |
| Marco Island       | 91 | 86 | 78 | 74 | 56 | 66 | 92 | 72 | 89 | 70 |
| Margate            | 33 | 40 | 63 | 60 | 32 | 55 | 43 | 68 | 46 | 24 |
| Miami Lakes        | 28 | 50 | 81 | 78 | 68 | 78 | 67 | 83 | 11 | 57 |
| Naples             | 48 | 20 | 4  | 22 | 44 | 76 | 78 | 54 | 78 | 6  |

| City               | 1  | 2  | 3  | 4  | 5  | 6  | 7  | 8  | 9  | 10 |
|--------------------|----|----|----|----|----|----|----|----|----|----|
| New Smyrna Beach   | 22 | 6  | 6  | 6  | 20 | 45 | 3  | 41 | 30 | 23 |
| North Lauderdale   | 79 | 89 | 84 | 82 | 72 | 43 | 41 | 50 | 82 | 85 |
| North Miami        | 3  | 34 | 49 | 54 | 12 | 38 | 17 | 38 | 9  | 25 |
| North Miami Beach  | 13 | 47 | 64 | 50 | 28 | 47 | 33 | 33 | 40 | 38 |
| North Port         | 77 | 85 | 73 | 69 | 86 | 63 | 52 | 75 | 57 | 59 |
| Oakland Park       | 2  | 17 | 8  | 14 | 1  | 22 | 7  | 10 | 18 | 7  |
| Ocala              | 4  | 13 | 21 | 9  | 18 | 56 | 11 | 80 | 4  | 3  |
| Ocoee              | 67 | 72 | 57 | 35 | 71 | 44 | 65 | 49 | 66 | 72 |
| Opa Locka          | 44 | 88 | 82 | 85 | 63 | 64 | 26 | 26 | 55 | 87 |
| Ormond Beach       | 35 | 18 | 22 | 3  | 49 | 6  | 27 | 23 | 27 | 17 |
| Orlando            | 92 | 80 | 85 | 87 | 90 | 70 | 74 | 69 | 79 | 92 |
| Palm Beach Gardens | 21 | 26 | 33 | 37 | 69 | 3  | 63 | 32 | 12 | 28 |
| Palm Springs       | 50 | 8  | 11 | 41 | 25 | 72 | 25 | 2  | 64 | 64 |
| Palmetto Bay       | 76 | 92 | 77 | 73 | 59 | 87 | 82 | 85 | 56 | 78 |
| Panama City        | 1  | 2  | 20 | 11 | 7  | 12 | 1  | 1  | 1  | 4  |
| Parkland           | 83 | 83 | 90 | 90 | 91 | 9  | 84 | 35 | 60 | 86 |
| Pensacola          | 16 | 12 | 25 | 23 | 27 | 17 | 19 | 64 | 6  | 29 |
| Pine Crest Village | 47 | 84 | 62 | 66 | 51 | 92 | 86 | 78 | 34 | 40 |
| Pinellas Park      | 12 | 10 | 3  | 8  | 15 | 16 | 30 | 17 | 23 | 22 |
| Plant City         | 63 | 54 | 68 | 53 | 79 | 46 | 42 | 52 | 54 | 56 |
| Port Orange        | 81 | 55 | 39 | 17 | 76 | 54 | 80 | 48 | 75 | 63 |
| Punta Gorda        | 82 | 65 | 91 | 57 | 88 | 84 | 77 | 89 | 80 | 31 |
| Riviera Beach      | 19 | 22 | 35 | 43 | 24 | 19 | 9  | 12 | 35 | 42 |
| Rockledge          | 84 | 87 | 37 | 71 | 83 | 39 | 69 | 28 | 61 | 77 |
| Royal Palm Beach   | 60 | 69 | 66 | 80 | 60 | 31 | 59 | 19 | 41 | 75 |
| Safety Harbor      | 78 | 77 | 65 | 75 | 84 | 81 | 91 | 59 | 81 | 52 |
| Sanford            | 61 | 35 | 46 | 28 | 43 | 36 | 16 | 34 | 65 | 53 |
| Sarasota           | 27 | 19 | 7  | 16 | 8  | 65 | 20 | 25 | 44 | 16 |
| Sebastian          | 90 | 90 | 89 | 58 | 74 | 85 | 87 | 91 | 92 | 76 |
| Seminole           | 29 | 25 | 12 | 21 | 22 | 15 | 49 | 30 | 37 | 10 |
| St. Cloud          | 52 | 66 | 44 | 47 | 39 | 77 | 51 | 44 | 45 | 66 |
| Stuart             | 8  | 3  | 2  | 5  | 10 | 29 | 4  | 22 | 5  | 2  |
| Sunny Isles        | 86 | 70 | 38 | 88 | 6  | 93 | 90 | 87 | 93 | 68 |
| Tamarac            | 41 | 48 | 61 | 77 | 40 | 5  | 61 | 7  | 51 | 13 |
| Tarpon Springs     | 39 | 30 | 24 | 26 | 46 | 40 | 35 | 6  | 16 | 27 |
| Temple Terrace     | 56 | 60 | 43 | 64 | 34 | 86 | 58 | 93 | 73 | 71 |
| Titusville         | 72 | 74 | 88 | 24 | 53 | 27 | 48 | 31 | 49 | 46 |
| Venice             | 68 | 61 | 47 | 68 | 48 | 53 | 81 | 43 | 88 | 18 |
| Vero Beach         | 15 | 4  | 15 | 38 | 52 | 37 | 14 | 46 | 26 | 1  |
| Wellington         | 87 | 73 | 72 | 84 | 85 | 51 | 85 | 56 | 77 | 90 |
| West Melbourne     | 46 | 43 | 45 | 25 | 80 | 24 | 28 | 3  | 59 | 43 |
| Weston             | 89 | 91 | 83 | 86 | 89 | 59 | 88 | 27 | 71 | 93 |
| Winter Garden      | 74 | 67 | 52 | 79 | 73 | 62 | 79 | 88 | 62 | 84 |
| Winter Haven       | 31 | 45 | 54 | 29 | 35 | 49 | 13 | 42 | 13 | 36 |
| Winter Park        | 70 | 52 | 31 | 67 | 37 | 33 | 53 | 61 | 83 | 47 |
| Winter Springs     | 93 | 93 | 74 | 92 | 93 | 91 | 93 | 90 | 91 | 91 |



# Highway Safety Matrix- Ranking of Florida Counties

(based on fatal and injury crashes during 2006-2010)

Group 1 -Population of 200,001 and above  
23 Counties

|              | 100-199 | 200-299 | 300-399 | 400-499 | 500-599 | 600-699 | 700-799 | 800-899 | 900-999 | 1000+ |
|--------------|---------|---------|---------|---------|---------|---------|---------|---------|---------|-------|
| Alachua      | 8       | 16      | 2       | 4       | 0       | 8       | 10      | 1       | 5       | 14    |
| Brevard      | 19      | 19      | 16      | 7       | 15      | 1       | 19      | 2       | 18      | 16    |
| Broward      | 6       | 15      | 5       | 14      | 2       | 4       | 6       | 6       | 11      | 8     |
| Collier      | 23      | 21      | 10      | 23      | 12      | 15      | 21      | 13      | 23      | 20    |
| Duval        | 10      | 9       | 14      | 11      | 13      | 16      | 17      | 17      | 12      | 18    |
| Escambia     | 4       | 1       | 12      | 9       | 11      | 10      | 3       | 21      | 3       | 4     |
| Hillsborough | 2       | 4       | 6       | 10      | 7       | 6       | 8       | 9       | 4       | 12    |
| Lake         | 17      | 8       | 23      | 6       | 12      | 11      | 13      | 20      | 13      | 11    |
| Lee          | 18      | 14      | 17      | 19      | 17      | 19      | 15      | 11      | 20      | 15    |
| Leon         | 3       | 7       | 13      | 8       | 3       | 2       | 4       | 3       | 1       | 17    |
| Manatee      | 13      | 6       | 3       | 13      | 8       | 20      | 16      | 19      | 15      | 9     |
| Marion       | 11      | 11      | 22      | 5       | 19      | 18      | 9       | 22      | 9       | 3     |
| Miami-Dade   | 5       | 22      | 15      | 17      | 1       | 21      | 5       | 15      | 7       | 7     |
| Orange       | 7       | 10      | 11      | 12      | 5       | 12      | 18      | 8       | 6       | 21    |
| Osceola      | 14      | 20      | 20      | 15      | 12      | 17      | 22      | 16      | 14      | 22    |
| Palm Beach   | 12      | 13      | 9       | 22      | 10      | 3       | 12      | 1       | 17      | 5     |
| Pasco        | 1       | 2       | 8       | 2       | 14      | 9       | 7       | 14      | 2       | 1     |
| Pinellas     | 9       | 5       | 1       | 3       | 4       | 13      | 11      | 5       | 8       | 2     |
| Polk         | 16      | 17      | 19      | 16      | 16      | 22      | 2       | 18      | 10      | 13    |
| Saint Lucie  | 21      | 23      | 18      | 21      | 11      | 7       | 14      | 7       | 19      | 19    |
| Sarasota     | 20      | 12      | 7       | 18      | 18      | 23      | 23      | 23      | 21      | 6     |
| Seminole     | 22      | 18      | 21      | 20      | 23      | 14      | 20      | 10      | 22      | 23    |
| Volusia      | 15      | 3       | 4       | 1       | 9       | 5       | 1       | 4       | 16      | 10    |

Group 2 - Population of 50,001 to 200,000  
18 Counties

|              | 100-199 | 200-299 | 300-399 | 400-499 | 500-599 | 600-699 | 700-799 | 800-899 | 900-999 | 1000+ |
|--------------|---------|---------|---------|---------|---------|---------|---------|---------|---------|-------|
| Bay          | 2       | 1       | 3       | 3       | 1       | 2       | 1       | 1       | 7       |       |
| Charlotte    | 10      | 17      | 5       | 9       | 5       | 18      | 18      | 16      | 12      | 3     |
| Citrus       | 16      | 15      | 18      | 5       | 16      | 9       | 11      | 4       | 15      | 4     |
| Clay         | 8       | 13      | 8       | 12      | 10      | 15      | 13      | 13      | 5       | 17    |
| Columbia     | 5       | 2       | 9       | 15      | 6       | 3       | 4       | 7       | 3       | 8     |
| Flagler      | 12      | 5       | 13      | 8       | 7       | 7       | 6       | 5       | 9       | 11    |
| Hernando     | 4       | 14      | 17      | 7       | 14      | 12      | 16      | 14      | 6       | 2     |
| Highlands    | 18      | 18      | 16      | 6       | 8       | 16      | 8       | 17      | 18      | 5     |
| Indian River | 7       | 11      | 11      | 16      | 15      | 14      | 15      | 15      | 13      | 1     |
| Martin       | 15      | 16      | 4       | 17      | 11      | 8       | 9       | 9       | 17      | 10    |
| Monroe       | 1       | 4       | 1       | 1       | 3       | 4       | 3       | 1       | 16      | 9     |
| Nassau       | 17      | 3       | 2       | 2       | 4       | 11      | 5       | 3       | 11      | 18    |
| Okaloosa     | 11      | 12      | 12      | 18      | 11      | 6       | 17      | 8       | 8       | 16    |
| Putnam       | 3       | 6       | 6       | 4       | 1       | 5       | 2       | 6       | 4       | 6     |
| Santa Johns  | 13      | 7       | 10      | 14      | 9       | 13      | 12      | 11      | 10      | 12    |
| Santa Rosa   | 6       | 8       | 7       | 13      | 17      | 10      | 14      | 12      | 2       | 13    |
| Sumter       | 9       | 9       | 15      | 10      | 12      | 17      | 10      | 18      | 14      | 14    |
| Walton       | 14      | 10      | 14      | 11      | 13      | 1       | 7       | 10      | 7       | 15    |

Group 3- Population up to 50,000  
26 Counties

|            | 100-199 | 200-299 | 300-399 | 400-499 | 500-599 | 600-699 | 700-799 | 800-899 | 900-999 | 1000+ |
|------------|---------|---------|---------|---------|---------|---------|---------|---------|---------|-------|
| Baker      | 8       | 9       | 4       | 19      | 10      | 24      | 4       | 23      | 7       | 24    |
| Bradford   | 1       | 15      | 5       | 8       | 9       | 18      | 1       | 7       | 1       | 1     |
| Calhoun    | 21      | 4       | 25      | 22      | 16      | 4       | 7       | 25      | 4       | 26    |
| DeSoto     | 6       | 7       | 3       | 3       | 17      | 20      | 11      | 20      | 13      | 10    |
| Dixie      | 25      | 17      | 9       | 16      | 4       | 23      | 10      | 26      | 19      | 11    |
| Franklin   | 19      | 1       | 22      | 23      | 13      | 15      | 3       | 19      | 10      | 19    |
| Gadsden    | 2       | 2       | 8       | 25      | 14      | 5       | 22      | 6       | 11      | 8     |
| Gilchrist  | 22      | 22      | 24      | 9       | 26      | 12      | 24      | 11      | 9       | 17    |
| Glades     | 7       | 13      | 15      | 4       | 6       | 3       | 5       | 15      | 24      | 18    |
| Gulf       | 23      | 11      | 14      | 26      | 4       | 21      | 21      | 18      | 17      | 23    |
| Hamilton   | 14      | 14      | 23      | 10      | 5       | 8       | 8       | 9       | 25      | 20    |
| Hardee     | 5       | 20      | 6       | 1       | 12      | 22      | 20      | 24      | 18      | 9     |
| Hendry     | 17      | 3       | 11      | 17      | 11      | 16      | 2       | 14      | 23      | 15    |
| Holmes     | 20      | 24      | 21      | 21      | 25      | 7       | 25      | 10      | 15      | 13    |
| Jackson    | 11      | 23      | 16      | 12      | 3       | 19      | 14      | 21      | 6       | 4     |
| Jefferson  | 13      | 18      | 18      | 18      |         | 10      | 23      | 5       | 20      | 6     |
| Lafayette  | 26      | 26      | 25      | 24      | 7       | 26      | 16      | 12      | 26      | 22    |
| Levy       | 10      | 19      | 17      | 5       | 10      | 9       | 9       | 13      | 14      | 5     |
| Liberty    | 16      | 6       | 1       | 6       | 23      | 6       | 12      | 2       | 8       | 25    |
| Madison    | 4       | 8       | 13      | 14      | 8       | 1       | 6       | 1       | 3       | 7     |
| Okeechobee | 9       | 12      | 2       | 7       | 1       | 14      | 13      | 4       | 21      | 2     |
| Suwannee   | 15      | 21      | 10      | 15      | 18      | 17      | 19      | 16      | 16      | 16    |
| Taylor     | 12      | 10      | 7       | 13      | 15      | 11      | 17      | 3       | 12      | 3     |
| Union      | 3       | 5       | 19      | 20      | 17      | 25      | 15      | 22      | 2       | 12    |
| Wakulla    | 18      | 16      | 12      | 2       | 19      | 2       | 18      | 17      | 5       | 14    |
| Washington | 24      | 25      | 20      | 11      | 21      | 13      | 26      | 8       | 22      | 21    |

## **Project Selection Process**

The Traffic Safety Section received more than 250 requests for funding totaling nearly \$39.5 million. These *concept papers* could be considered for funding under Sections 402,405,406,410, and 2010. The concept papers were assigned to the appropriate planners for review. Each concept paper was reviewed on the basis of whether it was a continuing program or a new request, if it satisfied a specific traffic safety need, if it supported the goals for the program area, and on past funding history of the agency. (A few concept papers were received for projects that did not qualify for Section 402 funding. These were eliminated prior to the review process.) A standard form was used to complete the review. Each staff member ranked all of the funding proposals in his/her respective program areas. Continuing programs and funding requests from agencies in the communities that are ranked in the top 25% of the *Highway Safety Matrix* for the respective program area were given priority for funding. The planners' funding recommendations were reviewed by the Traffic Safety Administrator and the Chief Safety Officer prior to being included in the *Highway Safety Performance Plan*.

Request for Section 408 Funding forms were used by agencies seeking Section 408 funding. These requests were reviewed by the Traffic Records Coordinating Committee Executive Board, and the Board voted on which projects would be funded.

## **Program Administration**

The Traffic Safety Section presently consists of seven full-time employees – a traffic safety administrator, five full time planners who work on the grant programs, and a financial specialist. All staff members serve as a resource to many different customers. Some of the section's customers include the following:

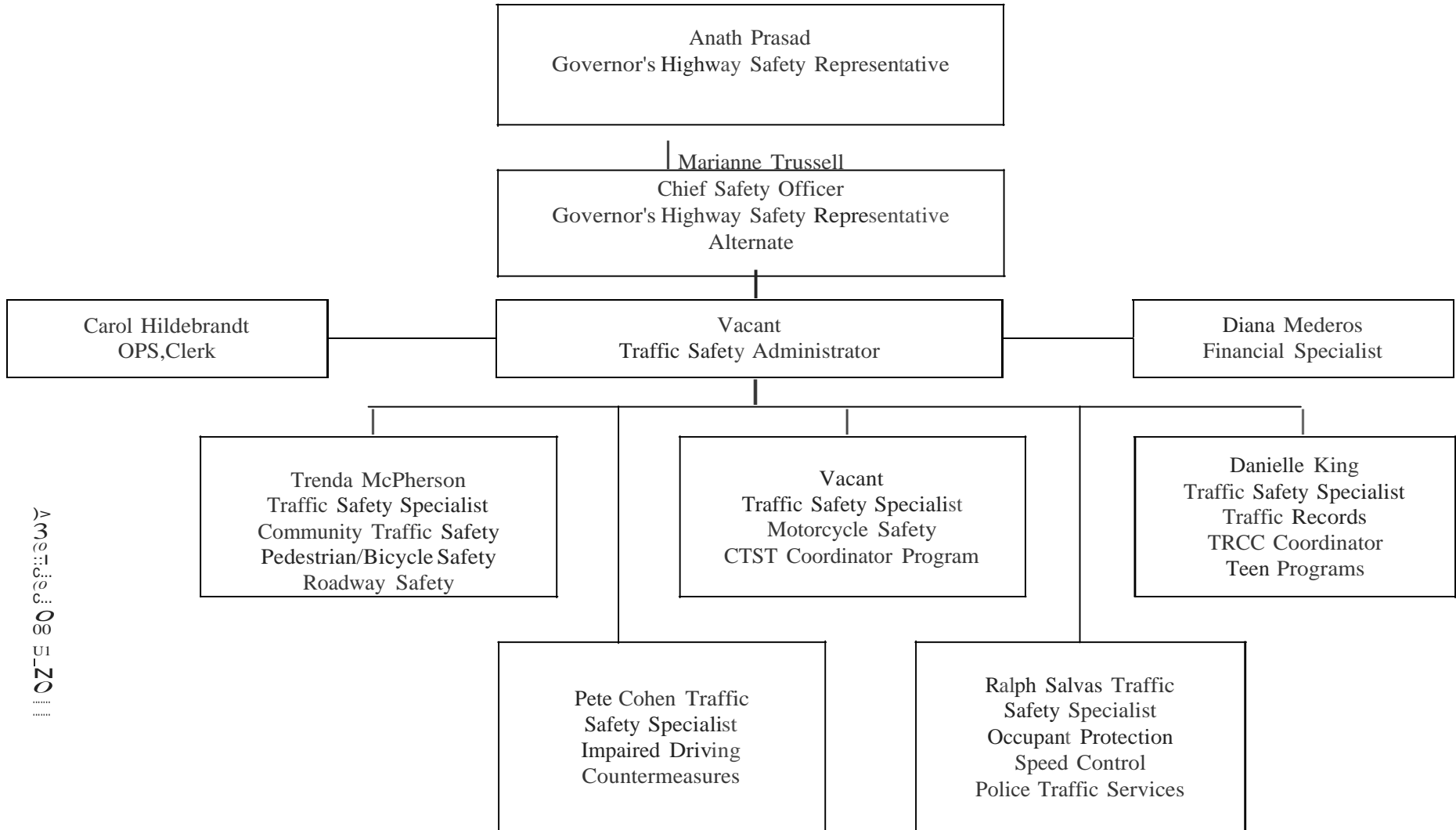
- Florida's 18.8 million residents,
- Law enforcement agencies and state attorney's offices,
- Safety organizations, such as MADD Florida, Florida Bicycle Association, and local chapters of the National Safety Council,
- State agencies, such as the Department of Highway Safety and Motor Vehicles and the Department of Health,
- Hospitals and county public health offices, and
- Universities, colleges, and schools.

The Traffic Safety Section plans and coordinates highway safety programming focused on public outreach and education; enhanced traffic law enforcement; integrating new public health strategies and techniques; awareness of new traffic safety technology; improved collaborations with the corporate community and safety organizations and improved communication and cooperation with state and local governments. FY 2010 programming resources are directed at the following national and state priority areas: Planning and Administration, Paid Media, Occupant Protection, Community Traffic Safety, Alcohol, Police Traffic Services, Pedestrian and Bicycle Safety, Traffic Records, Motorcycle Safety, Speed Control, and Roadway Safety.

The Traffic Safety Section promotes public safety through the administration and distribution of federal highway safety funds for a variety of state and local highway safety programs and initiatives. The office is committed to providing accurate and timely data together with quality customer service. The total number of subgrant awards and total sum of federal funds allocated in these grants for which the section is responsible has never been greater than at the present time.

# Organizational Chart

## Traffic Safety Section within Florida Department of Transportation



Access: 08 E-ZO

## Program Planning Calendar

|                     |  |
|---------------------|--|
| January 1 –March 31 | Concept papers are developed by state, local, and not-for profit governmental agencies for upcoming fiscal year.                           |
| March31             | Concept papers must be postmarked by March 31 to be considered for funding in the upcoming fiscal year.                                    |
| February-May        | Planners identify statewide problems and set goals and objectives.   |
| April-June          | Planners review concept papers and rank them in order of priority.   |
| June-July           | Planners select concept papers that will be funded and prepare their modules for inclusion in the <i>Highway Safety Performance Plan</i> . |
| July – August       | The <i>Highway Safety Performance Plan</i> is reviewed by the Traffic Safety Administrator and the Chief Safety Officer.                   |
| August 31           | The <i>Highway Safety Performance Plan</i> is submitted to the National Highway Traffic Safety Administration by August 31.                |
| September           | Subgrant applications are sent to agencies approved for funding, and letters are sent to agencies that are not selected for funded.        |
| September           | Subgrant applications are processed for award on October 1, if federal funds are available.  |
| October 1           | New Federal fiscal year begins, and new highway safety project activities begin upon award of subgrant.                                    |
| October 31          | Requests for reimbursement, fourth quarter, and final reports for previous fiscal year must be postmarked by October 31.                   |
| November            | Final reimbursement requests are processed for previous year.  |
| December            | The <i>Annual Report</i> is finalized for submission to the National Highway Traffic Safety Administration by December 31.                 |





**PLANNING  
AND  
ADMINISTRATION**



## Planning and Administration Program Area

Goal: To provide an experienced staff to administer the State and Community Highway Safety Grant Program in Florida.

---

### Section 402

Project Number: PA-12-01-01

Project Title: Operation of the Traffic Safety Section

Project Description: The Florida Department of Transportation will be reimbursed 50% for the salary and benefits costs of up to seven full time employees. The staff includes a Traffic Safety Administrator, five Highway Safety Planners, and a Financial Specialist. The Traffic Safety Section staff is responsible for overseeing the development of the *Highway Safety Performance Plan* and for administering the highway safety subgrant funds that Florida receives. The goal of the project is to develop and implement an effective Highway Safety Performance Plan.

Budget: \$270,000

---

Project Number: PA-12-01-02

Project Title: Traffic Safety Staff Support

Project Description: The Tallahassee Community College will hire an OPS Staff Assistant to assist with the processing of subgrant paperwork. Section 402 funds will provide 15 hours per week for the individual to assist the highway safety planners, while the Department of Transportation will hire the same individual to assist the financial manger approximately 15 hours per week with state OPS funds. The person will work a total of 30 hours per week. The goal of the project is to provide administrative support to both the financial manager and the planning staff through the use of state and federal funds so that they will have more time to manage the program modules for which they are responsible.

Budget: \$10,920

---

### Planning and Administration Budget Summary

| Project Number | Project Title/Agency                          | Budget    | Match     | Budget Source |
|----------------|---|-----------|-----------|---------------|
| PA-12-01-01    | Operation of the Traffic Safety Section- FOOT | \$270,000 | \$270,000 | 402           |
| PA-12-01-02    | Traffic Safety Staff Support - TCC            | \$10,920  | \$10,920  | 402           |
| 402 Total      |   | \$280,920 | \$280,920 |               |
| Total          |   | \$280,920 | \$280,920 |               |



# Paid Media



## Paid Media Program Area

- Goals:**
1. To decrease traffic fatalities 2.6% from the 2010 calendar base year by December 31,2012 through a series of campaigns designed to increase public awareness of Florida's traffic safety problems.
  2. To decrease impaired driving fatalities 2.9% from the 2010 calendar base year by December 31, 2012 through a series of campaigns designed to increase public awareness of Florida's traffic safety problems.
  3. To increase statewide observed seat belt use of front seat outboard occupants in passenger vehicles 1 percentage point from the 2011 calendar base year usage rate of 88.1% to 89.1% by December 31, 2012 through a series of campaigns designed to increase public awareness.
  4. To decrease impaired motorcycle crashes and fatalities by 2.6% from the 2010 calendar base year by December 31, 2012.

---

### Section 402

**Project Number:** PM-12-07-01

**Project Title:** Share the Road PSA Campaign

**Project Description:** Funding will be provided to the University of South Florida Center for Urban Transportation Research to distribute television and billboard advertisements that promote the "Look Twice...Save a Life" campaign to all motorists in Florida. This campaign is part of the comprehensive motorcycle safety initiative established in the Motorcycle Strategic Safety Plan and in accordance with the recommendations set forth by the Motorcycle Assessment Team in February 2008 to aggressively market the "Look Twice, Save a Life" project. The goal of this project is to distribute share the road messages to all motorists in an effort to reduce the number of motorist vs motorcyclists crashes on Florida's roadways.

**Budget:** \$400,000

---

**Project Number:** PM-12-07-02

**Project Title:** Major College Sports Marketing Program

**Project Description:** Funding will be awarded to Tallahassee Community College to coordinate a traffic safety paid media campaign during sports events at the University of Florida, Florida State University, the University of Miami, the University of Central Florida, and the University of South Florida. Funds will be used to purchase spots on radiooffV network, advertisement in sports game-day programs, sign placement in sports venues, and development costs. By the end of fiscal year 2010, 60 percent of 18 to 35-year-old males will confirm their awareness of one or more of the ads displayed in the sports venue, and 50 percent will correctly recall the main message(s). Decrease the proportion of the target demographic who report driving after drinking from 60 percent in 2009 to 30 percent in 2011 and increase the number who report an increase in safety belt use from 79% in 2009 to 85% in 2011.

**Budget:** \$420,000

---

## Paid Media Program Area

### Section 405

**Project Number:** K2PM-12-20-01

**Project Title:** *Click It or Ticket* Paid Media Campaign

**Project Description:** Funding will be provided to Tallahassee Community College to plan, coordinate, and implement a paid media program for the Memorial Day holiday Click It or Ticket enforcement wave. Funds will be used to develop campaign spots and a media plan and to purchase airtime. Pre- and post-wave safety belt surveys will determine the effectiveness of this project. The goal for this project is to increase front seat safety belt usage to 89% by September 30, 2012.

**Budget:** \$1,426,435

---

### Section 410

**Project Number:** KSPM-12-16-01

**Project Title:** Impaired Motorcyclist Safety Campaign

**Project Description:** Funding will be provided to the University of South Florida Center for Urban Transportation Research to distribute television and billboard advertisements that promote the "None for the Road" campaign to motorcyclists in Florida. This campaign is part of the comprehensive motorcycle safety initiative established in the Motorcycle Strategic Safety Plan. The goal of this project is to distribute "None for the Road" public service announcements to motorcyclists in an effort to reduce the number of impaired rider crashes on Florida's roadways.

**Budget:** \$400,000

---

**Project Number:** KSPM-12-16-02

**Project Title:** Professional Sports Marketing

**Project Description:** Funding will be awarded to Tallahassee Community College to coordinate a paid media campaign with major league professional sports teams and venues to promote sober driving to their fans. All messaging will contain the current NHTSA branding. Major league sports teams abound in Florida. This project will fund media advertisements with the following teams: Florida Panthers (NHL), Florida Marlins (MLB), Miami Heat (NBA), Orlando Magic (NBA), Tampa Bay Rays (MLB), Tampa Bay Lightning (NHL), Homestead Speedway (NASCAR), and Daytona Speedway. The project will focus on impaired driving messages. The teams will utilize their venue and celebrity team members to educate fans on the dangers of drinking and driving. Messages will be promoted through the use of posters, signage, in-game announcements, alcohol-free nights, special promotional functions, audio and video PSAs, and more.

**Budget:** \$1,950,000

---



## Paid Media Program Area

Project Number: KSPM-12-16-03

Project Title: Major Sports Marketing

**Project Description:** Funding will be awarded to Tallahassee Community College to coordinate a traffic safety paid media campaign during sports events at the University of Florida, Florida State University, the University of Miami, the University of Central Florida, and the University of South Florida. Funds will be used to purchase spots on radiooffV network, advertisement in sports game-day programs, sign placement in sports venues, and development costs.

Budget: \$532,000

---

**Project Number:** KSPM-12-16-04

**Project Title:** hnpaired Driving Campaign

**Project Description:** Funding will be provided to Tallahassee Community College to purchase airtime from a nationwide broadcasting organization that specializes in sports broadcasting. The airtime will be utilized to air messages that target sports fans and encourage sober and responsible driving. Viewer data will be collected and analyzed.

**Budget:** \$216,000

---

**Project Number:** KSPM-12-16-05

**Project Title:** DUI Statewide Media Campaign- hnpaired Driving Labor Day 2012

**Project Description:** Funding will be awarded to the Tallahassee Community College for the development of a comprehensive media campaign to support statewide impaired driving enforcement efforts during the Labor Day holiday crackdown. Funds will be used to develop campaign collateral materials, public service announcements, and to pay for media placement and other direct project costs as well as an analysis component.

**Budget:** \$700,000

---

## Paid Media Program Area

| <b>Paid Media Budget Summary</b> |   |                    |            |               |
|----------------------------------|---|--------------------|------------|---------------|
| Project Number                   | Project Title/Agency  | Budget             | Match      | Budget Source |
| PM-12-07-01                      | Share the Road PSA Campaign – University of South Florida (CUTR)            | \$400,000          | \$0        | 402           |
| PM-12-07-02                      | Major College Sports Marketing – Tallahassee Community College)             | \$420,000          | \$0        | 402           |
|                                  |   |                    |            |               |
| K2PM-12-20-01                    | <i>Click It or Ticket</i> Paid Media Campaign-Tallahassee Community College | \$1,426,435        | \$0        | 405           |
|                                  |   |                    |            |               |
| K8PM-12-16-01                    | Impaired Motorcyclist Safety Campaign – University of South Florida         | \$400,000          | \$0        | 410           |
| K8PM-12-16-02                    | Professional Sports Marketing –Tallahassee Community College                | \$1,950,000        | \$0        | 410           |
| K8PM-12-16-03                    | Major College Sports Marketing  | \$532,000          | \$0        | 410           |
| K8PM-12-16-04                    | Impaired Driving Sports Campaign –Tallahassee Community College             | \$216,000          | \$0        | 410           |
| K8PM-12-16-05                    | DUI Statewide Media Campaign - Impaired Driving Labor Day 2012              | \$700,000          | \$0        | 410           |
|                                  | 402 Total   | \$820,000          | \$0        | 402           |
|                                  | 405 Total   | \$1,426,435        | \$0        | 405           |
|                                  | 410 Total   | \$3,798,000        | \$0        | 410           |
|                                  | <b>Total</b>  | <b>\$6,044,435</b> | <b>\$0</b> |               |

# OCCUPANT PROTECTION



## Occupant Protection Program Area

- Goals:**
1. To decrease traffic fatalities 2.6% from the 2010 Florida Traffic Crash Statistics by September 30, 2012.
  2. To increase Florida's safety belt use rate to 90% by September 30, 2012.
  3. To decrease the number of unrestrained children 5 years and under by 5% from the 2010 Florida Traffic Crash Statistics by September 30, 2012.
- 

### Section 402

**Project Number:** OP-12-02-01

**Project Title:** Florida Occupant Protection Resource Center

**Project Description:** The University of Florida's Transportation Technology Transfer Center will develop and implement the Florida Occupant Protection Resource Center. The resource center is a one-stop shop for educational materials, promotional items, child safety seats, training opportunities and links to other occupant protection websites. Funding will be used for personnel services, contractual services, freight/postage, printing, promotional items, educational materials, child safety seats, videos, a lending library, quarterly newsletters, public awareness materials, office supplies, dedicated server for resource center, and travel. The goal this project is to distribute pedestrian and bicycle safety information to people around the state.

**Budget:** \$774,155

---

**Project Number:** OP-12-02-02

**Project Title:** Florida *Click It or Ticket* Challenge Program

**Project Description:** The Tallahassee Community College will receive funding to continue a statewide incentive program to encourage Florida law enforcement officers to raise awareness through high-visibility enforcement of the primary safety belt law. The Law Enforcement Liaison (LEL) Program will utilize the Florida Click It or Ticket enforcement waves in November 2011, March 2012, and May 2012, and the annual Florida Law Enforcement Challenge to increase safety belt awareness, compliance, and law enforcement participation in these and other traffic safety-related events. Funding will be used for promotional items, Challenge Awards, and a wrapped/equipped enforcement vehicle. The purpose of these efforts are set in TCC's goals of increasing safety belt usage statewide from 88.1% to 90% by September 30, 2012, reduce traffic fatalities statewide by 5% (from 2010), and by increasing participation in the Challenge program by 5% from the previous year.

**Budget:** \$564,840

---

## Occupant Protection Program Area

**Project Number:** OP-12-02-03

**Project Title:** Statewide Safety Belt Survey

**Project Description:** Tallahassee Community College will hire a consultant to conduct a statewide safety belt survey. Funding will be used for contractual services. The goal for this project is to determine the current safety belt usage rate in Florida by September 30, 2012.

**Budget:** \$216,000

---

**Project Number:** OP-12-02-04

**Project Title:** Florida Minority Task Force on Traffic Safety – Increase Safety Belt Usage Campaign

**Project Description:** The University of South Florida's Center for Urban Transportation Research will continue to develop materials and programs directed to encourage the use of safety belts among diverse populations. Identify different venues in which to reach out to these diverse populations. Funds will be used for salaries, educational materials, promotional materials, travel, postage, and printing. The goal for this project is to increase safety belt use with minorities by 5% from 2011 survey results by September 30, 2012.

**Budget:** \$129,184

---

**Project Number:** OP-12-02-05

**Project Title:** Florida Special Needs Occupant Protection Program

**Project Description:** The Florida Department of Health's Office of Injury Prevention will continue to expand this existing program by providing child passenger safety services to special needs children throughout the state. Funding includes the roll-out of Florida's special needs curriculum, educational and promotional items, special needs child safety seats, laptop computers, and digital cameras for documentation and processing. The goals for this project are to reduce the number of unrestrained child fatalities by 5% compared to 2010 by September 30, 2012.

**Budget:** \$110,492

---

## Occupant Protection Program Area

**Project Number:** OP-12-02-06

**Project Title:** Florida Click It Or Ticket Public Attitude/Opinion Surveys

**Project Description:** Tallahassee Community College's Florida Public Safety Institute will continue to conduct pre and post Click It or Ticket attitude/opinion surveys. These surveys will be conducted via random digit dial telephone interviews during April and September 2012. Funds will be used for contractual services. The goal for this project is to ascertain the Florida citizen's opinion about the States Click It Or Ticket Campaign by September 30, 2012.

**Budget:** \$108,000

---

**Project Number:** OP-12-02-07

**Project Title:** Florida S.A.F.E. (Stay Alive For Education) Program

**Project Description:** Florida S.A.F.E., Inc. will continue the Stay Alive for Education program to offer young adults information that will allow them to make rational decisions concerning their safety and well being. Florida S.A.F.E. staff will reach at least 15,000 through 60 presentations to high schools, colleges, and business personnel. Funding is provided for salary for project coordinator, instructor fees, educational materials, web maintenance and portable sound system. The goal for this project is to increase post-test survey results by an average of 10% over the pre-test scores of all Florida S.A.F.E. training participants by September 30, 2012.

**Budget:** \$44,000

---

**Project Number:** OP-12-02-08

**Project Title:** Santa Rosa County Occupant Protection Safety Initiative

**Project Description:** The Northwest Florida Comprehensive Services for Children Inc. DBA, Families Count will plan and implement a comprehensive approach including education, and enforcement. The following eight (8) agencies are partnering to provide the OP education and enforcement in Santa Rosa County: Families Count; Santa Rosa County Health Dept; Santa Rosa County Extension Service; Santa Rosa Sheriffs Office; Milton Police Dept; Gulf Breeze Police Dept; Bagdad Fire & Rescue; and Pace Fire & Rescue. A mobile fitting station will be used to serve the entire Santa Rosa County. Funding is provided for 80% FTE, overtime salary for law enforcement, travel to OP updates/conferences, CPS instructors to teach CPS class, and certification fees for CPS training. The goal for this project is to increase child seat use by 5% and to increase teen safety belt use by 3% by September 30, 2012.

**Budget:** \$60,995

---

## Occupant Protection Program Area

**Project Number:** OP-12-02-09

**Project Title:** Florida's Occupant Protection Program Led by All Children's Hospital

**Project Description:** All Children's Hospital will continue an occupant protection (OP) program for Polk, Manatee, Pasco, Pinellas, and Sarasota counties. This program will be two-fold. The first is to include efforts to increase teen safety belt use, and raise awareness of the dangers of texting and driving and distracted driving behaviors. The second is to address child passenger issues. Funding is provided for personnel services, contractual services inspection station supplies, and in-state travel to occupant protection updates/conferences. The goal for this project is to increase child seat use by 5% and to increase teen safety belt use by 5% by September 30, 2012.

**Budget:** \$68,844

---

**Project Number:** OP-12-02-10

**Project Title:** Monroe County Child Passenger Safety Program

**Project Description:** The Florida Keys Healthy Start Coalition will continue a bi-lingual child passenger safety program for Monroe County. Healthy Start has the capacity to implement a large-scale car seat promotion program and the collaborative ability to provide training to a diverse group of professionals on car seat safety. Funding is provided for 50% FTE, fitting station supplies, travel, postage, and advertising. The goal for this project is to increase child seat use by 5% by September 30, 2012.

**Budget:** \$28,224

---

**Project Number:** OP-12-02-11

**Project Title:** Ocala Police Department 's Occupant Protection Program

**Project Description:** The Ocala Police Department will implement an occupant protection program focused on occupant protection for youth 7 years of age; teen safety belt use; and safety belt use among drivers 65+. Funds will be used for O/T for officers, contractual services, CPS signage, educational materials for teen campaign, and promotional materials for the teen/senior safety belt campaigns. The goal for this project is to increase teen safety belt usage by 10%, decrease occupant protection crashes, injuries and fatalities by 5% in the City of Ocala, compared to 2010 data.

**Budget:** \$14,820

---



## Occupant Protection Program Area

| <b>Occupant Protection Budget Summary</b> |   |                    |            |               |
|---|---|--------------------|------------|---------------|
| Project Number                            | Project Title/Agency  | Budget             | Match      | Budget Source |
| OP-12-02-01                               | Florida Occupant Protection Resource Center/ University of Florida  | \$774,155          | \$0        | 402           |
| OP-12-02-02                               | Florida <i>Click It or Ticket</i> Challenge Program/ Tallahassee Community College                                    | \$564,840          | \$0        | 402           |
| OP-12-02-03                               | Statewide Safety Belt Survey/Tallahassee Community College  | \$216,000          | \$0        | 402           |
| OP-12-02-04                               | FL Minority Task Force on Occupant Protection—Increase Safety Belt Usage Campaign/ University of South Florida (CUTR) | \$129,184          | \$0        | 402           |
| OP-12-02-05                               | Florida Special Needs Occupant Protection Program/Florida Dept. of Health   | \$110,492          | \$0        | 402           |
| OP-12-02-06                               | Florida Click It Or Ticket Public Attitude/Opinion Surveys/ Tallahassee Community College                             | \$108,000          | \$0        | 402           |
| OP-12-02-07                               | Florida S.A.F.E. (Stay Alive For Education) Program/Florida S.A.F.E., Inc.  | \$44,000           | \$0        | 402           |
| OP-12-02-08                               | Santa Rosa County Occupant Protection Safety Initiative/ Families County  | \$60,995           | \$0        | 402           |
| OP-12-02-09                               | Occupant Protection Program led by All Children's Hospital /All Children's Hospital                                   | \$68,844           | \$0        | 402           |
| OP-12-02-10                               | Monroe County Child Passenger Safety Program/ Florida Keys Healthy Start Coalition                                    | \$28,224           | \$0        | 402           |
| OP-12-02-11                               | Ocala Police Department's Occupant Protection Program/Ocala PD  | \$14,820           | \$0        | 402           |
| <b>402 Total</b>                          |   | <b>\$2,119,554</b> | <b>\$0</b> |               |
| <b>Total</b>                              |   | <b>\$2,119,554</b> | <b>\$0</b> |               |



# COMMUNITY TRAFFIC SAFETY



## Community Traffic Safety Program Area

- Goals:**
1. To decrease traffic fatalities 2.6% from the 2010 calendar base year by December 31, 2012 through a series of campaigns designed to increase public awareness of Florida's traffic safety problems and by supporting the ongoing public information and education programs of Florida's Community Traffic Safety Teams.
  2. To decrease the number of teen drivers and passengers involved in fatal crashes by 3% from the 2010 calendar base year by December 21, 2012 through educational programs that support seat belt usage and addresses speed, distracted driving, aggressive driving, and impaired driving that target this demographic.
- 

### Section 402

**Project Number:** CP-12-04-01

**Project Title:** Public Information and Education Program – District One

**Project Description:** FDOT District One will provide its local Community Traffic Safety Teams with educational materials and promotional items. It will work with the teams to replicate and implement a *No Texting and Driving Campaign*. The goal of the project is to provide public awareness materials to each team in the district for distribution at community events.

**Budget:** \$50,000

---

**Project Number:** CP-12-04-02

**Project Title:** Public Information and Education Program – District Two

**Project Description:** FDOT District Two will provide its local Community Traffic Safety Teams with educational materials and promotional items. It will work with the teams to replicate and implement a *No Texting and Driving Campaign*. The goal of the project is to provide public awareness materials to each team in the district for distribution at community events.

**Budget:** \$50,000

---

**Project Number:** CP-12-04-03

**Project Title:** Public Information and Education Program – District Three

**Project Description:** FDOT District Three will provide its local Community Traffic Safety Teams with educational materials and promotional items. It will work with the teams to replicate and implement a *No Texting and Driving Campaign*. The goal of the project is to provide public awareness materials to each team in the district for distribution at community events.

**Budget:** \$50,000

---

## Community Traffic Safety Program Area

Project Number: CP-12-04-04

Project Title: Public Information and Education Program – District Four

**Project Description:** FDOT District Four will provide its local Community Traffic Safety Teams with educational materials and promotional items. It will work with the teams to replicate and implement a *No Texting and Driving Campaign*. The goal of the project is to provide public awareness materials to each team in the district for distribution at community events.

Budget: \$50,000

---

Project Number: CP-12-04-05

Project Title: Public Information and Education Program-District Five

**Project Description:** FDOT District Five will provide its local Community Traffic Safety Teams with educational materials and promotional items. It will work with the teams to replicate and implement a *No Texting and Driving Campaign*. The goal of the project is to provide public awareness materials to each team in the district for distribution at community events.

Budget: \$50,000

---

Project Number: CP-12-04-06

Project Title: Public Information and Education Program – District Six

**Project Description:** FDOT District Six will provide its local Community Traffic Safety Teams with educational materials and promotional items. It will work with the teams to replicate and implement a *No Texting and Driving Campaign*. The goal of the project is to provide public awareness materials to each team in the district for distribution at community events.

Budget: \$50,000

---

## Community Traffic Safety Program Area

Project Number: CP-12-04-07

Project Title: Public Information and Education Program – District Seven

**Project Description:** FDOT District Seven will provide its local Community Traffic Safety Teams with educational materials and promotional items. It will work with the teams to replicate and implement a *No Texting and Driving Campaign*. The goal of the project is to provide public awareness materials to each team in the district for distribution at community events.

Budget: \$50,000

---

Project Number: CP-12-04-08

Project Title: Highway Safety Travel and Training Support

**Project Description:** The Florida Department of Transportation will reimburse travel expenses for highway safety office staff to conduct on-site monitoring of funded programs, to attend professional development programs or workshops, to attend training, and to attend meetings where highway safety issues are being discussed. Prior approval is required for all travel. The goals of this project are to provide for adequate project monitoring, to provide training opportunities, and to insure attendance at meetings, conferences, and workshops by traffic safety staff professionals

Budget: \$75,000

---

Project Number: CP-12-04-09

Project Title: Community Traffic Safety Program Support

**Project Description:** The University of South Florida Center for Urban Transportation Research will receive funding to purchase public information and educational materials in support of Roadway Safety, Motorcycle Safety, and Community Traffic Safety programs, including "None for the Road" and "Share the Road." This project will include updating Florida's Law Enforcement Guide *in accordance with the recommendations set forth by the Motorcycle Assessment Team in February 2008 to use FDOT law enforcement liaison services and FHP public affairs officers to encourage law enforcement to use the "Detection of DWI Motorcyclists" cues to identify, stop, and prosecute impaired motorcycle riders.* This project will also assist with the promotion of the 2012 National Lifesavers Conference. The goal of the project is to provide support to 402 staff and materials to local law enforcement agencies, safety organizations, and community traffic safety teams to utilize in their locally developed traffic safety campaigns.

Budget: \$300,000

---

## Community Traffic Safety Program Area

**Project Number:** CP-12-04-10

**Project Title:** Statewide Teen Drive with CARE Program

**Project Description:** The Florida Department of Highway Safety and Motor Vehicles will continue the statewide *Drive With CARE Program* during this fiscal year. This multicultural, interactive teen outreach program is designed to explain driving laws and restrictions and addresses the importance of developing good driving skills and behaviors. Nationwide, automobile crashes are the leading cause of teen deaths. The goal of this project is to decrease the number of teen drivers and passengers involved in fatal crashes by 3% through educational programs that support seat belt usage and addresses speed, distracted driving, aggressive driving, and impaired driving.

**Budget:** \$96,177

**Project Number:** CP-12-04-11

**Project Title:** Collier County Sheriff's Teen Safe Driver Program

**Project Description:** Collier County Sheriff's office will implement a local program that builds upon the initial training provided by the Florida Sheriffs Association's Teen Driver Challenge. This program takes it a step further with the addition of the SIDNE (Simulated Driving Experience) battery powered vehicle which simulates distraction and impairment. The goal of this project is to reduce the number of teens involved in crashes in Collier County by 5% by December 31, 2012.

**Budget:** \$15,000

### Community Traffic Safety Budget Summary

| Project Number | Project Title/Agency  | Budget           | Match | Budget Source |
|----------------|---|------------------|-------|---------------|
| CP-12-04-01    | Public Information and Education Program/District One/FOOT                | \$50,000         | \$0   | 402           |
| CP-12-04-02    | Public Information and Education Program/District Two/FOOT                | \$50,000         | \$0   | 402           |
| CP-12-04-03    | Public Information and Education Program/District Three/FOOT              | \$50,000         | \$0   | 402           |
| CP-12-04-04    | Public Information and Education Program/District Four/FOOT               | \$50,000         | \$0   | 402           |
| CP-12-04-05    | Public Information and Education Program/District Five/FOOT               | \$50,000         | \$0   | 402           |
| CP-12-04-06    | Public Information and Education Program/District Six/FOOT                | \$50,000         | \$0   | 402           |
| CP-12-04-07    | Public Information and Education Program/District Seven/FOOT              | \$50,000         | \$0   | 402           |
| CP-12-04-08    | Highway Safety Travel and Training Support/FOOT                           | \$75,000         | \$0   | 402           |
| CP-12-04-09    | Community Traffic Safety Program Support/University of South Florida CUTR | \$300,000        | \$0   | 402           |
| CP-12-04-10    | State Statewide Teen Drive With CARE Program/DHSMV                        | \$96,177         | \$0   | 402           |
| CP-12-04-11    | Collier County Sheriff's Teen Safe Driver Program/Collier County SO       | \$15,000         | \$0   | 402           |
| 402 Total      |   | 836,177          |       |               |
| <b>Total</b>   |   | <b>\$836,177</b> |       |               |



ALCOHOL



## Alcohol Program Area

- Goals:**
1. To decrease alcohol impaired driving fatalities 2.5% by December 31, 2012.
  2. To conduct at least 300 DUI checkpoints between October 1, 2011 and September 30, 2012.
  3. To provide specialized training to at least 1,440 law enforcement officers and prosecutors by September 30, 2012.
- 

### Section 402

**Project Number:** AL-12-05-01

**Project Title:** Florida Impaired Driving Coalition

**Project Description:** The Florida Public Safety Institute will bring together technical groups and subject matter experts representing various disciplines to provide recommendations and give testimony on critical issues in the impaired driving enforcement community. The issues that will be addressed are legislation, judicial rulings, new technologies, and enforcement options. Funding will also be provided for consultants to participate in various committees and/or to provide expert testimony at trials. The goal of this program is to develop a strategic plan, find solutions to impaired driving issues and implement action steps.

**Budget:** \$213,303

---

**Project Number:** AL-12-05-02

**Project Title:** DUI Training Classes

**Project Description:** The Florida Public Safety Institute will provide specialized training for law enforcement officers, prosecutors, civilian employees of law enforcement agencies, state employees, and investigators with government agencies. Classes will include DUI Case Preparation, In-Car Video, SFST and SFST Instructor, Sobriety Checkpoint Operations, and Administrative Hearing Preparation. Tuition will be free for Florida law enforcement officers, prosecutors, approved civilian employees of law enforcement agencies, state employees, DUI professionals, and investigators with Florida government agencies. The goal of this program is to provide training to 1,000 traffic safety professionals.

**Budget:** \$562,525

---

## Alcohol Program Area

**Project Number:** AL-12-05-03

**Project Title:** Drug Evaluation and Classification Program

**Project Description:** The University of North Florida (IPTM) will continue to provide for statewide coordination for the Drug Evaluation and Classification Program. Drug Recognition Expert (DRE), Drugs that Impair Driving, Drug Impaired Training for Educational Professionals, and Medical Foundations of HGN classes will be taught. The Institute will oversee the certification and re-certification process for Florida DREs. The goal of this program is to increase the number of DREs in Florida by 40 officers and to train an additional 20 officers as DRE instructors.

**Budget:** \$245,000

---

**Project Number:** AL-12-05-04

**Project Title:** Florida DUI Challenge

**Project Description:** Tallahassee Community College via the Law Enforcement Liaison program will coordinate the day-to-day activities of the Florida DUI Challenge. The program has three primary components: **1)** enforcement; **2)** public awareness; **3)** evaluation. Funds will be used to purchase one vehicle, variable message boards, arrow boards, light towers, Intoxilyzer 8000s w/printers, digital in-car video units, promotional items, and other equipment related to enforcement of DUI laws. The goal of this program is to have law enforcement agencies covering 85% of the state's population conduct and report high visibility DUI enforcement operations.

**Budget:** \$1,264,209

---

### **Section 410**

**Project Number:** K8-12-06-01

**Project Title:** Spanish Language Training for DUI Enforcement Officers

**Project Description:** The Florida Public Safety Institute at Tallahassee Community College will contract with a vendor to provide curriculum and instructors for Spanish language training to DUI enforcement officers statewide. This training will focus on the specific needs of DUI enforcement

**Budget:** \$250,000

---

## Alcohol Program Area

**Project Number:** K8-12-06-02

**Project Title:** DUI Checkpoint and Wolfpack Patrol Program

**Project Description:** Funds will pay for overtime for specialized DUI enforcement officers within the Florida Highway Patrol to conduct checkpoints and saturation patrols across Florida. This goal of this program is to reduce traffic-related deaths, injuries, and property damage resulting from crashes involving impaired drivers statewide through the use of checkpoints and saturation patrols by 2% as compared to the 5 year average within the localities the FHP has jurisdiction. The Florida Highway Patrol will participate in the Labor Day Wave.

**Budget:** \$150,000

---

**Project Number:** K8-12-06-03

**Project Title:** Volusia County DUI Court Program

**Project Description:** The Seventh Judicial Circuit of Florida/Volusia County will implement a DUI Court with a DUI team consisting of a judge, a prosecutor, a defense attorney, a probation officer, law enforcement agencies, and alcohol and drug treatment professionals. The goals of this program are to graduate 75% of those who elect to participate in the program, reduce recidivism of the offenders by 40%, and within three years of inception, reduce alcohol-related fatalities by 5%.

**Budget:** \$66,192

---

**Project Number:** K8-12-06-04

**Project Title:** Sarasota County DUI Court Program

**Project Description:** In its final year of funding, the Twelfth Judicial Circuit of Florida/Sarasota County will continue a DUI Court with a DUI team consisting of a judge, a prosecutor, a defense attorney, a probation officer, law enforcement agencies, and alcohol and drug treatment professionals. The goals of this program are to graduate 70% of those who elect to participate in the program, reduce recidivism of the offenders by 40%, and within three years of inception, reduce alcohol-related fatalities by 5%.

**Budget:** \$59,862

---

## Alcohol Program Area

**Project Number:** K8-12-06-05

**Project Title:** Manatee County DUI Court Program

**Project Description:** In its third year of funding, the Twelfth Judicial Circuit of Florida/Manatee County will continue a DUI Court with a DUI team consisting of a judge, a prosecutor, a defense attorney, a probation officer, law enforcement agencies, and alcohol and drug treatment professionals. The goals of this program are to graduate 75% of those who elect to participate in the program, reduce recidivism of the participating offenders by 40%, and within three years of inception, reduce alcohol-related fatalities by 5%.

**Budget:** \$178,676

---

**Project Number:** K8-12-06-06

**Project Title:** Traffic Safety Resource Prosecutor Program

**Project Description:** The Tallahassee Community College will provide training and technical support to prosecutors and training to law enforcement officers via the Traffic Safety Resource Prosecutor Program (TSRP). Two traffic safety resource prosecutors will be required. The TSRP program will train beginning entry level prosecutors in DUI case law and trial tactics and train more advanced DUI prosecutors and felony prosecutors in the legal, scientific, and tactical aspects of DUI prosecution. Speakers for the training sessions will primarily come from Florida organizations and will include assistant state attorneys, alcohol testing program personnel from the Florida Department of Law Enforcement, toxicologists, law enforcement officers, and traffic crash reconstructionists. Resources will be used to fund salaries/benefits, travel, printing, and other direct program costs. The goal is to train an additional 5% of the state's prosecutors in the above areas and raise the statewide conviction rate by 3% as compared to 2010.

**Budget:** \$607,972

---

**Project Number:** K8-12-06-07

**Project Title:** DUI Suppression Program

**Project Description:** The Ocala Police Department will receive funding for overtime compensation for agency personnel that participate in DUI checkpoints and saturation patrols and for the purchase of an Intoxilyzer 8000. The agency will conduct saturation patrols and checkpoints during historically high DUI fatality periods and they will participate in the Labor Day Wave. The goal of this program is to reduce alcohol related crashes by 10% and increase the number of DUI apprehensions by 20% compared to the previous year.

**Budget:** \$44,152

---

## Alcohol Program Area

**Project Number:** K8-12-06-08

**Project Title:** DUI Enforcement

**Project Description:** The Tallahassee Police Department will receive funding for overtime in order to continue its successful enforcement program. The goal of this program is to reduce the number of alcohol related crashes, injuries, and fatalities by 10% and increase the number of impaired driving arrests by 5%. They will participate in the Labor Day Wave.

**Budget:** \$128,167

---

**Project Number:** K8-12-06-09

**Project Title:** Lee County Impaired Driving Program

**Budget:** \$32,234

---

**Project Number:** K8-12-06-10

**Project Title:** Putnam County DUI Task Force

**Project Description:** The Putnam County Sheriffs Office will receive funding for overtime to conduct checkpoints and saturation patrols as well as the purchase of one (1) light tower. The agency will conduct DUI operations during the Labor Day Wave. The goal of this project is to increase DUI apprehensions by 20% and reduce alcohol related crashes by 10% over the same time frame in the previous year.

**Budget:** \$20,915

---

## Alcohol Program Area

**Project Number:** K8-12-06-11

**Project Title:** Impaired Driving Reduction Program

**Project Description:** The Palm Springs Police Department will receive overtime funding for officers to conduct DUI Enforcement operations within the City of Palm Springs. The goals for this program are to increase DUI arrests by 10%, and reduce the number of alcohol related crashes by 5% as compared to the same time frame last year. The agency will conduct DUI operations during the Labor Day enforcement campaign.

**Budget:** \$75,000

---

**Project Number:** K8-12-06-12

**Project Title:** DUI Enforcement

**Project Description:** The Bradford County Sheriff's Office will receive overtime funding for SFST trained officers to conduct DUI Enforcement operations. The goals for this program are to increase DUI arrests by 10%, and reduce the number of alcohol related crashes by 5% as compared to the same time frame last year. The agency will conduct DUI operations during the Labor Day enforcement campaign.

**Budget:** \$60,000

---

**Project Number:** K8-12-06-13

**Project Title:** Delray Beach Police Department DUI Enforcement Program

**Project Description:** The Delray Beach Police Department will receive funding for 50% of a dedicated position for DUI enforcement and countermeasures. The agency will require all new officers in training to observe the DUI officer for at a minimum of two shifts. The agency will conduct DUI operations during the Labor Day enforcement campaign and other times throughout the year. The goals of this project are to educate all officers of the department on DUI enforcement and to reduce the number of alcohol related injury and fatal crashes by 5%.

**Budget:** \$22,352

---



## Alcohol Program Area

**Project Number:** K8-12-06-14

**Project Title:** Specialized Enforcement Operations Targeting Alcohol and Impaired Driving

**Project Description:** The Miami-Dade County Police Department will receive funding in order to implement high visibility enforcement efforts. The program will be implemented through two primary components: 1) 32 targeted geographic-specific specialized enforcement operations; and 2) 24 large-scale enforcement operations including use of DUI Checkpoints and involving larger geographic areas. The goals of this program are to reduce traffic crashes from impaired driving by 5%, traffic fatalities from impaired driving by 5%, injuries in traffic crashes from impaired driving by 5%, and increase arrests of impaired drivers 10%.

**Budget:** \$488,088

---

**Project Number:** K8-12-06-15

**Project Title:** Florida Student Traffic Safety Program

**Project Description:** The Tallahassee Community College will continue to provide coordination for the alcohol prevention activities of the Students Against Destructive Decisions program. Subgrant funds will support the salary of the program coordinator, the development of web-based and traditional educational programming, the purchase and distribution of promotional and awareness items, and training for student leaders. The goal of this project is to provide training to and education materials for 200 SADD affiliates, resulting in a 5% decrease of alcohol related crashes for the targeted population where the programs are implemented.

**Budget:** \$145,477

---

**Project Number:** K8-12-06-16

**Project Title:** Legal Training for Hearing Officers

**Project Description:** The Department of Highway Safety and Motor Vehicles will provide training related to the administrative suspension of drivers licenses to hearing officers and support staff. Travel expenses for the hearing officers and support staff to attend the training will be reimbursed. The goal of this program is to train 350 hearing officers by September 30, 2012.

**Budget:** \$85,000

---

## Alcohol Program Area

**Project Number:** K8-12-06-17

**Project Title:** DUI Enforcement Team

**Project Description:** The Orlando Police Department will receive initial funding for overtime enforcement efforts. The goal of this program is to reduce alcohol related injuries, fatalities, and crashes by 10% and increase impaired driving arrests by 10%. The agency will conduct DUI operations during the Labor Day Wave.

**Budget:** \$100,000

---

**Project Number:** K8-12-06-18

**Project Title:** Fort Myers DUI Impaired Driving Enforcement Program

**Project Description:** The Ft. Myers Police Department will receive funding for overtime enforcement efforts as well as funding for an Intoxilyzer 8000. Enforcement efforts will include saturation patrols as well as checkpoints throughout the jurisdiction based on data analysis. The goal of this program is to reduce the number of alcohol related crashes, injuries, and fatalities by 5% and increase the number of impaired driving arrests by 10% by conducting low man power checkpoints and monthly saturation patrols and during the Labor Day Wave.

**Budget:** \$49,106

---

**Project Number:** K8-12-06-19

**Project Title:** Phlebotomy Training for DREs to assist with DUI Blood Search Warrants

**Project Description:** The Palm Bay Police Department will receive funding to train distinguished DUI enforcement officers to be phlebotomists. This program along with the electronic warrant procedure already in place within this jurisdiction provides an excellent environment for this pilot program. Additional funding for overtime enforcement is being funded so that this program can be adequately evaluated. The agency will conduct DUI operations during the Labor Day Wave. The goal of this program is reduce alcohol related injuries, fatalities, and crashes by 5% and increase impaired driving arrests by 15%.

**Budget:** \$37,000

---

## Alcohol Program Area

**Project Number:** K8-12-06-20

**Project Title:** St. Johns County DUI Checkpoint and Saturation Patrol Project

**Project Description:** ~~The St. Johns County Sheriff's Office will receive funding for overtime~~ compensation for the DUI enforcement. The agency will conduct saturation patrols and checkpoints monthly. The agency will conduct DUI operations during the Labor Day Wave. The goal of this program is reduce alcohol related injuries, fatalities, and crashes by 5% and increase impaired driving arrests by 15%.

**Budget:** \$150,000

---

**Project Number:** K8-12-06-21

**Project Title:** DUI Prosecution Support

**Project Description:** The Tallahassee Community College will provide specialized prosecutor to the Florida Department of Law Enforcement to assist the Alcohol Testing Program and Florida prosecutors with complex DUI cases.

**Budget:** \$178,000

---

**Project Number:** K8-12-06-22

**Project Title:** Leon County DUI Prosecutor

**Project Description:** The State Attorney for the 2nd Judicial Circuit of Florida will receive funding to continue a prosecutor position that will exclusively prosecute DUI offenders in Leon County. The goal of this project is to increase the conviction rate of offenders in Leon County by 5%.

**Budget:** \$80,000

---

## Alcohol Program Area

**Project Number:** K8-12-06-23

**Project Title:** Okeechobee County Sheriffs Office Impaired Driving Reduction Project

**Project Description:** The Okeechobee County Sheriffs Office will receive funding for overtime compensation for agency personnel that participate in DUI checkpoints and saturation patrols. The agency will conduct saturation patrols and checkpoints during historically high DUI fatality periods as well as during the Labor Day wave. The goal of this program is to reduce alcohol related crashes by 5% and increase the number of DUI apprehensions by 10% compared to the previous year.

**Budget:** \$24,000

---

**Project Number:** KS-12-06-24

**Project Title:** Undetermined DUI Countermeasures

**Project Description:** BD

**Budget:** \$2,058,256

---

## Alcohol Program Area

| <b>Alcohol Budget Summary</b> |   |             |           |               |
|-------------------------------|---|-------------|-----------|---------------|
| Project Number                | Project Title/Agency  | Budget      | Match     | Budget Source |
| AL-12-05-01                   | Florida Impaired Driving Coalition /Tallahassee Community College – FPSI                            | \$213,303   | \$0       | 402           |
| AL-12-05-02                   | DUI Training Classes /Tallahassee Community College – FPSI  | \$562,525   | \$0       | 402           |
| AL-12-05-03                   | Drug Evaluation and Classification Program/ University of North Florida- IPTM                       | \$245,000   | \$0       | 402           |
| AL-12-05-04                   | Florida DUI Challenge /Tallahassee Community College-FPSI   | \$1,264,209 | \$0       | 402           |
|                               |   |             |           |               |
| K8-12-06-01                   | Spanish Language Training for DUI Officers/Tallahassee Community College – FPSI                     | \$250,000   | \$0       | 410           |
| K8-12-06-02                   | DUJ Checkpoint and Wolfpack Patrol Program/DHSMV – Florida Highway Patrol                           | \$150,000   | \$0       | 410           |
| K8-12-06-03                   | Yolusia County DUI Court Program / 7th Judicial Circuit of Florida                                  | \$66,192    | \$0       | 410           |
| K8-12-06-04                   | Sarasota County DUI Court Program / 12th Judicial Circuit of Florida                                | \$59,862    | \$179,694 | 410           |
| K8-12-06-05                   | Manatee County DUI Court Program / 12th Judicial Circuit of Florida                                 | \$120,038   | \$120,038 | 410           |
| K8-12-06-06                   | Traffic Safety Resource Prosecutor Program /Tallahassee Community College-FPSI                      | \$607,927   | \$0       | 410           |
| K8-12-06-07                   | DUI Suppression Program /Ocala Police Department  | \$44,152    | \$0       | 410           |
| K8-12-06-08                   | DUI Enforcement /Tallahassee Police Department  | \$128,167   | \$0       | 410           |
| K8-12-06-09                   | Lee County Impaired Driving Program / Lee County Sheriff's Office                                   | \$32,234    | \$0       | 410           |
| K8-12-06-10                   | Putnam County DUI Task Force /Putnam County Sheriff's Office  | \$20,915    | \$0       | 410           |
| K8-12-06-11                   | Impaired Driving Reduction Program/Palm Springs Police Department                                   | \$75,000    | \$0       | 410           |
| K8-12-06-12                   | DUI Enforcement/Bradford County Sheriff's Office  | \$60,000    | \$0       | 410           |
| K8-12-06-13                   | Delray Beach Police Department DUI Enforcement Program/Delray Beach PO                              | \$22,352    | \$58,521  | 410           |
| K8-12-06-14                   | Specialized Enforcement Operations Targeting Alcohol and Impaired Driving/MDPD                      | \$488,088   | \$0       | 410           |
| K8-12-06-15                   | Florida Student Traffic Safety Program (SADD) – Tallahassee Community College                       | \$145,477   | \$0       | 410           |
| K8-12-06-16                   | Training for Hearing Officers - DHSMV   | \$85,000    | \$0       | 410           |
| K8-12-06-17                   | DUI Enforcement Team / Orlando Police Department  | \$100,000   | \$0       | 410           |
| K8-12-06-18                   | Fort Myers DUI Impaired Driving Enforcement Program / Ft. Myers Police Dept.                        | \$49,106    | \$0       | 410           |
| K8-12-06-19                   | Phlebotomy Training for DRE's to assist with DUI Blood Search Warrants / Palm Bay Police Department | \$37,000    | \$0       | 410           |
| K8-12-06-20                   | St. John's County DUI Checkpoint & Saturation Patrol Project / St. John's S.O.                      | \$150,000   | \$0       | 410           |
| K8-12-06-21                   | DUI Prosecution Support /Tallahassee Community College  | \$178,000   | \$0       | 410           |
| K8-12-06-22                   | Leon County DUI Prosecutor /State Attorney's Office 2nd Judicial Circuit                            | \$80,000    | \$0       | 410           |
| K8-12-06-23                   | Okeechobee County S.O. Impaired Driving Reduction Project / Okeechobee S.O.                         | \$24,000    | \$0       | 410           |
| K8-12-06-25                   | DUI Countermeasures Program /TBD  | \$2,058,256 | \$0       | 410           |
|                               | 402 Total   | \$2,285,092 | \$0       |               |
|                               | 410 Total   | \$5,031,766 | \$358,253 |               |
|                               | Total   | \$7,316,858 | \$385,253 |               |



**PEDESTRIAN  
AND  
BICYCLE  
SAFETY**





## Pedestrian/Bicycle Safety Program Area

- Goals:**
1. To reduce bicyclist fatalities 4.0% from the 2010 data by September 30,2012.
  2. To reduce pedestrian fatalities 2.0% from the 2010 data by September 30,2012.
- 

### Section 402

**Project Number:** PS-12-08-01

**Project Title:** Florida Pedestrian/Bicycle Resource Center

**Project Description:** The University of Florida Transportation Research Center, Florida Pedestrian/Bicycle Resource Center will expand the existing web based resource center to include bicycle safety helmets. Funding includes salaries, contractual services, freight/postage, printing, promotional items, educational materials, videos, a lending library, quarterly newsletters, public awareness materials, office supplies, and travel. The goal this project is to distribute pedestrian and bicycle safety information to support pedestrian and bicyclist programs around the state.

**Budget:** \$592,359

---

**Project Number:** PS-12-08-02

**Project Title:** Pedestrian/Bicycle Staff Support

**Project Description:** Tallahassee Community College will provide a consultant to the FDOT Safety Office to assist in the implementation of pedestrian/bicycle safety activities and conducting research. Funding includes salary and travel. The goal for this project is to increase the number of responses to requests for information pertaining to pedestrian/bicycle issues by 5%, compared to 2011 numbers.

**Budget:** \$67,194

---

## Pedestrian/Bicycle Safety Program Area

**Project Number:** PS-12-08-03

**Project Title:** Florida Pedestrian and Bicycle Law Enforcement Training Program

**Project Description:** The Florida Pedestrian and Bicycle Law Enforcement Training Program, through the Florida Public Safety Institute, will develop and implement a program that will be comprised of individual 5-10 minute DVD modules that can be used for Roll Call Training opportunities. These modules will be incorporated into a two-hour web-based core course that will be available to all state law enforcement officers, law enforcement agencies, and state police academies. The materials will be keyed to Florida laws and will also be useful for cyclists and motorists. A full-day training course will provide agencies with in-house experts that will be fully versed in the materials and will conduct training and education and enforcement operations. Funding will be used for contractual services and travel. The goal for this project is to decrease bicycle-related fatalities by 4% and reduce pedestrian fatalities 2.0%,

compared to 2010 data.

**Budget:** \$273,240

---

**Project Number:** PS-12-08-04

**Project Title:** Hillsborough County Pedestrian and Bicycle Safety Program

**Project Description:** The Hillsborough County Sheriffs Office (HCSO) has developed a program using overtime funding to help by strengthening resources. The HCSO will continue their Senior Safety Program and continue to support their Bicycle and Pedestrian Safety Program within area schools. Funding includes overtime pay for deputies, reflective vests, and promotional and educational materials. The goal for this project is to decrease bicycle related fatalities by 5% and pedestrian related fatalities in Hillsborough County by 2.5%, compared to 2010 data.

**Budget:** \$83,976

---

**Project Number:** PS-12-08-05

**Project Title:** Miami-Dade Police Department Pedestrian Safety Education Program

**Project Description:** The Miami-Dade Police Department will develop and implement a program that will enhance the pedestrian safety educational program to increase safety awareness and skills among pedestrian and develop targeted programs for the pedestrians by considered age groups. Funding includes overtime, promotional items, printing, and videos/CD's. The goal for this project is to decrease pedestrian-related fatalities in Miami by 2%, compared to 2010 data.

**Budget:** \$27,116

---

## Pedestrian/Bicycle Safety Program Area

**Project Number:** PS-12-08-06

**Project Title:** Pedestrian Safety Improvement Program for Selected Cities in Volusia County

**Project Description:** The Volusia Transportation Planning Organization will develop and implement a comprehensive approach that will be used to increase pedestrian safety with a focus on the areas of Education, Encouragement, and Enforcement. Law enforcement agencies in these four cities seek no grant funding; overtime will be paid by the agencies. The pedestrian safety program will operate in four cities that rank within the top 25% of our Matrix (Daytona Beach Shores, Deland, Flagler Beach, and Holly Hill). Funding will be used for contractual services and printing. The goal for this project is to decrease pedestrian-related injuries and fatalities in Volusia County by 10%, compared to 2010 data.

**Budget:** \$16,000

---

**Project Number:** PS-12-08-07

**Project Title:** Public Awareness Campaign to Reduce Elder Pedestrian Injuries/Fatalities in Miami

**Project Description:** The Alliance for Aging, Inc. will develop and implement a bilingual "Safe Steps-Pasos Seguros" program targeting the 65+ population in Miami. Funding will be used for personnel service, travel, and pedestrian safety kits. The Implementing Agency has an avenue to reach out to these demographics. The goal for this project is to decrease pedestrian-related injuries and fatalities in Miami-Dade County by 5%, compared to 2010 data.

**Budget:** \$165,088

---

**Project Number:** PS-12-08-08

**Project Title:** Bay County Sheriffs Office Bicycle and Pedestrian Safety Program

**Project Description:** The Bay County Sheriff's Office will develop and implement a "Traffic and Bicycle Safety Education" program and a "Walk to School and School Bus Safety" program that will enhance safety awareness for bicyclist and young pedestrians. Funding will be used for travel, high visibility reflective school bus stop signage, reflective wrist bands for children, reflective vests for children and bicycle trailer. The goal for this project is to decrease bicycle/pedestrian-related injuries and fatalities in Bay County by 2%, compared to 2010 data.

**Budget:** \$32,984

---

## Pedestrian/Bicycle Safety Program Area

**Project Number:** PS-12-08-09

**Project Title:** Key West Pedestrian and Bicycle Safety Initiative

**Project Description:** The City of Key West Police Department will develop and implement a threefold effort to mitigate the number of pedestrian and bicycle crashes and injuries which will include providing bicycle helmets to more than 3800 school aged students, the production of a pedestrian safety PSA and overtime for enforcement efforts. Funding will be used to support overtime (940 hours) for bike/pedestrian enforcement, educational materials, and the production of a 60 second PSA. The goal for this project is to decrease bicycle-related crashes and injuries by 17.5% and reduce pedestrian -related crashes and injuries by 17.5% in the City of Key West, compared to 2010 data.

**Budget:** \$95,000

---

**Project Number:** PS-12-08-10

**Project Title:** Broward Bike/Pedestrian Safety Education Program

**Project Description:** The Broward County Sheriffs Office Regional Traffic Unit will conduct enforcement and educational operations focusing on bicycle and pedestrian traffic traveling on roadways within the county. Funding will be used to provide overtime for deputies, and for bicycle/pedestrian educational materials. The goal for this project is to decrease bicycle-related injuries and fatalities by 5% and pedestrian-related injuries and fatalities by 5% in Broward County, compared to 2010 data.

**Budget:** \$23,908

---

**Project Number:** PS-12-08-11

**Project Title:** Florida Crosswalk Study

**Project Description:** The University of Florida's Transportation Technology Transfer Center will identify six (6) small/medium sized cities that have a high rate of pedestrian crashes and implement an educational and enforcement crosswalk safety campaign in each city. Funding will be used for personnel services, contractual services, freight, postage, printing, and travel. The goal for this project is to increase crosswalk compliance by 25% in the selected cities, compared to 2010 data.

**Budget:** \$149,197

---

## Pedestrian/Bicycle Safety Program Area

**Project Number:** PS-12-08-12

**Project Title:** NHTSA Pedestrian Assessment

**Project Description:** The University of South Florida Center for Urban Transportation Research will be used to research, plan, and conduct the NHTSA Pedestrian Program Assessment. Funding will be used for personnel services, and contractual services. The goal for this project is to identify measure to reduce pedestrian fatalities 2.0%.

**Budget:** \$50,000

---

**Project Number:** PS-12-08-13

**Project Title:** Cycling Savvy Program Expansion

**Project Description:** The Florida Bicycle Association (FBA) will implement/expand their Cycling Savvy train the trainer course, this is a 9.5 hour course that's divided into three sessions: a 3-hour classroom session; a 3-hour bicycle-handling skills session; and a 3.5 hour on-road session. FBA will conduct at least one full Cycling Savvy course in the following metro areas: Pensacola/Panama City; Tallahassee; Gainesville; Daytona Beach; Tampa/St. Petersburg; Sarasota/Bradenton; West Palm Beach; Broward County, and Miami-Dade County. This course hopes to identify at least 40 candidates to become instructors. Funding will be used for personnel services, contractual services, projector, and travel. The goal for this project is to identify at least 40 candidates to become instructors to train more Floridians in subsequent years..

**Budget:** \$41,343

---

**Project Number:** PS-12-08-14

**Project Title:** St. Pete Beach Police Department Pedestrian Safety Education Program

**Project Description:** The St. Pete Beach Police Department will develop and implement a program that will enhance the pedestrian safety educational program to increase safety awareness and skills among pedestrians. Funding includes overtime, and promotional items. The goal for this project is to decrease pedestrian-related fatalities in St. Pete by 2%, compared to 2010 data.

**Budget:** \$20,000

---

## Pedestrian/Bicycle Safety Program Area

| Pedestrian/Bicycle Safety Budget Summary |   |                    |            |               |
|--|---|--------------------|------------|---------------|
| Project Number                           | Project Title/Agency  | Budget             | Match      | Budget Source |
| PS-12-08-01                              | Florida Pedestrian/Bicycle Resource Center/ University of Florida   | \$592,359          | \$0        | 402           |
| PS-12-08-02                              | Pedestrian/Bicycle Staff Support/ Tallahassee Community College   | \$67,194           | \$0        | 402           |
| PS-12-08-03                              | Florida Pedestrian and Bicycle Law Enforcement Training Program/ Tallahassee Community College                            | \$273,240          | \$0        | 402           |
| PS-12-08-04                              | Hillsborough County Pedestrian and Bicycle Safety Program/Hillsborough County SO  | \$83,976           | \$0        | 402           |
| PS-12-08-05                              | Miami-Dade Police Department Pedestrian Safety Education Program/ Miami Dade PD   | \$27,116           | \$0        | 402           |
| PS-12-08-06                              | Pedestrian Safety Improvement Program for Selected Cities in Volusia County/ Volusia Transportation Planning Organization | \$16,000           | \$0        | 402           |
| PS-12-08-07                              | Public Awareness Campaign to Reduce Elder Pedestrian Injuries/Fatalities in Miami/ Alliance for Aging, Inc.               | \$165,088          | \$0        | 402           |
| PS-12-08-08                              | Bay County Sheriff's Office Bicycle and Pedestrian Safety Program/ Bay County   | \$32,984           | \$0        | 402           |
| PS-12-08-09                              | Key West Pedestrian and Bicycle Safety Initiative/ City of Key West PD  | \$95,000           | \$0        | 402           |
| PS-12-08-10                              | Broward Bike/Pedestrian Safety Education Program/ Broward County SO   | \$23,908           | \$0        | 402           |
| PS-12-08-11                              | Florida Crosswalk Study/ University of Florida  | \$149,197          | \$0        | 402           |
| PS-12-08-12                              | NHTSA Pedestrian Assessment/ University of South Florida CUTR   | \$50,000           | \$0        | 402           |
| PS-12-08-13                              | Cycling Savvy Program Expansion/ Florida Bicycle Association  | \$41,343           | \$0        | 402           |
| PS-12-08-14                              | St Pete Beach Police Department Pedestrian Safety Program/ St Pete Beach PD   | \$20,000           | \$0        | 402           |
|  | 402 Total   | \$1,637,405        | \$0        | 402           |
|  | <b>Total</b>  | <b>\$1,637,405</b> | <b>\$0</b> | <b>402</b>    |

# TRAFFIC RECORDS





## Traffic Records Program Area

- Goals:**
1. To increase the number of law enforcement agencies submitting crash reports electronically by 20% on July 1, 2011 to 30 by September 30, 2012.
  2. To increase the percentage of crash reports entered into the Crash Master database within 10 days of the crash from 23.1% on June 15, 2011 to 30% on June 15, 2012.
  3. To increase the percentage of EMS providers who are entering run reports into the EMSTARS system from 27.7% on June 15, 2011 to 60% by June 15, 2012
- 

### Section 402

**Project Number:** TR-12-09-01

**Project Title:** TraCS Support, Enhancement, and Training

**Project Description:** The FSU College of Engineering will maintain and upgrade the TraCS National Model software in Florida and provide training and support to law enforcement agencies using TraCS. Programmers will update software to support the completion of both electronic crash and citation forms approved by the Department of Highway Safety and Motor Vehicles (DHSMV). The TraCS staff will also work with local agencies to implement electronic transmission of their crash and citation forms to DHSMV. A maximum of 2 full time positions and three part time positions will be funded. The goal of the program is to increase the performance of TraCS as an agency solution for submitting crash reports to assist with the statewide goal to achieve a 20% increase in electronically submitted crash forms by September 30, 2012.

**Budget:** \$400,000

---

**Project Number:** TR-12-09-02

**Project Title:** Traffic Records Coordinating Committee Support

**Project Description:** The Tallahassee Community College (TCC) will contract with a consultant to provide technical advice and support to the TRCC Executive Board and its committees, to assist in the preparation of the Section 408 application, and to assist in a rewrite of the Traffic Records Strategic Plan. The technical advisor will also update Florida's information on the Traffic Records Improvement Program Reporting System (TRIPRS) website. The goals of the project are to support the functions of the TRCC, complete the FY 2012 Section 408 application, and facilitate the TRCC in a rewrite of the Traffic Records Strategic Plan based on the deficiencies identified by the 2011 Traffic Records Assessment.

**Budget:** \$121,000

---

## Traffic Records Program Area

**Project Number:** TR-12-09-03

**Project Title:** Traffic Crash Reporting Form Workshop

**Project Description:** The Tallahassee Community College (TCC) will conduct Traffic Crash Reporting Form Workshops across Florida. Up to 250 law enforcement officers, non-sworn crash investigators, local traffic records personnel, and agency/academy trainers will attend an eight-hour workshop on how to accurately complete the new Florida traffic crash report form. The new report form, which includes additional MMUCC elements, was implemented on January 1, 2011. The workshop will cover the changes to the report form and common errors that are made on crash reports. The goal of the project is to train 250 people.

**Budget:** \$50,850

---

**Project Number:** TR-12-09-04

**Project Title:** Drawing the Line Against Traffic Crashes

**Project Description:** Neptune Beach Police Department will use funds to purchase ScenePD crash scene diagramming software to supplement TraCS in completing electronic crash forms. This software will allow expedite completion and electronic submission of crash reports to DHSMV. The goal of the project is to equip the Neptune Beach Police Department with the necessary software to achieve 100% electronic crash report submissions by September 30,2012.

**Budget:** \$5,400

---

**Project Number:** TR-12-09-06

**Project Title:** Electronic Crash Report Implementation

**Project Description:** Edgewood Police Department will use funds to purchase Microsoft Visio Professional diagramming software to supplement TraCS in completing electronic crash forms. This software will allow expedient completion and electronic submission of crash reports to DHSMV. The goal of the project is to equip the Edgewood Police Department with the necessary software to achieve 100% electronic crash report submissions by September 30,2012.

**Budget:** \$8,400

---

## Traffic Records Program Area

### Section 408

**Project Number:** K9-12-18-01

**Project Title:** Field Data Collection for NEMSIS Compliance

**Project Description:** The Department of Health will use consultants to continue enhancing the EMSTARS system so that all Florida EMS providers will voluntarily agree to submit run data to the state. The Department will continue to upload data to NEMSIS. The goal of the project is to increase the percentage of EMS providers who are entering run reports into the EMSTARS system to 60% by June 15, 2012 and full implementation of NEMSIS 3 dataset requirements by September 30, 2012.

**Budget:** \$547,373

---

**Project Number:** K9-12-18-02

**Project Title:** Data Acquisition and Sharing in Support of Traffic Related Injury Prevention Program

**Project Description:** The University of Florida will continue enhancing the TRIP Virtual warehouse to:  
1) Maintain and enhance existing TRIP/DASH data sources and software; 2) Further develop data quality measuring, monitoring, analysis, and reporting software; 3) Expand the TRIP data acquisition perspective and protocol to facilitate seamless electronic acquisition and integration of crash data online, with periodic updates; 4) Implement DASH advanced data translation technology developed in DASH Phase I that will support ready interfacing of DSD – provided data sources to TRIP via semi-automatically produced adaptors, to operate with minimal human input or interaction; 5) Implement in TRIP cloud-based access of crash related data by FL agencies and researchers, as conceptualized and analyzed in DASH Phase I; and 6) Implement and enhance website, workshops and supporting materials for developing teams of proficient data sharing and data analysis developers, implementers and researchers.

**Budget:** \$158,193

---

## Traffic Records Program Area

**Project Number:** K9-12-18-03

**Project Title:** Florida's Unified Roadway Base Map Initiative

**Project Description:** The Department of Transportation will purchase a statewide license for the Unified Roadway Base Map so that all agencies that are a part of the Highway Safety Information System can use the same base map data for reporting locations. This will increase the accuracy of crash and EMS run data and make it easier to integrate data from the different systems for the purpose of analysis. This will be the third payment of the license fee, and the data will belong to FDOT following this payment. The goal of the project is to expand the number of agencies using the base map to 80 by September 30, 2012.

**Budget:** \$570,032

---

**Project Number:** K9-11-18-04

**Project Title:** Supporting Electronic Crash Reporting by Local Agencies

**Project Description:** The Department of Highway Safety and Motor Vehicles will use OPS staff to continue working with software vendors and local law enforcement agencies to develop methods for electronically submitting crash reports. Staff will also work to implement the changes to the Florida crash form that have been recommended by the Crash Form Revision Committee to make it more MMUCC compliant. The goal of the project is to increase the number of law enforcement agencies submitting crash reports electronically to at least 20% by September 30, 2012.

**Budget:** \$100,000

---

**Project Number:** K9-12-18-05

**Project Title:** Florida Web-Based Crash Data Collection, Reporting, and Analysis

**Project Description:** The University of Florida will continue to develop a statewide web-based integrated crash data system that will provide web-based analytical, mapping, and statistical reporting tools to all the interested end-users. Tasks for FY2012 include 1) Expansion of the analytics component to provide full access to individual crash reports, schematic diagrams, street network queries, rate and severity measures, crash typing, references and geographic data and crash data export function; 2) Expansion of the statistical reporting component to provide reports in tabular, pie-chart or graphical formats based on chosen parameters; 3) Development of an automated process to handle the periodic Navteq street data released each quarter; 4) Interactive geocoding development; 5) Implementation of security model for the analytical system; 6) Expansion of Pilot to include statewide FHP data; 7) Development of a statewide hosting infrastructure; and 8) Development of user guides and training materials for statewide deployment.

**Budget:** \$189,950

---

## Traffic Records Program Area

| <b>Traffic Records Budget Summary</b> |   |                    |            |               |
|---------------------------------------|---|--------------------|------------|---------------|
| Project Number                        | Project Title/Agency  | Budget             | Match      | Budget Source |
| TR-12-09-01                           | TraCS Support, Enhancement, and Training – Florida State University           | \$400,000          | \$0        | 402           |
| TR-12-09-02                           | Traffic Records Coordinating Committee Support-Tallahassee Community College  | \$121,000          | \$0        | 402           |
| TR-12-09-03                           | Traffic Crash Reporting Form Workshop –FPSI /Tallahassee Community College    | \$50,850           | \$0        | 402           |
| TR-12-09-04                           | Drawing the Line Against Traffic Crashes – Neptune Beach Police Dept          | \$5,400            | \$0        | 402           |
| TR-12-09-05                           | Electronic Crash Report Implementation  | \$8,400            | \$0        | 402           |
|                                       |   |                    |            |               |
| K9-12-18-01                           | Field Data Collection for NEMSIS Compliance -FDOH                             | \$547,373          | \$0        | 408           |
| K9-12-18-02                           | Data Acquisition and Sharing Supporting Traffic Related Injury Prevention -UF | \$158,193          | \$0        | 408           |
| K9-12-18-03                           | Florida's Unified Roadway Base Map Initiative- FDOT                           | \$570,032          | \$0        | 408           |
| K9-12-18-04                           | Supporting Electronic Crash Reporting by Local Agencies- DHSMV                | \$100,000          | \$0        | 408           |
| K9-12-18-05                           | Florida Web-Based Crash Data Collection, Reporting, and Analysis- UF          | \$189,950          | \$0        | 408           |
|                                       | 402 Total   | \$585,650          | \$0        |               |
|                                       | 408 Total   | \$1,565,548        | \$0        |               |
|                                       | <b>Total</b>  | <b>\$2,151,198</b> | <b>\$0</b> |               |



# MOTORCYCLE SAFETY





## Motorcycle Safety Program Area

**Goal:** To reduce motorcycle the number of motorcycle rider and passenger fatalities to 395 by December 31, 2012 by improving motorcycle safety public awareness and training programs with emphasis placed on implementing the recommendations set forth in the Motorcycle Safety Strategic Plan and the 2008 Motorcycle Assessment

---

### Section 402

**Project Number:** MC-12-10-01

**Project Title:** Florida's Comprehensive Motorcycle Safety Program

**Project Description:** The University of South Florida's Center for Urban Transportation Research will continue to coordinate and implement Florida's Motorcycle Safety Strategic Plan utilizing the business plan to "identify critical issues, establish achievable performance indicators and evaluate the effectiveness of all motorcycle safety programs comprehensively." The goal of the project is to reduce the number of motorcycle rider and passenger fatalities to 398 by December 31, 2012.

**Budget:** \$575,000

---

**Project Number:** MC-12-10-02

**Project Title:** Motorcycle Program Evaluation and Data Collection

**Project Description:** The University of South Florida's Center for Urban Transportation Research will continue to conduct behavioral and statistical studies of motorcyclists in accordance with the recommendations set forth by the Motorcycle Assessment Team in February 2008 to "develop objective evaluation tools and use them to determine the effect of funded grant projects on reducing motorcycle crashes, injuries, and fatalities" and "conduct the rider phone survey at least annually and adapt it to trends and recent FDOT, DHSMV, and FHP activities." The goal of the project is to determine the effectiveness of the comprehensive motorcycle safety program and the Florida Rider Training Program through public opinion surveys of motorcyclists and of motorists.

**Budget:** \$150,000

---

## Motorcycle Safety Program Area

**Project Number:** MC-12-10-03

**Project Title:** Observational Survey of Motorcyclist Behaviors

**Project Description:** The University of South Florida's Center for Urban Transportation Research will capture demographic characteristics, riding history, training, helmet use, and crash experiences by conducting an observational survey, in conjunction with an in depth study of all available Florida specific motorcycle data. This project will support Florida's Motorcycle Safety Coalition in its efforts to "determine the effects of the new mandatory training law and motorcycle registration requirement, determine the effects on the unlicensed rider population, crash rates for riders licensed before and after the law change; citation types and frequency; helmet use, etc. in accordance with the recommendations set forth by the Motorcycle Assessment Team in February 2008." The goal of this project is to determine effective countermeasures to improve motorcycle safety in Florida and assist in the implementation of Florida's Motorcycle Strategic Plan.

**Budget:** \$125,000

---

**Project Number:** MC-12-10-04

**Project Title:** Hillsborough County Sheriffs Office Motorcycle Safety Program Year 1

**Project Description:** The Hillsborough County Sheriffs Office will implement a program that promotes motorcycle safety in high schools, at special events, and in conjunction with the Suncoast Safety Council (that will be continuing without further funding) in this local area. Hillsborough County is one of Florida's top 10 priority counties. Deputies will attend training to strengthen law enforcement efforts focusing on motorcyclists exhibiting unsafe riding behaviors. The goal of this project is to reduce motorcycle fatalities in Hillsborough County by 5% by December 31, 2012.

**Budget:** \$49,712

---

**Project Number:** MC-12-10-05

**Project Title:** Motorcycle Education and Injury Prevention Program in Trauma Centers

**Project Description:** The University of Miami will continue this Florida Department of Health, Office of Trauma, initiative to conduct injury prevention and education pilot programs that will be utilized in level one and level two Trauma Centers to offer safety related educational programs directed toward a multidisciplinary team of EMS and other pre-hospital personnel, trauma surgeons, emergency medical physicians, consulting physicians, nurses, and ancillary staff that will assist in providing safety information directly to motorcycle crash victims and their families. The goal of this project is to reduce fatalities and serious injuries by implementing more effective response protocols and by educating motorcyclists involved crashes on methods of reducing risks on the roadways.

**Budget:** \$250,000

---

## Motorcycle Safety Program Area

**Project Number:** MC-12-10-06

**Project Title:** Motorcycle Safety Curriculum Enhancement and Promotion

**Project Description:** The University of Florida P Center will update its roadway engineering curriculum to include the "Making Roadways Safer for Motorcycles" PSA and will develop additional PSA segments to further enhance this motorcycle safety training. The goal of this project is to inform engineering professionals, local governments, and roadway contractors of safe practices and design standards specific to motorcyclists in an effort to reduce crashes due to roadway infrastructure or debris.

**Budget:** \$100,630

### Section 2010

**Project Number:** K6-12-11-01

**Project Title:** Motorcyclist Conspicuity Campaign

**Project Description:** Funding will be provided to the University of South Florida Center for Urban Transportation Research to contract to provide for petroleum pump advertisements that promote conspicuity to motorcyclists in Florida. This campaign will initially reach out to currently identified top ten priority areas. The goal of this project is to distribute conspicuity messages to motorcyclists in an effort to reduce the number of motorist vs. motorcyclist crashes on Florida's roadways.

**Budget:** \$400,000

### Motorcycle Safety Budget Summary

| Project Number | Project Title/Agency   | Budget      | Match | Budget Source |
|----------------|--|-------------|-------|---------------|
| MC-12-10-01    | Florida's Comprehensive Motorcycle Safety Program/University of South Florida- CUTR          | \$575,000   | \$0   | 402           |
| MC-12-10-02    | Motorcycle Program Evaluation and Data Collection/ University of South Florida - CUTR        | \$150,000   | \$0   | 402           |
| MC-12-10-03    | Observational Survey of Motorcyclist Behaviors/ University of South Florida – CUTR           | \$125,000   | \$0   | 402           |
| MC-12-10-04    | Hillsborough County Sheriff's Office Motorcycle Safety Program Year 1/Hillsborough County SO | \$49,712    | \$0   | 402           |
| MC-12-10-05    | Motorcycle Education and Injury Prevention Program in Trauma Centers/University of Miami     | \$250,000   | \$0   | 402           |
| MC-12-10-06    | Motorcycle Safety Curriculum Enhancement and Promotion/ University of Florida                | \$100,630   | \$0   | 402           |
|                |  |             |       |               |
| K6-12-11-01    | Motorcyclist Conspicuity Campaign /University of South Florida- CUTR                         | \$400,000   | \$0   | 2010          |
|                | 402 Total  | \$1,250,342 | \$0   |               |
|                | 2010 Total   | \$400,000   | \$0   |               |
|                | Total  | \$1,650,342 | \$0   |               |



**POLICE  
TRAFFIC  
SERVICES**



## Police Traffic Services Program Area

- Goals:**
1. To decrease traffic fatalities by 5% by December 31, 2012.
  2. To decrease traffic crashes by 5% by December 31, 2012.
  3. To train at least 500 members of law enforcement in advanced traffic safety techniques that pertain to enforcement, management and investigations.
- 

### Section 402

**Project Number:** PT-12-12-01

**Project Title:** Florida Law Enforcement Liaison Program

**Project Description:** The Tallahassee Community College (TCC) will receive funding for the Law Enforcement Liaison (LEL) Program, which will continue to promote highway safety initiatives implemented by the Department of Transportation Safety Office statewide. The LEL Program will continue to utilize the Click It or Ticket enforcement wave, and the annual Florida Law Enforcement Challenge to increase awareness, compliance, and law enforcement participation in traffic safety-related events. Subgrant funds will be used to reimburse the salaries and benefits of TCC personnel assigned to the program, travel for the personnel, incentive equipment for law enforcement agencies, and educational materials. TCC has set goals of increasing participation in the Challenge by 5%, reducing traffic fatalities statewide by 5% (from 2009), and increasing statewide safety belt compliance from 88.1% to 90% during the year.

**Budget:** \$1,541,907

---

**Project Number:** PT-12-12-02

**Project Description:** The Tallahassee Community College (TCC) will provide incentives for Florida law enforcement officers to participate in enforcement of traffic laws and statewide enforcement waves. The purpose of these efforts are set in TCC's goals of increasing safety belt usage statewide from 88.1% to 90% during the year, reducing traffic fatalities statewide by 5%, and by increasing participation in the DUI Challenge by 2%.

**Budget:** \$1,235,580

---

## Police Traffic Services Program Area

**Project Number:** PT-12-12-03

**Project Title:** Florida Motor Unit Challenge

**Project Description:** The Tallahassee Community College (TCC) will provide incentives for Florida motorcycle traffic units to participate in enforcement of traffic laws and help with various traffic safety issues. The purpose of these efforts are set in TCC's goals of increasing safety belt usage statewide from 88.1% to 90% during the year, reducing traffic fatalities statewide by 5%, and to maintain the current participation level in the Motor Unit Challenge.

**Budget:** \$386,640

---

**Project Number:** PT-12-12-04

**Project Title:** Police Traffic Training

**Project Description:** The Tallahassee Community College (TCC) will receive funding to provide selected training programs in traffic enforcement techniques, traffic enforcement program management, professionalism in traffic stops, and crash investigation to members of law enforcement, law enforcement academy instructors, civilian crash investigators employed at a police agency, investigators from state attorney's offices, medical examiner office employees, and prosecutors statewide. The goal of the project is to train a minimum of 500 law enforcement, medical examiner, and state attorney personnel.

**Budget:** \$500,000

---

**Project Number:** PT-12-12-05

**Project Title:** Lake City Comprehensive Traffic Enforcement & Education Program (CTEP)

**Project Description:** The Lake City Police Department will receive first-year funding for one speed monitoring/message board trailer, radar and laser speed measurement devices, and overtime funds to conduct data-driven enforcement operations. The department will conduct strategic enforcement operations at high crash and fatality locations (reviewed and updated monthly), and will conduct traffic safety presentations to local schools, businesses, civic organizations, etc. The department has set a goal of reducing traffic crashes and fatalities by 5%.

**Budget:** \$100,000

---



## Police Traffic Services Program Area

**Project Number:** PT-12-12-06

**Project Title:** Panama City Beach Comprehensive Traffic Enforcement Program (CTEP)

**Project Description:** The Panama City Beach Police Department will receive first-year funding for one speed monitoring/message board trailer, traffic homicide investigation equipment, laptops and printers for electronic traffic citations, and overtime funds to conduct data-driven enforcement operations. The agency will conduct strategic enforcement operations that address multiple priority areas (including: Speed, Aggressive Driving, Bicycle, Pedestrian, and Occupant Protection) at high crash and fatality locations (reviewed and updated monthly), and traffic safety presentations to local schools, businesses, civic organizations, etc. The agency has set a goal of reducing traffic crashes and fatalities by 5%.

**Budget:** \$ 94,000

---

**Project Number:** PT-12-12-07

**Project Title:** Panama City Comprehensive Traffic Enforcement & Education Program (CTEP)

**Project Description:** The Panama City Police Department will receive first-year funding for one speed monitoring/message board trailer, traffic homicide investigation equipment, laptops and printers for electronic traffic citations, and overtime funds to conduct data-driven enforcement operations. The agency will conduct strategic enforcement operations that address multiple priority areas (including: Speed, Aggressive Driving, Bicycle, Pedestrian, and Occupant Protection) at high crash and fatality locations (reviewed and updated monthly), and traffic safety presentations to local schools, businesses, civic organizations, etc. The agency has set a goal of reducing traffic crashes and fatalities by 5%.

**Budget:** \$112,850

---

**Project Number:** PT-12-12-08

**Project Title:** Bay County Comprehensive Traffic Enforcement & Education Program (CTEP)

**Project Description:** The Bay County Sheriffs Office will receive first-year funding for one speed monitoring/message board trailer, traffic homicide investigation equipment, laptops and printers for electronic traffic citations, and overtime funds to conduct data-driven enforcement operations. The agency will conduct strategic enforcement operations that address multiple priority areas (including: Speed, Aggressive Driving, Bicycle, Pedestrian, and Occupant Protection) at high crash and fatality locations (reviewed and updated monthly), and traffic safety presentations to local schools, businesses, civic organizations, etc. The agency has set a goal of reducing traffic crashes and fatalities by 5%.

**Budget:** \$102,500

---

## Police Traffic Services Program Area

**Project Number:** PT-12-12-09

**Project Title:** Perry Comprehensive Traffic Enforcement & Education Program (CTEP)

**Project Description:** The Perry Police Department will receive first-year funding for one speed monitoring/message board trailer, traffic data collections analyzers, traffic homicide investigation equipment, one enclosed trailer, and overtime funds to conduct data-driven enforcement operations. The agency will conduct strategic enforcement operations at high crash and fatality locations (reviewed and updated monthly), and traffic safety presentations to local schools, businesses, civic organizations, etc. The agency has set a goal of reducing traffic crashes and fatalities by 5%.

**Budget:** \$98,000

---

**Project Number:** PT-12-12-10

**Project Title:** Occupant Protection Enforcement Project

**Project Description:** The Tallahassee Police Department will receive first-year funding for overtime funds to conduct data-driven enforcement operations to address safety belt violations. The agency will conduct strategic enforcement operations at high crash and fatality locations (reviewed and updated monthly), and traffic safety presentations to local schools, businesses, civic organizations, etc. The agency has set a goal of reducing traffic fatalities (as a result of safety belt non-use) by 5%.

**Budget:** \$50,000

---

**Project Number:** PT-12-12-11

**Project Title:** Palm Springs Comprehensive Traffic Enforcement & Education Program (CTEP)

**Project Description:** The Palm Springs Police Department will receive first-year funding for one speed monitoring/message board trailer, traffic homicide investigation equipment, laptops and printers for electronic traffic citations, and overtime funds to conduct data-driven enforcement operations. The agency will conduct strategic enforcement operations that address multiple priority areas (including: Speed, Aggressive Driving, Bicycle, Pedestrian, and Occupant Protection) at high crash and fatality locations (reviewed and updated monthly), and traffic safety presentations to local schools, businesses, civic organizations, etc. The agency has set a goal of reducing traffic crashes and fatalities by 5%.

**Budget:** \$117,000

---

## Police Traffic Services Program Area

**Project Number:** PT-12-12-12

**Project Title:** Florida's Judicial Outreach Liaison (JOL)

**Project Description:** Tallahassee Community College will receive funding to contract which a qualified member of the judiciary to act as Florida's Judicial Outreach Liaison (JOL). The Florida JOL will work with State Judicial Educators to promote traffic safety in coordination between all groups; develop a thorough understanding of and promote NHTSA traffic safety programs; develop a network of contacts with judges and judicial educators within the State and various professional organizations to provide educational materials and information and to help support educational efforts in traffic safety; and work closely with Judicial Fellows regarding outreach and opportunities.

**Budget:** \$34,000

---

**Project Number:** PT-12-12-13

**Project Title:** Walton County Traffic Enforcement & Education Program (CTEP)

**Project Description:** The Walton County Sheriffs Office will receive first-year funding for laser and radar speed measurement devices to conduct data-driven analysis and enforcement at problem locations. The agency will conduct strategic enforcement operations at high crash and fatality locations (reviewed and updated monthly), and traffic safety presentations to local schools, businesses, civic organizations, etc. The agency has set a goal of reducing traffic crashes and fatalities by 5%.

**Budget:** \$60,000

---

## Police Traffic Services Program Area

| Police Traffic Services Budget Summary |  |                    |            |               |
|--|--|--------------------|------------|---------------|
| Project Number                         | Project Title/Agency   | Budget             | Match      | Budget Source |
| PT-12-12-01                            | Florida Law Enforcement Liaison Program/Tallahassee Comm. College –FPSI  | \$1,541,907        | \$0        | 402           |
| PT-12-12-02                            | Florida Law Enforcement Challenge/Tallahassee Community College – FPSI   | \$1,235,580        | \$0        | 402           |
| PT-12-12-03                            | Florida Motor Unit Challenge/Tallahassee Community College – FPSI        | \$386,640          | \$0        | 402           |
| PT-12-12-04                            | Police Traffic Training/Tallahassee Community College – FPSI             | \$500,000          | \$0        | 402           |
| PT-12-12-05                            | Lake City CTEP Program /Lake City PD                                     | \$100,000          | \$0        | 402           |
| PT-12-12-06                            | Panama City Beach CTEP Program / Panama City Beach PO                    | \$94,000           | \$0        | 402           |
| PT-12-12-07                            | Panama City CTEP Program / Panama City PD                                | \$112,850          | \$0        | 402           |
| PT-12-12-08                            | Bay County CTEP Program / Bay County SO                                  | \$102,500          | \$0        | 402           |
| PT-12-12-09                            | Perry CTEP Program /Perry PD   | \$98,000           | \$0        | 402           |
| PT-12-12-10                            | Occupant Protection Enforcement Project / Tallahassee PD                 | \$50,000           | \$0        | 402           |
| PT-12-12-11                            | Palm Springs CTEP Program /Palm Springs PD                               | \$117,000          | \$0        | 402           |
| PT-12-12-12                            | Florida's Judicial Outreach Liaison/ Tallahassee Community College –FPSI | \$34,000           | \$0        | 402           |
| PT-12-12-13                            | Walton County CTEPI Walton SO  | 60,000             | \$0        | 402           |
| 402 Total                              |  | \$4,432,477        | \$0        |               |
| <b>Total</b>                           |  | <b>\$4,432,477</b> | <b>\$0</b> |               |

-----  
-  
**SPEED**  
.  
**CONTROL**



## Speed Control Program Area

- Goals:**
1. To decrease speeding-related fatalities by 2.5% by December 31,2012.
  2. To decrease speeding-related crashes by 5% by December 31,2012.
  3. To decrease aggressive driving-related fatalities by 2.5% by December 31, 2012.
  4. To decrease aggressive driving-related crashes by 5% by December 31,2012.
- 

### Section 402

**Project Number:** SC-12-13-01

**Project Title:** Fort Myers Aggressive Driving Enforcement and Education Program

**Project Description:** The Fort Myers Police Department will receive second-year funding for overtime funds to conduct data-driven enforcement operations. The department will conduct strategic enforcement operations at high crash and fatality locations (reviewed and updated monthly), and will conduct at least one Speed & Aggressive Driving presentation each month to local schools, businesses, civic organizations, etc. The department will also receive funding to acquire traffic homicide investigation equipment, which will contribute to their efforts to improve data collection and analysis. The department has set a goal of reducing traffic crashes and fatalities by 5%.

**Budget:** \$80,266

---

**Project Number:** SC-12-13-02

**Project Title:** HCSO "Lives Before Property" Traffic Enforcement – Year 3

**Project Description:** The Hillsborough County Sheriffs Office will receive third-year funding for overtime funds to conduct data-driven enforcement operations. The agency will conduct strategic enforcement operations at high crash and fatality locations (reviewed and updated monthly), and will conduct at least one Speed & Aggressive Driving presentation each month to local schools, businesses, civic organizations, etc. The agency has set a goal of reducing traffic crashes and fatalities by 5%.

**Budget:** \$83,496

---

## Speed Control Program Area

**Project Number:** SC-12-13-03

**Project Title:** Gainesville Police Department Speed & Aggressive Driving Project

**Project Description:** The Gainesville Police Department will receive first-year funding for laser speed measurement devices, and overtime funds to conduct data-driven enforcement at problem locations. The agency will conduct strategic enforcement operations at high crash and fatality locations (reviewed and updated monthly), will utilize local media to distribute traffic safety messages, and will conduct Speed & Aggressive Driving presentations at local schools, businesses, civic organizations, etc. The agency has set a goal of reducing traffic crashes and fatalities by 5%.

**Budget:** \$54,010

---

**Project Number:** SC-12-13-04

**Project Title:** Broward Aggressive Speeding Enforcement Project

**Project Description:** The Broward County Sheriff's Office will receive first-year funding for laser and radar speed measurement devices, and overtime funds to conduct data-driven enforcement at problem locations. The agency will conduct strategic enforcement operations at high crash and fatality locations (reviewed and updated monthly), utilize local media to distribute traffic safety messages, and conduct Speed & Aggressive Driving presentations at local schools, businesses, civic organizations, etc. The agency has set a goal of reducing traffic crashes and fatalities by 5%.

**Budget:** \$166,207

---

**Project Number:** SC-12-13-05

**Project Title:** Palm Beach County Speed & Aggressive Driving Enforcement & Education Project

**Project Description:** The Palm Beach County Sheriff's Office will receive first-year funding for laser and radar speed measurement devices, and overtime funds to conduct data-driven enforcement at problem locations. The agency will conduct strategic enforcement operations at high crash and fatality locations (reviewed and updated monthly), utilize local media to distribute traffic safety messages, and conduct Speed & Aggressive Driving presentations at local schools, businesses, civic organizations, etc. The agency has set a goal of reducing traffic crashes and fatalities by 5%.

**Budget:** \$115,000

---



## Speed Control Program Area

**Project Number:** SC-12-13-06

**Project Title:** Madison County Speed & Aggressive Driving Enforcement

**Project Description:** The Madison County Sheriff's Office will receive first-year funding for radar speed measurement devices, an in-car video system, and funding for a dedicated traffic enforcement officer to conduct data-driven enforcement at problem locations.. The agency has set a goal of reducing traffic crashes, injuries, and fatalities by 10% from the previous 3 year average

**Budget:** \$80,000

---

| <b>Speed Control Budget Summary</b> |  |                  |            |               |
|-------------------------------------|--|------------------|------------|---------------|
| Project Number                      | Project Title/Agency   | Budget           | Match      | Budget Source |
| SC-12-13-01                         | Fort Myers Aggressive Driving Enforcement & Education Program<br>Fort Myers PO                         | \$80,266         | \$0        | 402           |
| SC-12-13-02                         | HCSO "Lives Before Property"Traffic Enforcement / Hillsborough<br>County SO                            | \$83,496         | \$0        | 402           |
| SC-12-13-03                         | GPO Speed & Aggressive Driving Project / Gainesville PO  | \$54,010         | \$0        | 402           |
| SC-12-13-04                         | Broward Aggressive Speeding Enforcement Project / Broward County<br>SO                                 | \$166,207        | \$0        | 402           |
| SC-12-13-05                         | Palm Beach County Speed & Aggressive Driving Enforcement &<br>Education Project / Palm Beach County SO | \$115,000        | \$0        | 402           |
| SC-12-13-06                         | Madison County Speed & Aggressive Driving Enforcement/Madison<br>County SO                             | \$80,000         | \$0        | 402           |
|                                     | 402 Total  | \$578,979        | \$0        | 402           |
|                                     | <b>Total</b>   | <b>\$578,979</b> | <b>\$0</b> |               |



t ...

ROADWAY  
SAFETY



## Roadway Safety Program Area

**Project Number:** RS-12-15-06

**Project Title:** United We Guide – Polk County Local Implementation

**Project Description:** Polk County Transit Services will utilize the knowledge acquired in the *United We Guide* pilot that was conducted there in 2009 to implement this local program to put Mobility Managers in place to address safe mobility for seniors and/or alternative transportation for all mobility challenged residents. The goal of this project is to reduce the number of Florida resident road users age 65 and older killed as a result of crash involvement by 2.5% from the 2010 calendar base year by December 31, 2012.

**Budget:** \$40,000

---

**Project Number:** RS-12-15-07

**Project Title:** Emergency Response Roadway Safety

**Project Description:** Miami-Dade Fire and Rescue will implement a program to redirect traffic away from crash sites and other obstacles in an effort to reduce secondary crashes and to promote a safer environment for all responders. The goal of this project is to reduce secondary crashes in Miami-Dade by 5% in 2012.

**Budget:** \$76,090

---

**Project Number:** RS-12-15-08

**Project Title:** Work Zone Safety Overview for Field Level Personnel

**Project Description:** The University of Florida will develop a work zone safety overview to replace outdated materials in existing motor vehicle training modules and conduct training for engineers and local public works officials. The goal of this project is to assist in the reduction of Work Zone related crashes on Florida's roadways.

**Budget:** \$60,000

---

## Roadway Safety Program Area

**Project Number:** RS-12-15-09

**Project Title:** United We Guide – Wakulla County

**Project Description:** Wakulla County will utilize the knowledge acquired in the City of Tallahassee's Regional *United We Guide* pilot that was conducted in 2011 to put a mobility manager in place to addresses safe mobility for seniors and/or alternative transportation for all mobility challenged residents in Wakulla County. The City of Tallahassee will coordinate regional efforts and provide materials (guidebooks) and support. The goal of this project is to reduce the number of Florida resident road users age 65 and older killed as a result of crash involvement by 2.5% from the 2010 calendar base year by December 31, 2012.

**Budget:** \$35,000

---

**Project Number:** RS-12-15-10

**Project Title:** United We Guide – Gadsden County

**Project Description:** Gadsden County will utilize the knowledge acquired in the City of Tallahassee's Regional *United We Guide* pilot that was conducted in 2011 to put a mobility manager in place to addresses safe mobility for seniors and/or alternative transportation for all mobility challenged residents in Gadsden County. The City of Tallahassee will coordinate regional efforts and provide materials (guidebooks) and support. The goal of this project is to reduce the number of Florida resident road users age 65 and older killed as a result of crash involvement by 2.5% from the 2010 calendar base year by December 31, 2012.

**Budget:** \$35,000

---

**Project Number:** RS-12-15-11

**Project Title:** United We Guide – Jefferson County

**Project Description:** Jefferson County will utilize the knowledge acquired in the City of Tallahassee's Regional *United We Guide* pilot that was conducted in 2011 to put a mobility manager in place to addresses safe mobility for seniors and/or alternative transportation for all mobility challenged residents in Jefferson County. The City of Tallahassee will coordinate regional efforts and provide materials (guidebooks) and support. The goal of this project is to reduce the number of Florida resident road users age 65 and older killed as a result of crash involvement by 2.5% from the 2010 calendar base year by December 31, 2012.

**Budget:** \$35,000

---

## Roadway Safety Program Area

| Roadway Safety Budget Summary |   |              |       |               |
|-------------------------------|---|--------------|-------|---------------|
| Project Number                | Project Title/Agency  | Budget       | Match | Budget Source |
| RS-12-15-01                   | Elder Road User Program – Car Fit/ Senior Resource Alliance                     | \$200,000    | \$0   | 402           |
| RS-12-15-02                   | Comprehensive Older Driver Program/Florida State University                     | \$300,000    | \$0   | 402           |
| RS-12-15-03                   | Elder Road User Information System/University of Florida                        | \$68,961     | \$0   | 402           |
| RS-12-15-04                   | United We Guide – St. Johns County Regional Coordination/St Johns County        | \$110,000    | \$0   | 402           |
| RS-12-15-05                   | United We Guide – City of Tallahassee Regional Coordination/City of Tallahassee | \$105,000    | \$0   | 402           |
| RS-12-15-06                   | United We Guide – Polk County Local Implementation/Polk County Transit Services | \$40,000     | \$0   | 402           |
| RS-12-15-07                   | Emergency Response Roadway Safety/Miami-Dade Fire and Rescue                    | \$76,090     | \$0   | 402           |
| RS-12-15-08                   | Work Zone Safety Overview for Field Level Personnel/University of Florida       | \$60,000     | \$0   | 402           |
| RS-12-15-09                   | United We Guide – Wakulla County/TBD  | \$35,000     | \$0   | 402           |
| RS-12-15-10                   | United We Guide – Gadsden County/TBD  | \$35,000     | \$0   | 402           |
| RS-12-15-11                   | United We Guide – Jefferson County/TBD  | \$35,000     | \$0   | 402           |
|                               | 402 Total   | \$1,065,051  | \$0   |               |
|                               | Total All Funds   | \$1,065,0651 | \$0   |               |





**Project Number:** RS-12-15-03

**Project Title:** Elder Road User Information System

**Project Description:** The University of Florida will continue to utilize prior experience, current expectations, and future demands to develop, build, pilot test, and refine and enhance the database system, automate functions, incorporate Spanish or other language options, etc., to better meet the goal for long term sustainability. The goal of this project is to develop and maintain a database that supports Florida senior safety resource centers, safe and mobile seniors.org, and the United We Guide concept.

**Budget:** \$68,961

---

**Project Number:** RS-12-15-04

**Project Title:** Emergency Response Roadway Safety Coordination

**Project Description:** ~~St. Johns County will~~ continue the *United We Guide* pilot that was conducted there in 2009 and implemented in 2010/11 to transition this local program into a regional program that puts Mobility Managers in place to addresses safe mobility for seniors and/or alternative transportation for all mobility challenged residents in St. Johns, Duval, and Putnam Counties. The goal of this project is to reduce the number of Florida resident road users age 65 and older killed as a result of crash involvement by 2.5% from the 2010 calendar base year by December 31, 2012.

**Budget:** \$110,000

---

**Project Number:** RS-12-15-05

**Project Title:** United We Guide – City of Tallahassee Regional Coordination

**Project Description:** The City of Tallahassee (Star Metro) will utilize the knowledge acquired in the *United We Guide* pilot that was conducted in 2011 to implement their regional program to put Mobility Managers in place to addresses safe mobility for seniors and/or alternative transportation for all mobility challenged residents in Leon, Wakulla, Gadsden and Jefferson Counties. The pilot proved that a better fit would be for the City of Tallahassee to coordinate regional efforts and provide materials (guidebooks) and support while Wakulla, Gadsden, and Jefferson Counties put their own mobility managers in place. Separate grants will be awarded to each of these counties for mobility managers. The goal of this project is to reduce the number of Florida resident road users age 65 and older killed as a result of crash involvement by 2.5% from the 2010 calendar base year by December 31, 2012.

**Budget:** \$105,000

---

- Goal:**
1. To reduce the number of road users age 65 and older fatalities by 2.5% from the 2010 base year by December 31, 2012.
  2. To provide secondary crash prevention on Florida's roadways in 2012.
- 

**Section 402**

**Project Number:** RS-12-15-01

**Project Title:** Elder Road User Program – Car Fit

**Project Description:** The Area Agency on Aging of Central Florida, DBA The Senior Resource Alliance, will continue to conduct train-the-trainer classes and consumer "Car Fit" events statewide. CarFit is a national educational program created by the American Society on Aging and developed in collaboration with the American Automobile Association, AARP, and the American Occupational Therapy Association. CarFit offers older adults the opportunity to check out how well their personal vehicles "fit" them and information and materials for community-specific resources and activities that should enhance their safety as drivers and increase their mobility in the community. The goal of this project is to reduce the number of Florida resident road users age 65 and older killed as a result of crash involvement by 2.5% from the 2010 calendar base year by December 31, 2012.

**Budget:** \$200,000

---

**Project Number:** RS-12-15-02

**Project Title:** Comprehensive Older Driver Program

**Project Description:** Florida State University's Pepper Institute will assist Florida's Safe Mobility for Life Coalition in the implementation of their strategic plan, support coalition meetings, assist in program management, and conduct the programs evaluation. The goal of this project is to develop a broad based comprehensive plan to reduce the number of Florida's aging road users killed as a result of crash involvement by 2.5% from the 2010 calendar base year by December 31, 2012.

**Budget:** \$300,000

---

**CERTIFICATION  
AND  
ASSURANCES**



## STATE CERTIFICATIONS AND ASSURANCES

Failure to comply with applicable Federal statutes, regulations and directives may subject State officials to civil or criminal penalties and/or place the State in a high risk grantee status in accordance with 49 CFR 18.12.

Each fiscal year the State will sign these Certifications and Assurances that the State complies with all applicable Federal statutes, regulations, and directives in effect with respect to the periods for which it receives grant funding. Applicable provisions include, but not limited to, the following:

- 23 U.S.C. Chapter 4- Highway Safety Act of 1966, as amended
- 49 CFR Part 18 -Uniform Administrative Requirements for Grants and Cooperative Agreements to State and Local Governments
- 23 CFR Chapter ii-(§§ 1200, 1205, 1206, 1250, 1251, & 1252) Regulations governing highway safety programs
- NHTSA Order 462-6C - Matching Rates for State and Community Highway Safety Programs
- Highway Safety Grant Funding Policy for Field-Administered Grants

### Certifications and Assurances

#### Section 402 Requirements

The Governor is responsible for the administration of the State highway safety program through a State highway safety agency which has adequate powers and is suitably equipped and organized (as evidenced by appropriate oversight procedures governing such areas as procurement, financial administration, and the use, management, and disposition of equipment) to carry out the program (23 USC 402(b) (1) (A));

The political subdivisions of this State are authorized, as part of the State highway safety program, to carry out within their jurisdictions local highway safety programs which have been approved by the Governor and are in accordance with the uniform guidelines promulgated by the Secretary of Transportation (23 USC 402(b) (1) (B));

At least 40 per cent of all Federal funds apportioned to this State under 23 USC 402 for this fiscal year will be expended by or for the benefit of the political subdivision of the



State in carrying out local highway safety programs (23 USC 402(b) (1) (C)), unless this requirement is waived in writing;

This State's highway safety program provides adequate and reasonable access for the safe and convenient movement of physically handicapped persons, including those in wheelchairs, across curbs constructed or replaced on or after July 1, 1976, at all pedestrian crosswalks (23 USC 402(b) (1) (D));

The State will implement activities in support of national highway safety goals to reduce motor vehicle related fatalities that also reflect the primary data-related crash factors within the State as identified by the State highway safety planning process, including:

- National law enforcement mobilizations,
- Sustained enforcement of statutes addressing impaired driving, occupant protection, and driving in excess of posted speed limits,
- An annual statewide safety belt use survey in accordance with criteria established by the Secretary for the measurement of State safety belt use rates to ensure that the measurements are accurate and representative,
- Development of statewide data systems to provide timely and effective data analysis to support allocation of highway safety resources.

(23 USC 402 (b)(1)(E));

The State shall actively encourage all relevant law enforcement agencies in the State to follow the guidelines established for vehicular pursuits issued by the International Association of Chiefs of Police that are currently in effect. (23 USC 402(1)).

#### Other Federal Requirements

Cash drawdowns will be initiated only when actually needed for disbursement. 49 CFR 18.20

Cash disbursements and balances will be reported in a timely manner as required by NHTSA. 49 CFR 18.21.

The same standards of timing and amount, including the reporting of cash disbursement and balances, will be imposed upon any secondary recipient organizations. 49 CFR 18.41.

Failure to adhere to these provisions may result in the termination of drawdown privileges.

The State has submitted appropriate documentation for review to the single point of contact designated by the Governor to review Federal programs, as required by Executive Order 12372 (Intergovernmental Review of Federal Programs);





Equipment acquired under this agreement for use in highway safety program areas shall be used and kept in operation for highway safety purposes by the State; or the State, by formal agreement with appropriate officials of a political subdivision or State agency, shall cause such equipment to be used and kept in operation for highway safety purposes 23 CFR 1200.21

The State will comply with all applicable State procurement procedures and will maintain a financial management system that complies with the minimum requirements of 49 CFR 18.20;

### **Federal Funding Accountability and Transparency Act (FFATA)**

The State will comply with FFATA guidance, OMB Guidance on FFATA Subaward and Executive Compensation Reporting, August 27, 2010, ([https://www.fsrs.gov/documents/OMB\\_Guidance\\_on\\_FFATA\\_Subaward\\_and\\_Executive\\_Compensation\\_Reporting\\_08272010.pdf](https://www.fsrs.gov/documents/OMB_Guidance_on_FFATA_Subaward_and_Executive_Compensation_Reporting_08272010.pdf)) by reporting to FSRS.gov for each sub-grant awarded:

- Name of the entity receiving the award;
- Amount of the award;
- Information on the award including transaction type, funding agency, the North American Industry Classification System code or Catalog of Federal Domestic Assistance number (where applicable), program source;
- Location of the entity receiving the award and the primary location of performance under the award, including the city, State, congressional district, and country; , and an award title descriptive of the purpose of each finding action;
- A unique identifier (DUNS);
- The names and total compensation of the five most highly compensated officers of the entity if-- of the entity receiving the award and of the parent entity of the recipient, should the entity be owned by another entity;
  - (i) the entity in the preceding fiscal year received-
    - (I) 80 percent or more of its annual gross revenues in Federal awards; and(II) \$25,000,000 or more in annual gross revenues from Federal awards; and(ii) the public does not have access to information about the compensation of the senior executives of the entity through periodic reports filed under section 13(a) or 15(d) of the Securities Exchange Act of 1934 (15 U.S.C. 78m(a), 78o(d)) or section 6104 of the Internal Revenue Code of 1986;
- o Other relevant information specified by OMB guidance.

The State highway safety agency will comply with all Federal statutes and implementing regulations relating to nondiscrimination. These include but are not limited to: (a) Title VI of the Civil Rights Act of 1964 (P.L. 88-352) which prohibits discrimination on the basis of race, color or national origin (and 49 CFR Part 21); (b) Title IX of the Education Amendments of 1972, as



amended (20 U.S.C. §§ 1681-1683, and 1685-1686), which prohibits discrimination on the basis of sex; (c) Section 504 of the Rehabilitation Act of 1973, as amended (29 U.S.C. §794) and the Americans with Disabilities Act of 1990 (42 USC§ 12101, *et seq.*; PL 101-336), which prohibits discrimination on the basis of disabilities (and 49 CFR Part 27); (d) the Age Discrimination Act of 1975, as amended (42U.S.C. §§ 6101-6107), which prohibits discrimination on the basis of age; (e) the Drug Abuse Office and Treatment Act of 1972 (P.L. 92-255), as amended, relating to nondiscrimination on the basis of drug abuse; (f) the comprehensive Alcohol Abuse and Alcoholism Prevention, Treatment and Rehabilitation Act of 1970(P.L. 91-616), as amended, relating to nondiscrimination on the basis of alcohol abuse of alcoholism; (g) §§ 523 and 527 of the Public Health Service Act of 1912 (42 U.S.C. §§ 290 dd-3 and 290 ee-3), as amended, relating to confidentiality of alcohol and drug abuse patient records; (h) Title VIII of the Civil Rights Act of 1968 (42 U.S.C. §§ 3601 et seq.), as amended, relating to nondiscrimination in the sale, rental or financing of housing; (i) any other nondiscrimination provisions in the specific statute(s) under which application for Federal assistance is being made; The Civil Rights Restoration Act of 1987, which provides that any portion of a state or local entity receiving federal funds will obligate all programs or activities of that entity to comply with these civil rights laws; and, (k) the requirements of any other nondiscrimination statute(s) which may apply to the application.

**The Drug-free Workplace Act of 1988(41 U.S.C. 702);:**

The State will provide a drug-free workplace by:

- a. Publishing a statement notifying employees that the unlawful manufacture, distribution, dispensing, possession or use of a controlled substance is prohibited in the grantee's workplace and specifying the actions that will be taken against employees for violation of such prohibition;
- b. Establishing a drug-free awareness program to inform employees about:
  1. The dangers of drug abuse in the workplace.
  2. The grantee's policy of maintaining a drug-free workplace.
  3. Any available drug counseling, rehabilitation, and employee assistance programs.
  4. The penalties that may be imposed upon employees for drug violations occurring in the workplace.
- c. Making it a requirement that each employee engaged in the performance of the grant be given a copy of the statement required by paragraph (a).



- d. Notifying the employee in the statement required by paragraph (a) that, as a condition of employment under the grant, the employee will --
  - 1. Abide by the terms of the statement.
  - 2. Notify the employer of any criminal drug statute conviction for a violation occurring in the workplace no later than five days after such conviction.
- e. Notifying the agency within ten days after receiving notice under subparagraph (d) (2) from an employee or otherwise receiving actual notice of such conviction.
- f. Taking one of the following actions, within 30 days of receiving notice under subparagraph (d) (2), with respect to any employee who is so convicted -
  - 1. Taking appropriate personnel action against such an employee, up to and including termination.
  - 2. Requiring such employee to participate satisfactorily in a drug abuse assistance or rehabilitation program approved for such purposes by a Federal, State, or local health, law enforcement, or other appropriate agency.
- g. Making a good faith effort to continue to maintain a drug-free workplace through implementation of paragraphs (a), (b), (c), (d), (e), and (f) above.

### **BUY AMERICA ACT**

The State will comply with the provisions of the Buy America Act (49 U.S.C. 5323(j)) which contains the following requirements:

Only steel, iron and manufactured products produced in the United States may be purchased with Federal funds unless the Secretary of Transportation determines that such domestic purchases would be inconsistent with the public interest; that such materials are not reasonably available and of a satisfactory quality; or that inclusion of domestic materials will increase the cost of the overall project contract by more than 25 percent. Clear justification for the purchase of non-domestic items must be in the form of a waiver request submitted to and approved by the Secretary of Transportation.

### **POLITICAL ACTIVITY (HATCH ACT).**

The State will comply, as applicable, with provisions of the Hatch Act (5 U.S.C. §§1501-1508 and 7324-7328) which limit the political activities of employees whose principal employment activities are funded in whole or in part with Federal funds.



## **CERTIFICATION REGARDING FEDERAL LOBBYING**

Certification for Contracts, Grants, Loans, and Cooperative Agreements

The undersigned certifies, to the best of his or her knowledge and belief, that:

1. No Federal appropriated funds have been paid or will be paid, by or on behalf of the undersigned, to any person for influencing or attempting to influence an officer or employee of any agency, a Member of Congress, an officer or employee of Congress, or an employee of a Member of Congress in connection with the awarding of any Federal contract, the making of any Federal grant, the making of any Federal loan, the entering into of any cooperative agreement, and the extension, continuation, renewal, amendment, or modification of any Federal contract, grant, loan, or cooperative agreement.
2. If any funds other than Federal appropriated funds have been paid or will be paid to any person for influencing or attempting to influence an officer or employee of any agency, a Member of Congress, an officer or employee of Congress, or an employee of a Member of Congress in connection with this Federal contract, grant, loan, or cooperative agreement, the undersigned shall complete and submit Standard Form-LLL, "Disclosure Form to Report Lobbying," in accordance with its instructions.
3. The undersigned shall require that the language of this certification be included in the award documents for all sub-award at all tiers (including subcontracts, subgrants, and contracts under grant, loans, and cooperative agreements) and that all subrecipients shall certify and disclose accordingly.

This certification is a material representation of fact upon which reliance was placed when this transaction was made or entered into. Submission of this certification is a prerequisite for making or entering into this transaction imposed by section 1352, title 31, U.S. Code. Any person who fails to file the required certification shall be subject to a civil penalty of not less than \$10,000 and not more than \$100,000 for each such failure.

## **RESTRICTION ON STATE LOBBYING**

None of the funds under this program will be used for any activity specifically designed to urge or influence a State or local legislator to favor or oppose the adoption of any specific legislative proposal pending before any State or local legislative body. Such activities include both direct and indirect (e.g., "grassroots") lobbying activities, with one exception. This does not preclude a State official whose salary is supported with NHTSA funds from engaging in direct communications with State or local legislative officials, in accordance with customary State practice, even if such communications urge legislative officials to favor or oppose the adoption of a specific pending legislative proposal.





## **CERTIFICATION REGARDING DEBARMENT AND SUSPENSION**

### Instructions for Primary Certification

1. By signing and submitting this proposal, the prospective primary participant is providing the certification set out below.
2. The inability of a person to provide the certification required below will not necessarily result in denial of participation in this covered transaction. The prospective participant shall submit an explanation of why it cannot provide the certification set out below. The certification or explanation will be considered in connection with the department or agency's determination whether to enter into this transaction. However, failure of the prospective primary participant to furnish a certification or an explanation shall disqualify such person from participation in this transaction.
3. The certification in this clause is a material representation of fact upon which reliance was placed when the department or agency determined to enter into this transaction. If it is later determined that the prospective primary participant knowingly rendered an erroneous certification, in addition to other remedies available to the Federal Government, the department or agency may terminate this transaction for cause or default.
4. The prospective primary participant shall provide immediate written notice to the department or agency to which this proposal is submitted if at any time the prospective primary participant learns its certification was erroneous when submitted or has become erroneous by reason of changed circumstances.
5. The terms *covered transaction*, *debarred*, *suspended*, *ineligible*, *lower tier covered transaction*, *participant*, *person*, *primary covered transaction*, *principal*, *proposal*, and *voluntarily excluded*, as used in this clause, have the meaning set out in the Definitions and coverage sections of 49 CFR Part 29. You may contact the department or agency to which this proposal is being submitted for assistance in obtaining a copy of those regulations.
6. The prospective primary participant agrees by submitting this proposal that, should the proposed covered transaction be entered into, it shall not knowingly enter into any lower tier covered transaction with a person who is proposed for debarment under 48 CFR Part 9, subpart 9.4, debarred, suspended, declared ineligible, or voluntarily excluded from participation in this covered transaction, unless authorized by the department or agency entering into this transaction.
7. The prospective primary participant further agrees by submitting this proposal that it will include the clause titled "Certification Regarding Debarment, Suspension, Ineligibility and Voluntary Exclusion-Lower Tier Covered Transaction,"<sup>11</sup> provided by the



department or agency entering into this covered transaction, without modification , in all lower tier covered transactions and in all solicitations for lower tier covered transactions.

8. A participant in a covered transaction may rely upon a certification of a prospective participant in a lower tier covered transaction that it is not proposed for debarment under 48 CFR Part 9, subpart 9.4, debarred, suspended, ineligible, or voluntarily excluded from the covered transaction, unless it knows that the certification is erroneous. A participant may decide the method and frequency by which it determines the eligibility of its principals. Each participant may, but is not required to, check the list of Parties Excluded from Federal Procurement and Non-procurement Programs.

9. Nothing contained in the foregoing shall be construed to require establishment of a system of records in order to render in good faith the certification required by this clause. The knowledge and information of a participant is not required to exceed that which is normally possessed by a prudent person in the ordinary course of business dealings.

10. Except for transactions authorized under paragraph 6 of these instructions, if a participant in a covered transaction knowingly enters into a lower tier covered transaction with a person who is proposed for debarment under 48 CFR Part 9, subpart 9.4, suspended, debarred, ineligible, or voluntarily excluded from participation in this transaction, in addition to other remedies available to the Federal Government, the department or agency may terminate this transaction for cause or default.

*Certification Regarding Debarment, Suspension, and Other Responsibility Matters-  
Primary Covered Transactions*

(1) The prospective primary participant certifies to the best of its knowledge and belief, that its principals:

(a) Are not presently debarred, suspended, proposed for debarment, declared ineligible, or voluntarily excluded by any Federal department or agency;

(b) Have not within a three-year period preceding this proposal been convicted of or had a civil judgment rendered against them for commission of fraud or a criminal offense in connection with obtaining, attempting to obtain, or performing a public (Federal, State or local) transaction or contract under a public transaction; violation of Federal or State antitrust statutes or commission of embezzlement, theft, forgery, bribery, falsification or destruction of record, making false statements, or receiving stolen property;

(c) Are not presently indicted for or otherwise criminally or civilly charged by a governmental entity (Federal, State or Local) with commission of any of the offenses enumerated in paragraph (1)(b) of this certification; and



(d) Have not within a three-year period preceding this application/proposal had one or more public transactions (Federal, State, or local) terminated for cause or default.

(2) Where the prospective primary participant is unable to certify to any of the Statements in this certification, such prospective participant shall attach an explanation to this proposal.

### Instructions for Lower Tier Certification

1. By signing and submitting this proposal, the prospective lower tier participant is providing the certification set out below.
2. The certification in this clause is a material representation of fact upon which reliance was placed when this transaction was entered into. If it is later determined that the prospective lower tier participant knowingly rendered an erroneous certification, in addition to other remedies available to the Federal government, the department or agency with which this transaction originated may pursue available remedies, including suspension and/or debarment.
3. The prospective lower tier participant shall provide immediate written notice to the person to which this proposal is submitted if at any time the prospective lower tier participant learns that its certification was erroneous when submitted or has become erroneous by reason of changed circumstances.
4. The terms *covered transaction, debarred, suspended, ineligible, lower tier covered transaction, participant, person, primary covered transaction, principal, proposal, and voluntarily excluded*, as used in this clause, have the meanings set out in the Definition and Coverage sections of 49 CFR Part 29. You may contact the person to whom this proposal is submitted for assistance in obtaining a copy of those regulations.
5. The prospective lower tier participant agrees by submitting this proposal that, should the proposed covered transaction be entered into, it shall not knowingly enter into any lower tier covered transaction with a person who is proposed for debarment under 48 CFR Part 9, subpart 9.4, debarred, suspended, declared ineligible, or voluntarily excluded from participation in this covered transaction, unless authorized by the department or agency with which this transaction originated.
6. The prospective lower tier participant further agrees by submitting this proposal that it will include the clause titled "Certification Regarding Debarment, Suspension, Ineligibility and Voluntary Exclusion-- Lower Tier Covered Transaction," without modification, in all lower tier covered transactions and in all solicitations for lower tier covered transactions. (See below)
7. A participant in a covered transaction may rely upon a certification of a prospective participant in a lower tier covered transaction that it is not proposed for debarment under



48 CFR Part 9, subpart 9.4, debarred, suspended, ineligible, or voluntarily excluded from the covered transaction, unless it knows that the certification is erroneous. A participant may decide the method and frequency by which it determines the eligibility of its principals. Each participant may, but is not required to, check the List of Parties Excluded from Federal Procurement and Non-procurement Programs.

8. Nothing contained in the foregoing shall be construed to require establishment of a system of records in order to render in good faith the certification required by this clause. The knowledge and information of a participant is not required to exceed that which is normally possessed by a prudent person in the ordinary course of business dealings.

9. Except for transactions authorized under paragraph 5 of these instructions, if a participant in a covered transaction knowingly enters into a lower tier covered transaction with a person who is proposed for debarment under 48 CFR Part 9, subpart 9.4, suspended, debarred, ineligible, or voluntarily excluded from participation in this transaction, in addition to other remedies available to the Federal government, the department or agency with which this transaction originated may pursue available remedies, including suspension and/or debarment.

*Certification Regarding Debarment, Suspension, Ineligibility and Voluntary Exclusion -- Lower Tier Covered Transactions:*

1. The prospective lower tier participant certifies, by submission of this proposal, that neither it nor its principals is presently debarred, suspended, proposed for debarment, declared ineligible, or voluntarily excluded from participation in this transaction by any Federal department or agency.

2. Where the prospective lower tier participant is unable to certify to any of the statements in this certification, such prospective participant shall attach an explanation to this proposal.

#### POLICY TO BAN TEXT MESSAGING WHILE DRIVING

In accordance with Executive Order 13513, Federal Leadership On Reducing Text Messaging While Driving, and DOT Order 3902.10, Text Messaging While Driving, States are encouraged *to*:

- (1) Adopt and enforce workplace safety policies to decrease crashes caused by distracted driving including policies to ban text messaging while driving-
  - a. Company-owned or -rented vehicles, or Government-owned, leased or rented vehicles; or
  - b. Privately-owned when on official Government business or when performing any work on or behalf of the Government.
- (2) Conduct workplace safety initiatives in a manner commensurate with the size of the business, such as –

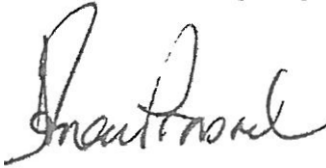




- a. Establishment of new rules and programs or re-evaluation of existing programs to prohibit text messaging while driving; and
- b. Education, awareness, and other outreach to employees about the safety risks associated with texting while driving.

**ENVIRONMENTAL IMPACT**

The Governor's Representative for Highway Safety has reviewed the State's Fiscal Year highway safety planning document and hereby declares that no significant environmental impact will result from implementing this Highway Safety Plan. If, under a future revision, this Plan will be modified in such a manner that a project would be instituted that could affect environmental quality to the extent that a review and statement would be necessary, this office is prepared to take the action necessary to comply with the National Environmental Policy Act of 1969 (42 USC 4321 et seq.) and the implementing regulations of the Council on Environmental Quality (40 CFR Parts 1500-1517).



\_\_\_\_\_  
Governor's Representative for Highway Safety

FLORIDA

\_\_\_\_\_  
State or Commonwealth

ZO!L For  
Fiscal Year

B/z.t.p/wl!  
Date



**U.S. Department of Transportation National Highway Traffic Safety Administration**

| State: Florida                          |  | Highway Safety Plan Cost Summary |                              |                |               |                | Page: 1                 |                |
|---|--|----------------------------------|------------------------------|----------------|---------------|----------------|-------------------------|----------------|
|   |  | 2012-HSP-3                       |                              |                |               |                | Report Date: 09/23/2011 |                |
|   |  | For Approval                     |                              |                |               |                |                         |                |
| Program Area                            | Project                                | Desc.                            | Prior Approved Program Funds | State Funds    | Previous Bal. | Incre/(Decre)  | Current Balance         | Share to Local |
| <b>NHTSA</b>                            |  |                                  |                              |                |               |                |                         |                |
| NHTSA 402                               |  |                                  |                              |                |               |                |                         |                |
| <b>Planning and Administration</b>      |  |                                  |                              |                |               |                |                         |                |
|   | PA-2012-00-00-00                       |                                  | \$ .00                       | \$280,920.00   | \$ .00        | \$280,920.00   | \$280,920.00            | \$ .00         |
|   | Planning & Administration Total        |                                  | \$ .00                       | \$280,920.00   | \$ .00        | \$280,920.00   | \$280,920.00            | \$ .00         |
| <b>Alcohol</b>                          |  |                                  |                              |                |               |                |                         |                |
|   | AL-2012-00-00-00                       |                                  | \$ .00                       | \$1,100,000.00 | \$ .00        | \$2,285,092.00 | \$2,285,092.00          | \$807,525.00   |
|   | Alcohol Total                          |                                  | \$ .00                       | \$1,100,000.00 | \$ .00        | \$2,285,092.00 | \$2,285,092.00          | \$807,525.00   |
| <b>Motorcycle Safety</b>                |  |                                  |                              |                |               |                |                         |                |
|   | MC-2012-00-00-00                       |                                  | \$ .00                       | \$ .00         | \$ .00        | \$1,250,342.00 | \$1,250,342.00          | \$874,712.00   |
|   | Motorcycle Safety Total                |                                  | \$ .00                       | \$ .00         | \$ .00        | \$1,250,342.00 | \$1,250,342.00          | \$874,712.00   |
| <b>Occupant Protection</b>              |  |                                  |                              |                |               |                |                         |                |
|   | OP-2012-00-00-00                       |                                  | \$ .00                       | \$1,000,000.00 | \$ .00        | \$2,119,554.00 | \$2,119,554.00          | \$1,101,530.00 |
|   | Occupant Protection Total              |                                  | \$ .00                       | \$1,000,000.00 | \$ .00        | \$2,119,554.00 | \$2,119,554.00          | \$1,101,530.00 |
| <b>Pedestrian/Bicycle Safety</b>        |  |                                  |                              |                |               |                |                         |                |
|   | PS-2012-00-00-00                       |                                  | \$ .00                       | \$ .00         | \$ .00        | \$1,637,405.00 | \$1,637,405.00          | \$1,520,211.00 |
|   | Pedestrian/Bicycle Safety Total        |                                  | \$ .00                       | \$ .00         | \$ .00        | \$1,637,405.00 | \$1,637,405.00          | \$1,520,211.00 |
| <b>Police Traffic Services</b>          |  |                                  |                              |                |               |                |                         |                |
|   | PT-2012-00-00-00                       |                                  | \$ .00                       | \$1,000,000.00 | \$ .00        | \$4,432,477.00 | \$4,432,477.00          | \$1,234,350.00 |
|   | Police Traffic Services Total          |                                  | \$ .00                       | \$1,000,000.00 | \$ .00        | \$4,432,477.00 | \$4,432,477.00          | \$1,234,350.00 |
| <b>Traffic Records</b>                  |  |                                  |                              |                |               |                |                         |                |
|   | TR-2012-00-00-00                       |                                  | \$ .00                       | \$ .00         | \$ .00        | \$585,650.00   | \$585,650.00            | \$13,800.00    |
|   | Traffic Records Total                  |                                  | \$ .00                       | \$ .00         | \$ .00        | \$585,650.00   | \$585,650.00            | \$13,800.00    |
| <b>Community Traffic Safety Project</b> |  |                                  |                              |                |               |                |                         |                |
|   | CP-2012-00-00-00                       |                                  | \$ .00                       | \$ .00         | \$ .00        | \$836,177.00   | \$836,177.00            | \$461,177.00   |
|   | Community Traffic Safety Project Total |                                  | \$ .00                       | \$ .00         | \$ .00        | \$836,177.00   | \$836,177.00            | \$461,177.00   |

**U.S. Department of Transportation National Highway Traffic Safety Administration**

| State: Florida                     |  | Highway Safety Plan Cost Summary |                              |                       |               |                        | Page: 2                 |                       |  |
|------------------------------------|--|----------------------------------|------------------------------|-----------------------|---------------|------------------------|-------------------------|-----------------------|--|
|                                    |  | 2012-HSP-3                       |                              |                       |               |                        | Report Date: 09/23/2011 |                       |  |
|                                    |  | For Approval                     |                              |                       |               |                        |                         |                       |  |
| Program Area                       | Project                                  | Desc.                            | Prior Approved Program Funds | State Funds           | Previous Bal. | Incre/(Decre)          | Current Balance         | Share to Local        |  |
| <b>Roadway Safety</b>              |  |                                  |                              |                       |               |                        |                         |                       |  |
|                                    | RS-2012-00-00-00                         |                                  | \$ .00                       | \$ .00                | \$ .00        | \$1,065,051.00         | \$1,065,051.00          | \$1,065,051.00        |  |
|                                    | Roadway Safety Total                     |                                  | \$ .00                       | \$ .00                | \$ .00        | \$1,065,051.00         | \$1,065,051.00          | \$1,065,051.00        |  |
| <b>Speed Control</b>               |  |                                  |                              |                       |               |                        |                         |                       |  |
|                                    | SC-2012-00-00-00                         |                                  | \$ .00                       | \$ .00                | \$ .00        | \$578,979.00           | \$578,979.00            | \$578,979.00          |  |
|                                    | Speed Control Total                      |                                  | \$ .00                       | \$ .00                | \$ .00        | \$578,979.00           | \$578,979.00            | \$578,979.00          |  |
| <b>Paid Advertising</b>            |  |                                  |                              |                       |               |                        |                         |                       |  |
|                                    | PM-2012-00-00-00                         |                                  | \$ .00                       | \$ .00                | \$ .00        | \$820,000.00           | \$820,000.00            | \$ .00                |  |
|                                    | Paid Advertising Total                   |                                  | \$ .00                       | \$ .00                | \$ .00        | \$820,000.00           | \$820,000.00            | \$ .00                |  |
|                                    | <b>NHTSA 402 Total</b>                   |                                  | <b>\$ .00</b>                | <b>\$3,380,920.00</b> | <b>\$ .00</b> | <b>\$15,891,647.00</b> | <b>\$15,891,647.00</b>  | <b>\$7,657,335.00</b> |  |
| <b>405 OP SAFETEA-LU</b>           |  |                                  |                              |                       |               |                        |                         |                       |  |
|                                    | K2PM-2012-00-00-00                       |                                  | \$ .00                       | \$1,069,827.00        | \$ .00        | \$1,426,435.00         | \$1,426,435.00          | \$ .00                |  |
|                                    | 405 Occupant Protection Paid Media Total |                                  | \$ .00                       | \$1,069,827.00        | \$ .00        | \$1,426,435.00         | \$1,426,435.00          | \$ .00                |  |
| <b>408 Data Program SAFETEA-LU</b> |  |                                  |                              |                       |               |                        |                         |                       |  |
|                                    | K9-2012-00-00-00                         |                                  | \$ .00                       | \$313,110.00          | \$ .00        | \$1,565,548.00         | \$1,565,548.00          | \$ .00                |  |
|                                    | 408 Data Program Incentive Total         |                                  | \$ .00                       | \$313,110.00          | \$ .00        | \$1,565,548.00         | \$1,565,548.00          | \$ .00                |  |
| <b>410 Alcohol SAFETEA-LU</b>      |  |                                  |                              |                       |               |                        |                         |                       |  |
|                                    | K8-2012-00-00-00                         |                                  | \$ .00                       | \$6,622,324.00        | \$ .00        | \$5,031,766.00         | \$5,031,766.00          | \$ .00                |  |
|                                    | 410 Alcohol SAFETEA-LU Total             |                                  | \$ .00                       | \$6,622,324.00        | \$ .00        | \$5,031,766.00         | \$5,031,766.00          | \$ .00                |  |
|                                    | 410 Alcohol SAFETEA-LU Paid Media        |                                  |                              |                       |               |                        |                         |                       |  |
|                                    | K8PM-2012-00-00-00                       |                                  | \$ .00                       | \$ .00                | \$ .00        | \$3,798,000.00         | \$3,798,000.00          | \$ .00                |  |
|                                    | 410 Alcohol SAFETEA-LU PM Total          |                                  | \$ .00                       | \$ .00                | \$ .00        | \$3,798,000.00         | \$3,798,000.00          | \$ .00                |  |
|                                    | 410 Alcohol SAFETEA-LU Total             |                                  | \$ .00                       | \$6,622,324.00        | \$ .00        | \$8,829,766.00         | \$8,829,766.00          | \$ .00                |  |

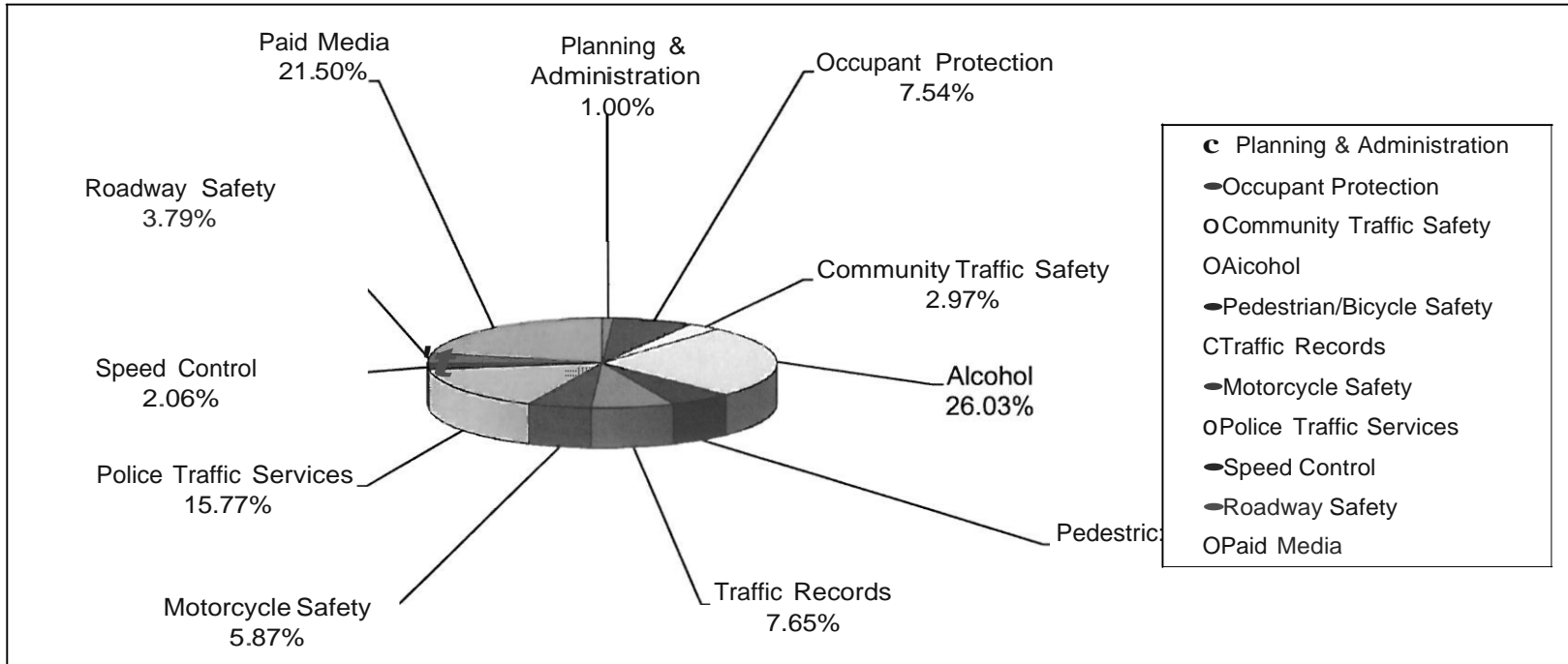
**U.S. Department of Transportation National Highway Traffic Safety Administration**

| State: Florida                |                                      | Highway Safety Plan Cost Summary |                              |                 |               |                 | Page: 3                 |                |
|-------------------------------|--------------------------------------|----------------------------------|------------------------------|-----------------|---------------|-----------------|-------------------------|----------------|
|                               |                                      | 2012-HSP-3                       |                              |                 |               |                 | Report Date: 09/23/2011 |                |
|                               |                                      | For Approval                     |                              |                 |               |                 |                         |                |
| Program Area                  | Project                              | Desc.                            | Prior Approved Program Funds | State Funds     | Previous Bal. | Incre/(Decre)   | Current Balance         | Share to Local |
| <b>2010 Motorcycle Safety</b> |                                      |                                  |                              |                 |               |                 |                         |                |
|                               | K6-2012-00-00-00                     |                                  | \$ .00                       | \$ .00          | \$ .00        | \$400,000.00    | \$400,000.00            | \$ .00         |
|                               | 2010 Motorcycle Safety Incent. Total |                                  | \$ .00                       | \$ .00          | \$ .00        | \$400,000.00    | \$400,000.00            | \$ .00         |
|                               | 2010 Motorcycle Safety Total         |                                  | \$ .00                       | \$ .00          | \$ .00        | \$400,000.00    | \$400,000.00            | \$ .00         |
|                               | <b>NHTSA Total</b>                   |                                  | \$ .00                       | \$11,386,181.00 | \$ .00        | \$28,113,396.00 | \$28,113,396.00         | \$7,657,335.00 |
|                               | <b>Total</b>                         |                                  | \$ .00                       | \$11,386,181.00 | \$ .00        | \$28,113,396.00 | \$28,113,396.00         | \$7,657,335.00 |

**Financial Summary**

**FY 2012 Highway Safety Performance Plan**

| Program Area              | 402             | 405 (K2)       | 410 (K8)       | 408            | 2010         | Total           | %of Total |
|---------------------------|-----------------|----------------|----------------|----------------|--------------|-----------------|-----------|
| Planning & Administration | \$280,920.00    |                |                |                |              | \$280,920.00    | 1.00%     |
| Occupant Protection       | \$2,119,554.00  |                |                |                |              | \$2,119,554.00  | 7.54%     |
| Community Traffic Safety  | \$836,177.00    |                |                |                |              | \$836,177.00    | 2.97%     |
| Alcohol                   | \$2,285,092.00  |                | \$5,031,766.00 |                |              | \$7,316,858.00  | 26.03%    |
| Pedestrian/Bicycle Safety | \$1,637,405.00  |                |                |                |              | \$1,637,405.00  | 5.82%     |
| Traffic Records           | \$585,650.00    |                |                | \$1,565,548.00 |              | \$2,151,198.00  | 7.65%     |
| Motorcycle Safety         | \$1,250,342.00  |                |                |                | \$400,000.00 | \$1,650,342.00  | 5.87%     |
| Police Traffic Services   | \$4,432,477.00  |                |                |                |              | \$4,432,477.00  | 15.77%    |
| Speed Control             | \$578,979.00    |                |                |                |              | \$578,979.00    | 2.06%     |
| Roadway Safety            | \$1,065,051.00  |                |                |                |              | \$1,065,051.00  | 3.79%     |
| Paid Media                | \$820,000.00    | \$1,426,435.00 | \$3,798,000.00 |                |              | \$6,044,435.00  | 21.50%    |
| TOT,Y,                    | \$15,891,647.00 | \$1,426,435.00 | \$8,829,766.00 | \$1,565,548.00 | \$400,000.00 | \$28,113,396.00 | 100.00%   |





## FY 2012 Florida HSPP \$5,000 Equipment List

| <b>Police Traffic Services</b>  |   |   |   |
|---------------------------------|---|---|---|
| Project Number                  | Agency / Program  | Item / Quantity   | Unit Cost   |
| PT-12-12-01                     | TCC / LEL Program   | Vehicle / 4   | \$40,000  |
| PT-12-12-02                     | TCC / Law Enforcement Challenge                                       | Challenge Vehicle / 1<br>Intoxilyzer & Printer / 1<br>Laser Mapping System / 3<br>Speed Trailer / 12<br>In-Car Video System / 10<br>Portable Police Traffic Video System / 10<br>Portable Radar Speed Sign / 7<br>Portable Speed Sign & Data Collector / 5<br>Traffic Analyzer / 3<br>Variable Message Sign Trailer / 3<br>Portable Light Tower / 5 | \$30,000<br>\$8,000<br>\$11,000<br>\$20,000<br>\$8,000<br>\$8,000<br>\$6,000<br>\$7,000<br>\$7,000<br>\$14,900<br>\$7,600 |
| PT-12-12-03                     | TCC / Motor Unit Challenge  | Challenge Motorcycle / 1<br>Laser Mapping System / 3<br>Speed Trailer / 12<br>In-Car Video System / 10<br>Portable Police Traffic Video System / 10<br>Portable Radar Speed Sign / 7<br>Portable Speed Sign & Data Collector / 5<br>Traffic Data Analyzer / 3<br>Variable Message Sign Trailer / 3<br>Portable Light Tower / 5                      | \$30,000<br>\$11,000<br>\$20,000<br>\$8,000<br>\$8,000<br>\$6,000<br>\$7,000<br>\$7,000<br>\$14,900<br>\$7,600            |
| PT-12-12-05                     | Lake City Police Department<br>Lake City CTEP Program                 | Speed & Message Board Trailer / 1   | \$20,000  |
| PT-12-12-06                     | Panama City Beach Police Department<br>Panama City Beach CTEP Program | Speed & Message Board Trailer / 2   | \$10,000  |
| PT-12-12-07                     | Panama City Police Department<br>Panama City CTEP Program             | Speed Trailer / 2   | \$10,000  |
| PT-12-12-08                     | Bay County Sheriffs Office<br>Bay County CTEP Program                 | Traffic Data Analyzer / 2   | \$5,000   |
| PT-12-12-09                     | Perry Police Department<br>Perry CTEP Program                         | Speed & Message Board Trailer / 1<br>Enclosed Trailer / 1   | \$20,000<br>\$8,000   |
| PT-12-12-13                     | Walton County Police Department<br>Walton CTEP Program                | Speed Trailer/ 1<br>Traffic Data Analyzer/ 1  | \$10,000<br>\$5,000   |
| <b>Community Traffic Safety</b> |   |   |   |



## FY 2012 Florida HSPP \$5,000 Equipment List

| Project Number | Agency   | Item  | Unit Cost  |
|----------------|--|---|--|
| CP-12-04-11    | Collier County Sheriff's Office<br>Collier County Teen Safer Driver Program                                  | SIDNE (Simulated Driving Experience)  | \$5,000  |
| <b>Alcohol</b> |  |   |  |
| Project Number | Agency   | Item  | Unit Cost  |
| AL-12-05-04    | Tallahassee Community College<br>Florida DUI Challenge   | Arrow Board (2)<br>Light Towers (4)<br>Intoxilyzer 8000 w/ Printer (8)<br>Variable Message Boards (3)<br>Enclosed Trailers (2)<br>In Car Video Systems (6)<br>Other Video Systems /Portable (6)<br>Unmarked Vehicle (1) | \$8,250<br>\$7,800<br>\$7,000<br>\$20,000<br>\$9,000<br>\$8,000<br>\$8,000<br>\$30,000 |
| K8-12-06-07    | Ocala Police Department<br>DUI Suppression Program   | Intoxilyzer 8000 w/ Printer   | \$7,200  |
| K8-12-06-10    | Putnam County Sheriff's Office<br>Putnam County DUI Task Force   | Portable Light Tower  | \$8,915  |
| K8-12-06-14    | Miami-Dade Police Department<br>Specialized Enforcement Operations<br>Targeting Alcohol and Impaired Driving | Intoxilyzer 8000 w/ Printer (2)   | \$7,000  |
| K8-12-06-18    | Fort Myers Police Department<br>Fort Myers DUI Impaired Driving Enforcement Program                          | Intoxilyzer 8000 w/ Printer   | \$7,000  |