

COMMONWEALTH OF THE NORTHERN MARIANA ISLANDS

Farallon de Pajaros

Maug

Asuncion

Agrigan

Pagan

Alamagan

Guguan

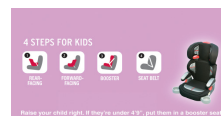

Sariguan

Anatahan

Farallon de Mendinilla

Saipan
Tinian

Rota





DEPARTMENT OF PUBLIC SAFETY
COMMONWEALTH OF THE NORTHERN MARIANA ISLANDS
Jose M. Sablan Building



Caller Box 10007 Susupe, Saipan, MP 96950
Telephone: (670) 664-9000 (24 Hours) Facsimile: (670) 664-9019

December 26, 2013

David Manning, Ph.D
Regional Administrator
United States Department
Of Transportation
National Highway Traffic Safety
Administration
201 Mission Street, Suite 2230
San Francisco, CA 94105

Dear Dr. Manning:

The CNMI Department of Public Safety hereby submits the Highway Safety Programs Annual Report for calendar year 2013. The DPS Highway Safety Office achieved numerous objectives and goals and has utilized the grant funding to ensure a safer CNMI. We hope that our report meets your expectation and approval.

I would like to extend my sincere appreciation to you and your staff for working closely and for providing assistance to the DPS Highway Safety Office staff throughout the year. Challenges arose as the department underwent changes in leadership however the mission of saving lives on our highways remains a priority.

On behalf of the Department of Public Safety personnel, I would like to wish you and your staff Happy Holidays. May the New Year bring us all good health and prosperity.

Sincerely,

James C. Deleon Guerrero
Commissioner, Department Public Safety
Governor's Highway Safety Representative

Commonwealth of the Northern Mariana Islands -

Department of Public Safety -
Highway Safety Office -

Year 2013 -

Highway Safety Programs -
Annual Report -

Prepared For

National Highway Traffic Safety Administration -
Region IX -

By

James C. Deleon Guerrero -
Commissioner of Public Safety -
Governor's Highway Safety Representative -

Ms. Margaret DLG. Camacho -
Officer in Charge -
Highway Safety Office -

Table of Contents	Page
DPS Commissioner/Governor Representative (GR) Letter	1
Front Page DPS/HSO Information / Table of Contents	2-3
Training & Development	4-8
Commonly Reported Statistics	9
Core Performance Measures	10-11
Core Behavior Measures	11-12
Core Activity Measures	12
2013 Grant Funding Enforcement/Crackdown and Mobilization	13-15
Respective Islands Highway Safety Annual Report DPS Rota DPS Tinian DPS Saipan	16-24 25-29 30-37
Emergency Medical Services Program	38-41
Paid Media	42
Attitudinal Awareness Surveys Seat Belt Speeding Alcohol <i>(Combined survey for Saipan, Tinian and Rota)</i>	43 44-45 46-47 48-49
Financial Section	
FY 2013 Financial Report	50-51
Section 402 FY 2013 Funding , FY 2013 Funding Expenditure & Carry-over to FY2014	52 53
Section 402 Total NHTSA Funding (Section 402) & FY2013 Funding (Total Carryover to 2014) Section 405 Approved, Expenditure and Cary-Over to FY 2013 Total FY2013 Funding: FY2012/13 Carryover, Expenditure, Carryover to FY2014 / For the following (OP Incentive J2, OP Safety-Lu K2, Safety Belt (406) K4 Data Program (408), K9, MAP 21 405c Data Program.	54 55 56

2013 Annual Meetings, Conferences, Training & Development



2013 Annual Region IX Partner's Meeting in Sacramento, California. CNMI Governor's Representative (GR), DPS Commissioner James C. Deleon Guerrero speaking about CNMI accomplishment and plan for the next fiscal year; and DPS Highway Safety Staff with Dr. David Manning and NHTSA Region IX

Planning and Administration (PA):

March 13 – 15, 2013: Ms. Cecilia Javier from Guam Department of Public Works, Office of Highway Safety Coordinator traveled to Saipan to meet with DPS Highway Safety Office staff to provide technical assistance on annual report, planning, organization, implementation for the upcoming MAP 21 requirement.

April 17-18, 2013: Commissioner James Deleon Guerrero and DPS Highway Safety Office staff (Carlyn Hofschneider, Margaret Camacho, Leo Duenas, Conrad Castro, and Alina Cabrera) attended the 2013 NHTSA Region IX Partner's Meeting in Sacramento, California.

May 16 – 26, 2013: Commissioner James Deleon Guerrero and Acting Commander/ Bureau of Administration & Grants Officer James Rabauliman attended the FY2014 Pre-HSP Planning meeting in Honolulu, Hawaii on May 16, 2013. May 17-26, 2013 the Managing Federal Finances and the Grants Tracking System trainings were attended by Agnes C. Cepeda, Fed. Grants Supervisor from CNMI Dept of Finance, and the HSO staff.

August 24 – 31, 2013: Acting Commander/BAGS James Rabauliman attended the 2013 Governor's Highway Safety Administration (GHSA) Annual Meeting in San Diego, California.

Occupant Protection/Child Restraint (OP/CR):

January 26, - February 2, 2013: Charles Hirata, CPS Lead Instructor from Hawaii, Marlene Carbullido and Darren Apiag from Guam traveled to Saipan to conduct the Child Passenger Safety Technician Recertification and also the new Child Passenger Safety Technician Certification training.

January 26, - February 2, 2013, the following DPS personnel from Rota attended the CPS training: POII Randy Taisacan, POI Joel Hocog, POI Chloe Hocog, POI Clair Calvo, POI Joseph Q. Camach, and AOIII Marla Ann Barcinas attended the Child Passenger Safety Technician Recertification and Certification training on Saipan.

POI Tito Hocog from DPS Rota took part in the Child Passenger Safety Technician class on Saipan on Recertification and Certification training. He is the CNMI's first Instructor candidate. The training enabled the instructor candidate to establish his first skills assessment as a lead instructor.

The following DPS personnel from Tinian attended the Child Passenger Safety Technician Recertification and new CPS Certification training on Saipan: POI Peter Palacios, POI Eugene Mendiola, and FFI Mathew Dela Cruz.

March 18 – 24, 2013 POI Tito Hocog (DPS Rota/CPST) traveled to Maui to attend the Child Passenger Safety Training for CPS Instructor Development course. He worked with the other instructor candidates in planning and teaching methods.

April 24 – 26, 2013: POIII Wally Villagomez and POI Peter Palacios from DPS Tinian traveled to Saipan to attend the 2014 HSP Planning Meeting and to participate on the Click It or Ticket proclamation signing on April 26, 2013.

May 16 – 26, 2013: Margaret Dlg. Camacho OP/CR Program Manager attended the 2014 Pre-Highway Safety Planning Meeting, Managing Federal Finances and Grant Tracking System Training in Honolulu, Hawaii.

Safety Belt Incentive:

March 31 – April 5, 2013: Conrad Castro OP/CR Program Manager attended the Instructor Development Training in Lansing, Michigan to develop and improve skills in giving effective presentations.

April 14-16, 2013: The following DPS personnel attended the 2013 Lifesavers Conference in Denver, Colorado: Conrad Castro, OP/CR Program Manager, Sgt. Jarrod Manglona (DPS Rota), Sgt. Edward Ayuyu (DPS Saipan), POI Norris Kwon (DPS Saipan), FFI Gary Cruz (DPS/Fire EMT Saipan), FFI Lorenzo Deleon Guerrero (DPS/Fire EMT Saipan) and POI Roland San Nicolas, (DPS Traffic Tinian).

April 25-26, 2013: POI Tito Hocog and POI Nathan Barcinas (DPS Rota) traveled to Saipan to attend the 2014 Highway Safety Plan Project Agreement meeting and to partake on Click It or Ticket Proclamation activities.

May 16 – 26, 2013: Conrad Castro OP/CR Program Manager attended the 2014 Pre-Highway Safety Planning Meeting, Managing Federal Finances and Grant Tracking System Training in Honolulu, Hawaii.

August 24-29, 2013: The following Department of Public Safety from Saipan, Tinian and Rota Police/Fire personnel attended the 2013 Pre-Conference and Kids in Motion annual conference in Albuquerque, New Mexico: Ms. Margaret Camacho (OP/CR Program Manager), POI Adrian Mendiola (Spn Traffic/CPST), FFI Rachel DLGuerrero (EMS/CPST), POI Nathan Barcinas (Rota Traffic/CPST), and POI Peter Palacios (Tinian Traffic/CPST).

Police Traffic Services (PTS):

April 16 – 21, 2013: Leonardo Duenas DPS/Highway Safety Office traveled to Sacramento, California to attend the 2013 the Annual NHTSA Region 9 Partners Leadership Meeting.

May 16 – 24, 2013: Leonardo Duenas DPS/Highway Safety Office travel to Honolulu, Hawaii to attend the 2014 Pre-Highway Safety Planning meeting and Managing Federal Finances Course.

July 15 – 26, 2013: POI Adrian Mendiola and POI Norris Kwon traveled to Scottsdale, Arizona to attend the Traffic Investigation Re-Construction Course.

Alcohol and Other Drugs Countermeasures (AL):

December 7 – 9, 2012: Alina Cabrera, Alcohol Program Manager, POI Therese Kintoki (Saipan Dec 3D Committee Member) traveled to Rota to attend the 2012 December 3D Month function/events Jamboree and Sobriety Checkpoint operation.

December 18, 2012: Alina Cabrera Alcohol Program Manager, POIII Josepha Deleon Guerrero and POII Joannes Taimanao from Saipan Traffic Section traveled to Tinian to participate and meet with DPS Tinian 3D committee personnel/members for the 2012 3D function/events starting at school visits on December 18, 2012. **(Note: No air transportation provided, transported by DPS Boating Safety Rescue Boat (Zodiac).**

March 31 – April 5, 2013: Alina Cabrera, Alcohol Program Manager's attended the Instructor Development training in Lansing, Michigan.

April 16 – 21, 2013: Alina Cabrera, Alcohol Program Manager attended the 2013 NHTSA, Region IX Partners Leadership Meeting in Sacramento, California scheduled for April 17-18, 2013.

May 16 – 26, 2013: Alina Cabrera Alcohol Program Manager attended the 2014 Pre-Highway Safety Planning Meeting, Managing Federal Finances and Grant Tracking System Training in Honolulu, Hawaii.

September 16 – 20, 2013: Sgt Anthony Macaranas and POIII Juan Mendiola from Saipan Traffic Section attended the DWI Instructor Course in Jacksonville, Florida conducted by Institute of Police Technology and Management University of North Florida.

Emergency Medical Services (EMS):

January 6 - 13, 2013: FFI Victorino Mendiola (DPS/Fire Rota), traveled to Saipan to attend the EMT Trauma Training.

January 6 - 13, 2013: FFI Julian Aquiningoc (DPS/Fire Tinian), traveled to Saipan to attend the EMT Trauma Training.

January 19 – 27, 2013: FFI Alvin John and FFI Jesse Pangelinan (DPS/Fire Tinian) traveled to Saipan to attend the On the Job Training Exchange Program with DPS Fire on Saipan.

March 16 – 24, 2013: FFI/EMT Johllie Barcinas (DPS Fire Rota) traveled to Saipan to attend the EMT Trauma training.

March 16 – 24, 2013: FFI/EMT Alfonso Reyes from DPS Tinian attended the EMT Trauma training on Saipan.

March 30, to April 7, 2013: FFI/EMT Mathew Dela Cruz (DPS/Fire Tinian), traveled to Saipan to attend the EMT Trauma Training.

July 19 -28, 2013: FFI Clint Barcinas attended EMT on the job training in Saipan.

September 15 – 27, 2013: FFII Ignacio Kiyoshi (DPS/Fire Tinian) traveled to Saipan to attend the EMT Trauma Training.

Motorcycle Safety (MS):

August 23 – 25, 2013: Capt. Pedro Leon Guerrero, POI Daniel Smith and Ms. Alina Cabrera (HSO) attended the 2013 National Summit on Comprehensive Motorcycle Safety Program in Kansas City, Missouri.

Traffic Records (TR):

October 27 – 31, 2012: POI Adrian Mendiola from Saipan Traffic Section, DPS Commissioner Ambrosio Ogumoro and TRCC Chairman, Associate Judge Joseph Camacho traveled to Biloxi, Mississippi to attend the 2012 International Forum on Traffic Records and Highway Safety Information Systems.

January 27 – 29, 2013: Associate Judge Joseph Camacho, TRCC Chairman, Anthony Camacho, Act'g Secretary of the Department of Public Works and Ambrosio Ogumoro, Acting DPS Commissioner traveled to Guam to meet with Guam DPW/Office of Highway Safety and Guam Police Department (GPD) on Section 408 implementation for traffic enforcement program, and visit Guam Highway Traffic Command Center and inspect the E-Citation System to better enhance the CNMI Traffic Data Improvement program.

October 26 – November 2, 2013: Sgt. Anthony Macaranas from Saipan Traffic Section, Leonardo Duenas from DPS/HSO and TRCC Chairman, Associate Judge David Wiseman traveled to Minneapolis, St. Paul to attend the 2013 International Forum on Traffic Records and Highway Safety Information Systems.

**Summary of the CNMI's
Commonly Reported Statistics**

Data Elements (Year)	2005	2006	2007	2008	2009	2010	2011	2012
No. of Vehicle Registered	20,715	17,910	12,012	14,935	19,254	15,035	11,729	14,515
Licensed Driver(New & Renewal)	8,042	7,772	8,586	3,808	4,189	7,896	490	7,539
Total Crashes Reported	3325	3359	2560	1630	1,868	1211	906	1717
Total Injuries	265	564	578	52	167	0	51	114
Yearly Fatalities	13	5	4	9	7	4	2	4

Yearly DUI Arrests and Fatalities Involved

Data Elements	2005	2006	2007	2008	2009	2010	2011	2012
No. DUI Arrests	414	396	283	164	247	187	239	162
Yearly DUI Fatalities (Alcohol Involved)	6	1	1	5	3	5	1	3
DUI Involved Crashes	86	96	86	40	76	84	55	32

Yearly Seat Belt Survey Percentage Usage Rate

Data Element	2006	2007	2008	2009	2010	2011	2012	2013
Child Restraint % Usage Rate	83%	82%	76%	83%	69.10%	37.48%	40.93%	46.54%
Occupant Protection % Usage rate	91%	92%	90%	89.9%	80.88%	93.66%	-0-	90.51%

Core Performance Measures

C-1 Traffic Fatalities:

To decrease traffic fatalities from the 2009 to 2011 calendar base year average of (17) to 10 by - December 31, 2013. -

Result: During calendar year 2013, there was a total of (2) traffic fatalities. -

C-2 Number of Serious Injuries: -

To decrease serious traffic injuries from the 2010 to 2012 calendar base year of (17) to (10) by - December 31, 2012. -

Result: During calendar year 2012, there were (11) serious traffic injuries. -

C-3 Fatalities / Vehicle Mile Travel (VMT): -

Not Available -

C-4 Number of Unrestraint Occupant:

To maintain the number of unrestraint passenger vehicle occupant fatalities in all seating positions from the 2009 calendar base year average of 2 to 2 by December 31, 2013.

C-5 Number of Alcohol Impaired Driving Fatalities:

To maintain the number of alcohol –impaired driving fatalities from the 2010-2012 calendar base year average of 9 to 3 by December 31, 2012.

Result: There were (1) alcohol-impaired driving fatality As of December 10, 2013.

C-6 Number of speeding-related fatalities:

To decrease speeding related fatalities from 2009-2011calendar base year average of (4) to (2) by December 31, 2012.

Result: In 2012, no traffic fatality recorded on speeding related. **In 2013, speed/alcohol related in reference to the above (C-5).**

C-7 Number of Motorcycle Fatalities:

To maintain the number of motorcycle fatalities (0) percent from the 2009-2011 calendar base year average of (0) up to December 31, 2012.

Result: During calendar year 2012, there were (0) motorcycle fatality. In 2013, (1) Fatality involving Moped (Japanese Tourist) .

C-8 Number of Unhelmeted Motorcycle Fatalities:

To maintain the number of unhelmeted motorcycle fatalities (0) percent from the 2009-2011 calendar base year average of (0) up to December 31, 2013.

Result: During calendar year 2013, there were (0) motorcyclist fatality not wearing helmets. -

C-9 Number of Drivers age 20 or Younger Involved In Fatal Crash (0) percent from the 2010-2012 -
calendar base year average of (0) up to December 31, 2013, -

Result: During calendar year 2012-13, there were (0) age 20 or younger involved in fatal crashes. -

C-10 Number of Pedestrian Fatalities:

To maintain the number of pedestrian fatalities 2 percent from the 2010 - 2012 calendar base year average of 4 to 2 by December 31, 2013.

Result: During calendar year 2013, there were (0) pedestrian fatalities.

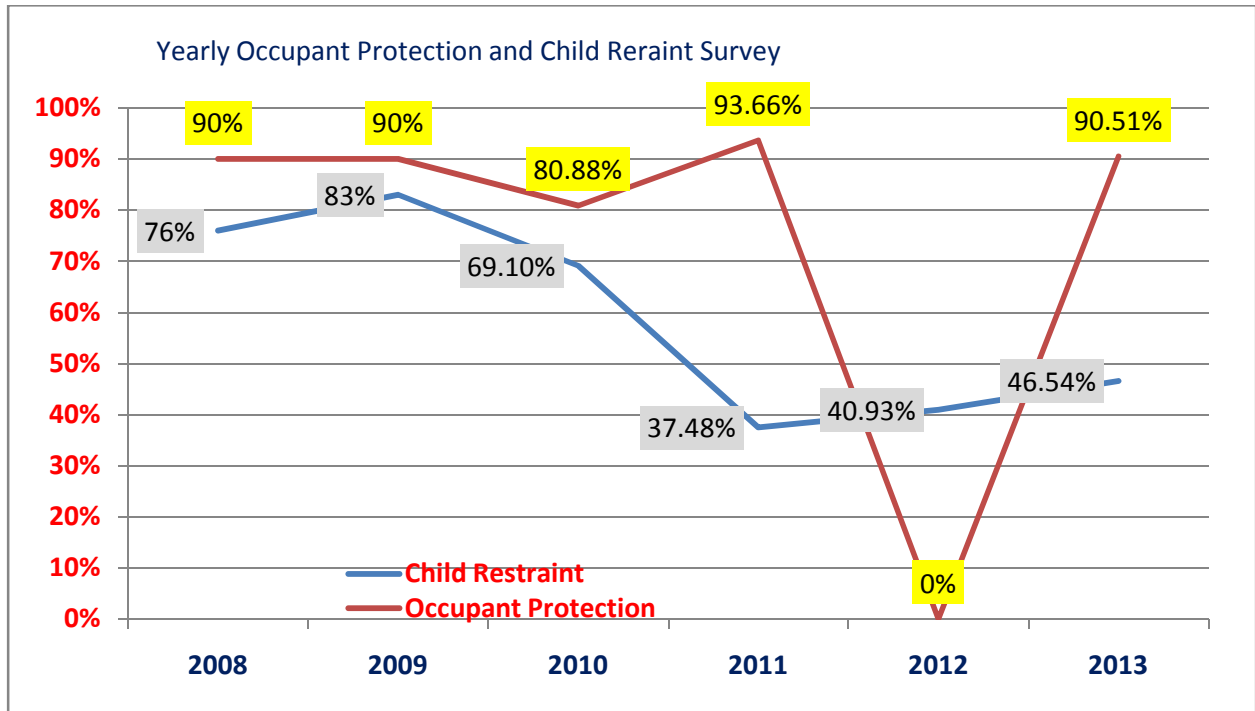
Core Behavior Measure:

B-1 Seat Belt Use Rate (Observed Seat Belt Use Survey)

Goal: To continue to increase the CNMI seat belt use of front seat outboard occupants passenger vehicles percentage point from 2011 calendar base rate of 93.66% , in 2012, the survey for occupant protection was not conducted but in 2013 occupant protection survey were conducted with 90.51 percent to 95.% percentage point and to continue to increase the child restraint usage rate of 37.48% from calendar 2011 base year to 50% usage rate by June 2012.

Results: In 2012, we conducted survey on child restraint with the result of 40.93 % , follow by Occupant Protection seat belt survey in 2013, with the result of 90.51%%,went compared with 2012 of 93.66% a decrease of about 64%.

In 2013 the following Child Passenger Safety Survey were conducted on Saipan with (43%), Tinian with (33%) and Rota with (63.63%). The CNMI usage rate average of about 46.54% usage rate.



Core Activity Measures

A-1 Seat Belt Citation Issued During Grant Funded Mobilization/Enforcement

	<u>2010</u>	<u>2011</u>	<u>2012</u>	<u>2013</u>
Occupant Protection:	348	158	22	370 -
Child Restraint:	26	17	1	12 -

A-2 Impaired Driving Grant Funded Crackdown/Enforcement.

	<u>2010</u>	<u>2011</u>	<u>2012</u>	<u>2013</u>
DWI Arrests:	32	47	8	2

In 2013, the CNMI conducted (11) Sobriety Checkpoint as December 17, 2013. Also, some of the impaired driving crackdown were not conducted due to manpower issue.

A-3 Speeding/Reckless Driving Grant Funded Enforcement.

	<u>2010</u>	<u>2011</u>	<u>2012</u>	<u>2013</u>
Speeding:	33	21	34	56
Reckless Driving:	12	23	6	6

In 2013, the CNMI recorded (655) speeding violations compared to 2012 with 524 speed violations.



2013 Enforcement Mobilization & Crackdown

Click It or Ticket National Enforcement Mobilization (2013)

In line during the 2013 Click It or Ticket National Enforcement Mobilization, the CNMI conducted various enforcement activity, OP/CR Checkpoint, Selective Traffic Law Enforcement and public education at the elementary level, incorporated a community outreach in building a positive relation with the public. Officers went to various store's parking lots and rewarded ninety three (93) drivers/occupants with educational materials for being in compliance with the seat and car seat laws.

Educational presentation at various high and elementary schools to include parent teacher school association (PTSA) meeting and car seats display at the Multi-Purpose Center. Conducted car seat courtesy check up events a local events such the Susupe Sabalu Farmers Market and at Garapan Street Market (every Thursday night with different vendors selling food and local grown vegetables) led to (25) car seat or seat belt check.

Media activity provided the most public information and education through local newspaper's, radio station's both am/fm, electronic signboard and earned media through television station and most especially the NorthStar Church Bulletin issued during Sunday Mass.

Click It or Ticket National Enforcement Mobilization data survey activity (2013)

Reporting on Safety Belt Enforcement: (Data Survey Activity)

DWI Arrests: (0)

Seat Belt Citation: (370)

Child Restraint: (12)

OP/CR Checkpoint: (26)

Uninsured Motorists: (0)

Speeding: (0) Reckless Driving: (0)

Fourth of July 2013 “Impaired Driving Crackdown:

During the 2013 Fourth of July Impaired Driving Crackdown, the CNMI conducted (11) DUI Sobriety Checkpoint enforcing impaired driving with the manpower issues, we put more efforts in working closely with the media to provided the most effective way informing the public through local newspaper’s, radio station’s both am/fm, electronic signboard and earned media through television station and most especially the NorthStar Church Bulletin issued during Sunday Masses.

National Impaired Driving Crackdown “Labor Day Weekend” (2013)

During the 2013 Impaired Driving Crackdown “Labor Day Weekend”, Media continued to be the most effective tool informing the public on information and education in regards to “Impaired Driving.

Child Passenger Safety Week National Seat Check Saturday (2013)

The Commonwealth of the Northern Mariana Islands is committed to working closely with our partners and safety advocates to help you make the kind of choices that will keep kids alive and safe and to reduce the number of young lives lost on our roadways.

Whereas, our goal is to educate parents and caregivers about best practice when traveling with children from birth through age 12 and how to properly install and use child safety seats. During Child Passengers Safety Week, there will be hundreds of free child safety inspection stations set up across the country, including the CNMI. We encourage all parents and caregivers to take advantage of this service and ensure that their children are getting the very best protection they deserve.



HOLIDAY SEASON (December 12-January 1, 2012) National Drive Sober or Get Pulled Over Crackdown:

The 2013 3D committee has scheduled numerous events for this year's campaign. Our campaign and committee meetings started late October 2013, and will last through the first week of January 2014. We have scheduled numerous HVE operations as well as checkpoint operation. We also have scheduled several community oriented events. These events include a island-wide motorcade after the proclamation signing at the Governor's conference room and attended by numerous members of the community and different government agencies.

Photo's below are some of the activities during the 2013 December 3D Month campaign.



Island of Rota Report...

The following is the 2013 Annual Report for the Traffic Section on Rota. In this report I will outline the Traffic Section's statistics for 2013, to include 3-5 years ago. I will also discuss the areas concerning Occupant Protection/Child Restraint, Alcohol and Other Countermeasures, and Police Traffic Services.

TRAFFIC SECTION OVERVIEW:

The Traffic Section is currently manned by 2 sworn personnel to include the Traffic Section Commander. We also have a cadet assigned to the section. These 3 personnel split responsibilities within the section in order to ensure that all programs are accomplished in the most effective and efficient manner. The Traffic Section currently has a total of three vehicles within the section. There is one 2008 Ford Explorer assigned to the section. There are also two 2010 Kawasaki Vulcan 900cc motorcycles for use in STLE and HVE operations.

There is also a Mighty Mover checkpoint trailer for use in OP/CR and DUI checkpoints. All vehicles were purchased through federal grants. The section also utilizes officers from the Patrol and Criminal Investigation section for enforcement operations such as checkpoints and High Visibility Enforcement. Since there is a very minimal amount of manpower available in the department officers from all sections assist with various duties and programs.

PROGRAM PROCLAMATIONS:

Since the inception of the new municipal administration we have been unable to conduct proclamation signing ceremonies for the numerous programs we have. I have tried in vain to explain the importance of having a municipal proclamation signed by the Mayor of Rota. However, the mayor feels that duplicating a proclamation that has already been signed by the Governor is repetitive and unnecessary. The mayor's position is that he would rather have the proclamation read and he would acknowledge the importance of it but would not sign the document. Hence, we were unable to have any proclamations signed.

OCCUPANT PROTECTION/CHILD RESTRAINT:

In April 2013 the Traffic Section conducted a seatbelt usage rate survey on the island. These surveys were conducted along the main highways and rural areas. We also conducted a survey on the front seat passenger position. The survey revealed that the island of Rota had an average of 82.72% for the driver and 72.85% for the front passenger position. The section conducted another survey to monitor the child restraint usage rate.

The survey revealed that we were at 72.85%, less than 1% decrease from the prior year. The Traffic Section, in collaboration with local non-profit organizations and civic groups continue to strive for greater awareness and compliance in regards to seatbelt and child restraint laws.

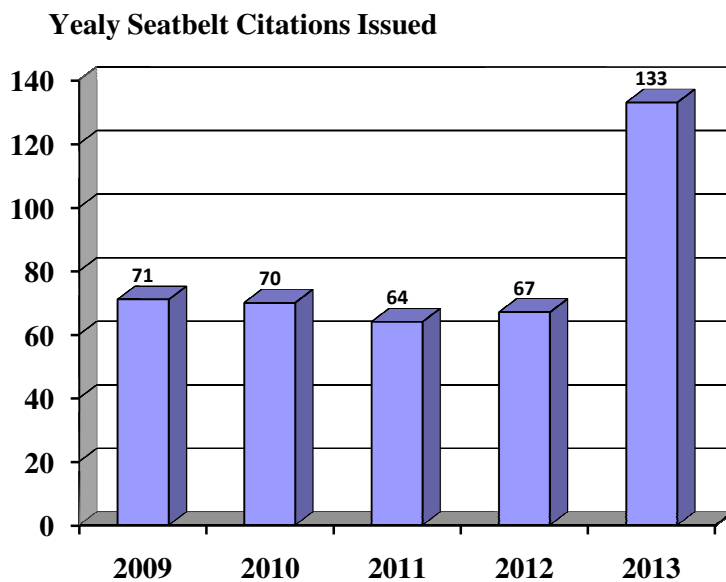
The annual campaigns on Click it or Ticket Mobilization, Buckle Up CNMI, and the Four Steps for Kids program, have proven to be an effective medium in strengthening Rota's Occupant Protection/Child Restraint program. Through these programs officers conduct high volume traffic stops as well as an increase in public education and awareness activities. Through our community outreach programs we have been able to reach a large amount of people and increase education and awareness. Each annual activity continues to see a rise in the number of participants.

To help spread important and vital information the Traffic Section has worked with local media outlets for air and print media. It has also maintained a website under social networking sites such as Facebook and Myspace to target the younger, technologically advanced demographic.

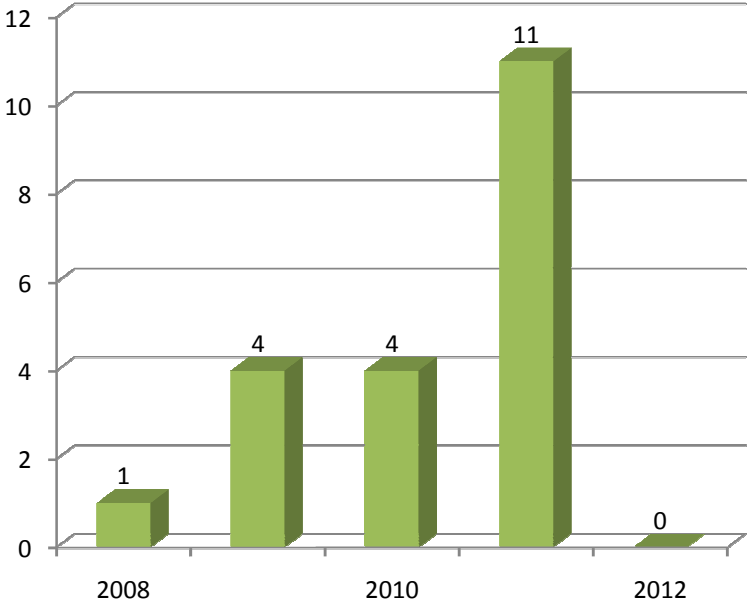
A vast majority of the occupant protection program focused mainly on community outreach and education. This consisted of publication of banners, hand-outs, pamphlets and promotional items.

Through our efforts we were able to achieve and accomplish the following for Occupant Protection and Child Restraint program for the year 2013:

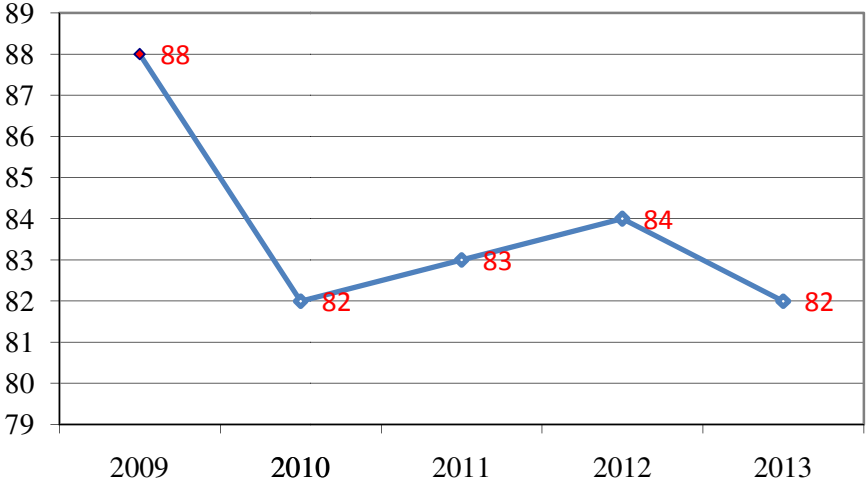
1. Issued 133 citations for safety belt violations
2. Conducted 4 OP/CR Checkpoints
3. Conducted 6 OP/CR Surveys
4. Conducted 22 OP/CR Presentations
5. Sent 1 officer to become a Child Passenger Safety Instructor
6. Sent 1 officer to attend Kidz in Motion Conference



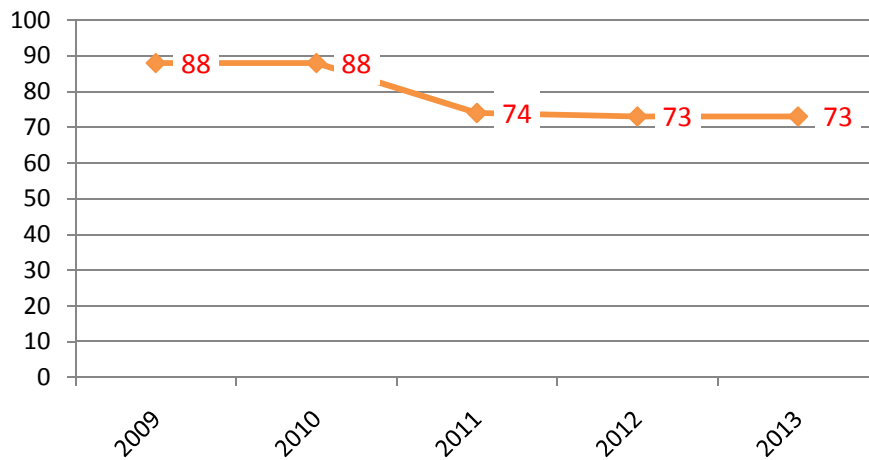
Child Restraint Citations



Seatbelt Usage Rate



CR Usage Rate -



TRAFFIC CRASHES/FATALITIES:

Traffic crashes continue to occur despite the island's small size. However, it should be noted that most of the traffic crashes that occur on the island are single-car crashes. Our statistics and surveys show that most of the traffic crashes generally occur in problem areas. The problem areas are due to roadway design and engineering. Numerous surveys have been conducted throughout the years to address these locations but they have fallen on deaf ears due to financial constraints on the Department of Public Works.

In 2013 the Traffic Section has responded to twelve (12) traffic crashes so far. Of the 12 total crashes, 11 of them were single-car collisions with objects. The remaining 1 crash was an auto-auto crash which occurred in rural locations due to driver error. However, we have been maintaining the average number of crashes which occur per year on the island.

POLICE TRAFFIC SERVICES:

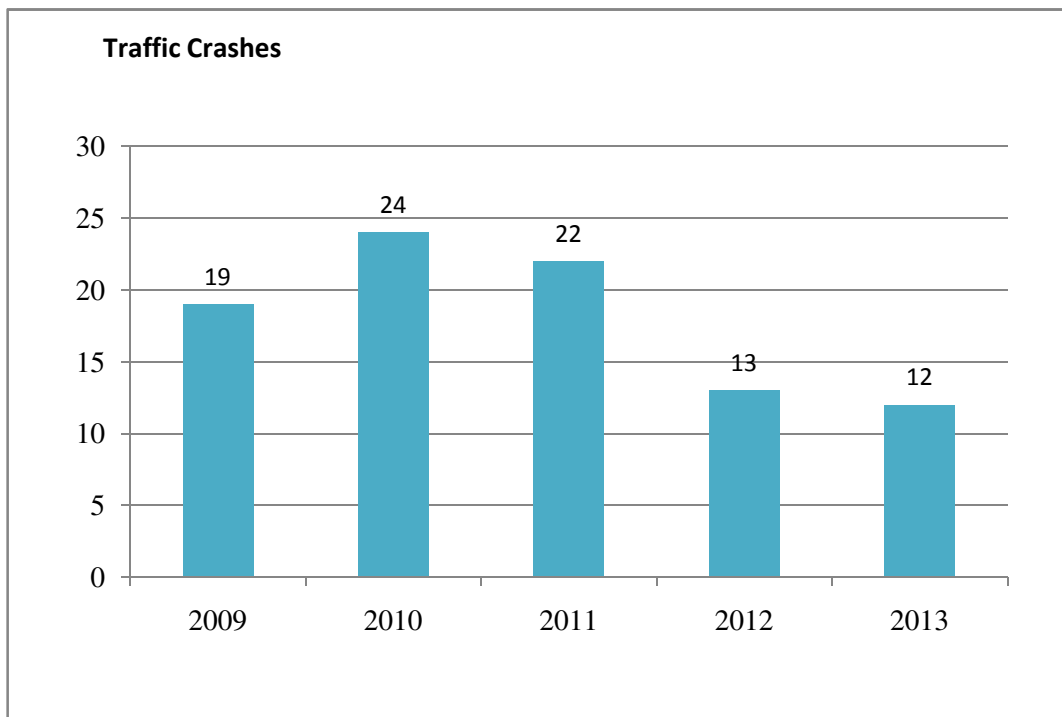
The goal of the Rota Traffic Section's police traffic services program is to improve efficiency in the investigations of fatal or near-fatal crashes as well as enforce traffic laws on our highways and roadways by way of professional training and equipment acquisition designed to enhance and accomplish specified PTS tasks.

With assistance from the DPS/Highway Safety Office, the Traffic Section has continued its efforts in achieving national goals by reinforcing its programs. The Traffic Section has conducted checkpoints, saturation patrols, drunk driving prevention, speed management and other mobilizations in the community.

We have continued to focus a lot of our efforts in speed management with random laser speed enforcement at strategic and high volume areas. Speed enforcement has also been focused in school and rural areas frequented by children and adolescents. A greater focus on speed enforcement resulted in less traffic crashes compared to 2013.

Through our efforts we were able to accomplish the following for police traffic services in 2012:

1. Bring back traffic fatalities to zero for 2013 compared to one in 2011.
2. Maintain the number of traffic crashes with serious injuries at zero for the year.
3. Conducted 5 presentations on Pedestrian Safety and teen safety.



ALCOHOL AND OTHER DRUG COUNTERMEASURES:

As with all other states and territories, Rota continues to see impaired driving as a major problem on its highways. The Rota Traffic Section continues to implement aggressive impaired driving campaigns to deter operators from driving when impaired. With innovative and educational programs targeting specific demographics we have been able to curb the number of DUI-related crashes on the island.

An increase in enforcement efforts also attributed to a lower number of DUI-related crashes. However, according to recent surveys conducted by students of the local high school, many would-be offenders were deterred due to the program's Drive Sober or Get Pulled Over campaign. The success of the program is attributed to the wide range of people targeted to participate in its events.

The coalition of youth, government, and civic groups along with law enforcement personnel have formed a hugely successful educational and awareness campaign.

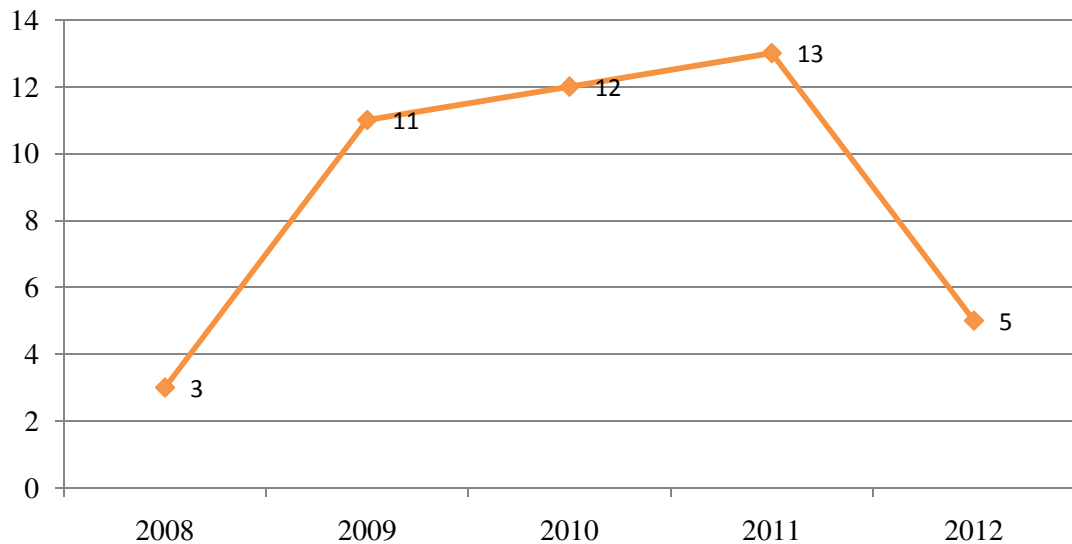
To date the Traffic Section has conducted no sobriety checkpoints with 22 more pending. These sobriety checkpoints are located in high volume and problematic areas during peak and off-peak hours. The traffic Section also enlists the aid of volunteers and student groups to assist and observe the checkpoints. This participation further educates the participants.

Since we have yet to conduct our *Drive Sober or Get Pulled Over* campaign it is difficult to judge our performance for the year. We have many programs that haven't been executed yet because we are following the NHTSA communications calendar. For an explanation as to the events that occurred during the Impaired Driving Crackdown please see that section below.

Through our efforts we were able to accomplish the following for alcohol and other drug countermeasures for 2013:

1. Conducted 6 presentations on Impaired Driving

DUI Arrests



CHECKPOINTS (SOBRIETY & OP/CR):

Checkpoints continue to serve as an effective tool for deterrence and detection of certain violations. Our goal during the 2013 Highway Safety Plan was to conduct a minimum of three safety belt checkpoints per quarter and a minimum of three sobriety checkpoints per quarter by the end of 2014. As of date we have conducted a total of 40 Occupant Protection/Child Restraint checkpoints.

The checkpoints we have conducted have resulted in the community being forced to stay off the roads as they were effectively deterred from driving on the highways. This is evidenced by the number of vehicles that we have screened in certain locations. We have encountered checkpoints where no vehicles were on the highways. A group of local students conducted surveys regarding the effectiveness of checkpoints on the island. They reported that most residents would rather stay at home during the hours of checkpoint operations because they feared that they would get caught with a violation. This survey result confirmed our initial suspicions that motorists were avoiding the checkpoints by staying at home rather than taking chances on the roads.

HIGHWAY CRIMINAL INTERDICTION (HiCI) or HIGH VISIBILITY ENFORCEMENT (HVE):

Highway Criminal Interdiction (HiCI) or High Visibility Enforcement (HVE) are considered some of the most effective enforcement maneuvers on the island. Having a large group of officers conduct enforcement at the same time greatly increases our abilities as a department to effectively enforce traffic laws. The motorists get shocked at the amount of officers and vehicles out on enforcement that they tend to return home and park their vehicles. This effectively deters the public from driving impaired.

During these activities teams are sent to conduct island-wide enforcement on all traffic laws. At certain times there are multiple speed monitoring sites that greatly affects the movement on the main highway. During the operation we also conduct saturation patrols and intersection monitoring. Saturation patrols usually result in a greater deterrence factor.

During 2013 we have conducted a total of twelve (12) HiCI's or HVE's. These activities range in time, although most of them occurred during night hours. Most of the citations issued throughout the year are through these types of enforcement activities. We are blessed with a group of dedicated, hard-working officers. However, we are cursed with limited vehicles, fuel, and funds to conduct more enforcement activities. With an increased number of vehicles, fuel and funds we will be able to conduct more activities and be more effective.

CLICK IT OR TICKET MOBILIZATION:

During this year's mobilization conducted a total of 14 OP/CR checkpoints. We also conducted 7 presentations. Aside from enforcement and education we also conducted numerous community outreach events.

NATIONAL IMPAIRED DRIVING CRACKDOWN: -

During this year's crackdown we were unable to obtain additional manpower from the other sections within the department due to many officers were attending off-island training. The two traffic officers conducted enforcement operations during night hours. These operations netted a total of 27 citations. We also conducted a series of presentations about drunk driving.

CHILD PASSENGER SAFETY WEEK:

During the Child Passenger Safety Week the Traffic Section conducted several educational and public awareness programs. The Traffic Section also held several checkpoints and HiCl operations to enforce seatbelt and child restraint laws. The Traffic Section capped off the program with holding a Child Restraint Check-up Event. CPS Technicians conducted a total of 12 seat checks.

HALLOWEEN:

We conducted an HVE operation on Halloween Night that coincided with a Trick-or-Treat station held at DPS Central. During the HVE operation we effectively deterred would-be impaired drivers on the highway as there was a large volume of pedestrians and motorists. The saturation patrols held during the HVE were highly visible around parties and other gatherings. As for the Trick-or-Treat station we were able to serve 113 people with treats such as promotional items, educational pamphlets, and books that were provided by Bestseller Bookstore through a grant received by the Division of Youth Services.

THANKSGIVING HOLIDAY TRAVEL:

We plan to conduct a total of three High Visibility Enforcement operations and two Sobriety checkpoints right around the Thanksgiving holiday. We hope that with our focus on enforcement during this week the community will respond positively and there will be no impaired driving incidences. We are also holding our sports tournament during this week to keep the community from engaging in drinking activities.

PRE-HOLIDAY SEASON & HOLIDAY SEASON:

The 3D committee has scheduled numerous events for this year's campaign. Our campaign began since October 31, 2013 and will last through the first week of January. We have scheduled numerous HVE operations as well as checkpoint sites. We also have scheduled several community oriented events.

Another successful event that is being held during this campaign is the 6th Annual 3D Sports Tournament. Through a collaboration with the Public School System we were able to secure the Rota High School gymnasium to utilize during the tournament. The tournament consists of a volleyball and basketball tournament.

All participants of the various events are required to fill out a baseline and ending survey as the program progresses. We intend to use these surveys to collect and report data to the State Epidemiological Profile as well as to use it to enhance our programs.

CONCLUSION:

Although the island of Rota is a small community, the Traffic Section aims at providing it with the best in police traffic services it can render. Officers assigned to the section continue to strive for excellence in their duties as they serve their community. Through the various programs it has implemented, the Traffic Section has forged a bond with the community unlike any other. The popularity and effectiveness of its programs allow the Traffic Section to reach all age groups and demographics to better educate and inform. This enables the flow of information to go uninterrupted and allow for a greater success of its programs and activities.

Despite a lack of funding and manpower the officers within the section continue to improve the programs in which they are mandated to carry out. The dedication of these officers is noteworthy and commendable. The Traffic Section is gradually increasing its efforts to better spread information through technology based concepts. The remoteness of the island and the limited resources it has hindered most of the program's success compared to their counterparts in Saipan and the mainland. However, the Traffic Section has formulated avenues in which to address advertisements and paid media challenges.

In collaboration with civic groups and private entities, the Traffic Section is looking towards producing their own public service announcements and air commercials through the government run cable channel.

In conclusion, despite the challenges this small section may face it continues to achieve excellence in regards to its programs in the most effective and efficient manner. I hope that the information I have provided is of use. I thank you for your continued support of the Luta Traffic Section and its programs and look forward to future endeavors. Should you have any questions or concerns please contact me at 532-9530 or through email at jmanglona@dps.gov.mp .

Island of Tinian Report...

The goal for this section is to continue to keep our roads safe for all motorized vehicles by educating the public and boosting up enforcement to prevent any traffic fatality serious or serious injury.

STATISTICS FOR SEATBELT USAGE, TRAFFIC CRASH/FATALITY, and DUI ARREST/FATALITY

2010:	2011:
Seatbelt violations: 07	Seatbelt violations: 07
Car Seat violations: 00	Car Seat violations: 00
Total traffic crashes: 01	Total traffic crashes: 14
Fatality: 01 (Moped Spill)	Fatality: 00
DUI Arrests: 00	DUI Arrests: 00
DUI related fatality: 00	DUI related fatality: 00
Total citations issued: 57	Total citations issued: 48

2012:
Seatbelt violations: 21
Car Seat violations: 00
Total traffic crashes: 24
Fatality: 00
DUI Arrests: 01
DUI related fatality: 00
Total citations issued: 66

The data collected for 2012 was collected from January thru November

2013
Total citations issued: 29
Seatbelt violations: 03
Car Seat violations: 00
Total traffic crashes: 08
Fatality: 00
DUI Arrests: 00
DUI related fatality: 00

The data collected for 2013 was collected from March thru November

Presentation at Kammer Beach (March 2013):

Officer Peter Palacios conducted a 30 minute presentation at Kammer beach to the 4H club students about the importance of roadway safety.

Enforcement (March 2013)

There were no mobilizations conducted due to fuel problems, however regular duty enforcement was conducted. Officers parked the Police vehicles on the side of the road for deterrence and also observed for violators on the roadways. Officers also educated the public drivers about the importance of roadway safety and the consequences of violators. -

There were a total of 3 citations issued. -

1 cited for 9CMC SS 2105 (Not in possession of vehicle registration) -

1 cited for 9CMC SS 4108 (Failure to wear a seat belt) -

1 cited for 9CMC SS 5601 (Failure to stop at a stop sign) -

Signing of the Proclamation on Saipan (April 2013)

Officer Wally Villagomez and Peter Palacios went to Saipan to witness the signing of the Click it or Ticket proclamation at the Governor's Office.

Enforcement (April 2013)

There were no mobilizations conducted due to fuel problems, however regular duty enforcement was conducted. Officers parked the Police vehicles on the side of the road for deterrence and also observed for violators on the roadways. Officers also educated the public drivers about the importance of roadway safety and the consequences of violators.

There were a total of 15 citations issued.

2 cited for 9CMC SS 5601 (Failure to stop at a stop sign) -

1 cited for 9CMC SS 5504 (Fail to signal) -

5 cited for 9CMC SS 4108 (Failure to wear a seat belt) -

3 cited for 9CMC SS 2105 (Not in possession of vehicle registration) -

2 cited for 9CMC SS 2201 (No Valid Driver's license) -

1 cited for 9CMC SS 2107 (Failure to renew registration) -

1 cited for 9CMC SS 2106 (Failure to display license plate) -

EMS Open House (May 19-25, 2013)

FIRE/EMS Section had a open house activity for the community at the Tinian Fiesta Grounds.

Click it or Ticket National Enforcement Mobilization (May 20-June 2, 2013)

There were no mobilizations conducted due to fuel problems, Officers parked the Police vehicles on the side of the road for deterrence and also observed for violators on the roadways. Officers also educated the public drivers about the importance of roadway safety and the consequences of violators.

On May 25, 2013, this section did a courtesy Car Seat inspection during the EMS open house down at Fiesta Grounds.

There were a total of 12 citations issued on the Month of May.

- 3 cited for 9CMC SS 2107 (Failure to renew registration) -
- 1 cited for 9CMC SS 2212 (Vehicle not registered on the CNMI) -
- 1 cited for 9CMC SS 2105 (Not in possession of vehicle registration) -
- 3 cited for 9CMC SS 2106 (Failure to display license plate) -
- 2 cited for 9CMC SS 2201 (No valid Driver's license) -
- 2 cited for 9CMC SS 4108 (Failure to wear seat belt) -

Enforcement (June 2013)

There were no mobilizations conducted due to fuel problems, however regular duty enforcement was conducted. There were a total of 1 citation issued. (2) violations was given to one driver. -
1 cited for 9CMC SS6101 and 7104 (a) (Destruction of government property and reckless driving) -

Fourth of July Impaired Driving (July 4, 2013)

There were no mobilizations conducted due to fuel problems, however we were out on the field for deterrence and public education. Violators were given verbal warnings and were educated about roadway safety.

No citations were issued.

BACK TO SCHOOL (August 2013)

Speed Enforcement/LASER Enforcement was conducted, however no citations were issued during the enforcement. Officers also did roadside deterrence.

There were no citations issued during the month of August.

National Crackdown Labor Day Weekend (August 16-Sept. 2, 2013)

There were no mobilizations conducted due to fuel problems and lack of manpower, however we were out on the field for deterrence.

No citations were issued.

2013 LIFESAVERS CONFERENCE

Officer Roland San Nicolas attended the Life Savors conference in Denver Colorado for a couple of days.

KIDZ IN MOTION Training (August 2013)

Officer Peter Palacios Attended the KIMZ conference in Albuquerque New Mexico for a week.

CHILD PASSENGER SAFETY WEEK (September 15-21, 2013)

There were no mobilizations conducted due to the weather condition.

National Seat Check Saturday (September 21, 2013)

On September 21, 2013 Car Seat Technician Officers and Firefighters held a courtesy car seat inspection at the Tinian Huang Shun Supermarket. There were a total of 5 cars that came and had their car seats inspected. We also educated the drivers about how important it was to install the seats properly for the safety of the children riding in them.

HALLOWEEN (BUZZED DRIVING OR DRUNK DRIVING)

This section assisted with the School Halloween parade and mini carnival.

Car Seat Presentation for Students and Parents at Head start (October 2013)

On October 30, 2013 Officer Peter Palacios conducted a short presentation to the parents and students of the head start program about child passenger safety.

Plan for Thanksgiving Holiday (Buckle up CNMI, Every Trip Every Time, (November 25-December 13 2013)

This section will boost up its regular enforcement most especially during the Thanksgiving Holiday.

2013 Holiday Season (Impaired driving “Drive Sober or Get Pulled Over”) (December 13, 2013-January 1, 2014)

This section combined with Tinian Elementary School and the 14th Tinian Municipal Council will be having a Christmas Caroling to the government agencies and Manamko. -

- School presentations -
- Santa Clause Visitations -
- Sobriety Checkpoints and STLE Enforcements -

This section will do 2 Sobriety checkpoints on the days of December 23, 24, 25, 30, and 31, 2013. -
Also during the days and nights of the checkpoints, there will be enforcement on impaired driving and other highway violations. -

OTHER TRAFFIC ACTIVITIES:

This section has participated in numerous work related and community related activities such as the Annual San Jose Fiesta, the BAT Bike Race, the Hafa Adai Fun Run, and the Turquoise Blue Triathlon. This section has also assisted in Funeral Escorts, Parades, Motor Cades and Military Convoys.

MISCELLSNEOUS:

Plan for DPS Tinian Traffic Enforcement is to add additional (2) Police Officers to be certified with the Police Motorcycle. Certifying these officers will help reduce the amount of fuel consumed.

This section has been going thru a lot of problems with our traffic enforcement vehicles, pending ordered parts for the Crown Victoria, Ford Explorer has a major problem (radiator, ABS braking system and rear axle) and Ford Explorer (LP# 3505) has a major problem with its (front Axle). The two 900cc (Kawasaki) is up and running in good condition.

Island of Saipan Report...

Introduction

Commonwealth of the Northern Marianas Islands (CNMI) consists of fourteen (14) chain of tropical islands in which the island of Saipan is the largest and capitol of CNMI. Saipan is approximately 14square miles and the main economy is based on tourism industry. US Department of Commerce-Census Bureau recorded Saipan's population of forty-eight thousand two hundred twenty-two (48,222) for 2010.

CNMI Department of Public Safety (DPS) consists of Police Division, Fire Division, Criminal Investigations Bureau, and Bureau of Motor Vehicle. Commissioner of DPS oversees the general functions of DPS while the Director of Police oversees the functions of Police Division. Under the Police Division, it was divided into Police Service Bureau which consisted of Patrol Section (Village Patrol), Traffic Section (Highway Patrol), MCSAP (Motor Carrier Enforcement), and COPS (Community Oriental Policing Section), under the direct command of the Police Operations Commander.

Occupant Protection

The CNMI's seat belt usage rate of (80.88%) for drivers and passenger restraint which was conducted in the year 2011, continues to exceed the national average as a result of the vigilance, Public awareness and public education and enforcement by the CNMI's Police Department. Through the hard work and commitment of our officer we see a 10% increase in seatbelt usage , from 80.88 % in 2011 to 90.51% in 2013. In addition, through a survey conducted in the month of December 2013 we see that there is a rate of (43%) for child restraint usage out on the highway.

The annual campaign of the "Click-It-Or-Ticket" and the "Four-Step" programs has proved to be an effective tool in strengthening the CNMI's occupant protection program. While seat belt usage is a primary law in the CNMI, effectuating traffic stops to motorists found to be in violation are subjected to penalties and fines. For the "Click-It-Or-Ticket" Mobilization which was conducted May 20, 2013 to June 02, 2013 there was a recorded (113) occupant restraint violations and (12) Child Restrain violation, then in September 16 – 22 of 2013 during the Child Passenger Safety week there were a total of 20 Occupant restraints violations and (2) child restrain violations. Furthermore DPS Police and fire division conducted total of (5) car seat checkup events at multiple sites and inspected a total of (15) car seats. In this year's occupant restraint mobilization we see that there are more motorist in compliance with our local seat belt usage laws. In addition to this year's campaign we have in cooperated a community outreach reward event for the annual "Click It Or Ticket" mobilization. Officer visited multiple store parking lot areas and gave promotional and education give away for occupants who were in compliance with the seatbelt laws.

Through our community outreach, the Highway Safety Office (HSO) through its Car Seat Assistance Program (CAP) was able to provide assistance towards the purchase of (295) car seats to different households in the CNMI for the calendar year 2013.

As a result of this program, young children in the CNMI are much safer when traveling on our highways and roadways. In addition, HSO has identified many Fitting Stations on the island of Saipan alone such as Police Station, Fire Stations, and Highway Safety Office.

Presentations were conducted to the community on retrofitting and properly securing car seat occupants most especially first time users of a child restraining device. Trainings were also conducted with various participating vendors, to ensure that applicants applying for car seats are given the proper instructions and car seat for their children.

To reinforce and spread vital occupant protection information, HSO has developed and information sharing network with local media outlets for both air and print. Visual messaging systems are also set up with private entities to take up the challenge in delivering our prevention campaign messages.

Majority of the occupant protection programs were focused on community outreach and public education. This outreach consists of publication of numerous community banners, handouts, and promotional items.

HSO worked with various educational institutions to partake in the promotion of occupant protection through school activities and other functions such as school walk-a-thons, prep-rallies, PTA meetings and etc.

Through our efforts, authorities were able to achieve and accomplish the following for its occupant protection and child restraint program for calendar year 2013(January 1 thru December 17, 2013);

1. Traffic Section issued 920 safety belt citations and 60 for child restraint violations.
2. Traffic Section conducted 8 OP/CR Check points in 2013.
3. Traffic Section conducted 5 OP/CR Check up events in 2013.
3. Traffic Section conducted fifteen (15) OP/CR Presentations at various head starts and elementary schools.

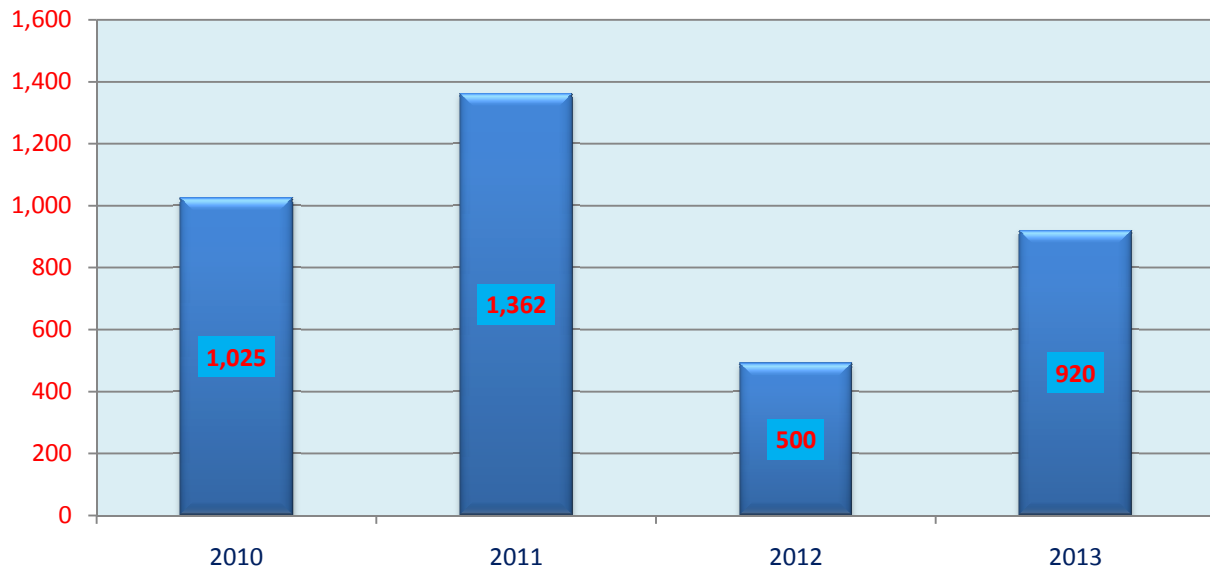


Local authorities from the island of Saipan continue to implement this type of safety measures and dramatically increased the number of enforcements to ensure that occupants of moving vehicles are safe and properly restrained.

We see a slight increase in the number of occupant restraint violation citations from (1,025) in calendar year 2010 to (1,873) in calendar year 2011, then in the past two years we see a slight increase from (500) in 2012 to (920) in calendar year 2013.

For child restraint violation, (49) in calendar year 2010 to (106) in calendar year 2011 to (35) in 2012 and (60) in calendar year 2013 . The numbers of occupant restraints traffic citations has slightly increased over the past year, as we are increasing our enforcement efforts to reduce the number of injuries and death on the highway.

Occupant Restraint Protection Violations



Police Traffic Services (PTS)

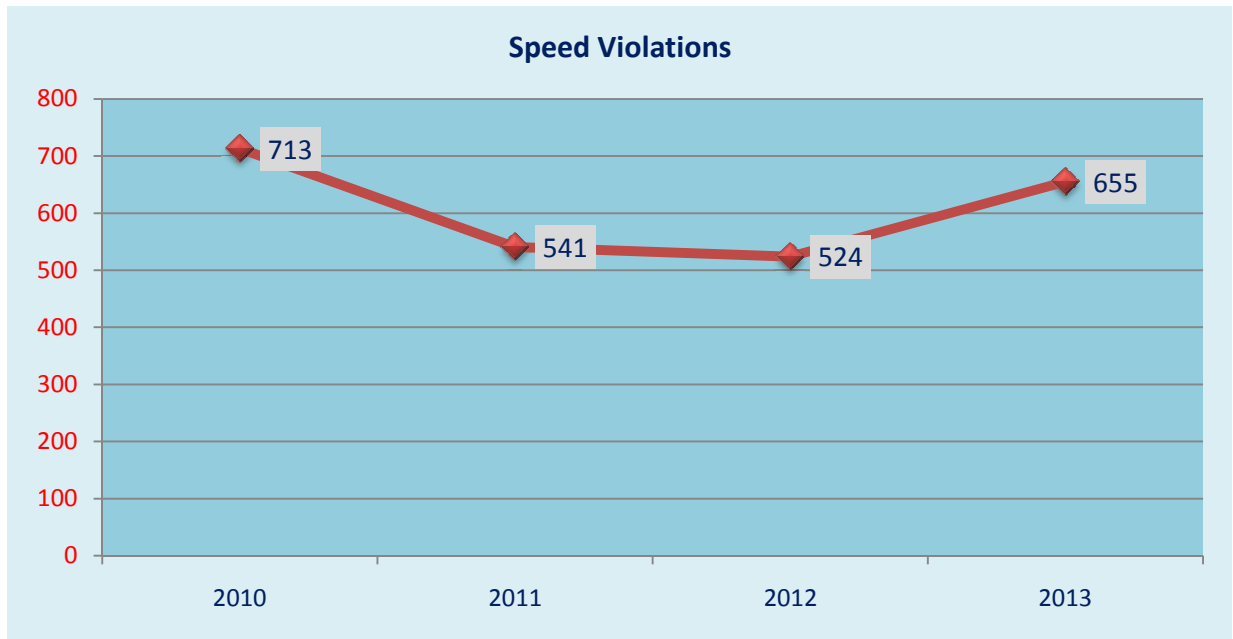
The goal of the CNMI Police Traffic Services program is to improve efficiencies in the investigations of fatal or near-fatal crashes as well as enforce traffic laws on our highways and roadways by way of professional training and equipment acquisition designed to enhance and accomplish specified PTS tasks. Funding from the U.S. Department of Transportation (U.S. DOT) and National Highway Traffic Safety Administration (NHTSA) has been the main financial sources for local authorities in implementing these vital programs.

With the continued efforts by both local and federal levels in achieving national targets, local authorities have developed initiatives to reinforce program delivery. Checkpoints, saturation patrols, drunk drugged driving prevention, speed management, traffic crash reduction, and other mobilization efforts were planned and delivered throughout the community.

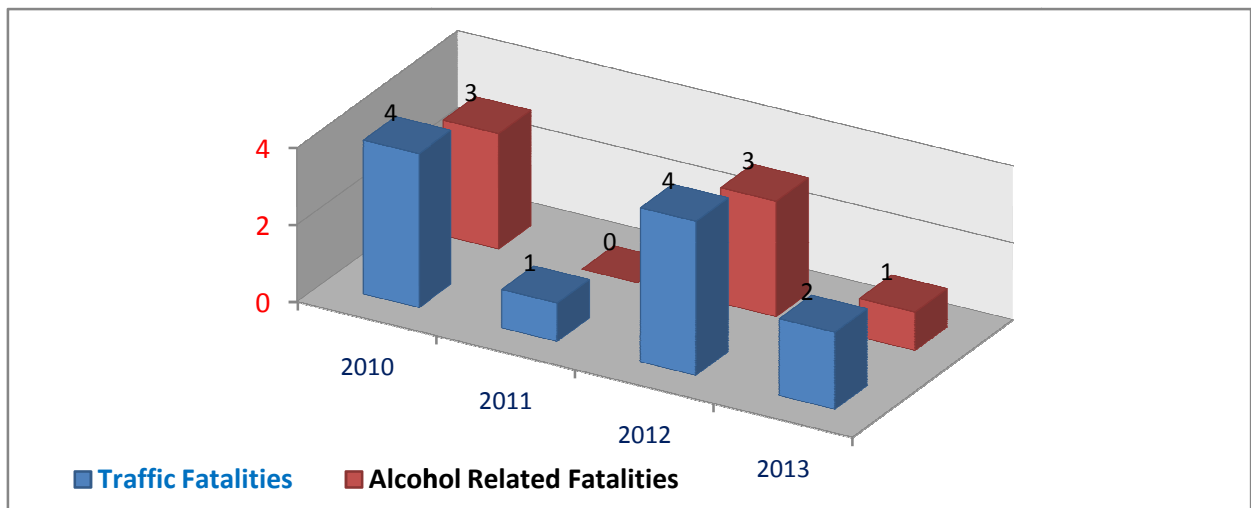
PTS continues to focus its efforts in speed control with random laser enforcement at strategic and high volume locations. Drag or Street racing on highways continues to be monitored by PTS personnel. Through this coordinated program, authorities have staged enforcement personnel at unannounced locations to tag street racers.

In calendar year 2013(January 1 thru December 17, 2013), PTS authorities issued Six hundred fifty five (655) speeding citations which are usually charged with additional violation(s). PTS also conducted

numerous Speed Enforcement mobilizations while out on Scheduled HVE sites. While speed is considered to be one of the main factors of most traffic crashes involving injuries and/or fatal, CNMI Police Department initiated “High Visibility Enforcement (HVE)”, which marked Police vehicles are assigned to specific locations, island wide for high visibility traffic enforcement during rush hours with limited number of speed detecting devices such as LTI 20/20. Due to increased number of traffic enforcement, we have seen a slight decrease in speeding violations from (713) in calendar year 2010 to (541) in calendar year 2011 to (524) citations in calendar year 2012, then we see a increase from (524) in 2012 to (655) in calendar year 2013.



Reduction of traffic related fatalities crashes on our highways and roadways continues to be a challenge. CNMI Police sees a slight decrease in traffic fatality incidents over the past two (2) years. The CNMI Police Department recorded two (2) Traffic Fatalities, for 2013 in which one(1) was alcohol related as compared to four (4) fatalities in two separate incidents.



One crash was recorded to have three (3) fatalities and was alcohol related , while the other crash had one (1) fatality in which speed was a factor in 2012, then in 2011 there was (1) traffic related fatality, which involves an occupant seating on the moving pickup truck bed falling on the roadway and In 2010 there were four (4) traffic related fatalities in which two (2) of these were auto-pedestrian crashes while three (3) were alcohol-involved.

Saturation patrols, HVE programs, and Sobriety Checkpoints conducted had stepped up deterrence effort with respect to DUI (Driving under the Influence) and other aggressive drivers. As noted, these activities are considered as many positive enforcement programs by authorities.

This collaborative effort also involves working with other government agencies and safety advocates to solidify program exposure and achieving highway safety goals.

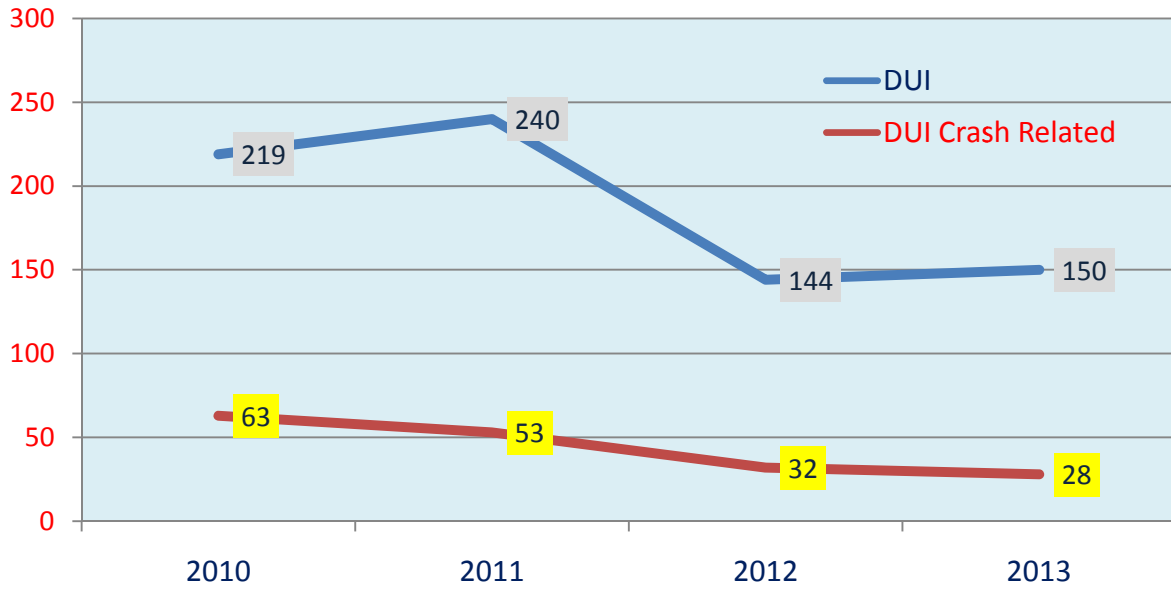
Through our efforts and with limited available resources and manpower, authorities were able to achieve and accomplish the following for its PTS program for the year 2013;

1. Maintain a low number of traffic fatalities (2) as compare to the year 2010.
2. Provided one-hundred and thirteen (113) traffic escorts and directed seventeen (17) events requiring directing traffic on the main highways or roadways.
3. Decrease the number of Occupant restraint violators on the highways.
4. Decrease the number of Speed violation on the highways.

Alcohol and Other Drugs Countermeasure

The CNMI continues to see an impaired driving problem on its highways and roadways. Police departments throughout the CNMI continue to implement aggressive impaired driving campaigns to deter operators to go behind the wheel when they are impaired. It is, however, noticeable a challenge to instill the mentality among these individuals of the consequences when driving impaired. This problematic area is considered a behavioral factor among violators.

To positively influence these behavior patterns, authorities have developed an extensive anti-impaired driving mobilization. These mobilizations are often implemented at high peak periods as well as holidays. Departments are tasked to develop their campaign for both day and night, weekdays and weekends. These mobilizations may include any of the following; highway interdictions, saturation patrols, sobriety checkpoints, and selective traffic law enforcement programs. The Traffic section conducted 11 check points in the calendar year 2013 (as of December 17, 2013) , there were a total of (150) DUI arrest made. Out of (150) DUI's (28) were crash related.



However, authorities noted steady decrease in recorded alcohol related traffic crashes in the past four years:

2010-(2,588) Total Traffic/Non-Traffic Crashes and (63) involving alcohol.

2011-(2,368) Total Traffic/Non-Traffic Crashes and (58) involving alcohol.

2012-(1,672) Total Traffic/Non-Traffic Crashes and (32) involving alcohol.

In addition to local efforts, authorities also participated in the national mobilization efforts by mirroring mobilization targets and events. One of the biggest events recognized by local authorities is the “Drive Sober or Get Pulled Over” Impaired Driving Prevention Month in the CNMI.

This year, HSO together with CNMI Police Department has formed the 2013 “3D” committee and is actively taking part of this year's national campaign a proactive approach .

This event brings together all safety advocates from various government, private, and non-profit agencies to head the “Call” of drunk-free driving and promote a safe and sober driving on our roadways. Agencies which support this annual mobilization are the DARE, LEOP, JPO, U.S Customs and Border Patrol (CBP),Northern Marianas Collage (NMC) Community Guidance Center, and etc.

These foundations and agencies have been assisting our organization develop and coordinate impaired-driver events and deterrence. Some examples of these mobilizations also include school presentations and static displays at various outlets throughout the islands.

Along with various agencies, the “3D” Designated Driver (DD) Program which is currently active. This program will consist of men and women who provide transportation services throughout the campaign voluntarily and without fees. And inclusive of various rent a car companies on island for donating vehicles and communication companies for donating communication equipment and services for this specific program during these hard economic times. This program has always been the highlight of the campaign.

Under the “3D” program, Sobriety Checkpoints and Saturation patrols will be conducted as part of enforcement plan to step up deterrence effort with respect to DUI (Driving under the Influence) and other aggressive drivers. As noted, this activity is considered as one positive enforcement program by authorities.

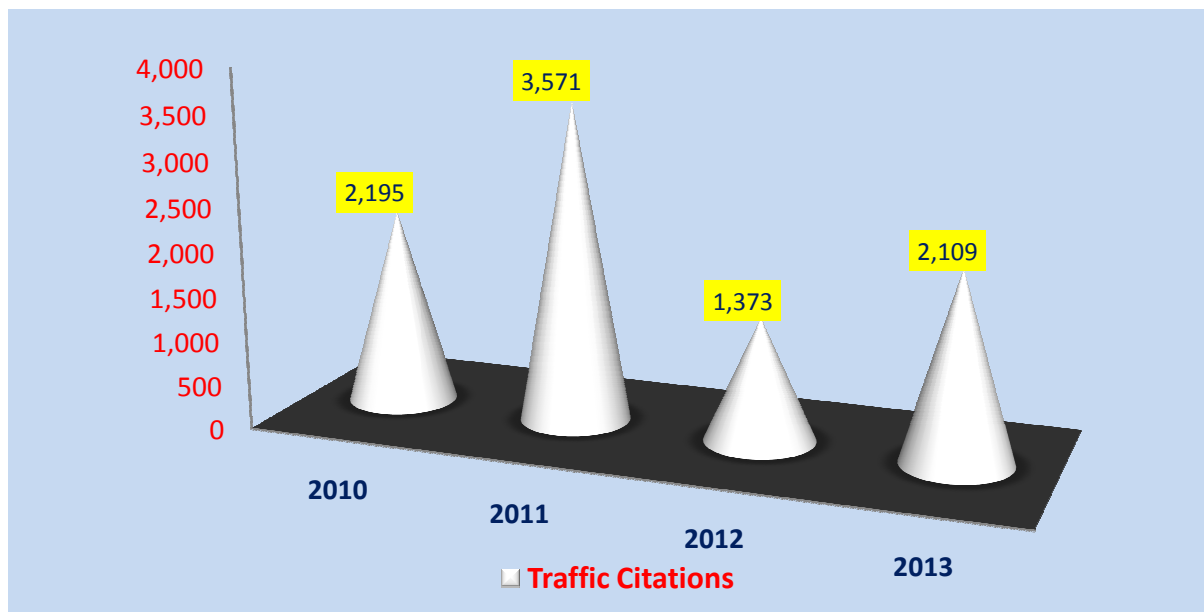
This collaborative effort also involves working with other government agencies and safety advocates to solidify program exposure and achieving highway safety goals.

Although the calendar year 2013 has not ended, more deterrence and enforcement programs to come during upcoming holiday season, authorities were able to achieve and accomplish the following for its alcohol countermeasure program for the year 2013;

1. Conducted (11) sobriety checkpoints during the 2013 National Impaired Driving Crackdown’s “Labor Day Weekend”, “Fourth of July Impaired Driving”, “Driver Sober or Get Pulled Over”, and etc.
2. Detected and processed (150) impaired drivers on the highways and roadways.

Conclusion

Based on our traffic citation records collected, Police Traffic Services issued total of (2109) traffic citations to motorist as compared to (2,451) traffic citations in 2012. furthermore there were a total of (3,571) citations issued in 2011, and (2,317) in year 2010. These statistics shows that the motorists in the island of Saipan continues to violate traffic laws, although we see a dramatic decrease in violations in the year 2013 as compared to the year 2012. We see that operators are more in compliance with the laws as compare in the previous years.



As compared to the previous year CNMI Police Department has slightly increased in personnel and traffic enforcement. Although educational resources, such as Checkpoint trailer, Speed Detecting devices, Police vehicles, overtime expenses and etc. Since late 2010, NHTSA funded Sobriety Checkpoint trailer has been inoperable and have been relying on the Fire Department’s Homeland Security Funded trailer and command vehicle.

Without the Fire Department's trailer or command vehicle, conducting Checkpoint will be impossible. For the speed detecting devices, Saipan currently have (4) LTI 20/20 in service compared to approximately 4 police officers on duty per shift.

To continue to accomplish our highway safety missions and keep our highways safe, the CNMI's Department Of Public Safety Police division needs the assistance of US Department of Transportation and NHTSA to give full support and provide funding assistance as financially restrained local authorities primarily relies on it. Furthermore the Department of Public Safety has found it to be effective when taking a proactive approach in tackling the issues of traffic violators by conduction educational check points, HVE enforcement combined with more public awareness and public presentations.

Emergency Medical Services Program

TRAFFIC-RELATED EMS TRAINING AND CERTIFICATION

The Department of Public Safety-Fire Division, Office of EMS continues to provide traffic-related training and certification courses for EMS/Rescue personnel in the islands of Saipan, Rota, and Tinian from EMT-Basic (EMT), Basic Life Support for Healthcare Providers (BLS), and other specialized training such as Prehospital Trauma Life Support (PHTLS) that provide emphasis on trauma-related injuries from motor vehicle crashes or other traffic-related incidents. These traffic-related courses are required for EMS/Rescue personnel and are conducted at least twice a year depending on their recertification cycle. EMT and BLS continue to be the minimum certification and staffing requirement to work on the ambulance or rescue unit.

At present we have 80 personnel in Saipan, 9 in Tinian, and 6 in Rota. We have 3 lead EMT instructors, 1 EMT skills instructor, and 9 BLS instructors between the three islands. We need to maintain the certification of our EMT and BLS instructors and recruit additional instructors to adequately and effectively conduct these traffic-related training and certification programs. The additional EMS instructors will improve and sustain the quality of training and education being conducted to EMS/Rescue personnel in responding to motor vehicle crashes or traffic-related injuries. All BLS instructors completed Instructor Recertification in December 2012 while 1 new Instructor for Rota got certified in September of this year.

In November of 2012, we conducted PHTLS, PEPP and EMT Transition courses. To date, we've recertified 80 EMS/Rescue personnel in EMT from Saipan, 9 from Tinian, and 6 from Rota. All 95 EMS/Rescue personnel have been recertified in BLS between the three islands throughout 2012 but their recertification will be due sometime next year in 2014 depending on their recertification cycle.

We continue to seek and obtain national certification through the National Registry of EMTs to demonstrate the minimum level of competency as compared to other providers in this profession. So far, 10 EMS/Rescue personnel, 9 from Saipan and 1 from Tinian have successfully passed the certification exam either at the first or second attempt. We continue to have a difficult time in achieving our goal at least an 80% pass ratio on the first attempt taken by EMS/Rescue personnel because of English being a second language for majority of our personnel. Having well-trained and competent EMT-Basics to respond to motor vehicle crashes that deal with critical and dangerous situations or treat seriously injured victims from traffic-related incidents requires continuous EMS professional education, training, and certification.

Funding support is needed to sustain recruitment and retention of EMS instructors, administer the NREMT exams, certify and recertify EMS/Rescue personnel at all levels to include maintaining sufficient instructional materials, equipment, and supplies.

TRAFFIC-RELATED EMS ON-THE-JOB TRAINING AND EXCHANGE PROGRAM

The Department of Public Safety-Fire Division, Office of EMS/Rescue Section needs to enhance its traffic-related EMS on-the-job training for EMS/Rescue personnel from the islands of Rota and Tinian. This traffic-related EMS training program will allow those personnel to be proficient in their EMT knowledge and skills as it relates to motor vehicle crashes or traffic-related injuries.

Of the 95 EMS/Rescue personnel, 9 are from Tinian and 6 are from Rota. Thus far, we've conducted this in February, March, May, July, August and October for 8 personnel from Tinian and for 3 EMS/Rescue personnel from the island of Rota. We would like to conduct this traffic-related EMS on-the-job training program on a rotational basis until all EMS/Rescue personnel from these areas have completed the program. Furthermore, EMS/Rescue personnel from Saipan will continue to use this opportunity to network with their peers in Rota and Tinian while their counterparts undergo this training in Saipan as part of an exchange program

Funding support is needed to maintain and sustain this traffic-related EMS on-the-job training and exchange program for EMS/Rescue personnel from the islands of Rota and Tinian which will enhance their EMT knowledge and skills when responding to these incidents and provide them with the necessary "hands-on" tools and experience needed in achieving better patient outcomes in traffic-related crashes within their EMS systems.

TRAFFIC SAFETY AND EMS PUBLIC EDUCATION AND INJURY PREVENTION PROGRAM

The Department of Public Safety-Fire Division, Office of EMS has successfully conducted numerous traffic safety and EMS public education injury prevention campaigns in collaboration with the traffic section within our department and other government agencies and stakeholder organizations as it pertains to motor vehicle crashes or traffic-related incidents. We continue to partner with our stakeholders to provide innovative and alternative public education programs to the communities, citizens, and visitors in the islands of Saipan, Rota, and Tinian to reduce the need for emergency medical services which are crucial to preventing and reducing motor vehicle crashes or traffic-related injuries by keeping the public informed and educated on these issues. We continue to invest in advertising via all outlets, radio and television airtime as well as billboards and signs placed throughout the island.

EMS has been more actively involved in increasing awareness of occupant protection for younger adults, advocate for stricter traffic laws in the hopes of addressing or eliminating traffic fatalities and injuries involving children here in the CNMI through our EMSC program that specifically targets families, women, and children. This will continue to bring the attention of everyone and participation of all the different ethnic groups here in the CNMI by encouraging them to become a "partner for life" by contributing to public service as part of their civic duties to prevent injuries, reduce illness, and ultimately save more lives.

In December 2013, EMS/Rescue personnel are actively involved in the department's annual Drunk and Drugged Driving (3D) Prevention Month. The Office of EMS participates in this campaign annually for the last 19 years to include our EMTs being trained and certified as Child Passenger Safety Technicians. At present, we have 7 EMS/Rescue personnel from the island of Saipan that have been certified and have participated in numerous Occupant Protection and Child Restraint and DUI Checkpoints throughout the year with our traffic safety officers.

EMS/Rescue personnel play a very active and critical role in these efforts to reduce traffic crashes and resulting deaths, injuries, and property damage because they witness first-hand the detrimental effects of speeders or aggressive drivers, adults or minors consuming alcohol and driving under-the-influence, the lack of or improper use of seatbelts or child restraining devices for infants and children, driving in inclement weather or on difficult road conditions, and simply driver or pedestrian error. These traffic safety and EMS public education campaigns will continue to be conducted throughout the year.

Lastly, if we are not successful in our traffic safety education and injury prevention efforts because motorists and pedestrians fail to use good judgment, we must resort to emergency response and actions by our community members. It is a known fact that early recognition of injuries, immediate response, treatment and prompt transportation of patients to the hospital is crucial to survival for victims involved in motor vehicle crashes or traffic-related incidents. As part of this initiative we have been very actively in our First There First Care Bystander Care, Make The Right Call, and Heartsaver CPR campaigns.

Funding support is needed to maintain and sustain traffic safety and EMS public education and injury prevention campaigns to include training, equipment, and sufficient public education materials and supplies.

PROFESSIONAL DEVELOPMENT TRAINING & TRAFFIC-RELATED EMS SYSTEM MONITORING

The geographic location of the CNMI from the U.S. Mainland and our island neighbors and the physical separation by the ocean between the islands of Saipan, Rota, and Tinian has continued to make it difficult for EMS professionals in the CNMI EMS System to network and share information with other EMS systems and professionals as it pertains traffic safety and emergency response to motor vehicle crashes or traffic-related incidents. These challenges in professional development and EMS system monitoring by EMS personnel has created gaps in enhancing our efforts in traffic safety education and performing EMS system monitoring which is imperative to keeping abreast in the latest issues and developments in traffic-related EMS responses.

Although we've been successful in our efforts locally, research in medicine nationally continues to produce new and best practices and innovative technologies that affect prehospital patient care in responding to and transporting from motor vehicle crashes or traffic-related injuries. Our involvement in EMS associations or organizations at the national level has proven beneficial in that the critical needs of the CNMI EMS System is well received and taken into consideration when addressing traffic safety and education, emergency response to traffic-related incidents, and conduct research to save more lives of victims involved in motor vehicle crashes.

Furthermore, involvement of the state EMS office in Saipan between the more rural islands of Rota and Tinian has been minimal and almost non-existent in terms of EMS system monitoring because of our inability to perform such task without funding support. This is crucial to addressing traffic-related EMS response times, scene times, and transport times to include evaluating patient outcomes from motor vehicle crashes or traffic-related incidents. EMS system monitoring will allow us the opportunity to meet with local EMS staff and personnel to discuss and ensure that national initiatives and project activities pertaining to traffic safety are being implemented locally.

Funding support is needed to maintain and sustain professional development training and traffic-related - EMS system monitoring by attending national conferences or meetings and performing system monitoring between our jurisdictions.

	<u>Year:</u>	<u>2010</u>	<u>2011</u>	<u>2012</u>
Actual Numbers (minutes)				
<i>Saipan:</i>		6.50	6.12	6.08
<i>Tinian:</i>		n/a	n/a	n/a
<i>Rota</i>		n/a	n/a	n/a

Emergency Medical Services Summary of activities response to Motor Vehicle Crash (MVC)

	<u>Year:</u>	<u>2010</u>	<u>2011</u>	<u>2012</u>
<i>Motor Vehicle Crash to MVC:</i>		173	169	135
<i>Patient Transported from MVC:</i>		72	132	107
<i>Ambulance Response to MVC:</i>		83	154	112
<i>Rescue Response to MVC:</i>		61	115	58
<i>Suppression Response to MVC:</i>		37	27	26
<i>Medic Response-Rescue Assist:</i>		409	508	338
Fatal:		0	0	0
Critical:		3	85	5
Minor:		52	84	114
Non-Injury:		17	36	39

Paid Media -

In 2013, the CNMI Department of Public Safety continued to utilize public and private media maximizing usage as our major communication outlets in providing public information and education outreach activities through local newspapers, local magazines, church bulletin (Sunday issues), various radio stations (am/fm), television station, and electronic messaging signboard to include distribution of highway Safety messages poster, flyers and brochures.

ATTITUDINAL AWARENESS SURVEYS

(NHTSA) "Behavior and Attitude Studies" on

Impaired Driving, belt use and Speeding

(Combined survey for Saipan, Tinian and Rota)

SEAT BELT – DRIVER LICENSING OFFICE SURVEY

This Driver Licensing Office is assisting in a study *about safety belts in CNMI*. Your answers to the following questions are voluntary and anonymous. Please complete the survey and give it back to surveyor. Thank you!.

1. - **Your sex:** (61) Male (90) Female

2. - **Your age:** (103) 16-20, (0) Under 21 (20)21-25 (16) 26-39 (44)35-49 (10)50-59 (3)60 Plus

3. - **Your race:** (8)White (0)Black (55)Asian (3)Native American (128)Other (Chamorro, Philipino, Nep, Bangladesh).

4. - **Are you of Spanish/Hispanic origin?** (52)Yes (138)No

5. - **Your Zip Code:** _(20) 96950, (53) 96951 and (121) 96952

6. - **About how many miles did you drive last year?**

(90) Less than 5,000 (39) 5,000 to 10,000, (35)10,001 to 15,000, (33)More than 15,000

7. What type of vehicle do you drive most often?

(102)Passenger car (34)Pickup truck (19)Sport utility vehicle (5)Mini-van (1)Full-van, (28) Other

8. How often do you use safety belts when you drive or ride in a car, van, sport utility vehicle or pickup?

(93) Always (45)Nearly always (39)Sometimes (11)Seldom (5)Never

9. Do you think that it is important for police to enforce the safety belt law?

(179) Yes (14)No

10. What do you think the chances are of getting a ticket if you don't wear your safety belt?

(58) Always (41)Nearly Always (53)Sometimes (28)Seldom (14)Never

11. Do you think the safety belt law in Arkansas is enforced:

(64) Very strictly (62)Somewhat strictly (45)Not very strictly (16)Rarely (11) Not at all

12. Have you ever received a ticket for not wearing your safety belt?

(36) Yes (157)No

13. In the past month, have you seen or heard about police enforcement focused on safety belt use?

(113) Yes (80)No

14. In the past month, have you experienced police enforcement activities looking at safety belt use?

(103) Yes (91)No

15. Have you recently read, seen, or heard anything about safety belts in CNMI?

(130)Yes (64)No

If yes, where did you see or hear about it? (Check all that apply):

(53)Newspaper (57)Radio (45)TV (53)Billboards (41)Brochure (50)Police Enforcement (3)Other

If yes, what did it say? They are happy to have program available in the CNMI.

16. Have you recently read, seen, or heard anything about wearing a safety belt and riding in a pickup truck?

(85)Yes (123)No

17. Do you know the name of any safety belt program(s) in CNMI? (check all that apply):

(103) Buckle Up CNMI (8)Buckle Up in Your Truck (149)Click It or Ticket (6)Operation Stay Alive Belt survey questions B - 3

SPEEDING - DRIVER LICENSING OFFICE SURVEY

This Driver Licensing Office is assisting in a study about Speeding in the CNMI. Your answers to the following questions are voluntary and anonymous. Please complete the survey and give back to surveyor. Thank you!

1. Your gender: (103)Male (90)Female

2. Your age: (1-2)16-20 (30)21-25 (15)26-34 (38)35-39 (8)40-49 (9)50-59 (3)60 Plus

3. Your Zip Code”: (19) 96950 (53) 96951 (121) 96952

4. What type of vehicle do you drive most often?

(101)Car (9)Van (17)Sport utility vehicle (SUV) (36)Pick-up truck (27)Other

5. Miles driven in the last 12 months: n/a

6. How often do you use seat belts when you drive or ride in a car, van, sport utility vehicle or pick up?

(83)Always (46)Nearly always (44)Sometimes (10)Seldom (10)Never

7. How often do you travel above the posted speed limit?

(33)Very often (46)Somewhat often (42)Not very often (44) Rarely (25)Not at all

8. Do you feel unsafe sharing the road with drivers who speed? (142)Yes (52) No

9. What do you think the chances are of getting a ticket if you drive over the speed limit?

(63)Very Likely (50)Somewhat Likely (40)Likely (24)Unlikely (15)Very Unlikely

10. In the past 30 days, have you received a speeding ticket?

(11)Yes (180) No

11. In the past 30 days, has anyone you know received a speeding ticket?

(31)Yes (161)No

12. Do you think State police enforce speeding laws:

(108)Very strictly (56)Somewhat strictly (30)Not very strictly (19)Rarely (19)Not at all

13. Do you think local police enforce speeding laws:

(60)Very strictly (50)Some what strictly (46)Not very strictly (15)Rarely (22)Not at all

14. Do you think the penalties for speeding are:

(26) Too severe (101) About right (55) Not severe enough (21) Don't know

15. Have you recently read, seen, or heard anything about speed enforcement?

(54) Yes (17) No

If yes, where did you read, see or hear about it? (Check all that apply):

(40) Newspaper (30) Radio (33) TV (11) Poster (32) Brochure (34) Police checkpoint (1) Other

What did you read, see or hear? Good public awareness

Speeding survey questions B - 4

ALCOHOL - DRIVER LICENSING OFFICE SURVEY -

This Driver Licensing Office is assisting in a study about Alcohol and Driving in CNMI. Your answers to the following questions are voluntary and anonymous. Please complete the survey and give it back to surveyor Thank you!

1. **Your sex:** (102)Male (66)Female
2. **Your age:** (101)16-20 (16)21-25 (15)26-34 (44)35-49 (7)50-59 (1)60 Plus
3. **Your race:** (8)White (0)Black (53)Asian (5)Native American (117) Other: Chamorro, Filipino, Nep Bandgeldesh
4. **Are you of Spanish/Hispanic origin?** (52)Yes (138) No
5. **Your Zip Code:** (16)96950, (53)96951, and (121)96952
6. **How often do you use seat belts when you drive or ride in a car, van, sport utility vehicle or pick up?**
(81)Always (48) Nearly always (42) Sometimes (13)Seldom (10) Never
7. **In the past 30 days, how many times have you driven a motor vehicle within 2 hours after drinking alcoholic beverages?** (113)
(154) I DO NOT DRINK
8. **What do you think the chances are of someone getting arrested if they drive after drinking?**
(53)Always (35)Nearly Always (48)Sometimes (21)Seldom (16)Never
9. **Compared with 3 months ago, are you now driving after drinking?** (check one)
(5)More often (17)Less often (2) About the same (25)I never drive after drinking (106) I DO NOT DRINK
10. **Do you think the police enforce the drinking and driving laws: -**
(58)Very strictly (53)Somewhat strictly (34)Not very strictly (22) Rarely (23)Not at all -
11. **Do you think the penalties for alcohol-impaired driving are:**
(28)To strict (96)About right (48)Not strict enough (18) Don't know
12. **In the past 30 days, have you gone thru a police checkpoint targeting alcohol-impaired drivers?**
(24)Yes (166)No
13. **Have you recently read, seen, or heard anything about alcohol-impaired driving (or drunk driving) in the CNMI?**
(124) Yes (65) No

If yes, where did you see or hear about it? (Check all that apply): -

(52)Newspaper (52) Radio (58)TV (53) Poster (39)Brochure (43)Police checkpoint O Other

14. Do you know the name of any alcohol-impaired driving enforcement program(s) in the CNMI ?

*The Department of Public Safety on Saipan, Tinian and Rota

(check all that apply):

(108)You Drink & Drive, You Lose (102)Drunk Driving, Over the Limit Under Arrest (66)Friends Don't Let Friends Drive Drunk (58) Drive Sober or Get Pulled Over Please Step Away From Your Vehicle Alcohol survey questions B - 2

Financial Section

Fiscal Year 2013 National Highway Traffic Safety Administration (NHTSA) Financial Report -

Section 402 Funding: Highway Safety Programs Funding

- Total 402 Approved
- Total 402 Expenditure
- 402 Carry-Over to FY2014

Section 405(a): Occupant Protection Incentive Grants

Section 406: Safety Belt Performance Grants

Section 408: Highway Data Improvement Grants

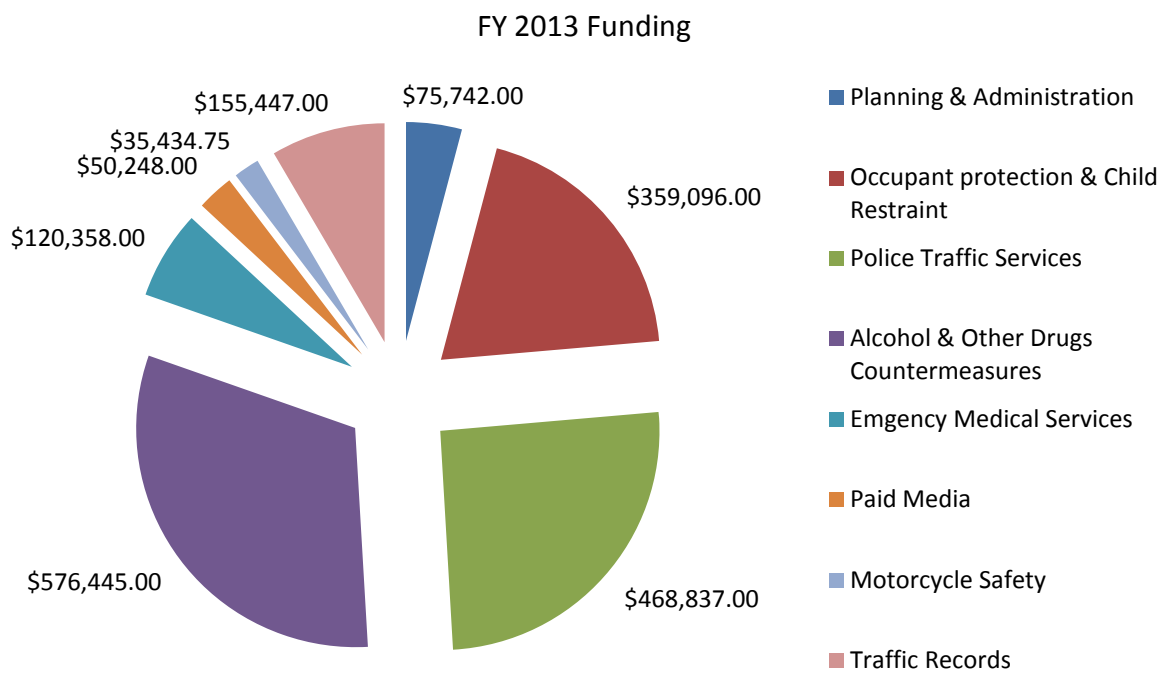
**FY2013 NHTSA Financial Report -
As of December 04, 2013 -**

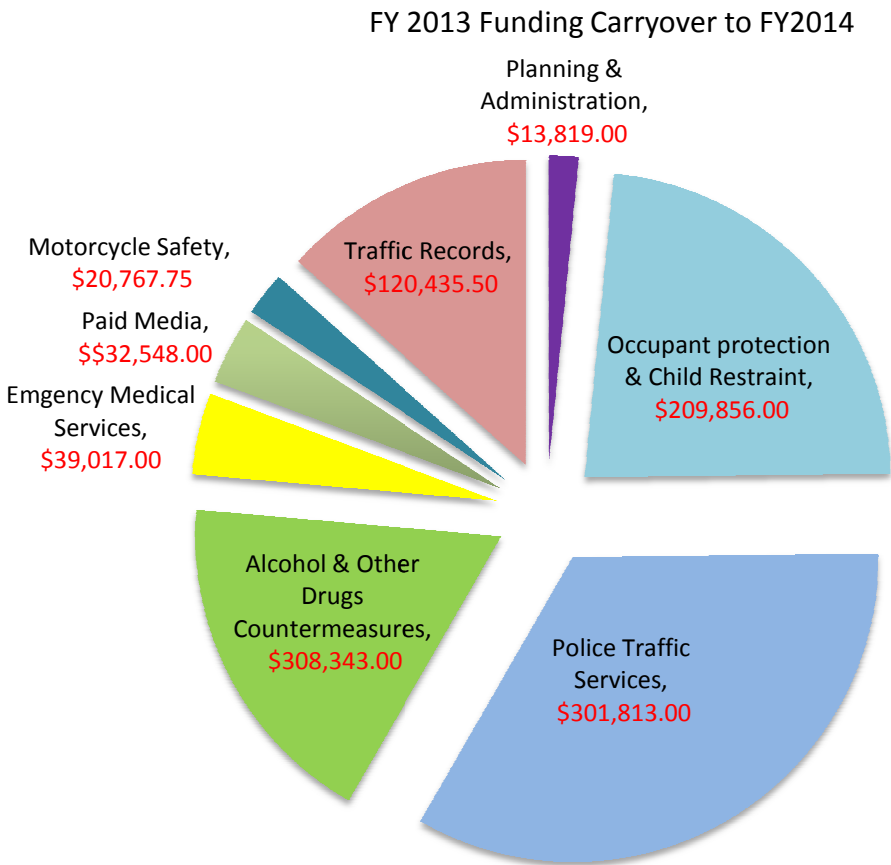
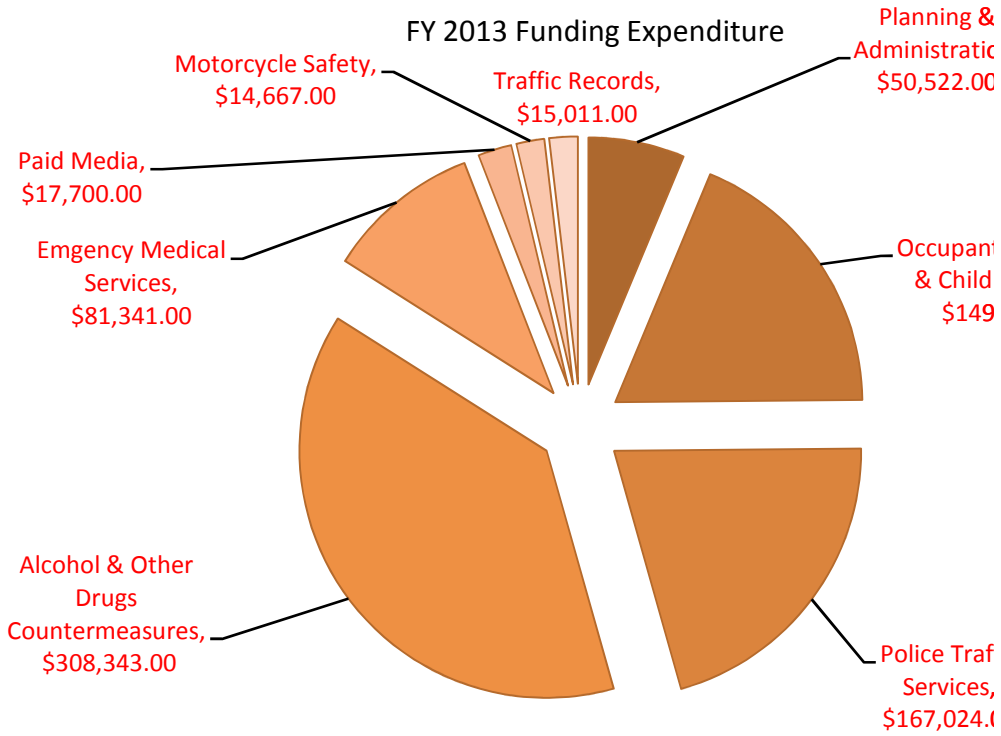
Program	FY13 Funding (FY13 + FY12 C/O)	Total Expended	Carry-Over to FY14
Planning & Admin	\$ 75,742.00	\$ 50,522.00	\$ 13,819.00
Occupant Protection/Child Restraint	\$ 359,096.00	\$ 149,240.00	\$ 209,856.00
Police Traffic Services	\$ 468,837.00	\$ 167,024.00	\$ 301,813.00
Alcohol	\$ 576,445.00	\$ 308,343.00	\$ 162,782.00
Emergency Management Services	\$ 120,358.00	\$ 81,341.00	\$ 39,017.00
Paid Media	\$ 50,248.00	\$ 17,700.00	\$ 32,548.00
Motorcycle Safety	\$ 35,434.75	\$ 14,667.00	\$ 20,767.75
Traffic Records	\$ 155,447.00	\$ 15,011.00	\$ 120,435.50
Total Section 402	\$ 1,841,607.75	\$ 803,848.00	\$ 901,038.25
Occupant Protection Incentive - J2	\$ 16,050.00	\$ 16,050.00	\$ -
OP Safetea-Lu - K2	\$ 199,162.00	\$ 112,677.00	\$ 86,485.00
Safety Belt (406) - K4	\$ 700,821.00	\$ 161,347.00	\$ 539,474.00
Data Program (408) - K9	\$ 603,736.00	\$ 260,118.00	\$ 343,618.00
MAP21 405c Data Program	\$ 129,261.12	\$ -	\$ 129,261.12
TOTAL	\$ 3,490,637.87	\$ 1,354,040.00	\$ 1,999,876.37

Note: De-obligation-per NHTSA Hqtrs Memo

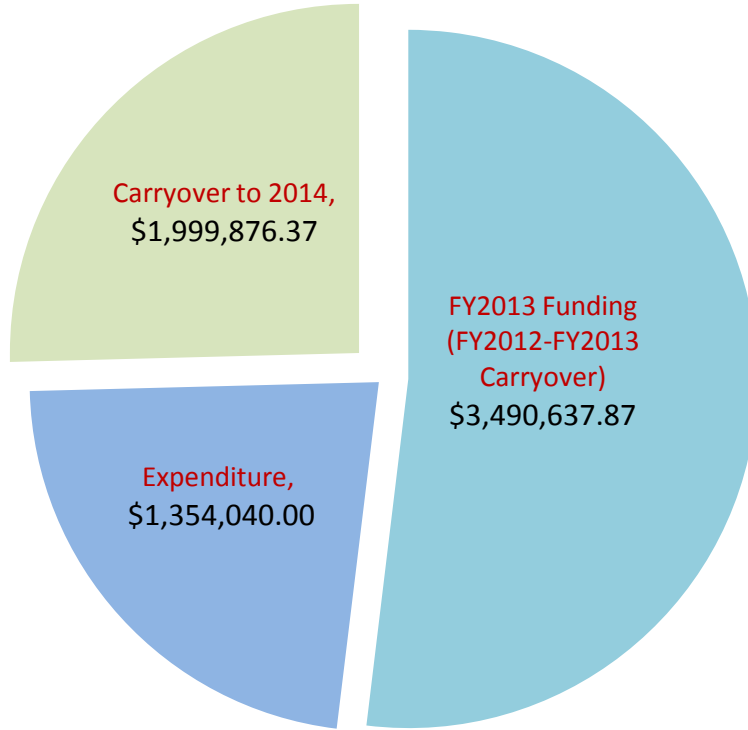
Planning and Administration	\$11,703.00
Alcohol and Other Drugs Countermeasures	\$105,320.00
Total:	\$117,023.00

The following Charts/Graphs represent FY13 Funding, Expenditure, and Carry-over:

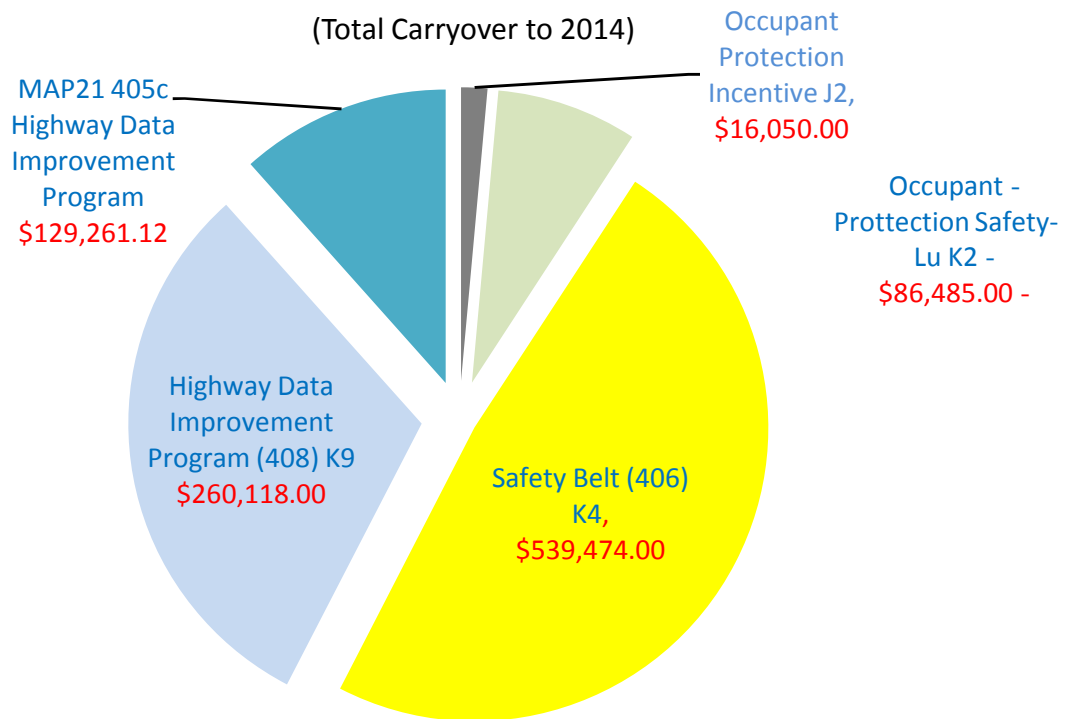




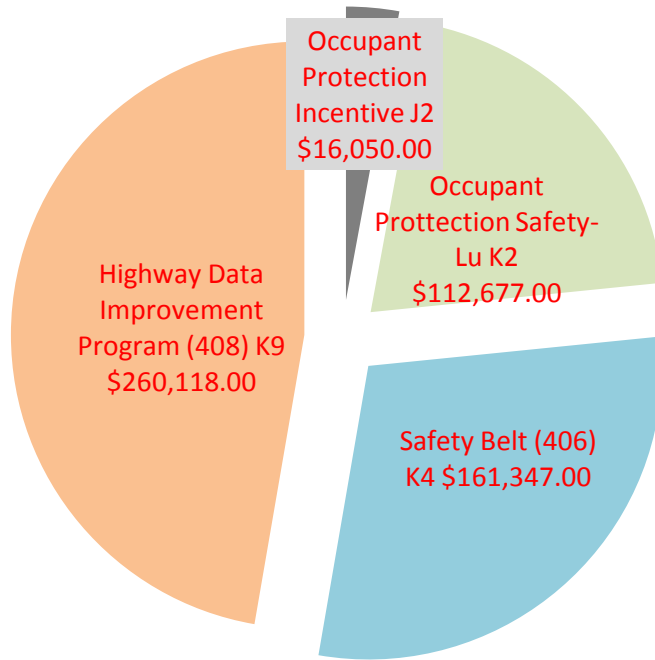
Total NHTSA Section 402 -



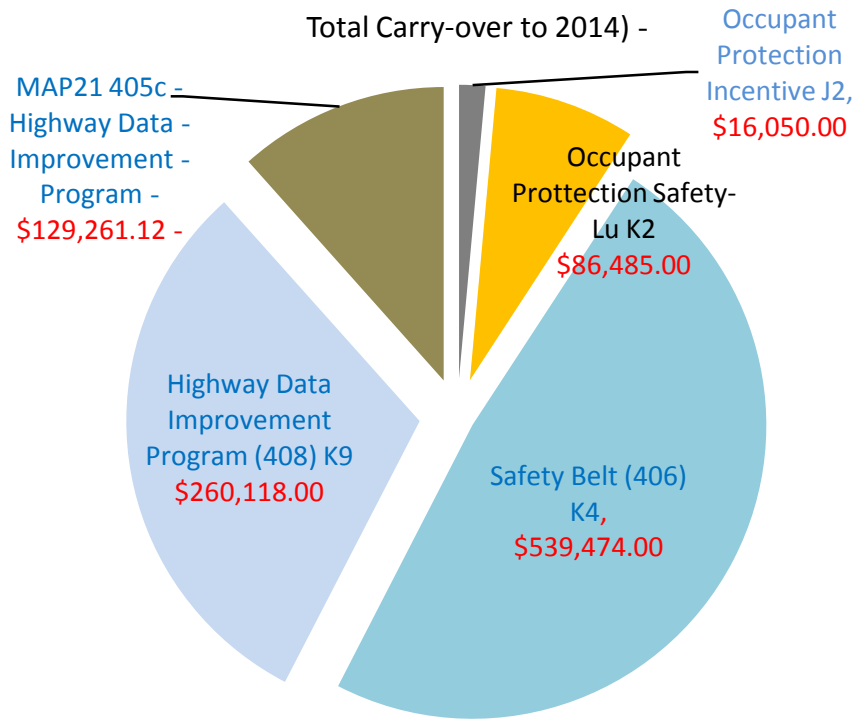
(Total Carryover to 2014)



Total Expenditure for J2, K2, K4, K9 -



Total Carry-over to 2014) -



Total FY2013 Funding: FY2013 Funding, Expenditure, Carry-over to 2014 for the following: OP Incentive J2, OP Safety-Lu K2, Safety Belt (406) K4, Data Program (408) K9, MAP21 405c Data Program

