




The Honorable
Eddie Baza Calvo
Governor

The Honorable
Ray Tenorio
Lieutenant Governor



December 31, 2013

David Manning, Ph.D.
Regional Administrator
National Highway Traffic Safety Administration
Region IX
201 Mission Street, Suite 1600
San Francisco, CA 94105


Dear Dr. Manning:

Transmitted for your information and review is Guam's 2013 Annual Performance Evaluation Report for Sections 402, 405, 408, 405b, 405c, and 405e grant activities as contained in the Fiscal Year 2013 Highway Safety Plan.

We wish to express our sincerest appreciation for all the efforts you have personally directed in helping us address the highway safety needs of our island.

Should you require any information, please do not hesitate to contact Ms. Therese Matanane, Program Coordinator IV at (671) 646-3229 or email her at therese.matanane@dpw.guam.gov.

Sincerely,


Carl V. Dominguez
Governor's Highway Safety Representative

Enclosure

2013 Annual Performance Evaluation Report



A message from the Governor's Highway Safety Representative



Hafa Adai and Season's Greetings from the Beautiful Island of Guam!

Guam is pleased to submit the NHTSA Annual Report describing many of the projects we implemented in FY2013 with the goal of saving lives.

The Office of Highway Safety will continue to develop and administer a comprehensive plan for the purpose of reducing the incidence and severity of vehicular crashes on Guam's highways and local street system by implementing innovative traffic safety projects on a variety of contributory and associated factors related to traffic crashes. OHS continues to administer and implement Guam's Highway Safety programs by ensuring all goals and objectives are met and complying with all federal and local rules and regulations.

We look forward to the upcoming year as we still have work to be done and will remain committed in making Guam's roadways safer. We appreciate your continued support for our highway safety programs and providing technical assistance to the Office of Highway Safety with the goal of reducing injuries and fatalities on our roads.

Thank you and Si Yu'os Ma'ase and may you and your staff have a Prosperous New Year!

TABLE OF CONTENTS

Introduction.....	4
Attitudinal Survey.....	5
Five Year Statistics.....	6
Performance Goals and Trends.....	7
Core Outcome Measures.....	8
Core Behavior Measures.....	8
Alcohol Countermeasures.....	10
Occupant Protection.....	17
Police Traffic Services.....	23
Traffic Records.....	27
Planning and Administration.....	28
OP Low Seat Belt Grant (section 405b).....	29
Distracted Driving (section 405e).....	31
Highway Safety Personnel Development Training.....	34
Federal Aid Reimbursement.....	35

INTRODUCTION

The Office of Highway Safety administers State and Federal highway safety funds and oversees highway safety program efforts supported by these funds for Guam.

They developed Guam's 2013 Highway Safety Plan, which identified traffic-related safety problems in Guam and recommends programs most effective in reducing traffic fatalities, injuries, and crashes.

This Performance Plan describes Guam's problem identification process and identifies the highway safety benchmarks and goals.

In CY2012, we saw a slight decrease in traffic fatalities with 16 recorded in comparison to CY2011 of 17 recorded. Guam's law enforcement agencies are committed to enforcing Guam's traffic safety laws. These officers focus their attention on Guam's high-risk roadways, identified as having a history of alcohol and speed-related crashes.

In FY2013, the Office of Highway Safety (OHS) implemented projects and facilitated activities and programs, which contributed toward reaching Guam's goals. Guam OHS recognizes the achievement of quantified goals as collaborative and ongoing efforts of a multitude of government departments/agencies and private entities involved in improving highway safety.

Maintaining our partnerships with other traffic safety stakeholders will help us continue to make significant strides in reducing traffic-related fatalities.

This annual report describes the progress made toward reaching Guam's Office of Highway Safety goals and summarizes program area outcomes.

ATTITUDINAL SURVEY

IMPAIRED DRIVING		
<p>A-1: In the past 30-60 days, how many times have you driven a motor vehicle 2 hours after drinking alcoholic beverages?</p> <p>22% Participants did not drive 2 hours after consuming an alcoholic beverage.</p> <p>46% Had at least 1 – 2 times in the last 30–60 days.</p> <p>32% Have driven after consuming alcohol more than 4 times in 30-60 day time frame.</p>	<p>A-2: In the past 30-60 days, have you read, seen, or heard anything about alcohol-impaired driving (drunk driving) enforcement by the police?</p> <p>86% Yes</p> <p>14% No</p>	<p>A-3: What do you think the chances are of someone getting arrested if they drive after drinking?</p> <p>55% Always</p> <p>25% Most of the time</p> <p>6% Half of the time</p> <p>14% Rarely</p> <p>0% Never</p>

SEAT BELT USE		
<p>B-1: How often do you use seat belts when you drive or ride in a car, van, sport utility vehicle or pick-up truck?</p> <p>77% Always</p> <p>21% Most of the time</p> <p>1% Half of the time</p> <p>1% Rarely</p> <p>0% Never</p>	<p>B-2: In the past 30-60 days, have you read, seen, or heard anything about seat belt enforcement by the police?</p> <p>65% Always</p> <p>4% Most of the time</p> <p>8% Half of the time</p> <p>13% Rarely</p> <p>10% Never</p>	<p>B-3: What do you think the chances are of getting a ticket if you do not wear your safety belt?</p> <p>68% Always</p> <p>14% Most of the time</p> <p>11% Half of the time</p> <p>7% Rarely</p> <p>0% Never</p>

SPEEDING

S-1a: On a local road with a speed limit of 30 mph, how often do you drive faster than 35 mph?	S-1b: On a road with a speed limit of 65 mph, how often do you drive faster than 70 mph?	S-2: DMV-S15: In the past 30-60 days, have you read, seen, or heard anything about speed enforcement by police?	S-3: What do you think the chances are of getting a ticket if you drive over the speed limit?
3% Always	45% Always	82% Yes	56% Always
66% Most of the time	6% Most of the time	18% No	8% Most of the time
12% Half of the time	22% Half of the time		25% Half of the time
18% Rarely	16% Rarely		11% Rarely
1% Never	11% Never		0% Never

5 YEAR STATISTICS

GUAM'S SUMMARY OF TRAFFIC DEMOGRAPHICS AND FATALITIES,

2008-2012

YEAR	POPULATION	REGISTERED VEHICLES	TRAFFIC FATALITIES	ALCOHOL – RELATED FATALITIES
2008	154,805+	104,278	8	4
2009	154,805+	105,727	15	7
2010	159,358	108,218	16	5
2011	159,358	109,842	17	6
2012	159,914 (July 2012 est.)	111,091	16	7

PERFORMANCE GOALS AND TRENDS

Core Outcome Measures		2008	2009	2010	2011	2012
TOTAL PROGRAM						
C-1	Traffic Fatalities (Actual)	8	15	16	17	16
C-2	Serious Traffic Injuries	448	267	484	916	1180
C-3	Total Fatalities/VMT Rural/Urban	NC	NC	NC	NC	NC
OCCUPANT PROTECTION						
C-4	Unrestrained Passenger Vehicle Occupant Fatalities	0	2	0	8	1
B-1	Seat Belt Rate (Island-wide observational surveys)	85%	80%	85%	84%	81.4%
B-2	Child Passenger Restraints Use	71%	65%	75%	76%	76%
ALCOHOL						
C-5	# of Fatalities Involving Driver or Motorcycle Operator w/≥.08 BAC	5	9	0	1	1
	Alcohol or Drug Related Fatalities	4	7	5	6	7
SPEED CONTROL						
C-6	Speed Related Fatalities	1	6	8	7	5
MOTORCYCLISTS						
C-7	# of Motorcyclist Fatalities	0	4	2	4	3
C-8	# of Un-helmeted Motorcyclist Fatalities	0	2	0	3	2
PEDESTRIANS						
C-9	Drivers Age 20 or Younger involved in Fatal Crashes	1	1	0	3	0
C-10	Pedestrian Fatalities	3	4	4	3	4

NC – Not collected

Guam's Annual Performance Assessment

Core Outcome Measures

➤ ***Traffic Fatalities (State Crash Reporting System)***

C-1) To decrease traffic fatalities by 5% from the 2007-2011 calendar base year average of 16 to 15 by December 31, 2013.

Results: In calendar year 2012, there were a total of 16 traffic fatalities.

➤ ***Serious Traffic Injuries (State Crash Reporting System)***

C-2) To decrease serious traffic injuries by 5% from the 2007-2011 calendar base year average of 513 to 488 by December 31, 2013.

Results: In calendar year 2012, there were a total of 1180 serious traffic injuries.

C-3) Total Fatalities/VMT Rural/Urban: None Reported

➤ ***Unrestrained Passenger Vehicle Occupant Fatalities (State Crash Reporting System)***

C-4) To decrease the number of unrestrained passenger vehicle occupant fatalities by 5% from the 2007-2011 calendar base year average of 2 to 1 by December 31, 2013.

Results: In CY 2012, there was one (1) unrestrained passenger vehicle occupant fatality in all seating positions.

Core Behavior Measures

B-1 Seat Belt Rate (Island-wide observational surveys):

Goal: To increase seat belt usage rate from the base rate (5 year average) of 83% to 84%.

Results: Guam's Seat Belt usage for CY2012 was 81.4%.

B-2 Child Passenger Restraints Use:

Goal: To increase the child passenger restraint usage rate from the base rate (5 year average) of 75% to 76% in 2013.

Result: Guam's Child Passenger Restraint survey showed Guam's child restraint usage was 76% in 2012.

➤ ***Number of Fatalities Involving Driver or Motorcycle Operator with greater or equal to .08 BAC (State Crash Reporting System)***

C-5) To decrease the number of fatalities involving driver or motorcycle operator with greater than or equal to .08 BAC by 5% from the 2007-2011 calendar base year average of 4 to 3 by December 31, 2013.

Results: In CY2012, Guam recorded one (1) fatality involving driver or motorcycle operator with greater than or equal to .08 BAC.

➤ ***Speed-related Fatalities (State Crash Reporting System)***

C-6) To decrease the number of speed-related fatalities by 5% from the 2007-2011 calendar base year average of 5 to 4 by December 31, 2013.

Results: Guam recorded five (5) speed-related fatalities in CY2012.

➤ ***Number of Motorcyclist Fatalities (State Crash Reporting System)***

C-7) To decrease the number of motorcyclist fatalities by 5% from the 2007-2011 calendar base year average of 2 to 1 by December 31, 2013.

Results: Guam recorded three (3) motorcyclist fatalities in CY2012.

➤ ***Number of un-helmeted motorcyclist fatalities (State Crash Reporting System)***

C-8) To decrease the number of un-helmeted motorcyclist fatalities by 5% from the 2007-2011 calendar base year average of 1 to 0 by December 31, 2013.

Results: Guam recorded two (2) un-helmeted motorcyclist fatalities in CY2012.

➤ ***Drivers age 20 or Younger Involved in Fatal Crashes (State Crash Reporting System)***

C-9) To decrease the number of drivers age 20 or younger involved in fatal crashes by 5% from the 2007-2011 calendar base year average of 1 to 0 by December 31, 2013.

Results: Guam recorded zero (0) fatal crashes involving drivers age 20 or younger in CY2012.

➤ ***Pedestrian Fatalities (State Crash Reporting System)***

C-10) To decrease the number of pedestrian fatalities by 10% from the 2007-2011 calendar base year average of 4 to 3 by December 31, 2013.

Results: Guam reported four (4) pedestrian fatalities in CY2012.

ALCOHOL & OTHER DRUGS COUNTERMEASURES

The goal of this program is to reduce the fatalities and serious injuries resulting from impaired driving crashes. The project areas that makes up the overall program for Guam is: Enforcement, Education, and Prosecution.


Program Goals:

- **Traffic Fatalities (C-1): To decrease traffic fatalities by 5% from the 2007-2011 calendar base year average of 16 to 15 by December 31, 2013.**

OFFICE OF HIGHWAY SAFETY (OHS)

Project Number	Appropriated	Expenditures	Balance	Percentage
AL13-01-01OHS	\$299,932.72	\$266,976.90	\$21,060.13	89%

Program Management: The DPW-Office of Highway Safety along with its Partners for Highway Safety conducted numerous presentations on Impaired Driving at various schools, colleges, and organizations. Strong media campaigns combined with sustained high visibility enforcement efforts, from law enforcement at all levels in Guam, appear to be a successful and winning combination, as shown by these improved numbers. The DPW-Office of Highway Safety along with GPD-HPD conducted outreach presentations on Underage Drinking to 232 students and five (5) teachers which consisted of (5) classes to freshmen, sophomores, juniors, and seniors at a local high school.



School Outreach (Student is using the Fatal Goggles as he walks the line.)



Officer A.J. Aguon educates students from John F. Kennedy High School on Underage Age Drinking.



Officer Morgan Reyes explained to the students about the Fatal Vision Impairment Simulation Goggles that allow people to experience with a sober mind what it's like to be under the influence of alcohol.

The Guam Police Department raised awareness on the scope and dangers of impaired driving including prescription drug and illicit drug use when driving. They partnered with the medical

community to determine how the public can be more responsible and decide to choose to drive safely while under these situations.

Enforcement:

Impaired Driving in Guam, 2008-2012	2008	2009	2010	2011	2012
Total Crashes	6587	6577	7165	6699	7031
Total DUI Crashes	103	143	120	87	82
Total Traffic Fatalities	8	15	16	17	16
Total Fatal Crashes	8	15	19	15	16
DUI-related Fatalities	4	7	5	6	7
DUI Crash with Injuries	23	58	45	28	33
DUI Arrests	817	1146	680	471	396
Drug-related Arrests	331	346	0	132	102

Alcohol related fatalities have fluctuated up and down over the past five years. Guam experienced an increase from 6 in 2011 to 7 in 2012. All enforcement agencies, whether funded or unfunded, participated in the High Visibility Enforcement Campaigns (Impaired Driving National Enforcement crackdown, Drive Sober or get Pulled Over, Buzzed Driving is Drunk Driving, and Click It or Ticket).

The above projects increased and improved their sobriety checkpoints and saturation patrols during the High Visibility Enforcement Campaigns (Impaired Driving National Enforcement Crackdown, Drive Sober or Get Pulled Over, Buzzed Driving is Drunk Driving and Click It or Ticket).

GUAM POLICE DEPARTMENT-HIGHWAY PATROL DIVISION (HPD)

Project Number	Appropriated	Expenditures	Balance	Percentage
AL13-01-02HPD	\$15,000	\$10,288.16	\$4,711.84	68%

The Guam Police Department-Highway Patrol Division had taken the lead in ensuring that proper training and information are provided to educate the new and young drivers. However, there is still a great need for an effective traffic law enforcement program that would service two (2) roles: 1) to deter potential impaired drivers by providing a regular and highly visible enforcement presence; and 2) to arrest impaired drivers. By conducting sobriety checkpoints around the island, we can alleviate the problem of drunken drivers on our roadways and ensure the motoring public that our roads are safe to drive on.

Statistics: Arrests

- DUI arrests: 109
- Open Container: 7
- Underage drinking: 2
- Vehicular Homicide: 4
- Arrested Person (Schedule 1 & 2 drugs): 1

Internal GPD Challenges:

- Shortage of Uniformed Personnel. The shortage of personnel at Patrol Precincts and throughout GPD forces the Highway Patrol to fill in the gap for some routine patrol operations, which in turn hinders the division from conducting highway safety operations.
- Equipment and Maintenance of Federally funded equipment: This is currently the most significant limiting factor for the Highway Patrol Division. Critical pieces of federally funded DUI checkpoint equipment, including breath testing instruments and lighting equipment are not serviceable. This severely limits the ability to conduct enforcement and causes substantial risk to conduct operations in the evening, when most needed.

Training: The Guam Police Department – Highway Patrol Division conducted one (1) Standard Field Sobriety Training and certified 25 law enforcement officers.

GUAM POLICE DEPARTMENT-TAMUNING-TUMON PRECINCT COMMAND (TTPC)

Project Number	Appropriated	Expenditures	Balance	Percentage
AL13-01-03TTPC	\$10,000	\$5,433.12	\$4,566.88	54%

Tamuning-Tumon Precinct Command (TTPC): The Guam Police Department – Tamuning-Tumon Precinct Command has gone through several changes in command during FY2013. These changes hindered the goals and objectives of their projects, whereas, the priority of traffic safety versus neighborhood patrol was not given the utmost importance. However, GPD-TTPC was able to provide the following citations and arrests:

- DUI Arrests: 50
- Total Traffic Fatalities: 1
- Total serious injuries: 22
- Total fatal crashes: 1
- Fatalities involving alcohol $\geq .08$: 1

Internal GPD Challenges:

- Shortage of Uniformed Personnel
- Management positions

GUAM INTERNATIONAL AIRPORT AUTHORITY-AIRPORT POLICE DIVISION (APD)

Project Number	Appropriated	Expenditures	Balance	Percentage
AL13-01-04APD	\$10,000	\$10,000	\$0.00	100%

The GIAA-Airport Police DUI Project commenced from December 1st through July 30, 2013, upon receiving the Notice to Proceed from the Office of Highway Safety. The project was a huge success by the decrease of violators and arrests from the previous fiscal year 2012. The most important success of the program was providing the public the assurance that traveling through GIAA’s roadways was safe.

The shortfalls that GIAA-APD encountered was the dire need to have patrol vehicles and motorcycles that can be 100% dedicated to each of the Enforcement Projects.

Statistics: Enforcement, Citations and Arrests:

- Total DUI Saturation Patrol Activities: 48
- Total DUI Arrests: 18
- Total Seat Belt Citations: 474
- Total Child Restraint violations: 66

OFFICE OF THE ATTORNEY GENERAL (OAG)

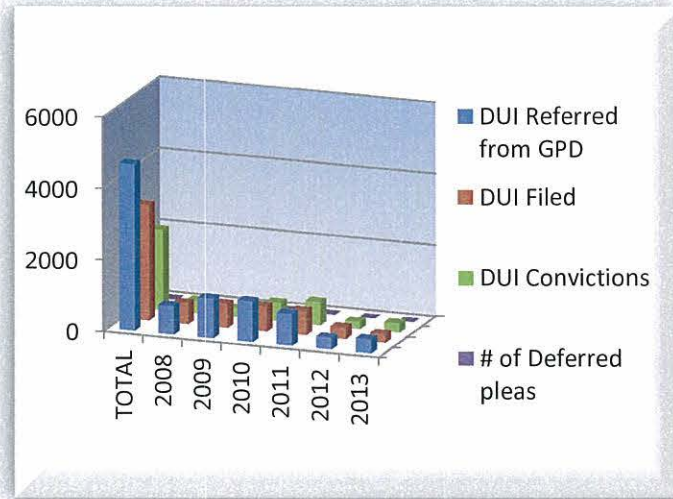
Project Number	Appropriated	Expenditures	Balance	Percentage
AL13-01-05OAG	\$65,000.00	\$64,864.06	\$135.94	99%

DUI Prosecutor: The Prosecution Division within the Office of the Attorney General (OAG) provides prosecution services on behalf of the Territory of Guam. Its mission is to review cases referred by law enforcement agencies on alleged criminal acts and prosecute those cases based on the evidence presented. Funds for this project were allocated to cover the costs for salary and fringe for one (1) DUI Prosecutor.

In CY 2012, 571 cases were received from GPD with 556 of those cases filed in court for further proceedings or judgment. Of the 571 cases filed, 285 resulted in conviction. These offenses have a harmful effect and impact upon the lives of the offenders and continue to make our roads and streets unsafe for law abiding drivers, their passengers and pedestrians. These offenses are committed by individuals regardless of gender, race, nationality, ethnicity, and age. Anyone can be the victim of a reckless, drinking, or drunk driver at any time and any place.

The number of DUI cases reported indicates that there is still a need to continue effective and timely response by law enforcement and prosecution officials. To address the DUI/DWI problems on island, the Office of the Attorney General (OAG) seeks to maintain funding from this project for a DUI prosecutor. With the funding, reckless and DUI/alcohol-related traffic offenses will continue to receive the quality attention they deserve.

While the OAG understands the current predicament of federal funding, it is still important to stress that the continued funding of a DUI prosecutor is needed to assist the Office in achieving its mission. It is also vitally important that the Office receives funding so that it can continue to protect the public from drivers who violate the law by consuming alcohol and other mind altering drugs and then driving on Guam’s roads.



DUI PROSECUTION 2008 – JULY 2013 CALENDAR YEAR

	TOTAL	2008	2009	2010	2011	2012	2013
DUI Referred from GPD	4671	805	1113	1141	892	330	390
DUI Filed	3239	593	681	715	683	324	243
DUI Convictions	2253	374	247	526	651	198	257
# of Deferred pleas	19	10	7	0	0	2	0

JUDICIARY OF GUAM (JOG)

Project Number	Appropriated	Expenditures	Balance	Percentage
AL13-01-06JOG	\$35,000.00	\$33,711.25	\$1,288.75	96%

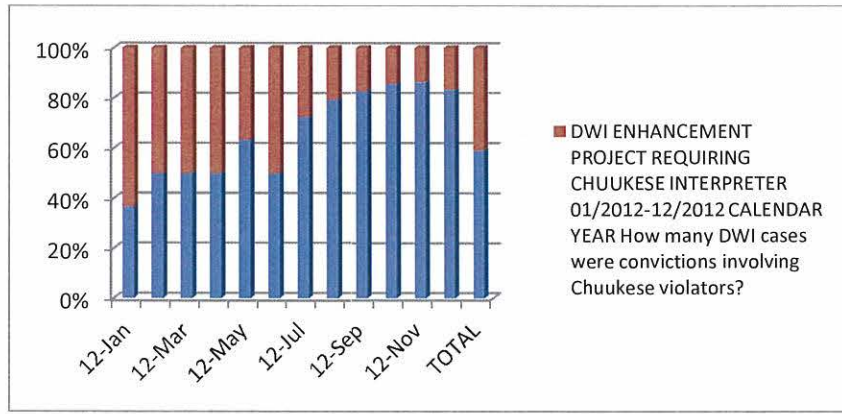
DWI Enhancement Project (Judiciary of Guam): In the summer of 2010 all three branches of government directly attacked drunk driving problems on Guam. The Guam Legislature enacted a 21 drinking age; the Guam Police Department began a policy of “Book and Confine”; the Office of the Attorney General prioritized its drunk driving backlog; and the Judiciary of Guam began plans for the DWI Court.

This policy of 100% arrest and confine is a major factor in bringing about immediate response and accountability for all DWI violations. The Chief of Police has assured the DWI Court that the policy will remain in effect. There are no plans to alter this policy. It is fully supported by the DWI Court Team. This policy, together with the clearing off of all uncharged 2009-2010 cases within the Attorney General’s Office, is a major factor in the success of the DWI Court.

The Guam DWI Court has been operational as a drunk driving docket since November 2010, under assignment to a single trial judge. All felony and misdemeanor DWI cases are consolidated

into a single docket. Based on the filings for grant period January 2012 to December 2012, the docket represented 511 total cases by calendar year end of 2012. It is estimated that based on the first year grant period the average caseload for DWI Court will be between 650-700 cases per annum. It is recommended that the assignment of the DWI docket can continue under a single judge, or can be spread between three general jurisdiction judges, with the assignment of the high risk defendants to Adult Court (ADC/DWI).

RESULTS:



**DWI ENHANCEMENT PROJECT REQUIRING CHUUKESE INTERPRETER
01/2012-12/2012 CALENDAR YEAR**

	DWI Cases Requiring Chuukese Interpreter	How many DWI cases were convictions involving Chuukese violators?
Jan-12	68	118
Feb-12	105	105
Mar-12	90	90
Apr-12	64	64
May-12	36	21
Jun-12	27	27
Jul-12	37	14
Aug-12	85	22
Sep-12	48	10
Oct-12	42	7
Nov-12	64	10
Dec-12	55	11
TOTAL	721	499

OCUPANT PROTECTION

GOALS:

➤ *Unrestrained Passenger Vehicle Occupant Fatalities (State Crash Reporting System)*

To decrease the number of unrestrained passenger vehicle occupant fatalities by 5% from the 2007-2011 calendar base year average of 2 to 1 by December 31, 2013.

RESULTS: In CY2013, a total of one (1) unrestrained passenger vehicle occupant fatality was recorded.

OFFICE OF HIGHWAY SAFETY (OHS)

Project Number	Appropriated	Expenditures	Balance	Percentage
OP13-02-01OHS	\$126,031.98	\$107,995.39	\$18,036.59	85%
K213-22-01OHS	\$49,819.74	\$46,913.88	\$2,905.86	94%

Program Management: The Department of Public Works-Office of Highway Safety (OHS) currently has two Certified Child Passenger Safety Instructors. They provide training and education to law enforcement agencies, emergency medical services nurses, firefighters and EMTs, and private sectors involved in motor vehicles. In addition to this, they have actively participate in OP outreaches to various daycares and schools on Guam, whether public or private schools. The ultimate goal is to educate the parents and caregivers about the importance of restraining their child in a federally approved child restraint system.

Training: In September 19, 2013, OHS along with the Department of Public Health & Social Services coordinated the 2013 Standardized Child Passenger Safety Training Class. From September 25 -27, 2013, Therese Matanane-Lead Instructor and Jane Almandres-Instructor, conducted the Standardized Child Passenger Safety Technician training at the Office of Highway Safety. A total of 20 students were certified and were represented by the Guam Police Department/VARO, Guam International Airport Authority-Airport Police Division, and Cars Plus Guam.

The Occupant Protection Program promotes the importance of proper usage of safety belts and child restraint systems and airbags. This education process promotes public education and awareness of Guam's current occupant protection laws.

Education: From October 2012 to September 2013, the DPW-Office of Highway Safety conducted 23 outreach/school presentations with a total of 3817 student attendance, and thirty-seven (37) Operation Buckle Down activities. The Operation Buckle Down is educational component that the DPW-OHS conducts together with the Guam Police Department – Highway Patrol Division and/or the GIAA-Airport Police Division. Parents are observed driving into the school with their child(ren) to

see if they are in compliant with the Guam Seat Belt Laws. The DPW-OHS also conducted eight (6) community outreach events, with a total of 1500 parents and caregivers present.



Therese Matanane conducting a presentation at one of Guam’s Head-Start Program and introduces Tomas ‘D Turtle, the Office of Highway Safety’s newest mascot.

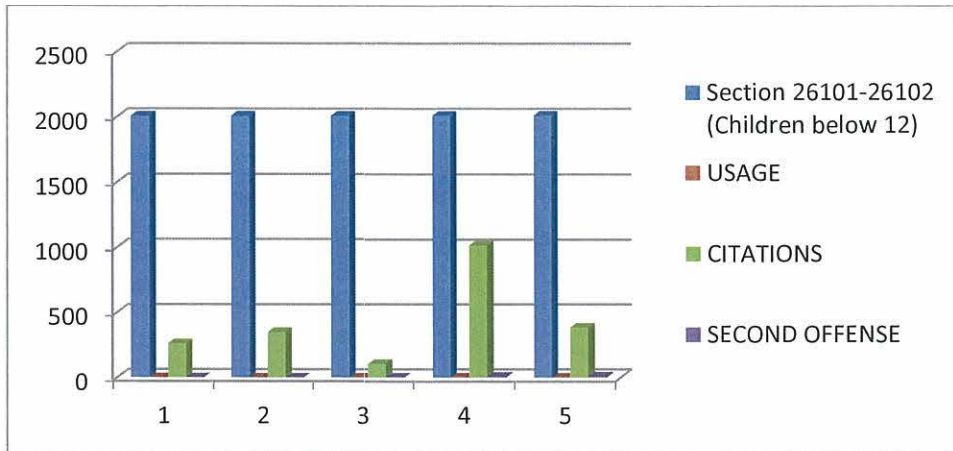
EDUCATIONAL OUTREACHES – Guam Schools									
Elementary Schools		Middle Schools			High Schools			TOTAL Activities	
CRS/Seat	OBD	CRS/Seat	AL	OBD	CRS/Seat	AL	OBD	Outreach Activities	OBD
13	32	0	1	4	0	5	1	23	37
Students	Fitness Fair/Exhibit/Conference	Students	Parents	Staff	Students	Parents	Students	TOTAL Student Participants	
1028	1850	360			329		250	3817	

Survey: In December 2013, a Seat Belt observation was conducted and revealed that Guam’s seatbelt usage increased from 84.4% in CY2012 to 93.81% in CY2013. This overall study reflects on the active participation and aggressiveness in the education and enforcement of Guam’s Seat Belt Law. In addition to education and enforcement, paid media had major affect on the importance of wearing seat belts and protecting children below 12 and who are less than 4’9” tall, to use federally approved child restraint systems from infant-only child restraints to booster seats.

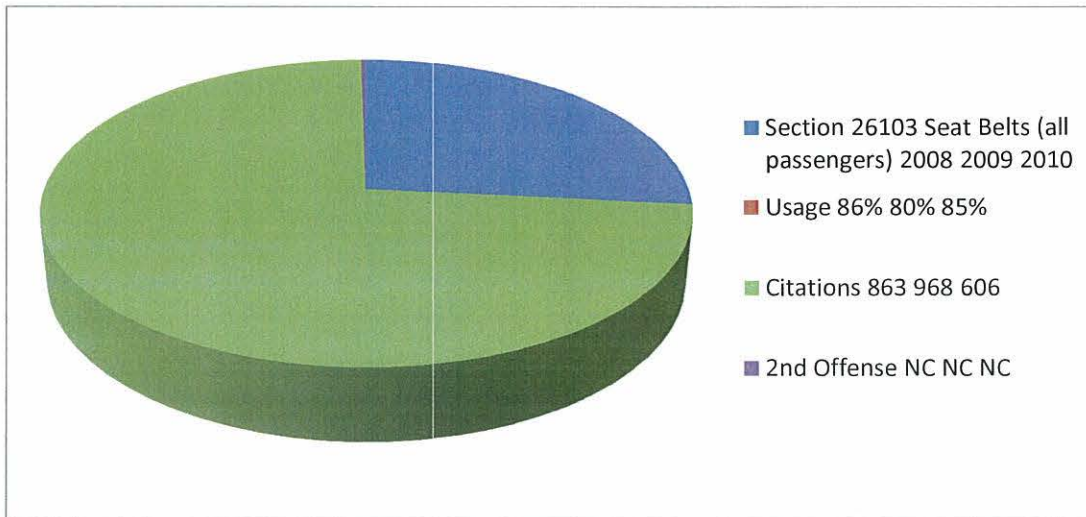
During the national “Click it or Ticket” campaign, nearly 65% of the people surveyed have reported that they had read, seen, or heard about seat belt enforcement by police in the past 30 days.

STATISTICS:

Section 26101-26102 (Children below 12)	2008	2009	2010	2011	2012
USAGE	71%	65%	75%	76%	76%
CITATIONS	261	349	107	1018	385
SECOND OFFENSE	0	0	1	7	9



Section 26103 Seat Belts (all passengers)	2008	2009	2010	2011	2012
Usage	86%	80%	85%	81%	84.4%
Citations	863	968	606	5541	1696
2 nd Offense	NC	NC	NC	20	100



CITATIONS:

Section 26103(a)(2) – all seats in the cab of the pickup truck are occupied by a passenger

	2011	2012
CITATIONS	8	68

Section 26103(a)(3) – passengers in the bed of the truck are 12 years of age or older

	2011	2012
CITATIONS	0	10

Section 26103(a)(4) – passengers in the bed of a pickup truck remain seated on the floor of the truck bed at all times.

	2011	2012
CITATIONS	7	37

Section 26103(a)(5) – passengers are not leaning against tailgate of the pickup truck.

	2011	2012
CITATIONS	9	59

Section 26103(a)(6) – there are no more than five (5) passengers riding in the bed of a pickup truck.

	2011	2011
CITATIONS	0	5

Section 26107(a) – conviction involving passengers riding in the truck bed.

	2011	2012
CITATIONS	0	0

TOTAL INJURIES IN CY2012 INVOLVING PASSENGERS IN THE BACK OF A PICKUP TRUCK

Type of Injuries	Total number of Passengers	Total number of crash
Complain of pain	22	57
Incapacitating*	3	4
No injuries	0	422
Non-incapacitating	6	16

*Incapacitating injury is defined as any injury, other than a fatal injury, which prevents the injured person from walking, driving or normally continuing the activities the person was capable of performing before the injury occurred. This is often defined as “needing help from the scene”.

Enforcement: **NOTE:** For each project indicated below, accounts were not established until August 1, 2013. Therefore, no federally funded enforcement was conducted after establishment of accounts.

GUAM POLICE DEPARTMENT – HIGHWAY PATROL DIVISION (HPD)

Project Number	Appropriated	Expenditures	Balance	Percentage
OP13-02-02HPD	\$10,000.00	\$0.00	\$10,000.00	0%

The safety and security of the citizens of Guam are vitally important, by law, Guam drivers and passengers are required to use seat belts. Children under the age of 12 and who are less than 4’9” must use be restrained in a federally approved child restraint system. It is through the annual “Click It or Ticket” Mobilization Campaign where government law enforcement agencies work to promote seat belt and child restraint system use.

During October 2012 to September 2013, a total of 524 seatbelt citations were issued by the Guam Police Department.



Officer Morgan Reyes-GPD/HPD (left) Officer Patrick Sanchez-GPD/HPD (right) issues seat belt citations to motorists during an Operation Buckle Down at John F. Kennedy High School.

During the “Click it or Ticket” campaign, in May 2013, the Guam Police Department-Highway Patrol Division issued a total of 62 citations; and of the 62 citations, (52) were seatbelt violations, and ten (10) child restraints violations.

Fatalities: In CY2013, there were 17 fatalities recorded and of the 17 fatalities, one (1) fatality was an unrestrained passenger.

GUAM POLICE DEPARTMENT – TAMUNING-TUMON PRECINCT COMMAND (TTPC)

Project Number	Appropriated	Expenditures	Balance	Percentage
OP13-02-03TTPC	\$3,500.00	\$0.00	\$3,500.00	0%

The Tamuning-Tumon Precinct Command with the Guam Police Department was not able to conduct any enforcement activities due to an alarming increase of neighborhood crimes that occurred in the TTPC jurisdiction. One such incident occurred in the early part of 2013, a motorist allegedly drove his car into a crowd of pedestrians in Tumon before pulling a knife on several others, leaving three dead and almost a dozen others injured. The Chief of Police ordered all Precincts to concentrate more on crimes occurring in their jurisdiction, i.e., robberies, vandalism, assaults, as the statistics have increased compared to the previous year. However, saturation patrol continued resulting in the following statistics:

- DUI arrests: 50
- Total traffic fatality: 1
- Total serious injuries: 22
- Fatalities involving alcohol $\geq .08$: 1

GUAM INTERNATIONAL AIRPORT AUTHORITY – AIRPORT POLICE DIVISION (APD)

Project Number	Appropriated	Expenditures	Balance	Percentage
OP13-02-04APD	\$5,000.00	\$0.00	\$5,000.00	0%

Statistics:

- Total Seat Belt stationary checkpoints: 7 – from these checkpoints a total of three (3) DUI arrests; fifty-seven (57) seat belt violations; four (4) child restraint violations, ninety-four (94) speed citations, and seventy-six (76) traffic crashes.
- Total Seat Belt saturation patrols: 28

CHILD RESTRAINT PROJECT – OFFICE OF HIGHWAY SAFETY

Project Number	Appropriated	Expenditures	Balance	Percentage
K213-22-05OHS	\$5,404.00	\$5,404.00	\$0.00	100%

Funds were used to procure child restraint systems from infant-only child restraint system up to booster seats. These seats were procured for each of the Permanent Fitting Stations and for the Office of Highway Safety’s Car Seat Inspection event.

POLICE TRAFFIC SERVICES

Police Traffic Services (PTS) is an essential part of any traffic safety program. Guam continues to emphasize high visible traffic enforcement efforts to educate the public and affect driver behavior. With few exceptions, most programs depend on the participation and cooperation of the law enforcement community. This program gives the law enforcement agency the ability to start effective selective traffic enforcement programs; provide training and appropriate enforcement of DUI, driver license, occupant restraint laws, and speed.

Excessive speed continues to be a major contributing circumstance in fatal crashes in Guam, resulting in six (6) fatalities in 2013.

A component of Police Traffic services, speed enforcement is a top priority of Guam’s Police Department and Airport Police Division. The agencies/departments use grant funds to enforce the speeding laws; conduct high visibility checkpoints and stealth operations; and curb speeding and aggressive driving.

SPEED CONTROL

	2008	2009	2010	2011	2012
Total Fatalities	8	15	16	17	16
Speed-related Fatalities	1	6	6	7	5
Total Crashes	6587	6577	7165	6699	7031
Total Speed-related Citations	13616	15854	6717	6897	5004

DEPARTMENT OF PUBLIC WORKS-OFFICE OF HIGHWAY SAFETY (OHS)

Project Number	Appropriated	Expenditures	Balance	Percentage
PT13-03-00OHS	\$1,305.14	\$0.00	\$1,305.14	0%

Public Information and Education: The DPW-Office of Highway Safety worked with partners (law enforcement professionals) to develop hand-outs, posters, presentations and other media campaigns and assure that information is up to date and meets the island’s needs. The DPW-Office of Highway Safety and its partners developed Distracted Driving public information and education and/or outreach materials.

GUAM POLICE DEPARTMENT – HIGHWAY PATROL DIVISION (HPD)

Project Number	Appropriated	Expenditures	Balance	Percentage
PT13-03-01HPD	\$30,957.18	\$25,879.66	\$5,077.52	83%

The Guam Police Department-Highway Patrol Division had taken the lead in ensuring that proper training and information are provided to educate the new and young drivers. However, there is still a great need for an effective traffic law enforcement program that would service two (2) roles: 1) to deter potential impaired drivers by providing a regular and highly visible enforcement presence; and 2) to arrest impaired drivers. .

Statistics: Arrests

- Total speed citations: 2,286




GPD-HPD Officer Patrick Sanchez (left) operates the LASER, while conducting speed check along Route 1 in Anigua. Police Officer’s Alex Blanquisco and Pete Wolford from Highway Patrol issues a citation during GPD-HPD’s High Visibility Enforcement Activity.

Guam experienced a decrease of speed-related fatalities from 7 in 2012 to 6 in 2013. The Guam Police Department-Highway Patrol Division, whether funded or unfunded, participated in the High Visibility Enforcement Campaigns (Impaired Driving National Enforcement crackdown, Drive Sober or get Pulled Over, Buzzed Driving is Drunk Driving, and Click It or Ticket).

The GPD-HPD increased and improved their saturation patrols during the High Visibility Enforcement Campaigns (Impaired Driving National Enforcement Crackdown, Drive Sober or Get Pulled Over, Buzzed Driving is Drunk Driving and Click It or Ticket).

Training: On September 16, 2013, the GPD-HPD sponsored a two weeks Crash Reconstruction Course, in which nine (9) Guam Police Department Officers attended. The training’s venue was at the GPD-Forensic Science Division Building in Mangilao, Guam.



GUAM POLICE DEPARTMENT – TAMUNING-TUMON PRECINCT COMMAND (TTPC)

Project Number	Appropriated	Expenditures	Balance	Percentage
PT13-03-02TTPC	\$5,000.00	\$0.00	\$5,000.00	0%

The Tamuning-Tumon Precinct Command with the Guam Police Department was not able to conduct any enforcement activities due to an alarming increase of neighborhood crimes that occurred in the TTPC’s jurisdiction. However, saturation patrols continued resulting in the following statistics:

- Total Seat Belt Citations: 187
- Total child restraint citations: 105

**GUAM INTERNATIONAL AIRPORT AUTHORITY-AIRPORT POLICE DIVISION
(APD)**

Project Number	Appropriated	Expenditures	Balance	Percentage
PT13-03-03APD	\$35,000.00	\$0.00	\$35,000.00	0%

The shortfalls that GIAA-APD encountered was the dire need to have patrol vehicles and motorcycles that can be 100% dedicated to each of the Enforcement Projects. The GIAA-APD was given a Notice to Proceed to procure one police package vehicle, however, the awarded vendor for the delivery of the vehicle was not able to deliver the vehicle as specified on the Bid.

TRAFFIC RECORDS

DEPARTMENT OF PUBLIC WORKS-OFFICE OF HIGHWAY SAFETY (OHS)

Project Number	Appropriated	Expenditures	Balance	Percentage
TR13-05-01OHS	\$37,620.59	\$36,333.33	\$1,287.26	95%

The Office of Highway Safety will continue the funding for one (1) Data Control Clerk II to support the computerized traffic crash record system in order to develop highway hazard reduction programs with priorities based on benefit/cost analysis.

The Office of Highway Safety have addressed the current improvement made to-date and recommends new improvements and enhancements that are necessary to keep moving the Guam Traffic Records System forward. The Office of Highway Safety and other stakeholders have continued to improve their systems to enable exchange of information but improvements are still needed in the areas of timeliness, accuracy, completeness, uniformity, and integration. The traffic records system includes data elements necessary for problem identification, problem analysis, and countermeasure evaluation in all areas of traffic safety in the Territory.

The Data Control Clerk II verifies traffic crashes on the Online System Crash Analysis Reporting (OSCAR) program. She verifies the data contained in OSCAR for consistency, validity, accuracy, and completeness. She works closely with the Guam Police Department and Airport Police Division. In addition to her role as the Data Control Clerk II, she assists with the assigned TRCC Project Coordinator.

PLANNING & ADMINISTRATION

DEPARTMENT OF PUBLIC WORKS-OFFICE OF HIGHWAY SAFETY (OHS)

Project Number	Appropriated	Expenditures	Balance	Percentage
PA13-07-01OHS	\$58,541.75	\$55,293.44	\$3,248.31	94%

Planning and Administration program provided funding for:

- the salary and fringe for one (1) Management Analyst IV, who is the Highway Safety Coordinator for the Office of Highway Safety;
- the travel costs for Highway Safety Coordinator and the Governor's Highway Safety Representative relating to the management and oversight of the highway safety programs; and
- operational costs for the Office of Highway Safety.

The primary function of this cohesive unit is to administer all phases of Guam's federally funded Highway Safety Programs, which include project development, implementation, monitoring and evaluation. The federal funds will be used to continue funding salaries and fringe for the Highway Safety Coordinator as well as operational expenditures, travel, organizational dues, subscriptions, office supplies, information technology, and other routine items.

OCCUPANT PROTECTION-LOW SEAT BELT USAGE

SECTION 405b



TOMAS D' TURTLE PROJECT (OHS)

Project Number	Appropriated	Expenditures	Balance	Percentage
M2PE13-22-01OHS	\$81,009.79	\$46,757.59	\$34,252.20	57%

The purpose of this project is to encourage States and Territories to adopt and implement effective programs to reduce highway deaths and injuries resulting from individuals riding unrestrained or improperly restrained in motor vehicles. This project addresses child restraint use by infants and young children as well as seat belt use by adults and older children.

Funding under this project was used for the following activities:

- Salary and Fringe for one OP Program Coordinator
- Procurement of one (1) laptop for CPS Training

The DPW-OHS encouraged participation during nighttime safety belt enforcement and was able to track data from this national mobilization.

OPERATION HVE (OHS)

Project Number	Appropriated	Expenditures	Balance	Percentage
M2HVE13-23-01OHS	\$14,499.00	\$14,499.00	\$0.00	100%

The Department of Public Works-Office of Highway Safety through its Occupant Protection Program serves as the lead agency in the coordination of Occupant Protection Programs. Participation in the national high visibility safety belt and child safety seat enforcement mobilization: “Click It or Ticket” will continue to be the major, core component of the Occupant Protection Program.

The DPW-OHS contracted services to produce two (2) video commercials that were aired during the national “Click it or Ticket” campaign.

OPERATION S.C.O.P.E. (GUAM POLICE DEPARTMENT - HPD)

Project Number	Appropriated	Expenditures	Balance	Percentage
M2HVE13-23-02GPD	\$10,000.00	\$3,543.57	\$6,456.43	35%

This project increased the compliance seat belt usage from 81.4% in CY2012 to 93.81% in CY2013.

The Guam Police Department-Highway Patrol Division conducted four (4) stationary seat belt checkpoints and cited four (4) seat belt violators.

CHILD PASSENGER SAFETY TRAINING AND TRAVEL (OHS)

Project Number	Appropriated	Expenditures	Balance	Percentage
M2TR13-24-01OHS	\$35,200.00	\$17,006.51	\$18,193.49	48%

Funding was used for:

- Certification for CPS technicians (13 new CPS technicians)
- Renewal Certifications for CPS technicians (12 renewal approved)
- Re-certification for CPS technicians (two (2) recertification approved)
- Re-certification for two CPS Instructors (two (2) CPS instructors re-certified)

OPERATION FIT MY CHILD – OFFICE OF HIGHWAY SAFETY (OHS)

Project Number	Appropriated	Expenditures	Balance	Percentage
M2CSS13-25-01OHS	\$5,915.24	\$5,800.61	\$114.63	98%

The Department of Public Works-Office of Highway Safety together with the Department of Public Health & Social Services-Emergency Medical Services for Children and the Guam District Nurses provided free immunization and the DPW-OHS provided awareness and prevention on the importance of restraining their child(ren) in an approved child restraint system as well as the importance of adults being secured in a seat belt. This outreach is conducted at underserved areas known as “Ground Zero”, which are heavily populated by the “less fortunate and needy” families, mostly Micronesian descent; who come from outer islands that do not have a “Seat Belt” or “Child Restraint” laws; and who are unemployed and receiving public assistance. According to the 2010 U.S. Census for Guam reflects that 11.3% of the population is Pacific Islanders. A majority of them live in the northern part of Guam are considered as high-risk non-usage of seatbelt and child restraints. On a case by case basis, DPW OHS provides child restraint systems as needed and if seats are available.

Funding was used to procure child restraint systems (rear-facing only, convertibles, forward-facing only, and booster seats).

DISTRACTED DRIVING GRANT – SECTION 405e

DISTRACTED DRIVING (OHS)

Project Number	Appropriated	Expenditures	Balance	Percentage
M8*DD14-26-01OHS	\$36,513.70	\$13,621.63	\$22,892.07	37%

The Department of Public Works – Office of Highway Safety implemented a Distracted Driving Program and concentrated its efforts in the area of distracted driving safety in FY2013 through coordinated education, awareness and prevention, and enforcement activities.

Funding was used for to cover the cost for salary and fringe for one (1) Program Coordinator III to develop and implement projects on distracted driving.



Program Coordinator III, Pat Uncaneco with high school seniors explaining the different types of distractions.

TRAFFIC RECORDS (OFFICE OF HIGHWAY SAFETY)

Project Number	Appropriated	Expenditures	Balance	Percentage
M8*TR14-27-01OHS	\$20,000.00	\$0.00	\$20,000.00	0%

No activities conducted as account was established during the fourth quarter of the fiscal year. Funds were to be used to send OHS representatives and TRCC members to the Traffic Records Forum Conference.

OPERATION PUT IT DOWN (OFFICE OF HIGHWAY SAFETY)

Project Number	Appropriated	Expenditures	Balance	Percentage
M8TS14-28-01OHS	\$5,400.00	\$0.00	\$5,400.00	0%

No activities conducted as account was established during the fourth quarter of the fiscal year. Funds were to be used to procure distracted driving warning signs to be posted on Guam's highways.

PUBLIC EDUCATION PROGRAM (OFFICE OF HIGHWAY SAFETY)

Project Number	Appropriated	Expenditures	Balance	Percentage
M8PE14-29-01OHS	\$71,113.70	\$0.00	\$71,113.70	0%

No activities conducted as account was established during the fourth quarter of the fiscal year. Funds were to be used to develop and implement a Distracted Driver awareness campaign by producing new distracted driving awareness television and radio public service announcements. Highly visible media campaign to promote enforcement, which remains to be the most effective countermeasure in reducing crashes and fatalities.

DISTRACTED DRIVING POLICE TRAFFIC SERVICES (HIGHWAY PATROL DIVISION)

Project Number	Appropriated	Expenditures	Balance	Percentage
M8*PT14-30-01GPD	\$20,000.00	\$0.00	\$20,000.00	0%

HIGHWAY SAFETY PERSONNEL DEVELOPMENT TRAINING

The following personnel attended Section 402 Grant funded training, conferences, and/or meetings during this period:

- **March 12-15, 2013:** Travel to CNMI, Saipan, to train Saipan-Office of Highway Safety personnel on project agreements. The following representative attended: **Cecilia Javier**, Management Analyst IV (DPW).
- **April 14-16, 2013:** Travel to Denver, Colorado to attend the **2013 Lifesavers Conference**. The following representatives attended: **Carl V. Dominguez**, Director of Public Works; **Cecilia Javier**, MAIV, (DPW); **Therese Matanane**, Program Coordinator IV, (DPW); **AnaMarie C. Senato**, Program Coordinator II, (DPW) and **Rock Anciano**, Sergeant (GPD).
- **April 17-18, 2013:** Travel to Sacramento, California to attend the **NHTSA-Reigon IX Traffic Safety Leadership** meeting. The following representatives attended: **Carl V. Dominguez**, Director (DPW); **Cecilia D. Javier**-MAIV (DPW); and **Therese C.D. Matanane**-PCIV (DPW); **Pacita Uncangco**, Program Coordinator IV (DPW); **AnaMarie C. Senato**, Program Coordinator II (DPW) and **Jane Almandres**, Program Coordinator I (DPW).
- **May 17, 2013:** Travel to Honolulu, Hawaii to attend **Managing Federal Finance/GTS Training**. The following representatives attended: **Carl V. Dominguez**, Director (DPW); **Cecilia Javier**, MAIV (DPW); **Therese Matanane**, Program Coordinator IV (DPW); **Pacita Uncangco**, Program Coordinator III (DPW); **Mary-Grace Endrosa**, Accounting Supervisor (DOA).
- **May 20-23, 2013:** Travel to Honolulu, Hawaii to attend **NHTSA Pre-HSP** meeting. The following representatives attended: **Carl V. Dominguez**, Director (DPW); **Cecilia Javier**, MAIV (DPW); **Therese Matanane**, Program Coordinator IV (DPW); **Pacita Uncangco**, Program Coordinator III (DPW); **Mary-Grace Endrosa**, Accounting Supervisor (DOA).
- **August 21-25, 2013:** Travel to San Diego, California to attend the **National Association of Women Highway Safety Leaders Conference (NAWHSL)**. The following representatives attended: **Carl V. Dominguez**, Director (DPW); **Cecilia Javier**, MAIV (DPW); **Pacita Uncangco**, Program Coordinator III (DPW); **AnaMarie C. Senato**, Program Coordinator II (DPW).
- **August 25-28, 2013:** Travel to San Diego, California to attend the **Governor's Highway Safety Association (GHSA)** meeting. The following representatives attended: **Carl V. Dominguez**, Director (DPW); **Cecilia Javier**, MAIV (DPW); **Pacita Uncangco**, Program Coordinator III (DPW); **AnaMarie C. Senato**, Program Coordinator II (DPW).

FEDERAL AID REIMBURSEMENT

PROGRAM	OBLIGATED	EXPENDED	BALANCE	PERCENT EXPENDED
AL13	\$474,984.69	\$420,612.78	\$54,371.91	88%
OP13	\$144,531.98	\$109,682.80	\$34,849.18	75%
PT13	\$143,219.50	\$55,476.56	\$87,742.94	38%
TR13	\$37,620.59	\$36,333.33	\$1,287.26	96%
PA13	\$58,541.75	\$55,293.44	\$3,248.31	94%
PM13	\$15,000.00	\$14,499.00	\$501.00	97%
K213	\$49,819.74	\$46,913.88	\$2,905.86	94%
K2PM13	\$5,324.00	\$5,000.00	\$324.00	94%
M213 – OP Low Belt Use	\$151,624.03	\$73,108.28	\$78,515.75	48%
K913	\$684,552.18	\$571,025.13	\$113,527.05	83%
M313 – Data Program	\$129,261.12	\$17,649.00	\$111,612.12	13%
M813 – Distracted Driving	\$153,027.40	\$13,621.63	\$139,405.77	8%
TOTAL	\$2,047,506.98	\$1,419,215.83	\$628,291.15	69%