

FY2014 Annual Evaluation Report



Jack Markell
Governor, State of Delaware

Lewis D. Schiliro
Secretary, Department of
Safety and Homeland Security

Jana Simpler
Director, Office of Highway Safety



Delaware Office of Highway Safety
P.O. Box 1321 | Dover, Delaware 19903
P: 302.744.2740 | F: 302.739.5995 | www.ohs.delaware.gov
twitter.com/dehighwaysafe | www.facebook.com/arrivealivede

This page intentionally left blank



TABLE OF CONTENTS

Page

1-2	Message from the Director
3-5	Delaware Office of Highway Safety Overview
6-8	Performance Targets and Activity Measures
9-18	Occupant Protection
19-27	Impaired Driving
28-33	Speed and Other Aggressive Driving Behaviors
34-36	Traffic Records
37-39	Pedestrian Safety
40-42	Motorcycle Safety
43-44	Planning and Administration
45-46	Comprehensive Traffic Safety Program
47-48	Police Traffic Services
49-51	Corporate Outreach Program
52-53	Distracted Driving
54-60	Financial Summary

MESSAGE FROM THE DIRECTOR

Executive Summary



Ms. Jana Simpler, Director

The Delaware Office of Highway Safety is pleased to present the Fiscal Year 2014 Annual Report. This Report serves as the State's assessment of the 2014 Highway Safety Plan (HSP) and is our opportunity to celebrate performance target attainment in the last year and to identify opportunities for additional improvements in the coming year.

Each year, the Delaware Office of Highway Safety develops the HSP which identifies current highway safety problems, defines performance targets and measures, and describes safety programs and projects that will be implemented to address highway safety concerns and achieve safety performance targets. The Annual Report reviews the yearly progress on implementing Delaware's HSP and documents the use of grant funding administered by NHTSA for Federal funds available under the Section 402 State and Community Highway Safety grant program and the Section 405 National Priority Safety Program of the Federal transportation bill.

The Office of Highway Safety's mission statement is as follows:

The Office of Highway Safety is committed to improving safety on Delaware roadways through the administration of federal highway safety funds, the analysis of crash data to identify problem locations and priority areas and the development and implementation of countermeasures to combat unsafe driving behaviors.

In keeping with the mission of the Office, OHS continued the implementation of numerous successful programming initiatives in the last year, including the following:

- High-visibility enforcement and education mobilizations to address the following priority areas:
 - Occupant Protection
 - Impaired Driving
 - Speeding
 - Pedestrian Safety

- Motorcycle Safety
- Distracted Driving
- Training for law enforcement partners, including Drug Recognition Expert (DRE) training, Standard Field Sobriety Testing (SFST) training, ARIDE training, Child Passenger Safety Technician training, as well as courtroom testifying training and updates at enforcement academies. OHS also created a Patrol Safe video for law enforcement on the topics of distractions, speeding and seat belt use by law enforcement officers.
- Numerous efforts to impact teen driving safety including the development of a video for new teen drivers, a high school program focused on combatting aggressive driving and a partnership with SmartDrive that focused on the issue of distracted driving.
- Significant traffic records enhancements to improve the timeliness, completeness and accuracy of traffic data records, including crash, roadway, emergency services, and citation data. These improvements are vital to ensuring that appropriate resource allocation decisions are made in a constant effort to improve traffic safety.

The Office of Highway Safety conducts extensive problem identification each year to ensure that limited highway safety resources are allocated in the most effective manner. We research effective program implementation models, as well as successful countermeasures to include in our Highway Safety Plan every year. We rely on tried-and-true tactics as well as innovative implementation strategies to achieve effective results and ultimately reduce serious and fatal crashes on Delaware roadways. We are grateful for the support of our many partners that collaborate with our office on each of our campaigns and, in turn, challenge us to tackle the tough issues our state faces to improve highway safety.

In accordance with the current reauthorization legislation, Moving Ahead for Progress in the 21st Century (MAP-21), the Office of Highway Safety has included the following components in the FY 2014 Annual Report:

- Assessment of the state's progress in meeting targets identified in our FY 2014 Highway Safety Plan;
- Description of the projects and activities funded;
- Federal funds expended on identified funded projects and activities; and
- Extent to which the identified projects contributed to meeting the highway safety targets.

We will continue to strive *Toward Zero Deaths* in 2015 in an effort to make Delaware roadways the safest in the country. To that end, we will focus on legislative enhancements, thoughtful traffic safety data analysis, and use of identified best practice countermeasures to continue to tackle the challenges that lie ahead.

DELAWARE OFFICE OF HIGHWAY SAFETY

Overview



Staff Photo

Front row (left to right): Jana Simpler, Roger Minner, Lisa Shaw

2nd row: Alison Kirk, Lindsay Andersen

3rd row: Bonnie Dixon, Kaila Dukes

4th row: Kim Chesser, Richard Klepner

Back Row: Trish Bachman, Larry Kelley

The Office currently consists of seven full-time employees and four part-time employees, who serve as a resource to many different partners. It is through the dedication to the mission of the Office that these staff members have been able to make great strides in the improvement of highway safety across the state of Delaware.

As a division of the Department of Safety and Homeland Security, the Office of Highway Safety (OHS) fulfills its mission through the implementation of public information/education and enforcement initiatives. OHS staff members are committed to maintaining and expanding our partnerships with agencies statewide. We believe it is through these vital statewide alliances that effective outreach and implementation of safe driving practices by the motoring public will be accomplished.

By focusing on the state's identified highway safety priority areas, developing statewide partnerships, and increasing public awareness of the importance of safe driving behaviors, the Office of Highway Safety, under the leadership and direction of Ms. Jana Simpler, is striving to make Delaware's roadways the safest in the country.

Office staff includes:

Jana Simpler, Director – Responsible for planning, organizing, and directing the operations and programs of the Office of Highway Safety in accordance with Federal and State rules, regulations, and guidelines. Monitors State and Federal legislation that impacts highway safety and the State of Delaware. Serves as the State's Coordinator on behalf of the Governor's Representative.

Lisa Shaw, Management Analyst III – Serves as the Deputy Director. Responsible for monitoring and evaluation of approved highway safety projects, administration and distribution of federal funds to state, local, and private agencies and preparation of the State Highway Safety Plan; responsible for coordinating and organizing impaired driving countermeasures across the state, managing the statewide DUI Provider Program, and coordination of the State traffic records initiatives; manages the Section 2010, also 410, and 408 programs under SAFETEA-LU and 402, 405 and 154 programs under MAP-21. Performs duties as necessary as the agency DUI Program Coordinator, the Traffic Records Coordinator, the Distracted Driving Coordinator, and the Motorcycle Safety Coordinator.

Kimberly Chesser, Management Analyst III – Responsible for coordinating and organizing occupant protection and aggressive driving initiatives across the state, administration of the Section 2011 and 405 grants, and preparation of the Annual Evaluation Report. Performs duties as necessary as the agency Occupant Protection Coordinator, Aggressive Driving Coordinator, and Young Driver Programs Coordinator.

Alison Kirk, Community Relations Officer – Serves as the official agency spokesperson and media liaison, responsible for dissemination of information regarding agency programs and events, coordination of public awareness campaigns and media events, presentation of safety education programs for schools and other State and local agencies and managing our social media presence. Performs duties necessary as the agency Bicycle Safety Coordinator, Older Driver Issues Coordinator, and Pedestrian Safety Coordinator.

Bonnie Dixon, Accounting Specialist – Responsible for processing fiscal documents as required for the daily operations of the office. Manages the agency timesheets and serves as the agency liaison with the Department’s Human Resources Section. Serves as the agency captain for the State Employee Charitable Campaign (SECC) and the Department Chair for the SECC.

Kaila Dukes, Operations Support Specialist – Responsible for ordering public information materials, coordinates distribution of materials to increase public awareness, and assists the Community Relations Officer with public information and education initiatives. Serves as the agency receptionist.

Roger Minner, Law Enforcement Liaison – Responsible for the coordination of law enforcement mobilizations throughout the grant year and for organizing law enforcement training opportunities (part-time position).

Lindsay Andersen and Larry Kelley, Statewide Fitting Station Coordinators – Responsible for the coordination of the Office of Highway Safety’s three statewide Child Passenger Safety Fitting Stations, in cooperation with the Division of Motor Vehicles and Delaware State Police Troop 7 (part-time positions).

Trish Bachman, Corporate Outreach Coordinator – Responsible for the development and implementation of traffic safety-related programming initiatives for and with our corporate partners (part-time position).

Richard Klepner, Data Analyst – Responsible for conducting ongoing problem identification, assisting in the development of the Annual Highway Safety Plan, assisting in the development and implementation of enforcement mobilizations and providing data analysis summaries to the Program Managers.

FY 2014 HIGHWAY SAFETY TARGETS

Core Outcome Measures

1. **Traffic Fatalities** – To decrease traffic fatalities 6% from the 2009-2011 calendar year average of 105 to 99 by December 31, 2014.
 - Progress towards target as of November 30, 2014 – **112**, DE CARS Data
2. **Serious Traffic Injuries** – To decrease serious traffic injuries 2% percent from the 2009-2011 calendar year average of 645 to 632 by December 31, 2014.
 - Progress towards target as of November 30, 2014 – **546**, Delaware State Police Data
3. **Mileage Death Rate** – To decrease the mileage death rate from the 2009-2011 calendar year average of 1.17 per 100 million vehicle miles travel to 1.10 by December 31, 2014.
 - Progress towards target for calendar year 2013 - **1.06**, DelDOT data
4. **Rural Mileage Death Rate** – To decrease the rural mileage death from the 2009-2011 calendar year average of 2.27 per 100 million vehicle miles travel to 2.16 by December 31, 2014.
 - Progress towards target as of 2013 - **1.67** (NHTSA state website data)
5. **Urban Mileage Death Rate** – To decrease the urban mileage death rate from the 2009-2011 calendar base year average of .67 per 100 million vehicle miles travel to .64 by December 31, 2014.
 - Progress towards target as of 2013 - **.77** (NHTSA state website data)
6. **Unrestrained Passenger Vehicle Occupant Fatalities** – To decrease unrestrained passenger vehicle occupant fatalities 11% from the 2009-2011 calendar year average of 31 to 28 by December 31, 2014.
 - Progress towards target as of November 30, 2014 – **32**, CARS Data
7. **Alcohol Impaired Driving Fatalities** – To decrease alcohol impaired driving fatalities 11% from the 2009-2011 calendar year average of 41 to 37 by December 31, 2014.
 - Progress towards target as of November 30, 2014 – **54**, CARS Data
8. **Speed Related Fatalities** – To decrease speeding-related fatalities 10% from the 2009-2011 calendar year average of 40 to 36 by December 31, 2014.
 - Progress towards target as of November 30, 2014 – **49**, CARS Data
9. **Motorcyclist Fatalities** – To decrease motorcyclist fatalities 13% from the 2009-2011 calendar year average of 14 to 12 by December 31, 2014.

- Progress towards target as of November 30, 2014 – **15**, CARS Data
- 10. Unhelmeted Motorcyclist Fatalities** – To decrease unhelmeted motorcyclist fatalities 12% from the 2009-2011 calendar year average of 9 to 8 by December 31, 2014.
 - Progress towards target as of November 30, 2014 – **8**, CARS Data
 - 11. Drivers Age 20 or Younger Involved in Fatal Crashes** – To decrease drivers age 20 or younger involved in fatal crashes 12% from the 2009-2011 calendar year average of 17 to 15 by December 31, 2014.
 - Progress towards target as of November 30, 2014 – **7**, CARS Data
 - 12. Pedestrian Fatalities** – To reduce pedestrian fatalities 11% from the 2009-2011 calendar year average of 18 to 16 by December 31, 2014.
 - Progress towards target as of November 30, 2014 – **20**, CARS Data

Core Behavior Measure

- 13. Seatbelt Use Rate** – To increase statewide seat belt compliance 4 percentage point from the 2012 calendar year use rate of 88% to 92% by December 31, 2014.
 - Progress towards target – 92% statewide seat belt use rate, Observational Survey Data

Additional State Measure

14. Traffic Records – Short-term performance targets:

- Coordinate the planning and development of the Section 405(c) application;
- Convene a Traffic Records Coordinating Committee (TRCC) with a multidisciplinary membership;
- Coordinate the Strategic Plan and approved projects with the TRCC
- Require performance measures and performance targets that demonstrate quantitative improvements;
- Ensure Traffic Records Assessments are completed within five years of this application, including the recommendations and how each was addressed;
- Ensure maintenance of aggregate expenditures from all State sources for Traffic Records projects

Long-range performance target: Continue to support TRCC partners' efforts to upgrade existing traffic records systems and efforts to implement additional resources to further aid in accurate, timely, and complete data analysis

Progress toward target:

The Office of Highway Safety has continued to:

- coordinate the planning and development of the 405c application,
- maintain the TRCC and conduct regular meetings,
- coordinate traffic records projects with the TRCC,
- require performance targets that show quantitative improvements, and
- support TRCC partners' efforts to update existing systems

In addition, OHS coordinated a Traffic Records Assessment during FY 2014.

15. Distracted Driving – To decrease the total number of cell phone involved traffic crashes by 5%, from 140 to 132 by December 31, 2014.

- Progress towards target as of November 30, 2014 – **148**

Activity measures (includes 402 subgrants and arrests made as part of mobilizations funded by 402, 405, 410 and 154)

- Number of seat belt citations issued during grant-funded enforcement activities (grant activity reporting) 2,522
- Number of impaired driving arrests made during grant-funded enforcement activities (grant activity reporting) 300
- Number of speeding citations issued during grant-funded enforcement activities (grant activity reporting) 4,755

FY 2014 INITIATIVES

OCCUPANT PROTECTION

The Office of Highway Safety coordinated the following program initiatives in an effort to reach our occupant protection goals for FY 2014:

❑ **Click It or Ticket (CIOT) Enforcement Campaign**

Project identifier: OHOA-4, BBBK-1, BBBP-1

The Office of Highway Safety and our partners coordinated another successful Click It or Ticket campaign in May 2014. The high visibility enforcement and education effort reached record numbers of motorists in an effort to increase seat belt use across the state. Law enforcement officers from 35 police departments participated in the statewide effort, conducting both traffic safety checkpoints and seat belt use patrols to encourage motorists to buckle up. During the initiative, officers issued 1041 seat belt tickets and 43 child restraint citations during 389 seat belt patrols and 2 checkpoints. In addition, Delaware participated in the NHTSA Border to Border initiative hosting a press conference at the Delaware River and Bay Authority Veterans Park in New Castle, DE with surrounding State Police partners and then patrolling the state borders for seat belt violations to kick off the CIOT campaign.



Billboard

❑ **Nighttime Seat Belt Enforcement Campaign**

Project identifier: OHOA-1, OHOA-2, OHOA-3, OHOA-5

In addition to Click It or Ticket, OHS Coordinated 5 other seat belt enforcement and education campaigns to encourage motorists to wear a seat belt. OHS conducts extensive problem ID analysis to identify specific times of the year to conduct additional enforcement and education. This analysis also included identification of the police agencies that we ask to participate as well as times of the day and days of the week to focus overtime enforcement. Officers were asked to focus their enforcement during night time hours. These 5 campaigns resulted in 1481 additional seat belt arrests across the state.

□ **Statewide Observational Seat Belt Use Survey**

Project identifier: OHDC-1

OHS used the same survey design as the previous year to comply with NHTSA survey guidelines. The 2014 survey looked at 48 randomly selected locations in all 3 counties. These were the same locations as the previous year with the exception of a few alternate site locations due to construction and road closures. These were previously submitted to NHTSA for approval. The University of Delaware assisted OHS with the data analysis and OHS utilized retired law enforcement officers to conduct the actual observational surveys at the 48 identified locations. OHS again partnered with In3, a company affiliated with Perdue University, to use an iPad app for surveyors to use in the field while conducting observation seat belt use rate. This provided efficiency and accuracy with reporting data. Based on the analysis from the Statewide Observational Seat Belt Use Survey conducted in June 2014, Delaware's seat belt use rate is currently 92%. This was submitted to NHTSA in the fall of 2014. According to the National Occupant Protection Use Survey (NOPUS), the national seat belt use rate is 87%. Thus for the eleventh year in a row, Delaware's seat belt use rate has exceeded the national use rate.

□ **Child Restraint Fitting Stations**

Project identifier: BBBH-1, BBBM-1, BBBQ-1, BBAA-1, BBBJ-1, BBBN-1, BBBR-1, BBAB-1, BBBY-1

Since 2002, OHS has operated 2-3 child restraint fitting stations across the state where parents, guardians, grandparents, and care givers can go for free to have their car seats checked for correct installation. OHS operates three fitting stations for various hours every week – one at the Wilmington DMV lanes, another at the Dover DMV lanes, and another at Delaware State Police Troop 7 in Lewes, Delaware. In FY2014, OHS Fitting Station Coordinators checked 1,429 seats at these locations. The Wilmington Fitting Station celebrated the accomplishment of checking over 10,000 seats since 2002.

In addition, OHS technicians participated in 7 car seat check events and provided education and outreach about child passenger safety and our fitting stations to parents and caretakers at a number of community events including New Castle County Head Start locations, school health fairs, Delaware Adolescent Program, Inc, Delaware Early Childhood Center end of year celebration, Safe Summer Day, Parents as Teachers, Bundles for Babies, Chick-fil-A, Children's Choice, Division of Public Health Office of Women's Health, Kent General Infant Care Classes, La Red Health Center, Bethany Beach EMS day, Clayton Touch a Truck day, and OHS Corporate Partners meetings. OHS fitting station instructor Larry Kelley also taught 2 Safe Kids Child Passenger Safety Technician (CPST) 4 day classes in New Castle County in which 28 new technicians were certified. Fitting Station coordinator Lindsay Andersen earned her instructor certification. In FY 2014, Delaware had approximately 75 certified technicians and 4 certified instructors. This is a 25% increase in the number of certified techs from FY 2013.

OHS sent Larry Kelley to Kidz in Motion Child Passenger Safety Conference and provided travel assistance to the conference to one of Delaware’s lead CPST course instructors.

As a result of a grant that DHSS received and their subsequent partnership with Delaware Safe Kids, OHS provides free installation of car seats to low-income families. The seats are provided by DHSS through their grant funds. Needy families are sent to OHS with a voucher for a free seat and OHS car seat technicians install the seats for these families. In FY2014, OHS distributed and installed 40 of these seats to families in need.



OHS fitting station signage



OHS mascot Buckle Bear partners with Chick-fil-A mascot to educate parents and children about car seats and riding safely.

❑ **Child Passenger Safety Awareness Week Initiative**

Project identifier: BBBJ-1, BBBN-1, AAHY-1, BBBS-1

During the September 2014 Child Passenger Safety Awareness Week, OHS recorded a radio spot for use across the state to promote the OHS car seat fitting stations (see above). OHS also participated in the National Seat Check Saturday event in September and conducted a car seat check event at the Office of Highway Safety Fitting Station. In addition, OHS participated in a Child Passenger Safety Technicians Course during CPS week and hosted a public seat check event on the last day of the class. OHS printed more Child Passenger Safety Educational Brochures, educational materials, and distributed baby bibs and hats with the “Buckle Up” message for families that utilized the fitting station.

❑ **Delaware State Police CPS Project**

Project identifier: BBAF-1

As part of the OHS plan to recruit more child passenger safety technicians, OHS funded the fee for 11 State Troopers to attend the child passenger safety technicians course. These troopers expressed an interest in child passenger safety and/or are officers from the domestic violence unit who frequently transport young children.

❑ **Tween Project**

Project identifier: AABJ-1, AAGM-1

OHS partnered with Alliance Sports Marketing to operate a youth baseball program in 25 youth baseball facilities across the state. These programs are geared toward engaging tweens regarding seat belt use and riding in the back seat. The program included vinyl banners in each of the little league parks, interactive displays, and Mascot appearances from the Wilmington Blue Rocks and the Delmarva Shorebirds with autograph cards that were branded and have seat belt messaging on the back.



Shorebird baseball card handed out to tweens at little league events.

❑ **Officer Safety Video**

Project identifier: BBBU-1

OHS funded the production of a video “Patrol Safe.Arrive Alive” to educate officers about the dangers of not wearing a seat belt, distracted driving and speed. The video featured the family of a state trooper who was killed in the line of duty in a traffic crash, Colonel McQueen from the Delaware State Police, a trauma doctor, and local law enforcement officers. The video is a five minute video that can be viewed during roll call or training and all police departments and training academies were given a copy of the video.

❑ **Teen Driver Video**

Project identifier: AAGE-1

OHS has formed a Teen Driver Task Force to address recommendations from a NHTSA analysis of Delaware’s Driver Education Program. OHS worked through the Task Force to implement improvements to the Driver Education curriculum. As part of the curriculum the task force produced a video. The video is twelve minutes and features a crash that occurred in Delaware in 2012. The crash involved a teen driver and a teen passenger who was killed in the crash. The video focuses on seat belt use, speeding, and distracted driving.

□ **Paid Media**

Project identifier: OHOB-1, AABJ-1, OHOD-1, BBBO-1, BBBS-1, AAJN-1,AAJK-1, AAHY-1, AAJL-1, AAJP-1, BBBL-1, BBBT-1, AAHZ-1, AAJF-1

The Office of Highway Safety coordinated several outreach campaigns to support the Occupant Protection programming initiatives, as follows:

High-Visibility Enforcement (HVE) efforts

Paid media was a part of our high-visibility enforcement efforts. Paid media efforts coincided with each of the 5 high-visibility enforcement mobilizations. The campaign utilized the “Buckle Up. Arrive Alive DE” brand. Keeping in mind that 92% of Delawareans currently use their seat belts, OHS chose to target the holdouts to join the crowd. Data identifies those 8% of unbelted individuals as a majority of young males.

HVE paid media funds were utilized for:

- concept development
- interactive website
- video
- equipment for testimonials
- audio
- internet ads
- nontraditional print
- collateral materials
- incentives
- public relations
- media placement





Paid media efforts targeting the 8% who still don't wear seat belts.

Click It or Ticket efforts

Click It or Ticket paid and earned media efforts included TV, radio, billboards, gas pump toppers, and online ads. Additional paid media efforts included:

- Sponsored Wilmington Grand Prix May 16-18- event covered by TV, radio, print, web.
- Pizza box decals and fast food bag stickers
- CIOT die cast cars
- Ticket giveaway social media contest- Truck, Nationwide, Sprint Cup series grandstand tickets
- Created :30 second spot for Sprint Vision
- Created :10 second PA announcement
- RV Insert ad
- Program insert ad
- Souvenir Program ad
- Fan Guide ad
- Seat Belt game and signage
- "Win Ben Kennedy Firesuit" contest
- "Win Paulie Harraka seat belt" contest
- Tommy Baldwin Racing and Reed Sorenson #36- Sprint Cup Series Sunday race
- TriStar Motorsports and Paulie Harraka #44- Nationwide Series Saturday race
- Turner Scott Motorsports and Ben Kennedy #31- Truck Series Friday race
- NASCAR FanZone, track activation, and other activities around NASCAR Muddy Creek 53' trailer display, 50x100 fanzone space- custom with Buckle Up and Click It or Ticket signage and messaging
 - Seat Belt timeline game- die cast car, ear plugs, sunscreen giveaway
 - Buckle Up photo booth- buckle up t-shirt giveaway
 - Race against Paulie game
 - Driver autograph session each day
 - Bucklebear appearances and autograph cards
 - Each team provided show car for display
 - Cat Country radio station live broadcasts each day
 - Static signage design and print, hung around track entrance and exits
 - Design and print driver autograph session signage

- Design and print signage for seat belt game
- Custom driver lanyards and pit passes designed and produced for autograph sessions
- Drive for Autism NASCAR celebrity golf event
 - OHS team with Reed Sorenson
 - Bucklebear appearances and autograph cards
 - Seat belt ad in program
 - Seat belt signage on a hole

Education, outreach and earned media

Press release of pre and post CIOT campaign

- Border to Border press event May 19th with PA, NJ, MD
- Media tour with NASCAR drivers on May 28th
- Camden Chick Fil A seat belt check event- CIOT stickers applied on take out bags.
- SRO tool kits mailed to High Schools for seat belt checks



Tween Little League efforts:

OHS partnered with Alliance Sports Marketing to operate a youth baseball program in 25 youth baseball facilities across the state geared toward engaging tweens (children ages 8-12) regarding seat belt use and riding in the back seat.

Tween Little League paid media efforts included:

- Vinyl banners in each of the little league parks
- Interactive displays
- Mascot appearances from the Wilmington Blue Rocks and the Delmarva Shorebirds
- Autograph cards that were branded and have seat belt messaging on the back
- Educational materials



Paid media efforts focused on tweens 8 -12 year olds.

Child Passenger Safety Awareness Week (CPSAW) efforts:

During CPSAW week, OHS focused efforts on educating parents and care givers that 4 out of 5 car seats are installed incorrectly and encouraged people to contact the fitting station or attend a seat check event. In addition, OHS encouraged registration of car seats.

Child Passenger Safety Awareness Week efforts included:

- Seat Check Saturday event at OHS' Dover fitting station
 - Child seat fittings by certified CPST
 - Live broadcast by Eagle 97.7 radio station
 - An online and print method for people to register their car seats with manufacturer
 - Buckle Bear
 - Created CPS-themed pieces and questions for the giveaway wheel
 - A CPS-themed giveaway item and tip sheet
 - A measuring stick and scale to check kids' car seat needs
- Facebook and Twitter
 - Promote two infographics about child passenger safety

□ **Assessment of State Progress**

Performance targets are measured based on the calendar year. The target for this year was to increase statewide seat belt compliance 4 percentage points from the 2012 calendar year use rate of 88% to 92% by December 31, 2014. The observational survey for FY 2014 determined a 92% statewide seat belt use rate. An additional target was to decrease

unrestrained passenger vehicle occupant fatalities 11% from the 2009-2011 calendar year average of 31 to 28 by December 31, 2014. As of November 30, 2014 there were 32 unrestrained fatalities. Delaware maintained its seat belt use rate of 92% from FY 2013 and continued to exceed the national seat belt use rate. While belt use is high, the number of unrestrained passenger vehicle occupant fatalities continues to remain above the target. OHS will continue high-visibility enforcement and paid media efforts focused on increased belt use among the high risk population.

□ **Section 2011 – Child Restraint Grants**

As required under 23 USC 405 Section 2011, please see a comprehensive list of programs funded under Section 2011 in FY 2014:

FY 2011 Section 2011 –

- Fitting station salary
- Child passenger safety supplies
- Kidz in Motion Conference

FY 2012 Section 2011 –

- Fitting station salary
- Kidz in Motion Conference
- Delaware State Police CPS project
- Child passenger safety supplies

IMPAIRED DRIVING

The Office of Highway Safety coordinated the following programming initiatives in an effort to achieve our impaired driving prevention goals for FY 2014:

□ **Checkpoint Strikeforce (CPSF)**

Project Identifier: AAJA-1, AAFS-1, AACA-3, AAHQ-3, AAHF-3

During FY 2014 Delaware participated in the 13th annual Checkpoint Strikeforce campaign (CPSF). CPSF is a regional impaired driving prevention program initiated by the NHTSA Region 3 office. The program consists of weekly checkpoints between July and December annually, and less frequent checkpoints between January and June. Cooperative agreements with Delaware's Attorney General extend statewide arrest authority to officers from several New Castle County law enforcement agencies. These agencies work cooperatively to form the New Castle County Taskforce and conduct multi-jurisdictional checkpoints within their county. In FY 2014, the Delaware State Police also conducted traditional sobriety checkpoints.

Between July and September 2014, OHS piloted auxiliary saturation patrol activities in smaller jurisdictions. This was intended to supplement the CPSF checkpoints being conducted in larger jurisdictions. Agencies selected for the pilot, based on impaired driving related crash data, included Dover Police, Laurel Police, Milford Police, Rehoboth Beach Police, and Smyrna Police. Agencies were allotted 3 to 4 officers for a four-hour patrol period. Each jurisdiction was divided into three or four segments, and patrols were scheduled for two hours per segment. The pilot lasted three months and was deemed unsuccessful. Many agencies could not fill the necessary overtime slots to make the activity a true saturation patrol. Those that did fill the jobs did not perform well. In total, OHS funded 167 hours of overtime at just over \$8,000, resulting in 216 total arrests, only 2 of which were for impaired driving.

Checkpoint activities continued to be a success in Delaware in FY 2014. The 35 checkpoints resulted in more than 8500 vehicle contacts, 178 arrests for impaired driving, 39 seat belt citations, 17 child restraint citations, 9 tickets for illegal cell phone use, 65 apprehended fugitives, 97 drug offenses, 2 stolen vehicles recovered, and more than 700 other various traffic and criminal arrests. In addition, OHS continues to partner with the Division of Alcohol and Tobacco Enforcement at these checkpoints. Officers are on-site to handle the specific rules and regulations associated with underage possession and consumption.



Officers from various agencies in New Castle County are sworn in for Checkpoint Strikeforce.

□ **Traffic Safety Resource Prosecutor (TSRP) Program**

Project Identifier: AAJF-1, AAFT-1, AAHL-1

In early FY 2008, Deputy Attorney General Sean Lugg assumed the responsibilities of the Traffic Safety Resource Prosecutor in Delaware. Sean assists with vehicular assault and vehicular homicide cases statewide, while also investigating other traffic-related court cases. He keeps the Office of Highway Safety staff, law enforcement, and other partners current on relevant case law. He provides research and information for potential highway safety legislation, such as changes to Delaware’s ignition interlock law and proposed open container legislation. Sean also provides training on a variety of traffic safety related topics to law enforcement and prosecutors. In FY 2014 he was instrumental in the development of a DUI Court, he helped with the planning of a transition from the Intoxilyzer 5000 EN to 9000 unit, he was a key contributor to the revised policy for conducting sobriety checkpoints, and he participated as a key partner on the Statewide Impaired Driving Prevention Taskforce. Sean took an active role in reviewing legislation with an impact on impaired driving laws, including DUI Court legislation, Ignition Interlock legislation, and DUI/Vehicular Crimes legislation. Further, Sean represented Delaware when he was interviewed by Channel 6, WPVI, Philadelphia, regarding DUI and vehicular homicide issues. He also attended the IACP’s annual DRE Conference.

In FY 2014, Sean and his team of prosecutors conducted a number of training opportunities as listed below:

- Provided the Office of Forensic Sciences with training about the judicial system in Delaware and conducted mock trials to help technicians become more comfortable on the stand.
- Provided presentation for other TSRPs, “making your case unassailable from the start”
- Presented several sessions at the OHS Statewide Highway Safety Conference
- Conducted legal updates training for individual police departments
- Provided training for prosecutors “Trial Director,” “A View from the Bench,” “Evidence and Objections,” and “Effective Cross Examination.”
- Audited the Drug Recognition Expert School, both the 2-day Pre-School and the 7-day School
- Participated in the SFST Training conducted throughout the year – giving courtroom tips, report writing tips, and general case management information

In addition to the above, Sean also sits second chair on many vehicular assault and vehicular homicide cases. He also reviews every DUI plea bargain made by line prosecutors to determine pleas are correct and appropriate. He also frequently responds to the site of fatal vehicle crashes to get first-hand knowledge from the Crash Reconstruction Unit.



Deputy Attorney General, Sean P. Lugg, Delaware’s TSRP

□ **Drug Recognition Expert (DRE) Program**

Project Identifier: AAGA-1, AAHM-1

Delaware conducted its first in-state DRE School this year, in August and September 2014. Instructors from Waterford, CT; Prince George’s County, MD; Baltimore County, MD; Toms River, NJ; and Manchester Township, NJ were on-hand to assist Delaware’s two instructors. In total, nine students completed the grueling curriculum, including a 2-day pre-school and a 7-day DRE school. After passing the required classroom instruction, students were sent to Phoenix, AZ at the end of September to complete their field certification. Early in FY 2015 they completed their final knowledge exam and officially became DREs. As soon as paperwork from the IACP arrives with their DRE numbers and certification cards, they will be fully complete. This brings Delaware’s cadre of DREs to twelve. In addition, OHS plans to conduct another DRE School in late FY 2015 to further bolster our numbers. Agencies with DRE’s now include the Delaware State Police, Newark Police, University of Delaware Police, and Rehoboth Beach Police. A photo of the original class is posted below. Please note, not

everyone graduated this course. However, those students were encouraged to study and reapply for the FY 2015 course.



Front row: Instructor Chris Dudzek, Instructor Andrew Rubin, Instructor Roy Bryant, DAG Chris Marques, Instructor Mark Phillips, Student Patrick Wenk, Student Megan Hazzard, Student Jonathan Gibbons, Student Patrick McCloskey, Instructor Frank Enko
Back row: Student Andrew Partyka, Student Ronnie Mills, Student Sidney Ballentine, Student Adam Mease, Student Michael Weinstein, Student Nick DeMalto, Student Dana Wyant, Instructor Gil Maffeo, Instructor Tom Morehouse, and Instructor Antonio Ellis.

❑ **DUI Enforcement Mobilizations**

Project Identifier: OHIA-1, OHIA-2, OHIA-3, AABM-1, AABM-2, AABM-3, AABM-4, AABM-5, AABM-6, AACA-1, AACA-2, AACA-4, AACA-5, AACA-6, AACA-7, AACA-8, AACA-9, AAFS-2, AAFS-3, AAFS-4, AAFS-5, AAFS-6, AAHF-1, AAHF-2, AAHF-4, AAHF-5, AAHF-6, AAHF-7, AAHQ-1, AAHQ-2, AAHQ-4, AAHQ-5, AAHQ-6, AAHQ-7, AAHQ-8, AAHQ-9

OHS coordinated nine impaired driving enforcement mobilizations during the FY 2014 fiscal year. The impaired driving mobilizations were held October 26th (Halloween); November 1 – 9 (Fall 2013 blitz); November 27 – December 31 (Safe Family Holiday); January 4 – February 3 (NFL Playoff Games/Super Bowl); March 15th (St. Patrick's Day); May 23 – May 26 (Memorial Weekend Blitz); July 18 – August 2 (Summer DUI); July 25 – August 2 (Delaware State Fair); and August 15 – September 1 (National Impaired Driving Crackdown). A total of 31 agencies participated, working more than 3,900 hours, yielding 144 impaired driving arrests, 195 seat belt citations, 40 child restraint violations, 940 speed citations, 150 cell phone violations, 64 drug arrests, 83 fugitives apprehended, 2 concealed weapons found, and more than 3,400 other traffic and criminal violations. In addition, all officers working OHS-funded patrols are directed to be alert for signs of underage possession and consumption, as well as underage impaired driving. During FY 2014, officers made 28 underage consumption arrests.

❑ **Statewide Impaired Driving Prevention Taskforce**

Project Identifier: no federal funds expended

OHS began development of a Statewide Impaired Driving Prevention Taskforce in FY 2013. A variety of participants were considered, spanning many disciplines. The OHS Impaired Driving Coordinator contacted potential participants to discuss the idea of a taskforce in an attempt to gauge interest. Ultimately, near the end of FY 2013 invitations were sent to the following partners:

AGENCY	DISCIPLINE
Div. of Motor Vehicles	Driver Licensing
Latin American Community Center	Multi-cultural Outreach
Alcoholic Beverage Control Commission	Retail Liquor Licensing
Traffic Safety Resource Prosecutor Program	Prosecution
Department of Transportation	Traffic/Engineering
Div. of Substance Abuse & Mental Health	Treatment and Licensing Review
Div. of Alcohol & Tobacco Enforcement	Underage Drinking/Liquor License Enforcement
DE State Police Crime Lab	Blood and Breath Testing Program
New Castle County Police	Law Enforcement (county-wide)
Lewes Police	Law Enforcement (small municipal)
Dover Police	Law Enforcement (large municipal)
Delaware State Police	Law Enforcement (statewide)
Univ. of DE Police	Law Enforcement (college campus population)
Dover Air Force Base	Military/Safety Prevention
Open Door, Inc.	Substance Abuse Treatment
Pace, Inc.	Substance Abuse Education
Dept. of Correction, Probation & Parole	Offender Monitoring
Justice of the Peace Courts	Adjudication
Court of Common Pleas	Adjudication
Office of Highway Safety	Impaired Driving Prevention, Corporate Outreach, and Community Relations

The taskforce helped OHS develop its strategic plan for combatting impaired driving. After development of the strategic plan, the taskforce reviewed the projects and determined which items could be addressed during FY 2014. The following projects were addressed:

PROJECT	STATUS
DRE School	Completed
Stronger IID laws	Completed
Revise DUI Tracking System	In progress, anticipated implementation December 2015
DMV Administrative Hearings	Postponed for action in FY 2015

Purchase PBTs for Law Enforcement	Completed
Probation & Parole office's need for monitoring devices	Postponed for action in FY 2015, to coincide with DUI Court implementation
DUI Court	In progress, anticipated implementation December 2014
Additional Law Enforcement Training	Training scheduled in each county for FY 2015

❑ **Underage Drinking Prevention**

Project identifier: AAJA-1, AAFS-1, AACA-3, AAHQ-3, AAHF-3

OHS continues to partner with the Division of Alcohol and Tobacco Enforcement, in an effort to prevent the sale to and subsequent use of alcohol by minors. In addition, all DUI Treatment programs are required to have a separate track for impaired driving offenders under age 21 at the time of their arrest. The factors that influence their alcohol and/or drug use differ greatly from adult users, any amount of alcohol consumption is illegal, and there are different health and developmental issues that must be addressed. In addition, all OHS-funded impaired driving patrols and checkpoints are directed to be alert for signs of underage possession and consumption, as well as underage impaired driving. Officers made 28 underage consumption arrests while working OHS-funded assignments in FY 2014. Delaware has a zero tolerance law for underage impaired driving, with a BAC limit of 0.02.

❑ **Prevention of Over-Service of Patrons**

Project identifier: AAHP-1

OHS continues to partner with the Division of Alcohol and Tobacco Enforcement in an effort to prevent the sale to and subsequent use of alcohol by minors. To that end, OHS funded an over-service project that included on-site training of servers, as well as the development of a DVD with the instruction available to all licensees and law enforcement agencies statewide. The DVD provides additional instruction to servers, providing tips and tools to deal with patrons who appear intoxicated or are nearing intoxication.

❑ **DUI Evaluation, Education, and Treatment Programs**

Project identifier: no federal dollars expended

OHS coordinates and monitors contracts for evaluation, education, and treatment programs for those individuals arrested and/or convicted of driving under the influence. These programs are governed by a Standard Operating Procedures manual, managed and updated by OHS. DUI offenders are required to submit for a 90-minute evaluation, administered by the Delaware Evaluation and Referral Program. Following the evaluation, a referral is made to an appropriate level of clinical care. This is typically an Education program or an Outpatient Treatment program. Individuals with a prior alcohol or drug charge are required to attend outpatient treatment, for potential substance abuse or dependence. Further, offenders with a BAC of 0.15 or higher are

ineligible for the Education program, as higher BACs are indicative of a higher tolerance to substances. Offenders who do not satisfactorily complete the program to which they were referred will not be eligible for driver license reinstatement. All Evaluation/Referral, Education, and Treatment providers are required to be licensed by the Delaware Division of Substance Abuse and Mental Health.

□ **DUI Tracking System Management & Redesign**

Project identifier: AAJC-1, AAHU-1, AAHJ-1, AAJU-1, AAFV-1

Delaware currently has a system that tracks impaired driving offenders from the point of interaction with the court or the DMV, and follows them through the completion of their mandated education or treatment program. This system requires a regular maintenance contract with the developer as well as monthly fees for hosting the virtual server to the State provider.

The current electronic tracking system is over 10 years old and is in need of updates. Through a contract with the Delaware Department of Technology and Information, the system is going to be completely overhauled. The gathering of business requirements phase is complete and development has begun. All end users were interviewed and a “wish list” was identified. The contractor is providing monthly progress updates. Final implementation is expected in early December 2015.

□ **DUI Court**

Project identifier: no federal funds expended

In the last legislative session, ending June 30, 2014, a bill was passed to allow the New Castle County Court of Common Pleas to develop a DUI Court program. The program will be piloted there, under the direction of Chief Judge Alex Smalls. The steering committee includes the Judge, a court administrator, probation and parole, prosecutors, public defenders, substance abuse and mental health staff, OHS representation, and law enforcement. The team went to Athens, GA in early FY 2015 for a NHTSA/NCDC-sponsored training seminar. The team has developed criteria for inclusion in the DUI Court, as well as expected milestones. The initial pilot is capped at 50 participants. Implementation began in mid-December 2014.



DUI Court Steering Committee – L/R – Marc Richman, Sean Lugg, Bonnie Stark, Tamara Burton, Ret. Judge Richard Gebelein, Chief Judge Alex Smalls, Lisa Shaw, Andrew Rubin, Gerard Spadaccini, And Michael Wysock

❑ **Law Enforcement Equipment Purchases**

Project identifier: AAJG-1, AAJH-1, AAJI-1, AAHT-1, AAHI-1, AAFY-1

In FY 2014, OHS was fortunate to be able to supply law enforcement agencies statewide with necessary pieces of impaired driving enforcement equipment. Portable breath testers were supplied to every agency that indicated a need. In addition, a large breath alcohol testing vehicle was designed and implemented in New Castle County to assist with the regular sobriety checkpoints conducted there. The vehicle includes a mobile intoxilyzer machine, as well as cones, safety vests, portable speed bumps, and LED flares. There is video capability inside, to ensure officers and offenders are monitored.

❑ **Delaware State Police Omega Blood Draw Program**

Project identifier: AAHW-1

In FY 2014, OHS provided funds to the Delaware State Police to continue a contract with Omega Medical Systems. This contract provides for phlebotomy services for impaired driving cases. The technicians will come directly to roadside (if necessary), or directly to the police station, saving the officer the time of taking the defendant to the hospital for the blood draw. Delaware allows forced blood draws; this service makes it much easier for the officers to secure the blood and ultimately get the blood alcohol concentration (BAC). The BAC is a valuable piece of evidence that wins trials and holds impaired driving offenders accountable for their criminal behavior.

❑ **Impaired Driving Training Initiatives**

Project identifier: AACC-1, AAHR-1, AAHG-1, AAKA-1

In FY 2014, OHS provided manuals and training supplies, made facilities available, and when appropriate, provided meals and/or snacks during the training periods. OHS was fortunate to be able to support six separate training activities. There were two

Standardized Field Sobriety Testing (SFST) courses held, with a total of 40 students attending. There were also two SFST Refresher courses held, with a total of 27 students attending. One Advanced Roadside Impaired Driving Enforcement course was held, with a total of 20 students attending. As noted earlier, one Drug Recognition Expert (DRE) class was also held, which yielded an additional 9 certified DREs in Delaware.

□ **Delaware Department of Transportation Section 154 Projects**

Project identifier: AABW-1, AACF-1

In FY 2014, the Delaware Department of Transportation (DelDOT) utilized Section 154 funds for projects identified in their Highway Safety Improvements Plan, the Strategic Highway Safety Plan, and other projects identified as eligible under the Hazard Elimination guidelines. These projects included intersection improvements, placement of pedestrian signals, wire-rope guardrail enhancements, updates to the Crash Analysis Reporting System (CARS), activities to improve work zone safety, and improved signage where appropriate.

SPEED AND OTHER AGGRESSIVE DRIVING BEHAVIORS

In FY 2014, the Office of Highway Safety increased its efforts regarding enforcement of speed-related violations. Fatal crash analysis has shown that speed is a contributing factor in over 1/3 of fatal crashes. Additional crash analysis shows that there is a significant number of speed related fatalities on rural roads with a 50 mph speed limit and that over 60% of the time, the driver responsible for a speed related crash is male and typically 18-34 years of age. In addition, the Office of Highway Safety focused select project efforts on aggressive driving.

The Office of Highway Safety coordinated the following programming initiatives in an effort to reach our speed and other aggressive driving prevention goals for FY 2014:

❑ **Speed Enforcement Campaign**

Project identifier: OHSA-1, OHSA-2, OHSA-3, OHSA-4

In FY 2014, the Office of Highway Safety coordinated 4 speed and aggressive driving enforcement and education campaigns in an effort to reduce the number of speed and aggressive driving related crashes that contribute to injuries and fatalities on Delaware roadways. Ten police agencies were selected to conduct 507 four hour patrols during identified times of the year and locations based upon review of crash data.



Speed Poster

❑ **DSP Statewide Mobilization - Drive to Save Lives**

Project identifier: OHSA-6

Delaware State Police participated in a one-day enforcement blitz as part of a national Drive to Save Lives initiative. OHS provided funding for 22 patrols during the mobilization. The primary target violation was speed. A total of 231 arrests were made during this mobilization, 134 of which were speeding arrests.

❑ **High School Aggressive Driving Campaign**

Project Identifier: AAJM-1

To combat aggressive driving among teens, the Office of Highway Safety promoted a safety message about aggressive driving at Delaware High School basketball sporting events using event signage, display, pledge cards and teen ambassadors. The message “Be Aggressive on the Court Not on the Road” was promoted. Twenty-nine high schools participated in the campaign.



Aggressive Driving Display

❑ **Speed/Pedestrian Demonstration Project**

Project identifier: AAJJ-1, AAJQ-1

OHS demonstrated the impact speed has on pedestrian safety. OHS partnered with the McAndrews group to conduct a demonstration showing how speed affects stopping distance and the difference between driving 25 mph and 35mph and injuries that a pedestrian may sustain when hit. The media was invited to view the stopping distance demonstration and law enforcement partners, emergency doctors, OHS and DeIDOT were available for media interviews after the demonstration. The media was presented with video of the stopping distance demonstration.



Media filming a pedestrian mannequin which was struck in a stopping distance demonstration



Dr. Glen Tinkoff, associate vice chair of emergency surgery at Christiana Care Health System discusses the injuries pedestrians suffer when struck by a vehicle and how speed contributes to those injuries

□ **Speed Equipment for Law Enforcement**

Project identifier: OHSE-1, BAAA-1

OHS funded speed equipment purchases for 27 law enforcement agencies. OHS surveyed law enforcement to determine their needs and awarded speed equipment to every agency who had a need.

In addition, OHS continued its ongoing effort to encourage police agencies to participate in a mobilization effort, even when OHS isn't offering overtime funding for their participation.

Non-participating law enforcement agencies were given the mobilization parameters, asked to participate without funding, and if they submitted a stats form, the police department's name was included in a random drawing for a piece of radar equipment. Felton, Harrington, Seaford and Elsmere Police Departments were winning recipients and were awarded radar equipment of their choice. The typical equipment purchased included Radar/Laser speed detection equipment for all agencies in need of this equipment.

□ **Paid Media**

Project identifier: OHSB-1, AAJQ-1, AAJM-1, AAJP-1

The Office of Highway Safety coordinated paid media efforts to support speed and other aggressive driving programming initiatives as follows:

High-Visibility Enforcement (HVE) efforts

Paid media supported HVE efforts and coincided with enforcement mobilization timeframes to include:

Paid Media

- Radio- WSTW, WDSB, WJKS, WWFG, WZBH
- Pandora- audio and banner ads
- DMV TV- :30 static ads in all 4 DMV offices
- Comcast cable- :30 tv ads
- YouTube- pre-roll and companion banner
- AdTegrity- digital media buy- pre-roll and rich media ads on select DE IP addresses
- Collateral material- poster, flyers, banner

Education, Outreach and Earned Media

- Life Size Sign placement- new Slow Down were displayed in schools, beach locations, restaurants, and movie theatres.
- 5k sponsorship- OHS to sponsored select 5k races with message "Run Fast. Drive Slow." with table display set up and engagement
- DIAA high school track championship sponsorship
 - Table display with pledge to slow down
 - PSA during event
 - Ad in tournament program
 - Signage along track fencing, above stands, by ticket gate and snack stand.
- Press releases, media interviews

Speed-Pedestrian Demonstration

OHS demonstrated the impact speed has on pedestrian safety. OHS conducted a demonstration showing how speed affects stopping distance and the difference between

driving 25 mph and 35mph and injuries that a pedestrian may sustain when hit. Paid media efforts included:

- Contractual costs for press release
- Media press packets
- USB device with demonstration recordings



Pedestrian Speed Demonstration

High School Aggressive Driving program efforts:

To combat aggressive driving among teens, the Office of Highway Safety promoted a safety message about aggressive driving at Delaware High School basketball sporting events using event signage, display, pledge cards and teen ambassadors. The message “Be Aggressive on the Court Not on the Road” was promoted.

paid media efforts included:

- Signage at all events
- Interactive displays
- Pledge cards for students to pledge safe driving habits
- T-shirts to top student athletes as an influencer
- Educational materials

□ **Assessment of State Progress**

Performance targets are measured by calendar year. Our 2014 target was to decrease speeding-related fatalities 10% from the 2009-2011 calendar year average of 40 to 36 by

December 31, 2014. As of November 30, 2014 there were 49 speed-related fatalities. Delaware did not meet this performance target. Calendar year 2014 saw an increased number of fatalities on Delaware roadways and OHS has shifted its aggressive driving and speed focus to a more specific speed focus and combined OP and Speed enforcement mobilizations in an effort to allow more of OHS paid enforcement jobs to be worked by law enforcement. The high cost of paid media has also contributed to paid media not being as expansive as it has in the past. OHS continues to fund high-visibility enforcement and assisted law enforcement with additional radar purchases to combat speed violations.

TRAFFIC RECORDS/SAFETY MANAGEMENT SYSTEMS

Accurate, complete and timely traffic safety data is the cornerstone of the state's highway safety program. Efforts are currently underway to make improvements and upgrades to existing records systems to ensure the data that is captured and used in resource allocation decision making is as accurate as possible. Problem identification remains a key function of the Office of Highway Safety. In order to ensure that the federal funds received by the state of Delaware are allocated in an efficient and effective manner, it is critical to review as much highway safety data as possible to determine the types of crashes that are occurring, where and when they are occurring and who is our target audience.

The Office of Highway Safety coordinated the following initiatives in an effort to reach our traffic records goals for FY 2014:

❑ **TRCC Strategic Plan Implementation**

Project identifier: AAFN-1

In FY 2014 OHS continued to implement the updated Traffic Safety Information System Strategic Plan and goals of the TRCC. The plan outlines each of the six information systems' (crash, roadway, vehicle, driver, enforcement/adjudication, and injury surveillance) status, goals/objectives (if appropriate), and performance measures (if appropriate). The plan outlines specific traffic records improvement projects in place as well as plans for future initiatives to improve the consistency, accuracy, and timeliness of all data related to crashes.

❑ **E-Crash Report Quality Control/Quality Assurance Project**

Project identifier: AAGR-1, DDDC-1, AAFQ-1, AAGS-1

The State of Delaware implemented an Electronic Crash Reporting System (E-Crash) in December 2009 and in 2010, the TRCC approved a project proposed by DelJIS and DSP to implement a QC/QA process to ensure that the reports submitted by state, county and local law enforcement are indeed as accurate as possible. During the last meeting, the TRCC membership encouraged continued support of this project. Currently, DelJIS utilizes Section 405c funds to support the continuation of this project.

❑ **Crash Analysis Reporting System (CARS) Enhancements**

Project identifier: DDDB-1

The development of E-Crash has also generated a need for DelDOT to update their crash data and analysis system. DelDOT began the development of CARS in 2010 to replace their Safety Data Management (SDM) system and assist with the Highway Safety Improvement Plan (HSIP) improvement identification and countermeasure selection. CARS allows users to analyze crash data spatially in addition to their traditional reporting methods. The system integrates crash data with DelDOT's roadway inventory data allowing for generation of crash rate information and other reports needed for the HSIP, safety decision making, and resource allocation. OHS uses this system for data analysis and mapping to guide our data-

based decision making. DelDOT continues to enhance the system to allow for its maximum reporting capabilities. OHS and the TRCC support enhancements that improve targeted resource allocation.

□ **Delaware Division of Motor Vehicles (DMV) Modernization Project**

Project identifier: AAGU-1, AAGT-1

The Delaware DMV has begun the monumental task of modernizing their data systems. This project will have a domino-like impact on the Delaware Justice Information System, which has more than thirty linkages to various parts of the DMV system. These interfaces will all need to be upgraded and the TRCC agreed to fund the first year project management and a programmer to get this project completed with minimal disruption to the availability of real-time crash data. The project is anticipated to carry forward into the next five years.

□ **Contract for Data Analyst Position**

Project identifier: AAGC-1

OHS was fortunate to secure a part-time assistance position in FY 2012, allowing us to hire a data analyst. Richard Klepner joined the staff, with a Bachelor's degree in Political Science and Master's degree in Public Administration. He is a tremendous asset to the office, single-handedly managing the data analysis needs of the program managers, thus allowing them more time to focus on grant writing and administration and program development and implementation. In FY 2013 Richard was hired by Whitman, Requardt, and Associates and OHS entered into a contractual agreement with them to keep Richard on-site at OHS, in a full-time capacity. As a result, OHS has been able to conduct analysis of citation data as well as crash data, enhancing our decision-making abilities.

□ **Information Systems Support Specialist**

Project identifier: OHT1

Responsible for the administration of the network computer system, modification of existing programs and implementation of new programs as needed, and maintenance of the OHS website. Maintains internal and external equipment inventory. In February of FY2014, this position was consolidated and became part of the Department of Technology and Information (DTI).

□ **Assessment of State Progress**

The State of Delaware currently has a very good traffic records system, with appropriate linkages and near real-time reporting of citation and crash data. However, in FY 2014, we continued to look for ways to further improve the systems. As a result, OHS is pleased to note that all of the FY 2014 short-range traffic records goals were achieved or are underway. The TRCC continues to guide the efforts intended to improve the collection of data, including the enhancement of the automated crash report. Statewide use of the electronic reporting system, E-Crash, has improved access to the data and reduced officer time spent on data collection and reporting, creating more timely, accurate, and complete crash data. We will continue to strive for improvement and further linkages in an effort to

have the very best tools available for highway safety countermeasures selection and resource allocation decision making. Further, the required Traffic Records Assessment was started in FY 2014 and will be completed during the first quarter of FY 2015.

PEDESTRIAN SAFETY

In calendar year 2013, there were 26 pedestrian fatalities. This represents just over 1/4 of all of Delaware's traffic fatalities – a record number for a state the size of Delaware. In response, OHS chose to seek out new and innovate ways to address the issue of pedestrian safety.

□ **Pedestrian Law Enforcement Outreach**

Project identifier: OHPA-1

In FY 2013, in response to the high number of pedestrian fatalities in 2012, OHS tried a new, non-enforcement approach to the problem. This pilot project started in New Castle County, where approximately 70% of all pedestrian fatalities occur. Officers were asked to work in teams of two, for four hours, on foot. They were directed to approach pedestrians and provide them with a free reflective item, to improve their safety in low-light or dark conditions. Most of these fatalities occur between 4pm-8pm. In addition, the officers were directed to speak with the pedestrians, offering safe walking tips, and provide them with an OHS brochure for future reference. The initiative included 3 mobilizations: one in May, one in June, and one in August. The results were overwhelmingly positive. Officers made more than 2,600 pedestrian contacts, and officers report the interactions as positive. As a result of the success of this project, OHS moved this from the “pilot” stage to a full-time program.

In FY 2014 pedestrian outreach was conducted throughout October 2013, May 2014, June 2014, and August 2014. Officers made nearly 5,000 contacts with pedestrians. In addition, OHS has responded to several requests from other partners interested in participating in this type of outreach. Based on conversations with law enforcement, our FY 2015 plan will include continued outreach with a complement of enforcement following, in an effort to drive home the message.

□ **Paid Media**

Project identifier: OHPB-1

The Office of Highway Safety coordinated paid media efforts to support paid media programming efforts to include the following:

Paid media efforts in New Castle County continued to focus on the Zombie campaign. In Sussex County, OHS coordinated efforts with nearby Ocean City, MD to adopt the Happy Crab campaign message.



Happy Crab Billboard



Zombie Bill Board

New Castle County paid media placement

- DART transit advertising
 - 20 Queen Bus ads
 - 25 Bus shelter ads
 - 60 Bus interior card ads
- Door hangers- 18,000 door hangers were placed on residential houses along the Kirkwood Highway corridor. (Elsmere to Newark)
- Direct mail- oversized postcards were mailed to 7,128 apartment units along the Kirkwood Highway corridor. (Elsmere to Newark)

Sussex County paid media placement

- Fenwick Island lifeguard stands- 3 stands with large ad
- Tanger Outlet signage- Outlet #2 & #3 with framed signs and parking lot banners- bonus digital sign message- 20 per hour.
- Realtor welcome bags- insert placed in realtor bags for summer rentals- Rehoboth, Bethany, and Dewey Beach.
- Door Hangers- 8,229 hangers were hung twice on residential houses over the summer along Rt 1 corridor from Rehoboth to Bethany.
- Direct Mail- oversized postcards were mailed to summer rental address and apartment complexes
- Hotel room keys- a total of 29,000 custom keys were distributed to 21 hotels from Rehoboth, Bethany, and Dewey Beach.
- Jolly Trolley- 3 trolleys had banner messages.

Education, outreach, earned media

- Coordinated joint press event with Ocean City, MD in June 2014
- 5k sponsorships Handouts and incentive items for law enforcement patrols
- Speed Pedestrian demonstration in New Castle and Sussex Counties April 29/30, 2014

□ **Assessment of State Progress**

Performance targets are measured based on the calendar year. The target for this year was to reduce pedestrian fatalities 11% from the 2009-2011 calendar year average of 18 to 16 by the end of calendar year 2014. As of November 30, 2014 that number is 20. While we did not meet our target, we did decrease slightly since last year. We will continue to re-assess our outreach and enforcement efforts directed at pedestrian safety. This remains a priority for OHS in FY 2015.

MOTORCYCLE SAFETY

Unfortunately, Delaware does not have legislative support for a motorcycle helmet law, and thus OHS will not pursue one. However, we will continue to seek out new and innovative ways to address the issue of motorcycle safety, while relying upon research-based countermeasures identified in Countermeasures That Work and Highway Safety Guideline #3.

The Office of Highway Safety coordinated the following programming initiatives in an effort to reach our motorcycle safety targets for FY 2014:

❑ **Motorcycle Enforcement Mobilizations**

Project identifier: OHMA-1, OHMA-2, OHMA-3, OHMA-4, OHMA-5, OHMA-6

OHS coordinated six motorcycle enforcement mobilizations during FY 2014. These included a Spring Blitz, March 24-29, 2014; a second Spring effort, April 21 – May 3, 2014; and three Summer waves of enforcement, June 23-28, July 7-11, and August 7-9. The final mobilization was conducted in the fall of 2014, September 11-15, to coincide with the Delmarva Bike Week activities occurring in Ocean City, Maryland. Officers worked 277 patrols total, yielding 25 citations for failure to possess a motorcycle helmet, 458 speeding citations, 141 other aggressive driving related arrests, 5 impaired driving arrests, and nearly 800 additional criminal and traffic citations.



Billboard

❑ **Paid Media**

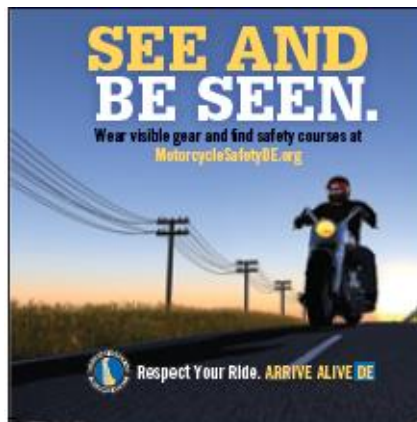
Project identifier: OHMB-1, AAGW-1, AAGX-1

Look! See and be seen. OHS continues to utilize the strategy of placing paid media during the same periods as enforcement is conducted. To ensure a comprehensive strategy, the media messages are directed at both the motorist and the motorcycle rider. The motorist message includes tips awareness of motorcycles, sharing the road, and overall safe driving behaviors. The message for motorcycle riders includes tips about safety gear, remaining alert and aware of other traffic, and overall safe driving behaviors.

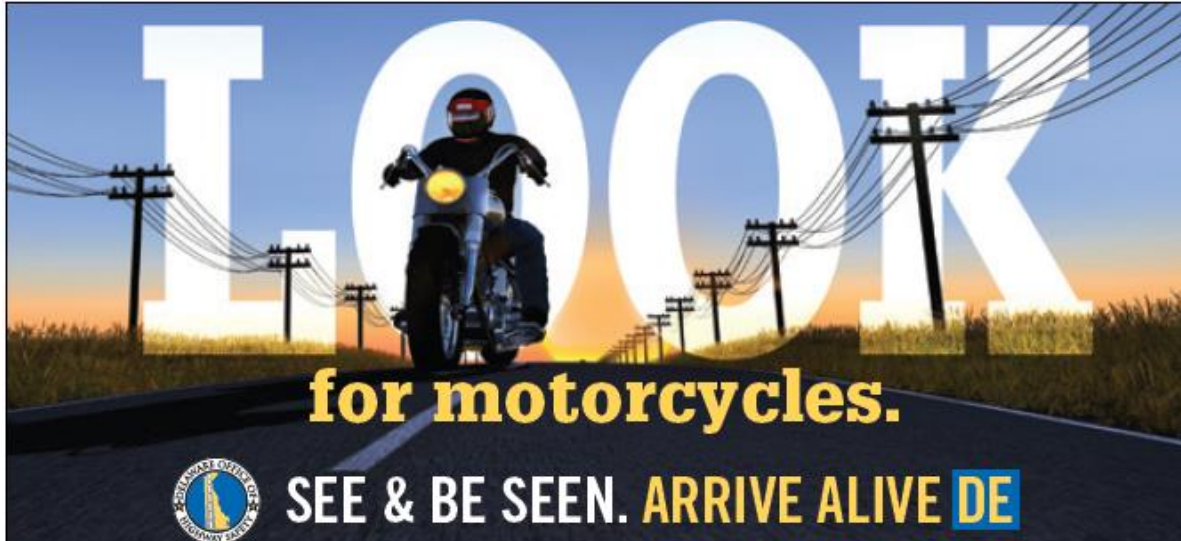
Paid media supported HVE efforts and coincided with enforcement mobilization timeframes to include:

HVE paid media funds were utilized for:

- Concept development
- Motorcycle safety website www.MotorcycleSafetyDE.org with
 - Rider safety quiz
 - Motorcycle safety course information and promotional video
 - Riding routes
- video
- equipment for testimonials
- audio
- internet ads
- nontraditional print
- collateral materials
- incentives
- public relations
- media placement
- Motorcycle Tip Sheet distributed to teen driver subcommittee to include in drivers ed curriculum



Rider focused dealership cling



Driver focused billboard

□ **Assessment of State Progress**

This year's targets were to decrease motorcyclist fatalities 13% from the 2009-2011 calendar year average of 14 to 12 by December 31, 2014. As of November 30th there were 15 fatalities. In addition, it was the target to decrease unhelmeted motorcyclist fatalities 12% from the 2009-2011 calendar year average of 9 to 8 by December 31, 2014. As of November 30, 2014 there were 8 unhelmeted fatalities. Some of this is attributed to the fact that Delaware had a mild winter in early 2014, which had riders out on the roads much earlier than usual. While we did not meet the target for motorcycle fatalities, in FY 2015, OHS will try some newer, more innovated approaches aimed at keeping motorcycle riders safer. We will, of course, remain focused on reducing the number of motorcyclist fatalities on our roadways throughout 2015.

FY 2014
ADDITIONAL INITIATIVES
PLANNING AND ADMINISTRATION

Planning and administrative costs support the Office of Highway Safety operations. The Office of Highway Safety coordinated the following planning and administrative initiatives in FY 2014:

❑ **Travel/Training**

Project identifier: OHHD-1

In FY 14, the Office of Highway Safety used travel and training funds to support OHS staff who attended training and conferences throughout the year or served on boards or committees requiring attendance.

❑ **General Office Supplies**

Project identifier: OHHE-1

Throughout the year, the Office of Highway Safety purchases general office supplies to assist with the operations of the office.

❑ **General Operating Expenses**

Project identifier: OHHG-1

General operating expenses fund items and fees required for the operation of the office to include items like our storage unit, phone bills, copier, newspapers, personnel charges from the Office of Management and Budget, Messenger Services, FedEx, and memberships to organizations.

❑ **Technology Enhancements**

Project identifier: OHHH-1

The Office of Highway Safety utilizes technology enhancement funds to replace aging technology that no longer works and to upgrade technologies as necessary to maintain efficient operations.

❑ **Audit Fees**

Project identifier: OHHA-1, no federal funds expended

Audit fees are used when the Office of Highway Safety is required to participate in a state-mandated audit.

❑ **Operations Support Specialist**

Project identifier: OHA3

Responsible for ordering public information materials, coordinates distribution of materials to increase public awareness, and assists the Community Relations Officer with public information and education initiatives. Serves as the agency receptionist.

❑ **Accounting Specialist**

Project identifier: OHO2

Responsible for processing fiscal documents as required for the daily operations of the office. Manages the agency timesheets and serves as the agency liaison with the Department's Human Resources Section. Serves as the agency captain for the State Employee Charitable Campaign (SECC) and the Department Chair for SECC.

❑ **Assessment of State Progress**

Planning and Administration projects contributed to efforts to meet state targets by providing administrative support, accounting support and funds necessary to support staff needs for task completion.

COMPREHENSIVE TRAFFIC SAFETY PROGRAM

❑ **Occupant Protection Coordinator**

Project identifier: OHC3

Responsible for coordinating and organizing occupant protection and aggressive driving initiatives across the state, administration of the Section 2011 and 405 grants, and preparation of the Annual Evaluation Report. Performs duties as necessary as the agency Occupant Protection Coordinator, Aggressive Driving Coordinator, and Young Driver Programs Coordinator.

❑ **DUI Coordinator**

Project identifier: OHC1

Serves as the Deputy Director. Responsible for monitoring and evaluation of approved highway safety projects, administration and distribution of federal funds to state, local, and private agencies and preparation of the State Highway Safety Plan; responsible for coordinating and organizing impaired driving countermeasures across the state, managing the statewide DUI Provider Program, and coordinates the State traffic records initiatives; manages the Section 2010, 410, and 408 programs under SAFETEA-LU and 402, 405 and 154 programs under MAP-21. Performs duties as necessary as the agency DUI Program Coordinator, the Traffic Records Coordinator, the Distracted Driving Coordinator, and the Motorcycle Safety Coordinator.

❑ **Community Relations Officer**

Project identifier: OHC2

Serves as the official agency spokesperson and media liaison, responsible for dissemination of information regarding agency programs and events, coordination of public awareness campaigns and media events, presentation of safety education programs for schools and other State and local agencies and managing our social media presence. Performs duties necessary as the agency Bicycle Safety Coordinator, Older Driver Issues Coordinator, and Pedestrian Safety Coordinator.

❑ **Anticipated Project Proposals**

Project identifier: AAGF, no federal funds expended

The Office of Highway Safety allows sub-grantees to submit a project proposal funding request any time during the fiscal year. Funds are held in the anticipated project proposal project line until a new project is approved for funding. Once it is approved for funding, a new project line is created and funds are moved from the anticipated project proposal line into the new project line.

□ **Occupant Protection/Speed Combined Enforcement Project**

Project identifier: OHOS-1

OHS law enforcement partners expressed frustration at not being able to fill multiple OHS enforcement shifts due to lack of manpower, competing schedules, and an abundance of overtime jobs. In an effort to work with our partners, OHS combined OP and Speed enforcement campaigns to avoid multiple campaigns running at the same time and extended the enforcement period an extra week to allow for more opportunities to work shifts. The first multiple priority mobilization was coordinated in September 2014, and we will continue with this model in FY15.

□ **Assessment of State Progress**

Comprehensive Traffic Safety Program projects contributed to efforts to meet state targets by providing salary costs for the Occupant Protection Coordinator, DUI Coordinator, Community Relations Officer and combined high visibility enforcement.

POLICE TRAFFIC SERVICES

❑ **Law Enforcement Liaison**

Project identifier: OHB5

Responsible for the coordination of law enforcement mobilizations throughout the grant year and for organizing law enforcement training opportunities (part-time position).

❑ **FY 2014 Highway Safety Conference**

Project identifier: OHBC-1

OHS hosted its biennial highway safety conference November 5 – 7th, 2014 at the Atlantic Sands Hotel and Conference Center in Rehoboth Beach, Delaware. This year's theme was "Safety and Security on Delaware Roadways." Over 200 people attending the conference.

The following sessions were hosted:

- Recognizing Drug and Criminal Activity During Traffic Stops
- Distracted Driving Case Study
- Officer Involved Crashes
- Legal Updates
- Bath Salts/Illicit Drugs
- Commercial Vehicles: Heavyweight Enforcement
- Distracted Driving Demo Projects
- Gang Presence vs. Gang Problem
- DMV Licensing
- DUI Testimony
- Division of Alcohol and Tobacco Enforcement
- Sovereign Citizens
- Homeland Security/Terrorism & Link to Traffic Safety
- Impact of Social Media on Law Enforcement

❑ **FY 2016 Highway Safety Conference**

Project identifier: OHBB

The Office of Highway Safety began planning the FY 2016 Highway Safety Conference during FY 2014. This is necessary in order to secure a location for the conference and enter into a contract with the facility. A deposit was placed to hold the facility for the conference.

❑ **Contingency Funds**

Project identifier: OHBD, no federal funds expended

No funds were spent in the contingency fund project line for FY 2014.

❑ **Review Room Project**

Project identifier: AAGD, no federal funds expended

The Office of Highway Safety decided not to conduct the Review Room Project.

□ **Assessment of State Progress**

Police Traffic Services projects contributed to efforts to meet state targets by providing salary costs for the Law Enforcement Liaison, funding the OHS Highway Safety Conference allowing us to bring in expert speakers from across the county to assist law enforcement in traffic safety, and allowing OHS to host another successful conference in FY 2016.

CORPORATE OUTREACH PROGRAM

❑ **Corporate Outreach Coordinator**

Project identifier: OH03-1

The Corporate Outreach Coordinator manages the Corporate Outreach Program. The Corporate Outreach Program works to reach the thousands of people who are employed in Delaware with consistent traffic safety messaging. In 2014, over 100 public and private corporations, as well as state-run and non-profit agencies participated in the program. Representatives from these companies gather several times a year to form a committee called the Corporate Partners.



Corporate Partners are the key to our success. Business leaders, safety managers, military personnel, fleet managers, human resource management, and safety advocates work closely with OHS staff to evaluate the effectiveness of outreach efforts, offer suggestions, and deliver program outreach to their respective audiences. (Pictured: Travis Boardman, ISP for Fed Ex)

❑ **Corporate Outreach Materials**

Project identifier: OHOF-1, AAZZ-1

Materials purchased support the Corporate Outreach Program. Funds are used to purchase mailing supplies, mocktail supplies, printing and publishing and other items needed to support the Corporate Outreach Program.

Corporate Outreach is always looking for effective ways to reach both small and large groups of employees with timely and consistent information about traffic safety trends and initiatives. Here are the top ways the program works with the corporate community:

❑ **Monthly Traffic Safety News and Newsletter Articles**

Traffic Safety News (TSN) is a monthly e-newsletter that is designed to be shared with audiences of all sizes with a minimum of effort. The topic reflects the major campaign for the month and is distributed to all partners to coincide with the launch of media. The TSN is filled with statistics, facts, and helpful tips. Current distribution exceeds 21,000 people. The average email distribution for an active partner is 350 employees.

A monthly Drop-in Newsletter Article is created for partners who produce an internal newsletter. The article is distributed monthly and often reflects the same topic as the Traffic Safety News. In 2014, Corporate Partners reported sharing the article in company newsletters, as well as posting on bulletin boards, handing out at safety

meetings, displayed on internal television monitors, included on company websites, and shared on social media.

❑ **Standing Order Distribution of Program Materials**

Each Corporate Partner can elect to receive promotional traffic safety materials. For most campaigns, OHS produces quantities of posters, flyers and table tents. The number and type of materials received is based on the needs of the company, the number of employees, and availability.

For 2014, the combined distribution for police agencies and corporate partners were 1050 posters, 6075 flyers, and 794 table tents.



❑ **Corporate Partners Meetings and Awards**

Corporate Outreach hosts several meetings throughout the year to network with leaders from the corporate community. Corporate Partners meetings are held semi-annually in the months of March and September. A Fleet Managers meeting is held in June each year. The Hispanic Outreach Committee meets once a year in the spring.

Once a year, Corporate Outreach Awards are given to select Corporate Partners who excel in traffic safety outreach, program participation, and contribution to the overall success of OHS initiatives. Three corporate partners were awarded in 2014:

- Outstanding Outreach – Travis Boardman, ISP for Fed Ex
- Outstanding Program- Toyge Davis, Safety Specialist FS & RE, DuPont
- Outstanding Partner – Wing Safety Office, 436 AW/ SEG Dover Air Force Base



Dover Air Force Base Wing Safety Office received this year's top honor.

❑ **Hispanic Outreach Committee**


Outreach to the Hispanic communities has been a priority for the Corporate Outreach Program, enabling community members to address the growing traffic safety needs of

the Latino community. Through strategic partnerships, OHS was able to sponsor the following activities: Cinco de Mayo Family Night, Holiday Family Night, Art Addiction, and a Child Passenger Safety Seat Check.

❑ **Safety Events & Outreach Opportunities**

The Corporate Outreach Program is often invited to give a presentation or staff a safety awareness table for our business partners. New this year, targeted outreach opportunities were given to partners for specific traffic safety initiatives. Armed with a target date, talking points, and select incentive items, safety managers were encouraged to hold their own safety meeting and report back to the coordinator. This type of outreach is simple to implement, low in cost, and can be used for any campaign.

In 2014, ten businesses and 1 Hispanic Outreach partner were selected to host “One text or call could wreck it all” distracted driving outreach. Each received talking points for a safety briefing, a pledge banner, printed pledges, and a small quantity of giveaway items. The initiative was a huge success, reaching thousands of people across the state.



Staff from DuPont Wilmington Offices and Dover Downs Hotel and Casino display the pledge banner.

❑ **Mocktails**

Mocktail parties have been an incredibly successful venue for outreach to large audiences with lifesaving messages about Driving under the Influence (DUI) and other dangerous driving behaviors. Non-alcoholic punch and smart party snacks are served with information on impaired driving prevention. Local police are invited to educate partygoers about DUI by performing the Standardized Field Sobriety Test on participants wearing fatal vision goggles.

Mocktails can be held any time of year when there is a focus on DUI enforcement: SuperBowl, St. Patrick’s Day, Cinco de Mayo, 4th of July, Halloween, and the winter holidays.

DISTRACTED DRIVING – CELL PHONE USE

The Office of Highway Safety coordinated the following programming initiatives in FY 2014:

□ **Distracted Driving Enforcement Mobilizations**

Project identifier: OHBF-1, OHBF-2, OHBF-3

OHS coordinated three distracted driving mobilizations, focusing on the illegal use of cell phones while driving. Due to limited funding, the enforcement was conducted in three one-day blitz efforts. Patrols were scheduled November 15th, February 14th, and April 11th. In total, officers worked 129 patrols, yielding 385 cell phone arrests, 3 DUI arrests, 57 seat belt citations, 67 speed arrests, and nearly 400 various other criminal and traffic offenses.

□ **Smart Drive Distraction and Reaction Program**

Project identifier: AAHV-1

Delaware provided funding in FY 2014 to aid in the delivery of the Smart Drive Program. Smart Drive is delivered to area high schools, with several on-line learning modules, followed by a demonstration with their “Gem Car.” The Gem Car is slightly larger than a golf cart, and can be controlled on either side. Students get into the car, take a test drive, and then are asked to talk on their cell phone. The program administrator asks simple questions, like the student’s address or simple addition. Another administrator rides in the passenger seat and operates the secondary controls when the student gets distracted. The program is aimed at 16 and 17 year old students recently licensed to drive. Smart Drive provides students with a “safe” opportunity to make a mistake and ultimately helps them recognize the dangers of cell phone distraction.

□ **Paid Media**

Project identifier: OHNB-1

OHS utilized a very simple message regarding cell phone use while driving, “Cops Are Cracking Down”. This message was spread throughout Delaware and was aired on local radio, print ads, and digitally. The message makes the point that using a cell phone to talk or text while driving creates a dangerous driving situation and law enforcement is taking action. The paid media was placed to coincide with the enforcement efforts conducted during the year.

The paid media component of the campaign included the following:

- Digital- internet ads on Pandora, iheartradio, Burst Media, AdTegrity
- Microsite for digital ad landing page
- Radio- WSTW, WJKS, WDSD, WXCX, WOCQ, WGBG, WAFL, WZBH, WWFG
- Collateral- posters, table tents, fliers



Internet Advertisement

□ **Assessment of State Progress**

Performance targets are measured based on the calendar year. The target for this year was to reduce the total number of cell phone involved traffic crashes by 5%, from 140 to 132 by the end of calendar year 2014. As of November 30, 2014 that number is 148. While we did not meet our target, distracted driving has become one of law enforcement's most high profile violations. The increase in overall enforcement of Delaware's cell phone law has made officers more vigilant in determining their use or involvement in motor vehicle crashes. OHS will continue to fund distracted driving enforcement when possible, and will target the locations, the months, days of the week, and times of the day when the crashes are more prevalent.

FINANCIAL SUMMARY

FINAL VOUCHER

U.S. Department of Transportation National Highway Traffic Safety Administration

State: Delaware

Status of Obligations and Expenditures

2014-FINAL

Posted: 12/10/2014

Page: 1

Report Date: 12/10/2014

Program Area	Project	Description	Obligation Limitation	Carry Fwd	Obligated Funds	Expended Funds	Carried Fwd into Next FY	Unobligated Balance	Unexpended Balance
NHTSA									
NHTSA 402									
Planning and Administration									
	PA-2014-00-00-00	Planning and Administration			\$109,916.02	\$109,916.02	\$53,083.98		\$0.00
	Planning and Administration Total				\$109,916.02	\$109,916.02	\$53,083.98		\$0.00
Alcohol									
	AL-2014-OH-IA-10	Halloween Loop			\$4,894.00	\$4,894.00	\$0.00		\$0.00
	AL-2014-OH-IA-20	Memorial Weekend Blitz FY14			\$10,318.90	\$10,318.90	\$2,287.10		\$0.00
	AL-2014-OH-IA-30	Delaware State Fair			\$3,400.00	\$3,400.00	\$0.00		\$0.00
	Alcohol Total				\$18,612.90	\$18,612.90	\$2,287.10		\$0.00
Motorcycle Safety									
	MC-2014-OH-MA-10	Spring Wave 1			\$3,997.26	\$3,997.26	\$402.74		\$0.00
	MC-2014-OH-MA-20	Spring Wave II			\$7,278.84	\$7,278.84	\$3,721.16		\$0.00
	MC-2014-OH-MA-30	Summer Wave I			\$7,361.40	\$7,361.40	\$2,638.60		\$0.00
	MC-2014-OH-MA-40	Summer Wave II			\$6,918.25	\$6,918.25	\$1,581.75		\$0.00
	MC-2014-OH-MA-50	Summer Wave III			\$9,252.11	\$9,252.11	\$2,447.89		\$0.00
	MC-2014-OH-MA-60	Delmarva Bike Week 2014			\$10,577.75	\$10,577.75	\$1,422.25		\$0.00
	Motorcycle Safety Total				\$45,385.61	\$45,385.61	\$12,214.39		\$0.00
Occupant Protection									
	OP-2014-AA-BJ-10	Tween Safety Supplies			\$50,000.00	\$50,000.00	\$10,000.00		\$0.00
	OP-2014-AA-GF-1A	Drive for Autism with Nascar/CIOT			\$4,000.00	\$4,000.00	\$0.00		\$0.00
	OP-2014-OH-DC-10	Seat Belt Survey Analysis			\$34,268.00	\$34,268.00	\$5,732.00		\$0.00
	OP-2014-OH-O3-10	Corporate Outreach Coordinator			\$13,420.74	\$13,420.74	\$5,579.26		\$0.00
	OP-2014-OH-OA-10	SB Enforcement, Safe Family Holiday			\$16,196.31	\$16,196.31	\$0.00		\$0.00

U.S. Department of Transportation National Highway Traffic Safety Administration

State: Delaware

Status of Obligations and Expenditures

Page: 2

2014-FINAL
Posted: 12/10/2014

Report Date: 12/10/2014

Program Area	Project	Description	Obligation Limitation	Carry Fwd	Obligated Funds	Expended Funds	Carried Fwd into Next FY	Unobligated Balance	Unexpended Balance
	OP-2014-OH-OA-20	Winter 2014 Campaign			\$15,509.07	\$15,509.07	\$0.00		\$0.00
	OP-2014-OH-OA-30	Spring 2014 Campaign			\$18,506.91	\$18,506.91	\$700.00		\$0.00
	OP-2014-OH-OA-40	2014 Click or Ticket IT			\$11,085.77	\$11,085.77	\$34,725.92		\$0.00
	OP-2014-OH-OA-50	Summer 2014 Campaign			\$31,498.01	\$31,498.01	\$2,801.99		\$0.00
	OP-2014-OH-OF-10	Corporate Outreach Supplies			\$4,724.80	\$4,724.80	\$275.20		\$0.00
	Occupant Protection Total				\$199,209.61	\$199,209.61	\$59,814.37		\$0.00
	Pedestrian/Bicycle Safety								
	PS-2014-OH-PA-10	Pedestrian Initiatives			\$26,196.69	\$26,196.69	\$2,904.70		\$0.00
	PS-2014-OH-PA-20	June Enforcement			\$8,407.92	\$8,407.92	\$0.00		\$0.00
	PS-2014-OH-PA-30	July Enforcement			\$4,400.00	\$4,400.00	\$4,600.00		\$0.00
	PS-2014-OH-PA-40	August Enforcement			\$4,417.24	\$4,417.24	\$3,674.84		\$0.00
	PS-2014-OH-PA-50	September Enforcement			\$0.00	\$0.00	\$0.00		\$0.00
	Pedestrian/Bicycle Safety Total				\$43,421.85	\$43,421.85	\$11,179.54		\$0.00
	Police Traffic Services								
	PT-2014-OH-B5-10	Law Enforcement Liaison, Police Service			\$34,874.35	\$34,874.35	\$5,125.65		\$0.00
	PT-2014-OH-BB-10	FY16 Conference			\$5,000.00	\$5,000.00	\$5,000.00		\$0.00
	PT-2014-OH-BC-10	Conference			\$61,301.65	\$61,301.65	\$0.00		\$0.00
	Police Traffic Services Total				\$101,176.00	\$101,176.00	\$10,125.65		\$0.00
	Traffic Records								
	TR-2014-OH-T1-10	Anna Salary			\$28,190.52	\$28,190.52	\$0.00		\$0.00
	Traffic Records Total				\$28,190.52	\$28,190.52	\$0.00		\$0.00
	Community Traffic Safety Project								
	CP-2014-AA-GF-10	Proposals			\$0.00	\$0.00	\$11,000.00		\$0.00
	CP-2014-OH-C1-23	OHC1 (LISA), OHC2 (KIM), OHC3 (ALISON)			\$177,454.91	\$177,454.91	\$11,045.09		\$0.00

U.S. Department of Transportation National Highway Traffic Safety Administration

State: Delaware

Status of Obligations and Expenditures

Page: 3

2014-FINAL
Posted: 12/10/2014

Report Date: 12/10/2014

Program Area	Project	Description	Obligation Limitation	Carry Fwd	Obligated Funds	Expended Funds	Carried Fwd into Next FY	Unobligated Balance	Unexpended Balance
	CP-2014-OH-OS-10	OP/Speed Combo Mobilization FY14			\$33,922.22	\$33,922.22	\$12,577.78		\$0.00
	Community Traffic Safety Project Total				\$211,377.13	\$211,377.13	\$34,622.87		\$0.00
	Driver Licensing								
	DL-2014-AA-GE-10	GDL Program Supplies			\$30,000.00	\$30,000.00	\$0.00		\$0.00
	Driver Licensing Total				\$30,000.00	\$30,000.00	\$0.00		\$0.00
	Speed Management								
	SC-2014-AA-JJ-10	Speed/Ped Demo			\$8,000.00	\$8,000.00	\$0.00		\$0.00
	SC-2014-OH-SA-20	Safe Family Holiday 2013			\$25,154.71	\$25,154.71	\$0.00		\$0.00
	SC-2014-OH-SA-30	Spring 2014 Campaign			\$13,987.86	\$13,987.86	\$0.00		\$0.00
	SC-2014-OH-SA-40	Summer 2014 Campaign			\$34,138.87	\$34,138.87	\$15,861.13		\$0.00
	SC-2014-OH-SA-50	Fall 2014 Campaign			\$0.00	\$0.00	\$9,062.32		\$0.00
	SC-2014-OH-SE-10	Radar Purchase FY14			\$128,148.70	\$128,148.70	\$2,083.73		\$0.00
	Speed Management Total				\$209,430.14	\$209,430.14	\$27,007.18		\$0.00
	Speed Enforcement								
	SE-2014-OH-SA-10	Agg Enforcement, Fall 2013			\$13,594.55	\$13,594.55	\$0.00		\$0.00
	SE-2014-OH-SA-60	Drive to Save Lives FY 14			\$4,437.68	\$4,437.68	\$0.00		\$0.00
	Speed Enforcement Total				\$18,032.23	\$18,032.23	\$0.00		\$0.00
	Paid Advertising								
	PM-2014-AA-GM-01	Tween Safety PM (Occ. Protection)			\$11,574.96	\$11,574.96	\$0.00		\$0.00
	PM-2014-AA-HV-10	Smart Drive Project (Distracted Driving)			\$2,262.75	\$2,262.75	\$0.00		\$0.00
	PM-2014-AA-HY-10	CPS Spanish			\$1,700.00	\$1,700.00	\$0.00		\$0.00
	PM-2014-AA-HZ-10	Car Care Booklets			\$14,990.00	\$14,990.00	\$0.00		\$0.00
	PM-2014-AA-JF-10	Camera for Events			\$471.99	\$471.99	\$0.00		\$0.00
	PM-2014-AA-JK-00	CIOT Nascar			\$67,200.00	\$67,200.00	\$0.00		\$0.00

U.S. Department of Transportation National Highway Traffic Safety Administration

State: Delaware

Status of Obligations and Expenditures

Page: 4

2014-FINAL

Report Date: 12/10/2014

Posted: 12/10/2014

Program Area	Project	Description	Obligation Limitation	Carry Fwd	Obligated Funds	Expended Funds	Carried Fwd into Next FY	Unobligated Balance	Unexpended Balance
	PM-2014-AA-JL-10	CIOT Dover Speedway			\$47,500.00	\$47,500.00	\$.00		\$.00
	PM-2014-AA-JM-10	Alliance H/S Project			\$55,422.50	\$55,422.50	\$.00		\$.00
	PM-2014-AA-JN-10	Racing Limos			\$6,250.00	\$6,250.00	\$.00		\$.00
	PM-2014-AA-JP-10	Sports Marketing			\$119,680.00	\$119,680.00	\$.00		\$.00
	PM-2014-AA-JQ-10	Speed/Ped Demo			\$7,997.50	\$7,997.50	\$.00		\$.00
	PM-2014-AA-ZZ-10	Supplies for Community Events FY14			\$18,313.34	\$18,313.34	\$5,020.38		\$.00
	PM-2014-OH-MB-10	Motorcycle Paid Media			\$79,214.61	\$79,214.61	\$.00		\$.00
	PM-2014-OH-NB-10	Distracted Driving Paid Media			\$43,218.82	\$43,218.82	\$.00		\$.00
	PM-2014-OH-OB-10	SB Paid Media			\$219,000.00	\$219,000.00	\$.00		\$.00
	PM-2014-OH-OD-10	CIOT Paid Media			\$106,000.00	\$106,000.00	\$.00		\$.00
	PM-2014-OH-PB-10	Pedestrian Paid Media			\$106,743.44	\$106,743.44	\$4,707.57		\$.00
	PM-2014-OH-SB-10	Aggressive Paid Media			\$173,904.38	\$173,904.38	\$.00		\$.00
	Paid Advertising Total				\$1,081,444.29	\$1,081,444.29	\$9,727.95		\$.00
	Distracted Driving								
	DD-2014-AA-HV-10	Smart Drive Project			\$2,737.24	\$2,737.24	\$1,196.27		\$.00
	DD-2014-OH-BF-10	Distracted Enforcement, Fall 2013			\$9,198.61	\$9,198.61	\$.00		\$.00
	DD-2014-OH-BF-20	Winter 2014			\$7,197.65	\$7,197.65	\$.00		\$.00
	DD-2014-OH-BF-30	Spring 2014			\$9,396.90	\$9,396.90	\$506.84		\$.00
	Distracted Driving Total				\$28,530.40	\$28,530.40	\$1,703.11		\$.00
	NHTSA 402 Total		\$1,742,775.00	\$603,717.84	\$2,124,726.70	\$2,124,726.70	\$221,766.14	\$.00	\$.00
	405 OP SAFETEA-LU								
	405 Occupant Protection								
	K2-2014-BB-BK-10	CIOT Enforcement May			\$14,472.26	\$14,472.26	\$.00		\$.00
	405 Occupant Protection Total				\$14,472.26	\$14,472.26	\$.00		\$.00

U.S. Department of Transportation National Highway Traffic Safety Administration

State: Delaware

Status of Obligations and Expenditures

Page: 5

2014-FINAL

Report Date: 12/10/2014

Posted: 12/10/2014

Program Area	Project	Description	Obligation Limitation	Carry Fwd	Obligated Funds	Expended Funds	Carried Fwd into Next FY	Unobligated Balance	Unexpended Balance
	405 Paid Media								
	K2PM-2014-BB-BL-10	CIOT PAID MEDIA FY12			\$14,472.26	\$14,472.26	\$.00		\$.00
	405 Paid Media Total				\$14,472.26	\$14,472.26	\$.00		\$.00
	405 OP SAFETEA-LU Total		\$.00	\$28,944.52	\$28,944.52	\$28,944.52	\$.00	\$.00	\$.00
	408 Data Program SAFETEA-LU								
	408 Data Program Incentive								
	K9-2014-AA-FN-10	TRCC SP Implenmentation			\$34,280.61	\$34,280.61	\$8,811.19		\$.00
	K9-2014-AA-FQ-10	QA-QC E-Crash FY12			\$289,732.34	\$289,732.34	\$.00		\$.00
	K9-2014-AA-FR-10	CARS Enhancements FY12			\$.00	\$.00	\$.00		\$.00
	K9-2014-AA-GC-10	Data Analyst			\$93,492.91	\$93,492.91	\$.00		\$.00
	K9-2014-DD-DB-10	CARS Enhancements FY11			\$150,000.00	\$150,000.00	\$.00		\$.00
	K9-2014-DD-DC-00	QA-QC E-Crash			\$1,465.26	\$1,465.26	\$.00		\$.00
	408 Data Program Incentive Total				\$568,971.12	\$568,971.12	\$8,811.19		\$.00
	408 Data Program SAFETEA-LU Total		\$.00	\$577,782.31	\$568,971.12	\$568,971.12	\$8,811.19	\$.00	\$.00
	410 Alcohol SAFETEA-LU								
	410 Alcohol SAFETEA-LU								
	K8-2014-AA-FS-10	Check Point Strike Force			\$.00	\$.00	\$.00		\$.00
	K8-2014-AA-JA-10	Check Point Strike Force FY11			\$22,271.36	\$22,271.36	\$.00		\$.00
	410 Alcohol SAFETEA-LU Total				\$22,271.36	\$22,271.36	\$.00		\$.00
	410 Alcohol SAFETEA-LU Paid Media								
	K8PM-2014-AA-FZ-10	DUI PM			\$108,465.64	\$108,465.64	\$.00		\$.00
	K8PM-2014-AA-HX-10	DUI PM FY12			\$20,000.00	\$20,000.00	\$.00		\$.00
	K8PM-2014-AA-JE-10	DUI PM			\$1,027.42	\$1,027.42	\$.00		\$.00
	410 Alcohol SAFETEA-LU Paid Media Total				\$129,493.06	\$129,493.06	\$.00		\$.00

U.S. Department of Transportation National Highway Traffic Safety Administration

State: Delaware

Status of Obligations and Expenditures

Page: 6

2014-FINAL

Report Date: 12/10/2014

Posted: 12/10/2014

Program Area	Project	Description	Obligation Limitation	Carry Fwd	Obligated Funds	Expended Funds	Carried Fwd into Next FY	Unobligated Balance	Unexpended Balance
410 Alcohol SAFETEA-LU Total			\$.00	\$151,764.42	\$151,764.42	\$151,764.42	\$.00	\$.00	\$.00
410 High Fatality Rate									
410 High Fatality Rate									
	K8FR-2014-AA-FT-10	TSRP PROGRAM FY12 (LUGG)			\$166,691.71	\$166,691.71	\$5,972.70		\$.00
	K8FR-2014-AA-FV-10	DUI Tracking System Redesign FY12			\$10,012.49	\$10,012.49	\$175,178.16		\$.00
	K8FR-2014-AA-HW-10	DSP Omega FY12			\$38,562.50	\$38,562.50	\$61,437.50		\$.00
	K8FR-2014-AA-JC-10	DUI Tracking System Maintenance FY11			\$13,809.35	\$13,809.35	\$.00		\$.00
	K8FR-2014-AA-JF-10	TSRP Program (Lugg) FY11			\$36,335.59	\$36,335.59	\$.00		\$.00
	K8FR-2014-AA-JG-10	Enf Equipment FY12			\$165,000.00	\$165,000.00	\$.00		\$.00
	K8FR-2014-AA-JH-10	Enf Equipment FY12			\$.00	\$.00	\$99,237.17		\$.00
	K8FR-2014-AA-JI-10	Enf Equipment FY12			\$30,580.40	\$30,580.40	\$69,419.60		\$.00
410 High Fatality Rate Total			\$.00	\$872,237.17	\$460,992.04	\$460,992.04	\$411,245.13	\$.00	\$.00
410 High Visibility									
410 High Visibility									
	K8HV-2014-AA-FS-10	CPSF 2014 FY12			\$50,678.95	\$50,678.95	\$79,321.05		\$.00
	K8HV-2014-AA-FS-20	HALLOWEEN ENF FY12			\$22,454.01	\$22,454.01	\$4,395.99		\$.00
	K8HV-2014-AA-FS-30	MEMORIAL WEEKEND ENF FY12			\$.00	\$.00	\$21,850.00		\$.00
	K8HV-2014-AA-FS-40	FALL 2013 ENF FY12			\$.00	\$.00	\$26,850.00		\$.00
	K8HV-2014-AA-FS-50	SAFE FAMILY HOLIDAY ENF FY12			\$.00	\$.00	\$73,500.00		\$.00
	K8HV-2014-AA-FS-60	NFL ENF 2014 FY12			\$.00	\$.00	\$27,687.17		\$.00
	K8HV-2014-AA-FS-70	CPSF JULY-SEPT 2014 FY12			\$1,364.23	\$1,364.23	\$417,418.63		\$.00
	K8HV-2014-AA-GA-10	DRE Program FY12			\$5,000.00	\$5,000.00	\$.00		\$.00
	K8HV-2014-AA-GB-10	Enforcement Equipment FY11			\$70,412.00	\$70,412.00	\$.00		\$.00
	K8HV-2014-AA-JA-10	CPSF OCT-DEC FY12			\$166,755.68	\$166,755.68	\$2,832.32		\$.00

U.S. Department of Transportation National Highway Traffic Safety Administration

State: Delaware

Status of Obligations and Expenditures

Page: 7

2014-FINAL

Report Date: 12/10/2014

Posted: 12/10/2014

Program Area	Project	Description	Obligation Limitation	Carry Fwd	Obligated Funds	Expended Funds	Carried Fwd into Next FY	Unobligated Balance	Unexpended Balance
	K8HV-2014-AB-GA-10	DRE School FY12			\$35,000.00	\$35,000.00	\$.00		\$.00
410 High Visibility Total			\$.00	\$1,005,520.03	\$351,664.87	\$351,664.87	\$653,855.16	\$.00	\$.00
2010 Motorcycle Safety									
2010 Motorcycle Safety Incentive									
	K6-2014-AA-CB-10	Motorist Paid Media			\$56,475.19	\$56,475.19	\$.00		\$.00
2010 Motorcycle Safety Incentive Total					\$56,475.19	\$56,475.19	\$.00		\$.00
2010 Motorcycle Safety Total			\$.00	\$56,475.19	\$56,475.19	\$56,475.19	\$.00	\$.00	\$.00
2011 Child Seats									
2011 Child Seat Incentive									
	K3-2014-BB-AF-10	DSP Troop 3 CPS Project			\$935.00	\$935.00	\$285.00		\$.00
	K3-2014-BB-BH-10	Fitting Station Coordinators			\$22,393.75	\$22,393.75	\$.00		\$.00
	K3-2014-BB-BJ-10	Fitting Station Supplies			\$8,076.81	\$8,076.81	\$.00		\$.00
	K3-2014-BB-BM-10	Fitting Station Coordinators			\$15,616.84	\$15,616.84	\$30,163.16		\$.00
	K3-2014-BB-BN-10	Fitting Station Supplies			\$1,836.56	\$1,836.56	\$4,808.28		\$.00
	K3-2014-BB-BY-10	Kidz in Motion (Kim) Conference FY12			\$2,041.21	\$2,041.21	\$958.79		\$.00
2011 Child Seat Incentive Total					\$50,900.17	\$50,900.17	\$36,215.23		\$.00
2011 Child Seats Total			\$.00	\$87,115.40	\$50,900.17	\$50,900.17	\$36,215.23	\$.00	\$.00
154 Transfer Funds									
154 Alcohol									
	154AL-2014-AA-BM-10	Fall 2013 Blitz			\$989.10	\$989.10	\$6,221.57		\$.00
	154AL-2014-AA-BM-20	Safe Family Holiday 2013			\$.00	\$.00	\$96,100.00		\$.00
	154AL-2014-AA-BM-30	NFL 2014			\$14,341.53	\$14,341.53	\$22,487.60		\$.00
	154AL-2014-AA-BM-40	St. Patrick's Day Loop FY13			\$.00	\$.00	\$.00		\$.00
	154AL-2014-AA-BM-50	Summer 2014			\$1,615.60	\$1,615.60	\$.00		\$.00

**U.S. Department of Transportation National Highway Traffic Safety Administration
Status of Obligations and Expenditures**

State: Delaware

Page: 8

2014-FINAL

Report Date: 12/10/2014

Posted: 12/10/2014

Program Area	Project	Description	Obligation Limitation	Carry Fwd	Obligated Funds	Expended Funds	Carried Fwd into Next FY	Unobligated Balance	Unexpended Balance
	154AL-2014-AA-BM-60	NIDC 2014 Crackdown			\$0.00	\$0.00	\$0.00		\$0.00
	154AL-2014-AA-BT-10	Law Enforcement Equipment FY11			\$172,231.49	\$172,231.49	\$0.00		\$0.00
	154AL-2014-AA-CA-10	NIDC 2014			\$0.00	\$0.00	\$20,000.00		\$0.00
	154AL-2014-AA-CA-20	Memorial Weekend Enforcement			\$0.00	\$0.00	\$15,000.00		\$0.00
	154AL-2014-AA-CA-30	CPSF July-Sept. 2014			\$81,152.16	\$81,152.16	\$30,847.84		\$0.00
	154AL-2014-AA-CA-40	Fall Enforcement 2014			\$0.00	\$0.00	\$15,027.51		\$0.00
	154AL-2014-AA-CA-50	Safe Family Holiday Enforcement			\$0.00	\$0.00	\$0.00		\$0.00
	154AL-2014-AA-CA-60	NFL 2014			\$0.00	\$0.00	\$0.00		\$0.00
	154AL-2014-AA-CA-70	ST Pat's Enf.			\$0.00	\$0.00	\$0.00		\$0.00
	154AL-2014-AA-CA-80	Summer Enf. 2014			\$0.00	\$0.00	\$0.00		\$0.00
	154AL-2014-AA-CA-90	Crackdown Enf.			\$0.00	\$0.00	\$0.00		\$0.00
	154AL-2014-AA-CC-10	Alcohol Impaired Driving Training			\$8,789.33	\$8,789.33	\$0.00		\$0.00
	154AL-2014-AA-CD-10	CPSF Equipment FY12			\$119.45	\$119.45	\$147,853.04		\$0.00
	154AL-2014-AA-HF-10	Halloween Loop			\$0.00	\$0.00	\$20,000.00		\$0.00
	154AL-2014-AA-HF-20	Memorial Weekend Blitz			\$0.00	\$0.00	\$15,000.00		\$0.00
	154AL-2014-AA-HF-30	Check Point Strike Force			\$0.00	\$0.00	\$275,000.00		\$0.00
	154AL-2014-AA-HF-40	Fall 2013 Blitz			\$0.00	\$0.00	\$20,000.00		\$0.00
	154AL-2014-AA-HF-50	St. Patrick's Day Loop			\$0.00	\$0.00	\$20,000.00		\$0.00
	154AL-2014-AA-HF-60	Summer 2014			\$0.00	\$0.00	\$20,000.00		\$0.00
	154AL-2014-AA-HF-70	NIDC 2014			\$0.00	\$0.00	\$25,000.00		\$0.00
	154AL-2014-AA-HG-10	Overtime Enforcement FY14			\$0.00	\$0.00	\$342,223.00		\$0.00
	154AL-2014-AA-HI-10	Ongoing Maintenance of DUI Tracking Syst			\$0.00	\$0.00	\$40,000.00		\$0.00
	154AL-2014-AA-HJ-10	CPSF Equipment FY14			\$0.00	\$0.00	\$180,000.00		\$0.00
	154AL-2014-AA-HP-10	Over Service Project			\$16,054.29	\$16,054.29	\$6,279.07		\$0.00

**U.S. Department of Transportation National Highway Traffic Safety Administration
Status of Obligations and Expenditures**

State: Delaware

Page: 9

2014-FINAL

Report Date: 12/10/2014

Posted: 12/10/2014

Program Area	Project	Description	Obligation Limitation	Carry Fwd	Obligated Funds	Expended Funds	Carried Fwd into Next FY	Unobligated Balance	Unexpended Balance
	154AL-2014-AA-HQ-10	Halloween Loop FY13			\$0.00	\$0.00	\$20,000.00		\$0.00
	154AL-2014-AA-HQ-20	Memorial Weekend Blitz			\$0.00	\$0.00	\$15,000.00		\$0.00
	154AL-2014-AA-HQ-30	Check Point Strike Force July-Sept. 2014			\$0.00	\$0.00	\$105,000.00		\$0.00
	154AL-2014-AA-HQ-40	Fall 2013 Blitz			\$0.00	\$0.00	\$20,000.00		\$0.00
	154AL-2014-AA-HQ-50	St. Patrick's Day Loop			\$0.00	\$0.00	\$100,000.00		\$0.00
	154AL-2014-AA-HQ-60	Summer 2014			\$0.00	\$0.00	\$50,000.00		\$0.00
	154AL-2014-AA-HQ-70	St. Pat's Enf			\$0.00	\$0.00	\$20,000.00		\$0.00
	154AL-2014-AA-HQ-80	Summer 2014			\$0.00	\$0.00	\$20,000.00		\$0.00
	154AL-2014-AA-HQ-90	NIDC 2014			\$0.00	\$0.00	\$65,000.00		\$0.00
	154AL-2014-AA-HT-10	Impaired Driving Enforcement Equipment F			\$0.00	\$0.00	\$25,714.41		\$0.00
	154AL-2014-AA-HU-10	DUI Tracking System Maintenance			\$17,552.55	\$17,552.55	\$12,371.23		\$0.00
	154AL-2014-AA-KA-10	Travel and Training FY14			\$0.00	\$0.00	\$25,000.00		\$0.00
	154 Alcohol Total				\$312,845.50	\$312,845.50	\$1,795,125.27		\$0.00
	154 Paid Media								
	154PM-2014-AA-HH-10	Impaired Driving Paid Media FY14			\$0.00	\$0.00	\$600,000.00		\$0.00
	154PM-2014-AA-HS-10	Impaired Driving Paid Media FY13			\$540,000.00	\$540,000.00	\$0.00		\$0.00
	154PM-2014-AB-HS-10	Ben Kenndy Drive Sober K/N FY13			\$30,000.00	\$30,000.00	\$0.00		\$0.00
	154 Paid Media Total				\$570,000.00	\$570,000.00	\$600,000.00		\$0.00
	154 Hazard Elimination								
	154HE-2014-AA-BW-10	HE DELDOT FY11			\$2,030,975.85	\$2,030,975.85	\$1,780.66		\$0.00
	154HE-2014-AA-CF-10	HE FY 12			\$548,487.58	\$548,487.58	\$1,586,136.27		\$0.00
	154 Hazard Elimination Total				\$2,579,463.43	\$2,579,463.43	\$1,587,916.93		\$0.00
	154 Transfer Funds Total				\$1,157,223.00	\$6,288,128.13	\$3,462,308.93	\$3,983,042.20	\$0.00
	MAP 21 405b OP High								
	405b High HVE								
	M1HVE-2014-BA-AA-10	Radar Equipment FY13			\$2,693.00	\$2,693.00	\$0.00		\$0.00

U.S. Department of Transportation National Highway Traffic Safety Administration

State: Delaware

Status of Obligations and Expenditures

Page: 10

2014-FINAL

Report Date: 12/10/2014

Posted: 12/10/2014

Program Area	Project	Description	Obligation Limitation	Carry Fwd	Obligated Funds	Expended Funds	Carried Fwd into Next FY	Unobligated Balance	Unexpended Balance	
	M1HVE-2014-BB-BO-10	CIOT Paid Media FY13			\$279,872.10	\$279,872.10	\$0.00		\$0.00	
	M1HVE-2014-BB-BP-10	CIOT Enforcement FY13			\$50,000.00	\$50,000.00	\$0.00		\$0.00	
	M1HVE-2014-BB-BS-10	CIOT Enforcement FY13			\$42,223.02	\$42,223.02	\$2,776.98		\$0.00	
	M1HVE-2014-BB-BU-10	Officer Safety in the Video FY14			\$35,303.80	\$35,303.80	\$0.00		\$0.00	
	405b High HVE Total				\$410,091.92	\$410,091.92	\$2,776.98		\$0.00	
	405b High Community CPS Services									
	M1CPS-2014-00-00-00	Fitting Station Salaries			\$0.00	\$0.00	\$0.00		\$0.00	
	M1CPS-2014-BB-BQ-10	Fitting Station Salaries FY13			\$0.00	\$0.00	\$33,000.00		\$0.00	
	M1CPS-2014-BB-BR-10	Fitting Station Supplies			\$0.00	\$0.00	\$9,003.20		\$0.00	
	405b High Community CPS Services Total				\$0.00	\$0.00	\$42,003.20		\$0.00	
	MAP 21 405b OP High Total			\$0.00	\$454,872.10	\$410,091.92	\$410,091.92	\$44,780.18	\$0.00	
	MAP 21 405b OP Low									
	405b Low Public Education									
	M2PE-2014-BB-AD-10	Fitting Station Paid Media FY14			\$0.00	\$0.00	\$90,000.00		\$0.00	
	M2PE-2014-BB-BT-10	CIOT Paid Media			\$0.00	\$0.00	\$0.00		\$0.00	
	405b Low Public Education Total				\$0.00	\$0.00	\$90,000.00		\$0.00	
	405b OP Low									
	M2X-2014-BB-AA-10	Fitting Station Salaries FY14			\$0.00	\$0.00	\$67,000.00		\$0.00	
	M2X-2014-BB-AB-10	Fitting Station Supplies FY14			\$0.00	\$0.00	\$40,000.00		\$0.00	
	M2X-2014-BB-AC-10	CIOT Enforcement FY14			\$0.00	\$0.00	\$70,000.00		\$0.00	
	M2X-2014-BB-BT-10	CIOT Paid Media FY14			\$30,949.08	\$30,949.08	\$170,311.22		\$0.00	
	M2X-2014-BB-BU-10	Officer Safety in the Vehicle Video FY14			\$0.00	\$0.00	\$0.00		\$0.00	
	405b OP Low Total				\$30,949.08	\$30,949.08	\$347,311.22		\$0.00	
	MAP 21 405b OP Low Total			\$468,260.30	\$0.00	\$30,949.08	\$30,949.08	\$437,311.22	\$0.00	

U.S. Department of Transportation National Highway Traffic Safety Administration

State: Delaware

Status of Obligations and Expenditures

Page: 11

2014-FINAL

Report Date: 12/10/2014

Posted: 12/10/2014

Program Area	Project	Description	Obligation Limitation	Carry Fwd	Obligated Funds	Expended Funds	Carried Fwd into Next FY	Unobligated Balance	Unexpended Balance	
	MAP 21 405c Data Program									
	405c Data Program									
	M3DA-2014-AA-GS-00	QA-QC DELJIS project FY14			\$184,381.61	\$184,381.61	\$116,048.01		\$0.00	
	M3DA-2014-AA-GT-10	DELJIS interfaces with DMV 1 yr. FY14			\$0.00	\$0.00	\$80,500.00		\$0.00	
	M3DA-2014-AA-GU-10	DMV Project Manager for modernization pr			\$0.00	\$0.00	\$30,000.00		\$0.00	
	M3DA-2014-AA-GV-10	Contingency FY14			\$0.00	\$0.00	\$0.00		\$0.00	
	405c Data Program Total				\$184,381.61	\$184,381.61	\$226,548.01		\$0.00	
	MAP 21 405c Data Program Total			\$410,929.62	\$0.00	\$184,381.61	\$184,381.61	\$226,548.01	\$0.00	
	MAP 21 405d Impaired Driving Mid									
	405d Mid Court Support									
	M5CS-2014-AA-HL-10	TSRP Program (Lugg) FY14			\$0.00	\$0.00	\$250,000.00		\$0.00	
	405d Mid Court Support Total				\$0.00	\$0.00	\$250,000.00		\$0.00	
	405d Mid Paid/Earned Media									
	M5PEM-2014-AA-HN-10	Impaired Driving Paid Media FY14			\$308,566.47	\$308,566.47	\$391,433.53		\$0.00	
	405d Mid Paid/Earned Media Total				\$308,566.47	\$308,566.47	\$391,433.53		\$0.00	
	405d Mid Training									
	M5TR-2014-AA-HM-10	DRE training and overtime call outs FY			\$19,042.41	\$19,042.41	\$20,957.59		\$0.00	
	405d Mid Training Total				\$19,042.41	\$19,042.41	\$20,957.59		\$0.00	
	405d Mid Information System									
	M5IS-2014-AA-JU-10	DUI Tracking System Maintenance FY14			\$35,726.37	\$35,726.37	\$43,273.63		\$0.00	
	405d Mid Information System Total				\$35,726.37	\$35,726.37	\$43,273.63		\$0.00	
	405d Impaired Driving Mid									
	M5X-2014-AA-JV-10	DUI Enforcement Equipment FY14			\$0.00	\$0.00	\$34,745.75		\$0.00	
	405d Impaired Driving Mid Total				\$0.00	\$0.00	\$34,745.75		\$0.00	

U.S. Department of Transportation National Highway Traffic Safety Administration

State: Delaware

Status of Obligations and Expenditures

Page: 12

2014-FINAL

Report Date: 12/10/2014

Posted: 12/10/2014

Program Area	Project	Description	Obligation Limitation	Carry Fwd	Obligated Funds	Expended Funds	Carried Fwd into Next FY	Unobligated Balance	Unexpended Balance
	MAP 21 405d Impaired Driving		\$1,103,745.75	\$0.00	\$363,335.25	\$363,335.25	\$740,410.50	\$0.00	\$0.00
	Mid Total								
	MAP 21 405f Motorcycle Programs								
	405f Motorcyclist Awareness								
	M9MA-2014-AA-GW-10	Motorist Paid Media			\$34,585.29	\$34,585.29	\$0.00		\$0.00
	M9MA-2014-AA-GX-10	Motorist Paid Media FY14			\$191.00	\$191.00	\$34,628.60		\$0.00
	405f Motorcyclist Awareness				\$34,776.29	\$34,776.29	\$34,628.60		\$0.00
	Total								
	MAP 21 405f Motorcycle Programs Total		\$34,819.60	\$34,585.29	\$34,776.29	\$34,776.29	\$34,628.60	\$0.00	\$0.00
	NHTSA Total		\$4,917,753.27	\$10,161,142.40	\$8,280,282.11	\$8,280,282.11	\$6,798,613.56	\$0.00	\$0.00
	Total		\$4,917,753.27	\$10,161,142.40	\$8,280,282.11	\$8,280,282.11	\$6,798,613.56	\$0.00	\$0.00