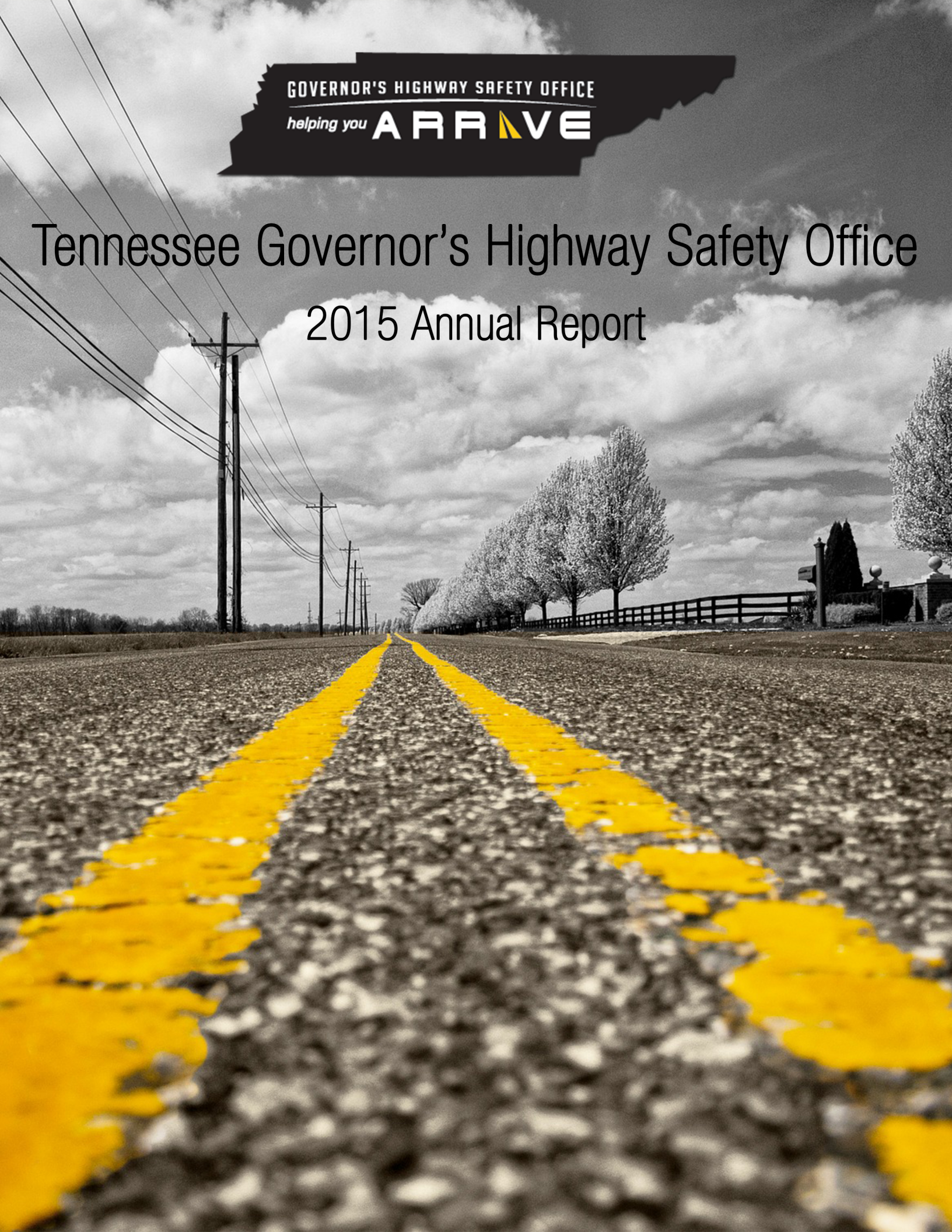




GOVERNOR'S HIGHWAY SAFETY OFFICE

helping you **ARRIVE**

Tennessee Governor's Highway Safety Office 2015 Annual Report





Vision and Mission.....	2
Director’s Message.....	3
Fiscal Year 2015 Highlights.....	5
Performance Targets/Measures.....	7
TN GHSO Staff	9
Planning and Administration.....	10
Occupant Protection.....	12
Traffic Records.....	22
Alcohol and Other Drugs Countermeasures.....	24
Motorcycle Safety Program	28
Police Traffic Services Program.....	32
Law Enforcement Training.....	38
Teen Drivers Program.....	40
Distracted Driving.....	44
Senior Drivers.....	46
Pedestrian/Bicycle Safety.....	48
Emergency Medical Services.....	50
Paid and Earned Media.....	52
Legislative Update.....	74
Traffic Safety Partners.....	75
Program Listing.....	77
Fiscal Review of Expended Funds	93



VISION

Have all highway users arrive at their destination and envision a time when there will be no fatalities on Tennessee's roadways.

MISSION

To develop, execute, and evaluate programs to reduce the number of fatalities, injuries, and related economic losses resulting from traffic crashes on Tennessee's roadways.



I am pleased to present the 2015 Annual Report of the Tennessee Governor's Highway Safety Office, which provides updates regarding the state's performance targets and highlights program accomplishments.

Over the last decade, we have seen the number of traffic fatalities in Tennessee reduced by over one third. Tennessee has continued the trend this year, part of which can be attributed to safer highways, education, and high-visibility enforcement of the state's driving laws. In fact, calendar year 2015 looks to become a modern-day record as Tennessee is on track to have fewer fatalities than 2014. The GHSO was an active partner in the development of the Strategic Highway Safety Plan, Tennessee's comprehensive transportation safety strategy. The plan's primary goal is to reduce the number and rate of fatalities by 10 percent within the next five years. Unfortunately, many Tennessee families have experienced untold suffering because of accidents that could have been prevented, and this knowledge underscores the GHSO's commitment to traffic safety every day.

Tennessee reached its highest seat belt use rate last year at 87.71%. However, more than half of traffic fatalities are unrestrained at the time of the crash. Earlier this year, Governor Bill Haslam signed a new law that raises the fine for seat belt violations. Beginning January 2016, the fine for not wearing a seat belt will more than double. Citizens are encouraged to begin making it a habit now because we know that changing driving behaviors will save lives.

Partnerships continue to play an important role in our mission to reduce motor vehicle-related deaths and injuries on our roads. We continue to work closely with our partners to educate drivers about unsafe practices and protect the motorists, bicyclists, and pedestrians who use Tennessee's roadways. Further, our law enforcement partners implement safety programs that target crashes on our roadways. In FFY14, we increased the number of grants awarded to 439 and expanded our partnerships to 375 different agencies. In FFY15, those numbers increased as 459 grants were awarded to 385 different agencies.

As the Director of Governor's Highway Safety Office, I am very proud of the accomplishments of our office and all of the grantees across Tennessee who have made travelling in Tennessee safer for everyone. While we have made vast improvements in all areas of traffic safety, we have much more to accomplish in 2016.



Director
TN Governor's Highway Safety Office





Several initiatives by the GHSO, grantees, and traffic safety partners experienced success in FFY2015. The activities below are among the many additional accomplishments described in the report.

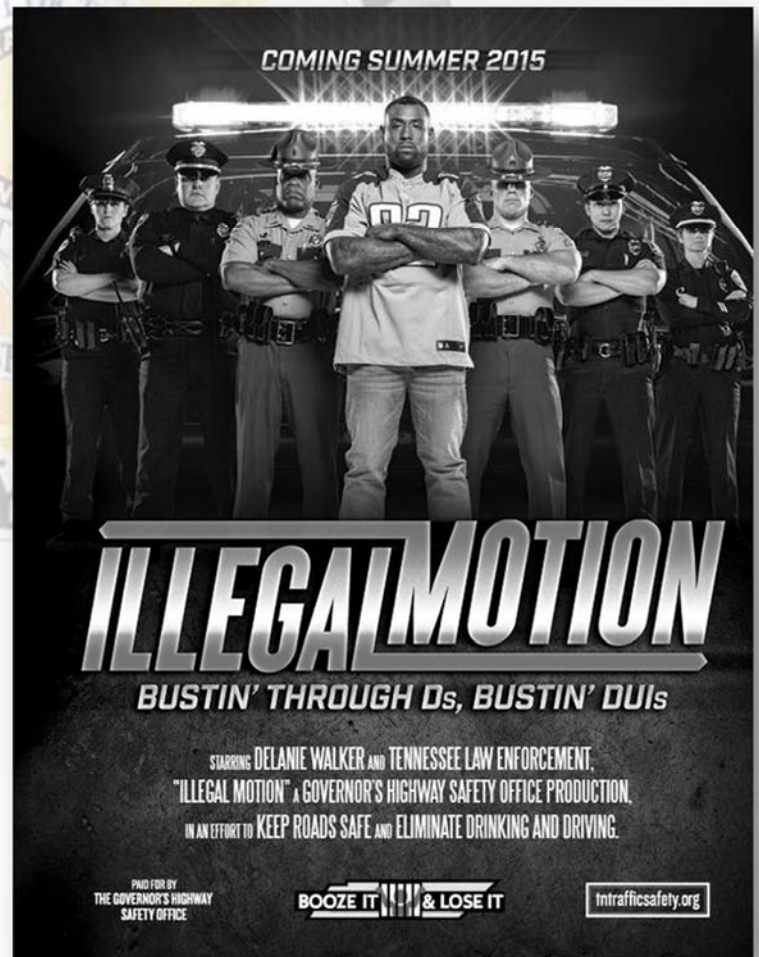
- 3,186 law enforcement officers and 280 prosecutors received training in highway safety subjects, all of which have been approved by the Police Officers Standards and Training (POST) Commission.
- This year the Motorcycle Safety and Enforcement Training (MSET) Train-the-Trainer course was introduced. Eleven instructors were trained and are now able to introduce motorcycle safety and enforcement techniques to their respective agency. Two of the eleven trained instructors were selected to instruct future courses for the GHSO.
- The GHSO hosted the 2015 Governors Highway Safety Association (GHSA) meeting, Drunk, Drugged & Distracted: Reaching High-Risk Drivers. More than 500 top state highway safety officials and their partners were in attendance.
- The GHSO honored 46 agencies at the 11th annual Tennessee Law Enforcement Challenge Ceremony. Qualifying agencies were eligible to win a fully equipped police vehicle. Agencies that participated in the S.A.F.E. (Seatbelts Are For Everyone) campaign were eligible for two additional fully-equipped police vehicles.
- The Thumbs Down to Texting and Driving social media campaign was launched with hundreds of photos submitted and shared across the state. Multiple distracted driving pledge drives were also held.





- 319 Child Passenger Safety Checkup events were held across the state, which represents 73 more than the previous year, an increase of 23 percent. Further, 2,777 child safety seats were checked.
- To improve communication, the GHSO created and released quarterly newsletters in FFY15 to highlight notable accomplishments and provide important reminders. An average of 4,500 partners received the newsletter every quarter.
- There was 99.91 percent participation in the GHSO enforcement campaigns in FFY15.
- Throughout the FFY15 grant year, the TN Governor's Highway Safety Office (GHSO) and the Nissan Foundation partnered with TjohnE Productions to support the local efforts of 105 schools to reduce teen motor vehicle injuries. Combining both GHSO and Nissan sponsored events, over 56,000 teens participated/were exposed to ThinkFast Interactive during the October 2014-September 2015 fiscal year.

- In an effort to reach the Hispanic community, partner Conexión Americas reached out to more than 63,200 Latinos at consulates, festivals, schools, and community events and shared an anti-drinking and driving message.
- The Memphis Police Department conducted 412 saturation patrols and 55 checkpoints in FFY15. The combined operations arrested 48 DUI offenders, issued 27,994 traffic citations and issued 2,337 misdemeanor citations. The department-wide effort to reduce and prevent impaired driving resulted in 876 arrests for DUI. For the 2015 grant year, impaired driving crashes were down to 495 crashes, compared to 554 crashes in the 2014 grant year, resulting in an 11% reduction in alcohol-related crashes.
- GHSO partnered with Tennessee Titan Delanie Walker for an anti-drinking and driving campaign.





The following core outcome measures were established in the FFY15 Governor's Highway Safety Office Highway Safety Plan.

TRAFFIC FATALITIES

Goal: To reduce traffic fatalities by 3.1% from a 2012 baseline of 1,014 to 983 in 2015.

Result: Based on FARS data, Tennessee had 962 fatalities in 2014.

SERIOUS TRAFFIC INJURIES

Goal: To reduce the number of serious traffic injuries by 1.3 percent from a 2012 baseline of 7,596 to 7,498 in 2015.

Result: Based on state-level data, Tennessee decreased serious traffic injuries to 7,098 in 2014.

OVERALL FATALITIES/VMT

Goal: To reduce the rate of traffic fatalities/VMT by 2.9 percent from a 2012 baseline of 1.425 to 1.385 in 2015.

Result: Based on FARS data, Tennessee decreased fatalities to 1.40 per 100 million VMT in 2013.

RURAL FATALITIES/VMT

Goal: To reduce the rate of rural traffic fatalities/VMT by 1.56 percent from a 2012 baseline of 2.050 to 1.730 in 2015.

Result: Based on FARS data, Tennessee decreased rural fatalities to 1.9 per 100 million VMT in 2013.

URBAN FATALITIES/VMT

Goal: To reduce the rate of urban traffic fatalities/VMT by 2 percent from a 2012 baseline of 1.020 to 1.000 in 2015.

Result: Based on FARS data, Tennessee decreased urban fatalities to 1.07 per 100 million VMT in 2013.

UNRESTRAINED PASSENGER VEHICLE OCCUPANT FATALITIES

Goal: To reduce the number of unrestrained passenger vehicle occupant fatalities 14.7 percent from the 2012 baseline of 398 to 340 in 2015.

Result: Based on FARS data, Tennessee decreased unrestrained passenger vehicle occupant fatalities to 354 in 2014.

ALCOHOL-IMPAIRED DRIVING FATALITIES

Goal: To reduce the number of alcohol-impaired driving fatalities by 9.6 percent from a 2012 baseline of 286 to 267 in 2015.

Result: According to 2014 FARS data, Tennessee had 267 alcohol-impaired driving fatalities, meeting the target.

SPEEDING RELATED FATALITIES

Goal: To reduce the number of speeding-related fatalities by 6.1 percent from a 2012 baseline of 197 to 185 in 2015.

Result: According to 2014 FARS data, Tennessee had 220 speeding-related fatalities.

MOTORCYCLIST FATALITIES

Goal: To reduce motorcyclist fatalities by 6.5 percent from a 2012 baseline of 139 to 130 in 2015.

Result: Based on FARS data, Tennessee had 120 motorcycle fatalities in 2014, meeting the target.

UN-HELMETED MOTORCYCLIST FATALITIES

Goal: To reduce un-helmeted motorcyclist fatalities by 33.3 percent, from a 4-year average baseline (2009-2012) of 16 to 10 in 2015.

Result: Based on FARS data, Tennessee decreased un-helmeted motorcyclist fatalities to 10 in 2014 to meet the target.

DRIVERS AGE 20 OR YOUNGER INVOLVED IN FATAL CRASHES

Goal: To reduce the number of drivers under age 21 involved in fatal crashes by 4.2 percent from a 2012 baseline of 145 to 138 in 2015.

Result: Based on FARS data, Tennessee had 121 drivers under age 21 involved in fatal crashes in 2014, meeting the target.

PEDESTRIAN FATALITIES

Goal: To reduce pedestrian fatalities by 2.9 percent from a 2012 baseline of 67 to 66 in 2015.

Result: Based on FARS data, Tennessee had 86 pedestrian fatalities in 2014.

BICYCLE FATALITIES

Goal: To reduce the number of bicyclist fatalities by 12.5 percent from a 2012 baseline of 8 to 7 in 2015.

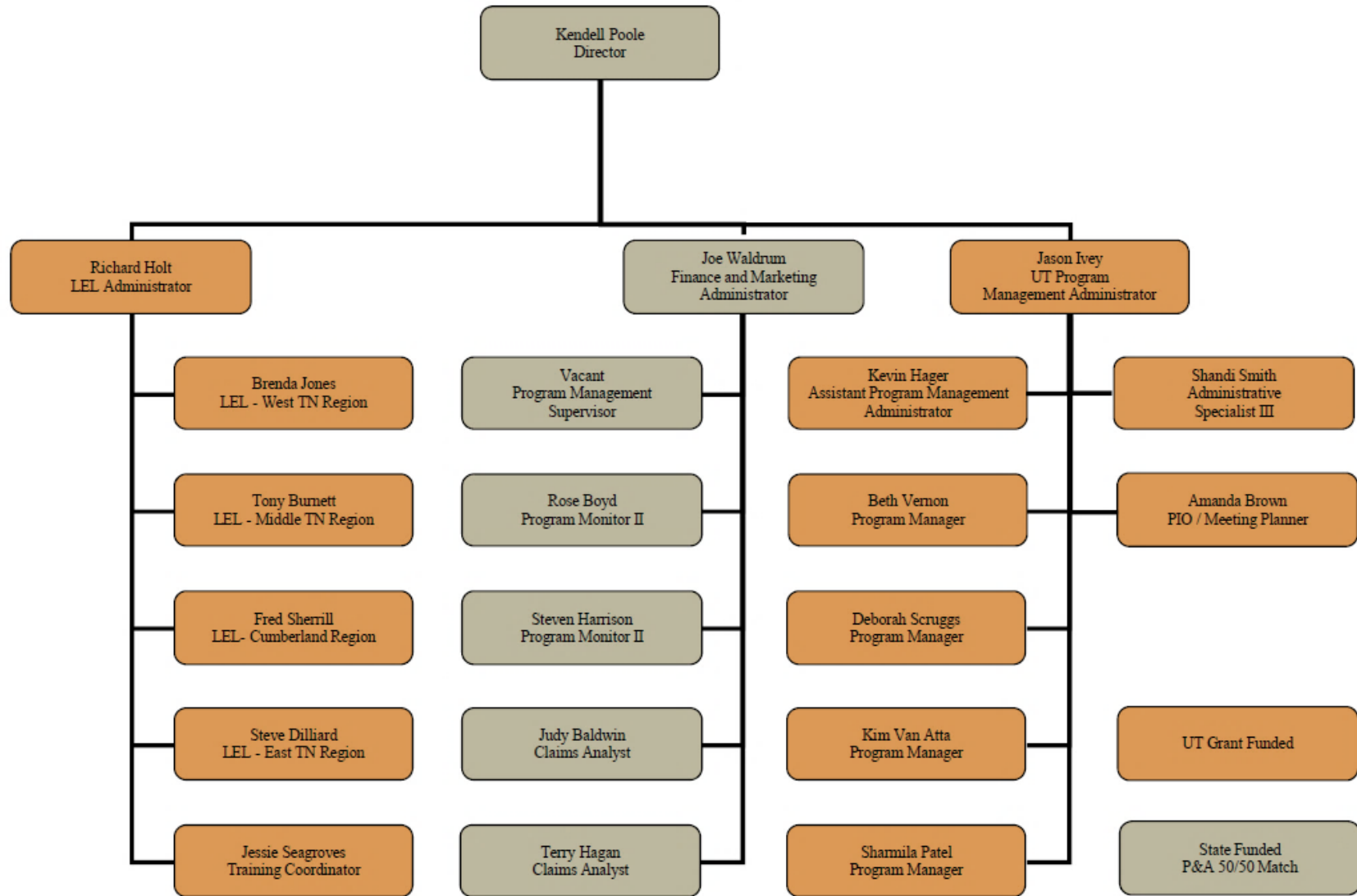
Result: Based on FARS data, Tennessee had 5 bicycle fatalities in 2014, thereby meeting the target.

Data in Annual Report: Where available, 2014 final FARS data is used for core performance measures. Other state data is provided by the Tennessee Department of Safety and Homeland Security, TITAN Division.

Some baseline numbers in the FFY15 Highway Safety Plan were incorrect for 2012 and 2013. Consequently, those numbers have been corrected and updated to reflect accurate baselines in the "Goal" statements that are throughout the program area descriptions.

TENNESSEE GOVERNOR'S HIGHWAY SAFETY OFFICE STAFF

The Commissioner of the Department of Transportation serves as the designated Governor's Highway Safety representative, and the Director of the GHSO fulfills the role of the state's coordinator of the activity. The Governor's Highway Safety Office employs a planning and administration staff of seven (7) full-time state employees and fourteen (14) full-time University of Tennessee grant-funded employees.





Behavioral highway safety programs require statewide coordination of many programs, employing funds from several sources, and with overlapping regulations, objectives, and responsibilities. Planning and Administration assists in the development, execution, implementation, and evaluation of highway safety programs statewide.

GOALS

- Administer the state and community Highway Safety Grant Program and other state and federal-funded highway safety programs.
- Plan for coordinated highway safety activities utilizing resources strategically to decrease traffic crashes, injuries, and deaths in Tennessee.

OBJECTIVES AND RESULTS

1. Produce required highway safety plans and performance documentation in a timely manner.
Result: The GHSO prepared the FFY 2016 Highway Safety Performance Plan and submitted it on time to NHTSA's Regional office.
2. Deliver programs that are effective in changing knowledge, attitude, and behavior and in reducing crashes, injuries, and deaths.
Result: The GHSO developed and deployed effective traffic safety programs to educate drivers and enforce state driving laws in order to reduce fatality crashes and injury crashes. In addition to educating the public through outreach along with paid and earned media, the GHSO supports and implements training for law enforcement, which is detailed in the Training section of this report.
3. To coordinate transportation safety, public safety, and injury control programs related with vehicle driver behavior for the Department of Transportation and for the state of Tennessee.
Result: GHSO continued to coordinate traffic safety and injury control programs with various traffic safety partners. For instance, several committees and stakeholders are involved in the

highway safety planning process. Tennessee receives input from the Traffic Records Coordinating Committee (TRCC), the Motorcycle Safety Coalition, and the Impaired Driving Task Force.

4. Incorporate a competitive grant online application process into the development and implementation of the FFY 2016 Highway Safety Performance Plan.

Result: GHSO instituted its online competitive highway safety grant application and evaluation process. The deadline for highway safety grant applications for FFY 2016 funding was March 31, 2015. A total of 565 applications (298 programmatic and 267 High Visibility Enforcement) were submitted to the GHSO. In FFY2015, this effort was enhanced through the use of a ranking and allocation tool that ensures enforcement agencies are funded in a comparable basis considering the extent of weighted fatal, injury

and PDO crashes, alcohol-related crashes, 15-24 aged driver crashes, 65+ aged crashes, speeding crashes, motorcycle crashes, population, and vehicle miles of travel (VMT) in each county.

ACTIONS TAKEN

In keeping with the program goals and objectives in mind, GHSO maintained a 12% budget of 402 funds for planning and administering functions of the FFY 2015 Highway Safety Performance Plan. Additionally, the University of Tennessee received grant funds to assist with monitoring and educating grantees in highway safety issues.

Grantee	Funding Source	Grant Amount
GHSO	402	\$325,000.00
The University of Tennessee (*)	402, 154AL, 405d	\$1,280,000.00

(*) \$280,000.00 (402); \$600,000.00 (154); \$400,000.00 (405d)

Professional development and training of the GHSO staff encourages employee engagement and creates greater synergy across traffic safety programs. During FFY15, the GHSO staff members continued their professional development through active participation in NHTSA-offered courses, participation in relevant training events, and attendance at highway safety meetings and conferences. For instance, staff participated in the Program Management and Managing Federal Finances courses through the Transportation Safety Institute. Tennessee served as the host for the Governor's Highway Safety Association's annual meeting in FFY15 in Nashville, which allowed a larger number of GHSO staff to attend lectures and workshops. Such experiences enhance staff skills and knowledge in establishing effective highway traffic safety program strategies.

In FFY15, the office's policy and procedures manual was updated and shared on the GHSO website; the new manual serves as a valuable resource for both program managers and grantees. Further, the GHSO created a quarterly newsletter to share with all traffic safety partners—this is shared via email and through the website.



Increasing seat belt and child restraint use is the simplest and most effective way to reduce serious injuries and death in the event of a motor vehicle crash. Tennessee's occupant protection program addresses and makes progress toward the goals and objectives listed below.

GOAL

Increase statewide average safety belt use, reduce the rate of unbelted passenger occupant fatalities, and reduce the state misuse percentage of incorrectly installed child passenger safety seats.

OBJECTIVES AND RESULTS

1. Increase statewide average safety belt usage rate by 3.4 percentage points from a 2012 baseline of 83.7% to 87.1% in 2015.
Result: For 2015, the final statistically adjusted statewide seat belt usage rate is 86.23% (+/- 1.36%). By comparison, the final usage rate for 2014 was 87.71% (+/- 1.11%).
2. To reduce the rate of unbelted passenger occupant fatalities by 4.5 percentage points from a 2012 baseline of 54% to 49.5% in 2015.
Result: In 2014, the rate of unbelted passenger occupant fatalities aged 5 and over was 53%, which represents a 1 percent decrease.
3. To reduce the state misuse percentage of incorrectly installed child passenger safety seats to 82.0% from a 2012 baseline of 84.0%.
Result: For 2015, the overall misuse rate of child passenger safety seats is 82.0% as reported by the Tennessee Child Passenger Safety Center (TCPSC) at Meharry Medical College. While Tennessee met its objective, this observation confirms that there is more work to be accomplished regarding the proper use and installation of child passenger safety seats.

The general goal of Tennessee's occupant protection program is to reach safety belt usage rates at a level that is consistently at or above the national average. Efforts undertaken were designed to increase awareness and adherence to Tennessee's occupant protection laws with a priority given to enforcement and

education. Partnerships have been built with representatives from law enforcement agencies, media, health professionals, education, and local civic organizations.

Programming included enforcement activities, such as checkpoints and participation in national mobilizations. Public information and education activities were administered through media announcements and support materials. Concentrated safety efforts included “Click It or Ticket” and “Buckle Up in Your Truck.”



During FFY2015, the TN Governor’s Highway Safety Office (GHSO) funded several projects that specifically addressed child passenger safety and safety belts as seen in the following table. The occupant protection programs implemented by the GHSO included education, enforcement, equipment, and evaluation components. These programs were primarily conducted by partnering organizations that include local colleges and universities, health departments, local enforcement agencies, hospitals and clinics, EMS and fire department personnel, and many of the state’s community programs related to injury prevention.

Table 1: Grantees receiving GHSO Funding during 2014-2015 Year

Grant Number	Grantee	Funding Source	Grant Amount
M2CPS-15-02	Hamilton County Sheriff's Office	405b	\$108,769.15
M2CPS-15-03	Meharry Medical College	405b	\$401,738.79
M2OP-15-01	University of Tennessee, Knoxville	405b	\$68,317.91
M2CPS-15-05	TN Technological University	405b	\$148,484.85
M2HVE-15-02	Blount County Sheriff's Department	405b	\$10,000.00
M2HVE-15-06	Knoxville Police Department	405b	\$10,000.00
M2HVE-15-05	Loudon County Sheriff's Department	405b	\$10,000.00
M2HVE-15-04	Roane County Sheriff's Office	405b	\$10,000.00
M2HVE-15-03	Sevier County Sheriff's Office	405b	\$10,000.00
M2HVE-15-07	TN Department of Safety, District 1	405b	\$10,000.00
M2HVE-15-01	TN Department of Safety	405b	\$130,068.48

CHILD PASSENGER SAFETY PROGRAM

The primary goal of Tennessee’s occupant protection program is to promote and increase the use of safety belts and the proper usage of child safety systems by vehicle occupants. The Tennessee Child Passenger Safety Center (TCPSC), which operates through a grant to Meharry Medical College, supports this goal as they and their partners plan and implement statewide programs to train, certify, and re-certify Child Passenger Safety Technicians (CPST). The TCPSC also assists technicians in carrying out child safety seat checkpoints throughout the state, and they interpret collected data to help develop improved educational

materials and strategies. The ultimate goal is to promote the proper use of child restraint systems in all vehicles.

The Tennessee Traffic Safety Center continues to provide educational resources to child passenger safety advocates throughout Tennessee. In addition, community members may request information via telephone or electronic requests. Copies of some educational materials are provided at no cost to the community. The rationale for this is clear; availability of up-to-date and relevant information is a key factor in working to solve the problem.



The TCPSC delivered interventions in four domains: safety restraint misuse, unrestrained children, safety data collection, and Child Passenger Safety Technician certification and re-certification.

HIGHLIGHTS OF OUR PARTNERS

Safe Journey, Hamilton County Sheriff's Office

During the FFY15 Governor's Highway Safety Office grant year, Safe Journey conducted or participated in 121 safety educational events and child passenger safety checkpoints. At these events, the Safe Journey staff inspected 1,089 car seats and booster seats. Of the car seats and booster seats checked, 873 were not used correctly by the parents or caregivers, resulting in a misuse rate of 84 percent.

In accordance with the grant, Safe Journey provided or replaced 421 car seats or boosters to eligible families. To qualify for these car seats/booster seats, participants must provide documents of government assistance, such as TennCare, Women, Infants, and Children (WIC), or Supplemental Nutrition Assistance

Program (SNAP). Situational replacement of car seats is also provided if a child is present and his/her current car seat or booster seat is deemed unsafe by a certified Child Passenger Safety Technician.

Tennessee Child Passenger Safety Center, Meharry Medical College

During FFY2015, the Tennessee Child Passenger Safety Center at Meharry continued to promote CPS trainings and offer technical assistance to all of the certified technicians and instructors in Tennessee. The Center has one full-time employee and one part-time employee. Child passenger safety fitting station sites have been established in over 90 different locations to distribute safety seats to underserved populations in Tennessee. Further, the Center continued to provide culturally appropriate materials at all functions related to child passenger safety. This year, the Center enhanced partnerships to promote/assist with CPS trainings and events, focused on restructuring the state's CPS training program by establishing additional training sites/resources, and assisted with the new rollout of the CPS curriculum. The Center continues to receive numerous requests to conduct CPS trainings. This grant year, 22 trainings were held (includes twelve 32-hour, six 8-hour, and four CEU training events); 200 techs were certified (includes 25 renewals); 160 techs attended CEU trainings; 92 were in attendance for the CPS Pre-Session at the TN LifeSavers Conference; 38 were in attendance for the State Farm Safe Kids Update, and the remaining 30 attended scheduled training sessions.



Throughout the year, the Center continued to educate parents/caregivers and train professionals on the following: crash dynamics and injury prevention, safety seat and vehicle compatibility, proper safety seat installation and best practices, risks of non-use and improper use of child safety seats, risks of reusing safety seats that have been in a crash, and safety seat recalls. The Center has become well known throughout the Tennessee area due to the visibility of child passenger safety checkpoint events, training courses, CPS educational workshops, establishment of CPS community capacities, and the dissemination of culturally appropriate educational materials.



For the grant year, there were eighteen workshops/exhibits held pertaining to child passenger safety by the Center's local fitting stations. The events were held across the state in Lebanon, Nashville, Carthage, Algood, Monterey, Cookeville, Covington, Whitefield, Clarksville, Atoka, Tipton

County, Putnam County, and Memphis. Further, educational materials were distributed to approximately 16,681 attendees.

During National CPS Week, eleven child safety checkup events were reported across the state. Of those events reported, 169 vehicles were assisted, 224 seats were checked, and 97 seats were distributed to families that either had damaged seats or no seat at all.

Data collection continues to be a priority of the TCPSC. The Center has over 90 fitting stations that report car seat distribution, misuse data, and car seat usage through an online portal provided by Tennessee Tech University. It is significant to note that the data shows that the misuse rate decreased by 2% from last year; the current misuse rate is 82 percent. This percentage is only based off those fitting stations that have reported for the grant year.

With an overall misuse rate of 82 percent reported by the Center and fitting stations across the area, there is definitely a need for the Child Passenger Safety Center and the established community partners.

The following table shows the overall statistics for FFY2014:

Total # of checkup events:	319
Total # of seats checked:	2777
Total # of seats misused:	2291
Total # of seats w/o misuse:	485
Total # of new installs:	731
Total # of unsafe seats:	467
Total # of unrestrained children:	237
Total # of seats distributed:	1020
Misuse rate for the grant year 14-15:	82%



It is clear from the above table that the Tennessee Child Passenger Safety Center continues to make an impact with the resources currently available through the Center.

The development of child passenger safety community capacities across the state has allowed the Center to reach more parents and caregivers across Tennessee. For instance, outreach to the Hispanic community is an ongoing effort. Metro Nashville's El Protector Program, which acts as a CPS fitting station for the Hispanic community, continues to bring an overwhelming response from families needing assistance. The annual Hispanic festival was held on September 6th at Coleman Park in Nashville. The event brought in over 5,000 parents. Child safety seats were raffled off at the event, and educational materials were distributed.

The establishment and restructuring of the GHSO CPS program has increased the overall CPS activity throughout the state. The program is more structured with its online reporting and ordering system. The agencies acting as fitting stations are more accountable for their CPS programs and the distribution of the child safety seats they receive from the Center.

2015 SEATBELT SURVEY RESULTS

Program

The University of Tennessee (UT) Center for Transportation Research (CTR) collected safety belt and helmet use data in the spring and summer of 2015 in accordance with the revised Uniform Criteria for State Observational Surveys of Seat Belt Use. As has been the case over the past several survey years, CTR collected seatbelt usage information both before (April and May) and after (June) the annual Click-It-Or-Ticket campaign to assist GHSO and NHTSA in their assessment of the program's effectiveness. Tennessee's current survey plan, approved by NHTSA on April 12, 2012, collects observation data at 190 sites across the state. CTR staff also conducted quality control checks at a minimum of 5 percent of these sites. Seat belt and helmet use data were tabulated and analyzed following the survey periods using appropriate statistically-based procedures. CTR reported the final June survey result (86.23% usage) to the GHSO on July 1, 2015. Through this grant, CTR provided all of the supervision, transportation, per diem, equipment, and supplies necessary to perform and document the safety belt and helmet use survey.

During the grant year, CTR also conducted nighttime seat belt observations in six Tennessee counties (Blount, Loudon, Knox, Roane, Rutherford, and Sevier). The goal is to identify effective strategies to increase nighttime belt usage among teens and young adults through the evaluation of several strategies, including targeted law enforcement, community outreach, and paid media. The project's nighttime data collection efforts began in March 2015. Other enforcement activities began in April 2015, and media and outreach activities began late in the grant year. The resulting information will provide the GHSO and law enforcement agencies with valuable insight regarding traditional options to increase belt law compliance and reduce injuries and fatalities resulting from non-use.

Results

For 2015, the final statistically adjusted statewide seat belt usage rate was 86.23% (+/- 1.36%). By comparison, the final usage rate for 2014 was 87.71% (+/- 1.11%). While this year's result represents a decrease of nearly 1.5% from the previous year, it is still the second-highest result returned since adopting new survey criteria in 2012. In addition to the decrease for all occupants, belt usage rates decreased for three of the four vehicle types. The largest decline was seen in vans (-4.77%). Passenger cars (-2.48%) and pickup trucks (-0.77%) showed smaller decreases from the previous year. Sport utility vehicles (SUVs) were the only vehicle type showing an increase from 2014 (+0.20%). Additionally, SUVs were the only vehicle group to show usage above 90% in 2015, down from three (passenger cars, vans, and SUVs) in 2014.

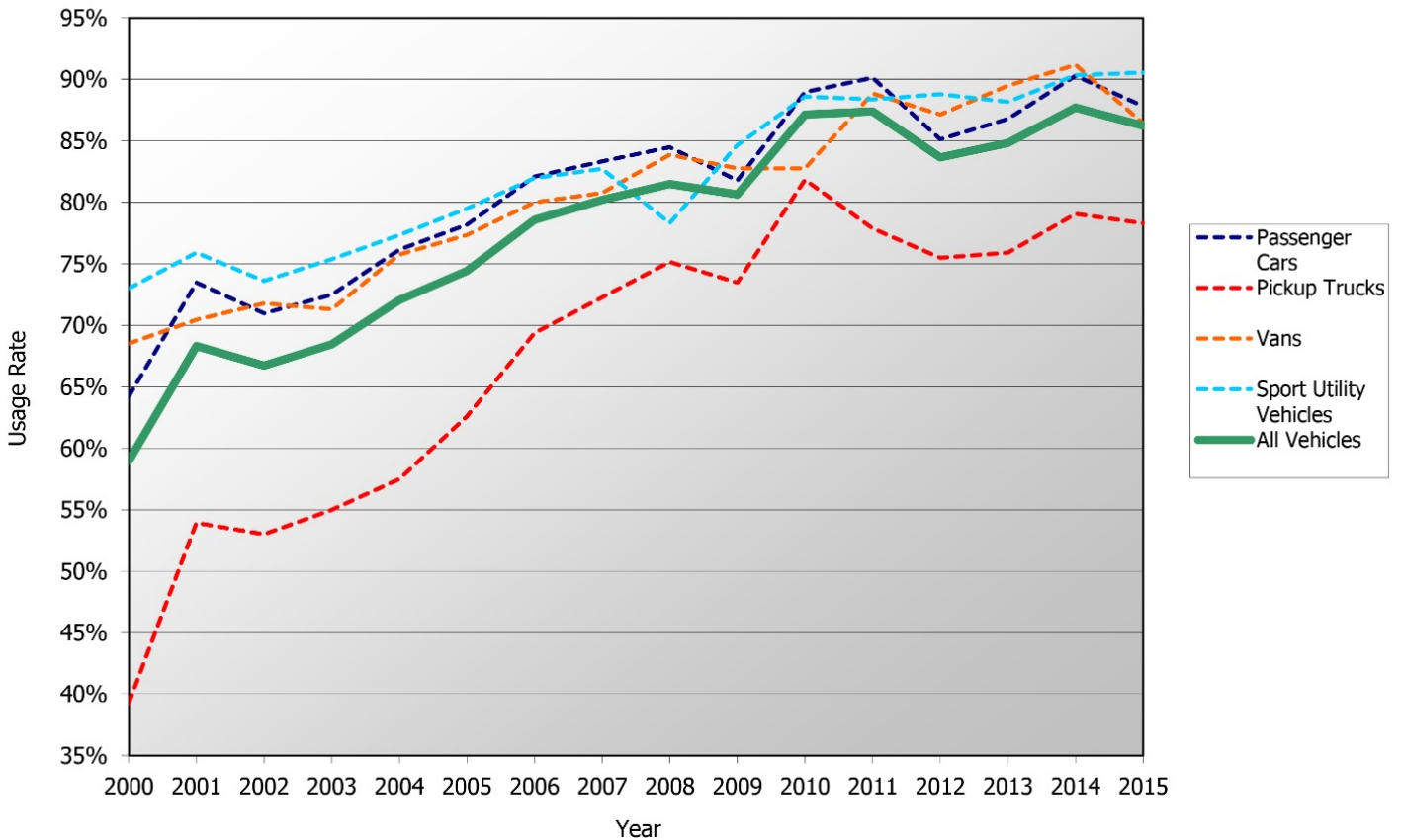
In keeping with Tennessee's survey history, pickup trucks continue to have the lowest usage rate of any vehicle type. For 2014, pickup trucks occupants were observed to have a seat belt usage rate of 78.29%, down from 79.06% in 2014. The next lowest rate by vehicle type was 86.42% for vans. Passenger cars returned the second-highest observed usage rate at 87.81%. Finally, SUVs returned the highest observed usage rates in 2015 at 90.55%.

These specific observed rates can be used to verify assumed usage trends among specific groups of interest or to adjust enforcement and education strategies where these assumptions are shown to be incorrect. These assumptions are generally confirmed by the results. By gender, 82.5% of observed male occupants

were belted versus 90.7% of female occupants. This year, drivers were belted at a rate of 86.2% and passengers were belted at a rate of 86.8%. Occupants in the major urban counties (88.4%) were more likely to be belted than occupants in the smaller counties (84.8%). Looking at all possible combinations, the highest observed rate was for female van passengers in rural counties (97.2%). In a departure from past surveys, the lowest observed rate was for male van passengers in urban counties at 69.7%. The lowest usage rates are usually seen in one of the pickup truck occupant categories.

To further illustrate the recent trends in seat belt usage across the state of Tennessee, the following table and graph show annual usage rates for all vehicles, passenger cars, pickup trucks, vans, and sport utility vehicles since 2000.

Figure 1: Tennessee Seatbelt Usage, 2000-2015



Summary of Tennessee Safety Belt Usage, 2000-2015

Survey Year	Passenger Cars	Pickup Trucks	Vans	Sport Utility Vehicles	All Vehicles
2000	64.21%	39.27%	68.51%	72.99%	58.98%
2001	73.47%	53.94%	70.45%	75.90%	68.31%
2002	70.97%	53.00%	71.78%	73.60%	66.71%
2003	72.48%	54.99%	71.30%	75.37%	68.45%
2004	76.14%	57.48%	75.75%	77.35%	72.04%
2005	78.18%	62.60%	77.34%	79.49%	74.42%
2006	82.09%	69.37%	80.00%	81.97%	78.57%
2007	83.33%	72.27%	80.76%	82.72%	80.20%
2008	84.48%	75.15%	83.87%	78.31%	81.49%
2009	81.77%	73.47%	82.76%	84.66%	80.64%
2010	88.97%	81.83%	82.76%	88.60%	87.14%
2011	90.13%	77.88%	88.86%	88.37%	87.40%
2012	85.13%	75.48%	87.14%	88.80%	83.65%
2013	86.78%	75.90%	89.49%	88.17%	84.82%
2014	90.29%	79.06%	91.19%	90.35%	87.71%
2015	87.81%	78.29%	86.42%	90.55%	86.23%

**Table 1: Summary of June 2015 Tennessee Safety Belt Use
Final Statewide Observational Survey Results
July 1, 2015**

County	No. of Sites	Adjusted Usage Rates					
		Passenger Cars	Vans	SUVs	Cars + Vans + SUVs	Pickup Trucks	All Vehicles
Davidson	15	91.81%	94.32%	91.06%	91.77%	81.61%	90.07%
Hamilton	15	86.43%	83.25%	86.24%	86.15%	74.34%	84.52%
Knox	15	89.14%	77.88%	92.69%	89.45%	76.80%	86.78%
Shelby	15	91.48%	81.41%	96.56%	91.31%	79.92%	89.54%
Blount	11	81.26%	76.99%	82.87%	82.04%	71.80%	79.66%
Dyer	11	83.12%	95.56%	90.75%	90.44%	71.44%	84.94%
Loudon	11	85.78%	92.54%	83.17%	85.81%	73.26%	82.45%
McMinn	11	88.33%	79.56%	85.38%	87.29%	78.15%	85.55%
Marion	11	83.23%	88.58%	84.20%	84.86%	74.72%	82.25%
Montgomery	11	95.55%	87.96%	97.25%	94.62%	83.19%	91.52%
Roane	11	89.73%	97.48%	96.30%	90.28%	87.73%	89.81%
Rutherford	11	77.11%	76.95%	84.77%	79.88%	75.77%	79.18%
Sevier	11	93.42%	91.88%	96.17%	94.47%	92.92%	94.10%
Tipton	10	88.28%	77.32%	92.52%	89.23%	72.31%	83.15%
Warren	10	73.94%	87.70%	85.23%	78.24%	68.03%	73.63%
Williamson	11	93.84%	96.42%	91.91%	93.19%	84.56%	91.46%
Statewide Totals	190	87.81%	86.42%	90.55%	88.64%	78.29%	86.23%

Four seat belt convickers were purchased for use throughout the state, and all were delivered on or before July 15, 2015. The East Tennessee convicker is being housed at the University of Tennessee's Knoxville campus. The West Tennessee convicker is housed at the Shelby County Sheriff's Office, the Middle Tennessee convicker is housed at the Rutherford County Sheriff's Office, and the Cumberland Region convicker is housed at the Rhea County Sheriff's Department. Groups may request the use of a convicker by contacting the TN GHSO office or submitting a request through the tntrafficsafety.org website. Thus far, demand for the convickers has been strong, and usage data is maintained at the GHSO office.

The East Tennessee seat belt convicker has been used approximately a dozen times at events ranging from car shows to National Night Out events to the Luke Bryan Farm Tour Concert. To increase the effectiveness of the East TN convicker, the UT team typically captures photographs and videos of riders and posts them to social media. Interestingly, thus far we have images of the Chick-Fil-A cow, the B-97 bee, WIVK the Frog, and the Menchie's Frozen Yogurt mascot on the convicker. A number of reservations are already in place for the upcoming months, and demand for the convicker is expected to increase as more law enforcement agencies become aware of its availability.

Motorcycle Helmet Use

The observed statewide motorcycle helmet usage in 2015 was 100.0%, meaning that none of the 449 observed riders observed on 385 motorcycles was seen without a helmet.

The following table details the motorcycle helmet observations and usage by county.

**Table 2: Final Summary of June 2015 Tennessee Motorcycle Helmet Use
Statewide Observational Survey Results
July 1, 2015**

County	No. of Sites	Total Helmeted Riders	Total Riders Observed	% Helmet Use
Davidson	15	55	55	100.0%
Hamilton	15	24	24	100.0%
Knox	15	46	46	100.0%
Shelby	15	15	15	100.0%
Blount	11	19	19	100.0%
Dyer	11	27	27	100.0%
Loudon	11	16	16	100.0%
McMinn	11	24	24	100.0%
Marion	11	24	24	100.0%
Montgomery	11	25	25	100.0%
Roane	11	47	47	100.0%
Rutherford	11	3	3	100.0%
Sevier	11	46	46	100.0%
Tipton	10	59	59	100.0%
Warren	10	10	10	100.0%
Williamson	11	9	9	100.0%
Statewide Totals	190	449	449	100.0%

Successes and Challenges

The 2015 final adjusted belt usage rate represents an unexpected decline of 1.48% from the 2014 rate of 87.71%. While this rate still ranks among the top four years in Tennessee observational seat belt survey history, many involved had hoped to build on last year's all-time high. An increase looked likely when the April/May baseline observational survey returned a rate of 87.52%. Conventional wisdom says that the observed rate will be higher immediately after the Click-It-or-Ticket campaign, but the surveys are influenced by many external factors. These outside influences include traffic and weather conditions, school and work schedules, and even the economy. The weather was hotter than average during much of the two-week period in which the June observations were collected.

In recent years, trends in Tennessee's seat belt use have mirrored those for Tennessee's annual traffic fatality totals. 2011's final traffic fatality total was 937, a 49-year low corresponding to the state's then-highest belt usage rate (87.40%). In 2012 traffic fatalities increased to 1,015 as the observed belt usage rate dropped to 83.65%. The magnitude of the increase in traffic fatalities from 2011 to 2012 (79 deaths, or 8.4%) suggests that many factors are in play, particularly when much of the 3.75% decrease in belt usage over the same period can be attributed to the revised survey design. In 2013, fatalities decreased to 995 as belt use increased to 84.82%. In 2014, the jump to 87.71% belt use was accompanied by another annual decrease to 961 fatalities. 2015 appears to break this recent link between belt use and fatalities. At the time of the report, Tennessee's 2015 year-to-date (October 30) fatality total stood at 772, a decrease of 41 deaths from the 813 fatalities on the same date in 2014. If this trend continues, Tennessee is on pace to see a fatality total below 2011's 937. 2016 holds hope for additional gains in both daytime and nighttime seat belt use as increased fines for violations of the state's primary belt law will take effect.

CTR decided to replace the initial June data for Hamilton County after an initial review showed that not only did the county have a lower-than-expected usage rate (78.23%), but that usage on interstate sites (71.6%) was much lower than those for all other functional classifications within the county. After careful consultation with the original data collector, no obvious reason for this discrepancy was identified. However, the grant director ultimately decided that the combination of low overall county rate and historically-low interstate belt usage represented an underlying flaw in the data collection process rather than the result of external factors. For these reasons, a different observer was sent to Hamilton County in late June to collect new data at all 15 sites. With the new data the county's calculated usage rate was 84.52%, a result nearly identical to that from the 2015 baseline survey (84.46%). The replacement of the original data set for Hamilton County resulted in a small (0.25%) increase in the overall statewide average.



TRAFFIC RECORDS

(402, 405C)



A statewide traffic records system is necessary for planning (problem identification), management of operations, and evaluation of the state's highway safety activities. The Tennessee Department of Safety and Homeland Security (TDOSHS) has made tremendous strides toward improving the data it receives since the Tennessee Integrated Traffic Analysis Network (TITAN) system began in April 2008. The TITAN program seeks to achieve the goals set forth in the 2004, 2009, and 2014 NHTSA state traffic records assessments and implement electronic reporting of crash, citation, crime, and other traffic records. It also seeks to improve the timeliness, accuracy, reliability, and availability of traffic records data collected throughout the state and creates a statewide traffic records management system.

GOALS

- Implement and simplify traffic safety data collection through electronic field data collection systems for state, local, and federal highway safety stakeholders' use.
- Develop and maintain a knowledge base for the traffic records system so that the strategic resources are managed effectively in reducing crashes, fatalities, and injuries on Tennessee roads.
- Continue to develop and use data linkage partnerships so that collected data is provided to a diverse set of users, agencies, and jurisdictions to improve traffic safety analyses to reduce injuries and deaths.

OBJECTIVES

1. Support the use of electronic crash data collection through a coordinated multi-agency program and promote data-driven highway safety decision-making in Tennessee state and local organizations and other data users during FFY 2015.
2. Implement and maintain a formalized process with detailed documentation for electronic crash collection and a statewide support process for both RMS and TITAN users.

ACTION TAKEN

A grant was awarded to the Tennessee Department of Safety and Homeland Security for the TITAN program using 402/405c funds in the amount of \$1,800,000.00.

The Traffic Records Coordinating Committee continues to be active within Tennessee, meeting quarterly during FFY15.

HIGHLIGHTS OF THE PROGRAM

More agencies are using the TITAN system. As a result, data integrity is improving with time along with TITAN training, completeness, and understanding by agency. In FFY15, approximately 30 agencies began submitting crash reports electronically for the first time. Currently, 100% of Tennessee Highway Patrol (THP) and 100% (approximately 355) local law enforcement agencies utilize electronic reporting for crash data. Within the past twelve months, the state accepted 226,610 crash reports electronically. 92% were received within 7 days of occurring and another 6% within the next 7 days. The efforts of the state have resulted in 98% of the crashes occurring on TN roadways being investigated and reports available for statistical research within 15 days of happening.

Currently, 100% of all crash reports are submitted electronically. Legislation passed in 2013 requires all crash reports to be submitted electronically. Effective January 1, 2015, if a paper report is submitted, it is sent back and returned to the agency with a letter requesting the information be submitted electronically.

Additional TITAN program implementations include:

1. Implementation of the C.R.A.S.H. Predictive Analytics program, which is a system using analytical tools to perform location-based predictive analysis on crashes (fatalities and serious injuries), DUIs, Commercial Motor Vehicle and interdiction data collected in the TITAN system. These GIS-based resource allocation tools are available to THP statewide and will be made available to local law enforcement during FFY16.
2. Certifying the electronic transfer of TIBRS compliant eCrime data from TITAN to the Tennessee Bureau of Investigation's Tennessee Incident Based Reporting System (TIBRS) and the Fusion Center. All data collected using the TITAN eCrime module is now transferred electronically to both entities.
3. Implementation of a TITAN-based system to send eCitation data from TITAN to the courts electronically. This process is now in place for TITAN eCitation users and TN courts utilizing the Administrative Office of the Courts (AOC) TNCIS system. Development continues on the Court Disposition Reporting (eCDR) component, which will allow dispositions to be sent electronically from the courts to the A-List Driver History system. Completion is expected during FFY16.
4. Implementation of a system which allows all existing Quality Control functionality and software to be conducted from the web-based TITAN portal.
5. Automation of shape file updates for TITAN users so that users can access the most recent map files available.
6. Expanded THP eCitation use to 8 counties with an anticipated statewide release for THP to be completed by December 2016.
7. Increased the percentage of TITAN software originating eCrash reports submitted to the system with valid latitude/longitude coordinates to 94.1%.
8. Implemented web-based ad hoc and statistical reporting tools and dashboards for our users, which will make data and information readily available for users.



The Alcohol and Other Drugs Countermeasures program serves to increase participation and coordination by all components of the DUI system: enforcement, prosecution, adjudication, and rehabilitation with the purpose of reducing crashes and fatalities.

GOAL

Decrease the number of impaired driving fatalities, injuries, and crashes by the end of FFY 2015.

OBJECTIVES AND RESULTS

1. To reduce the number of alcohol impaired driving fatalities by 9.6% from a 2012 baseline of 286 to 259 in 2015.
Result: There was a 6.6% reduction from 286 to 267 in 2014.
2. To reduce the number of alcohol impaired driving crashes by 1.2% from a 2012 baseline of 7,370 to 7,282 in 2015.
Result: There was a 9.6% reduction from 7,370 to 6,661 in 2014.
3. To train 350 traffic enforcement officers in SFST (Standardized Field Sobriety Testing), 45 officers as DREs (Drug Recognition Experts), 150 officers in Advanced Roadside Impaired Driving Education (ARIDE), and expand judges and prosecutor training to 150 by December 2015.
Result:
 - 250 trained in SFST—29% below the goal
 - 74 trained in SFST Instructor Training—7.4% below the goal

- 14 trained in DRE and 56 in DRE In-service—69% below the goal (for DRE training alone)
- 229 trained in ARIDE—52.6% above the goal
- 280 trained prosecutors—86% above the goal. The following classes were conducted:



- Courtroom Testimony (THP)
- Jury selection, Direct and Cross Exam (Annual DA Conference break out session)
- Law, procedure, grant compliance (New DA orientation)
- Trial Advocacy / Opening Statements
- 20/20—Understanding Eye Movement (New class)
- Prosecuting a DUI Case (New Prosecutor Academy)
- Vehicular Homicide
- New DUI Legislation (webinar)
- DUI Silver Bullets (TN Lifesavers break out session)
- Hot Topics in the Law (TN Lifesavers break out session)

4. To increase from twenty-four (24) judicial districts to twenty-five (25), of a maximum thirty-one (31) with the Impaired Driving Prosecution program. In addition, it is expected to have the first Tennessee Judicial Outreach Liaison fully in place for FFY15.

Result: An additional judicial district was funded, increasing the total number to 25. This provides specialized DUI prosecution coverage in 77 of the 95 counties, or 81% of the state. Tennessee recognizes the important role a Judicial Outreach Liaison (JOL) can play in promoting DWI courts, the use of ignition interlocks, and evidence-based and promising court, sentencing, and supervision practices for DWI offenders. A JOL was hired in FFY15, and he began laying a foundation for the program by meeting with judges throughout the state to discuss the program's priorities.

ACTIONS TAKEN

During FFY2015, many different efforts were made to create a well-rounded approach to impaired driving prevention:

- Executed year-round impaired driving enforcement
- Provided special enforcement emphasis during national enforcement campaign periods
- Increased participation and coordination by all components of the DUI system: enforcement, prosecution, adjudication and rehabilitation
- Continued training of law enforcement on DUI laws
- Funded roadside safety checkpoints
- Continued funding the state's DUI data tracking system called DUI Tracker. One of many components is that of tracking and identifying high repeat offender locations. The DUI Tracker database, created in 2012, continues to be upgraded and provides real time data. Several enhancements were made this year, of which input was provided through a team of subject matter experts comprised of 5 of our DUI Coordinators.

- Increased the number of judicial districts with a Specialized DUI Prosecutor and Coordinator by one to 25 out of a maximum 31.
- Continued funding of two Traffic Safety Resource Prosecutors. Jim Camp, one of Tennessee's TSRPs, was notified that he would receive the Kevin E. Quinland Award for Excellence in Traffic Safety, which will be presented in December. This means that both of our Traffic Safety Resource Prosecutors will have received this distinguished honor, which has not occurred in any other state.
- In accordance with the MAP-21 requirements, continued utilizing an Impaired Driving Strategic Task Force, which is comprised of approximately 15 stakeholders.

HIGHLIGHTS OF OUR PARTNERS

Memphis Police Department – Alcohol Enforcement

For FFY 2015, impaired driving crashes are down to 495 crashes compared to 554 crashes in the previous grant year. This is an outstanding 11% reduction in alcohol related crashes. The combined operations arrested 48 DUI offenders, issued 27,994 traffic citations, and issued 2,337 misdemeanor citations. The department-wide effort to reduce and prevent impaired driving resulted in 876 arrests for DUI.

Nashville Police Department – Alcohol Enforcement



During the 2015 grant year, this program saw many successes that can be measured statistically and some that are immeasurable. One goal for the year was to make 15,000 vehicle stops; the agency actually made 16,402 or 109% of the goal. Secondly, they had a goal of making 800 misdemeanor physical arrests and actually made 976 or 122% of the goal. Thirdly, they had a goal of writing 500 misdemeanor citations and actually made 1,153 or 230% of the goal. Lastly, they had a goal of conducting 100 blood tests and actually conducted 165 or 165% of the goal. Each one of the 16,402 traffic stops represented an interaction with the public and an opportunity for the officers to educate drivers as well as interdict impaired motorists. It is impossible to know how many injuries or deaths were prevented by removing impaired drivers from the roadway, but 633 DUI arrests were made.

Another big success for the program was to reduce alcohol fatal crashes by 3% during the first half of the grant year and 3% during the second half of the grant year. They finished with a 3% reduction as compared to the previous year.

Scheduling for major holidays associated with an increase in alcohol consumption continues to be one of the biggest challenges. Nashville is a very large city, which celebrates major holidays (July 4th, New Year's Eve, etc.) with extremely large events that are manpower intensive. Staffing these celebrations is a priority for the city, which leaves very few officers to work grant assignments. They have worked very hard to build a core group of officers to provide a proactive group to conduct impairment enforcement initiatives during these major holidays.

Tennessee District Attorney General, 21st District – Specialized DUI Prosecution

The 2015 grant year was the first full grant cycle this office had a presence in every general sessions and criminal court in the district. General Carlin Hess prosecuted all DUI cases in Williamson County, and General Tristan Poorman prosecuted all DUI cases in Hickman, Lewis, and Perry counties. The presence of a specialized DUI prosecutor in every court in the district has increased the office's ability to not only prosecute the impaired driver, but also to open lines of communication with all law enforcement agencies in the 21st judicial district. Particularly in Hickman, Lewis, and Perry counties where, until recently, they had no specialized DUI prosecutor, General Poorman found he was able to improve the DUI investigation of the impaired driver with officers on every case he handled. Due to the increased presence in the district, the total number of DUI cases rose from 684 in the 2014 grant year to 737 in the 2015 grant year. The conviction rate fell from 84.25% in the 2014 grant year to 80.89% for the 2015 grant year; however, this is still well above the state average, which is in the mid-60s.

A challenge the office faced this year was increasing training for law enforcement and magistrates alike throughout the entire district. Until the middle of the 2014 grant year, the grant was only for a DUI prosecutor in Williamson County. By adding another DUI prosecutor and increasing their presence in Hickman, Lewis, and Perry counties over the last 18 months, they have also added an emphasis on improving DUI investigations throughout the district.

Tennessee District Attorney General Conference – Traffic Safety Resource Prosecutors

Successes include training over 2,000 law enforcement officers and prosecutors during the grant year. Included in the training was a new course concerning Understanding Eye Movements, conducted with the Memphis School of Optometry to enhance the ability of an officer to testify as an expert. In addition to this innovation, they focused on the needs of the DA's offices recognizing that the eight-year term election brought a great deal of turnover in personnel. A substantial amount of basic training combined with ongoing specialized training was performed.

Successes also included four more DUI NEWS newsletter publications. This 12-page publication is the envy of most states as it goes into more detail and length than most similar newsletters. They continue to support law enforcement training in all of the significant impaired driving type courses and also continue to run numerous Cops in Court classes to help officers prepare to testify.

The University of Tennessee – Judicial Outreach Liaison

FFY2015 was the inaugural year of establishing a Judicial Outreach Liaison in Tennessee. Retired and well-respected Judge Leon Burns was hired to fill this role and begin a dialogue with judges across the state.

Over the course of the year, relationships have been established with several different groups, all of whom are potential stakeholders in the effort to make the highways safer. Discussions have taken place with the education committees and /or persons responsible for education programs in the Tennessee Judicial Conference, the General Sessions Judges Conference and the Judicial Commissioners Association of Tennessee. Meetings and /or discussions have been held with the Department of Mental Health and Substance Abuse Services, Department of Safety, Tennessee Highway Patrol, Law Enforcement Liaisons, Law Enforcement Network Coordinators, Traffic Safety Resource Prosecutors at the state and national level, Mothers Against Drunk Drivers, and the National, Regional and State Judicial Outreach Liaisons.



The GHSO motorcycle safety program includes education and training for motorcycle riders, awareness campaigns for motorists, and enforcement of traffic laws for all road users.

GOALS

Decrease motorcycle crashes and fatalities in Tennessee.

- Reduce the number of motorcycle crashes by 10 percent to 2,562 by the end of 2015.
- Reduce the number of motorcycle fatalities by 10 percent to 121 by the end of 2015.

OBJECTIVES AND RESULTS

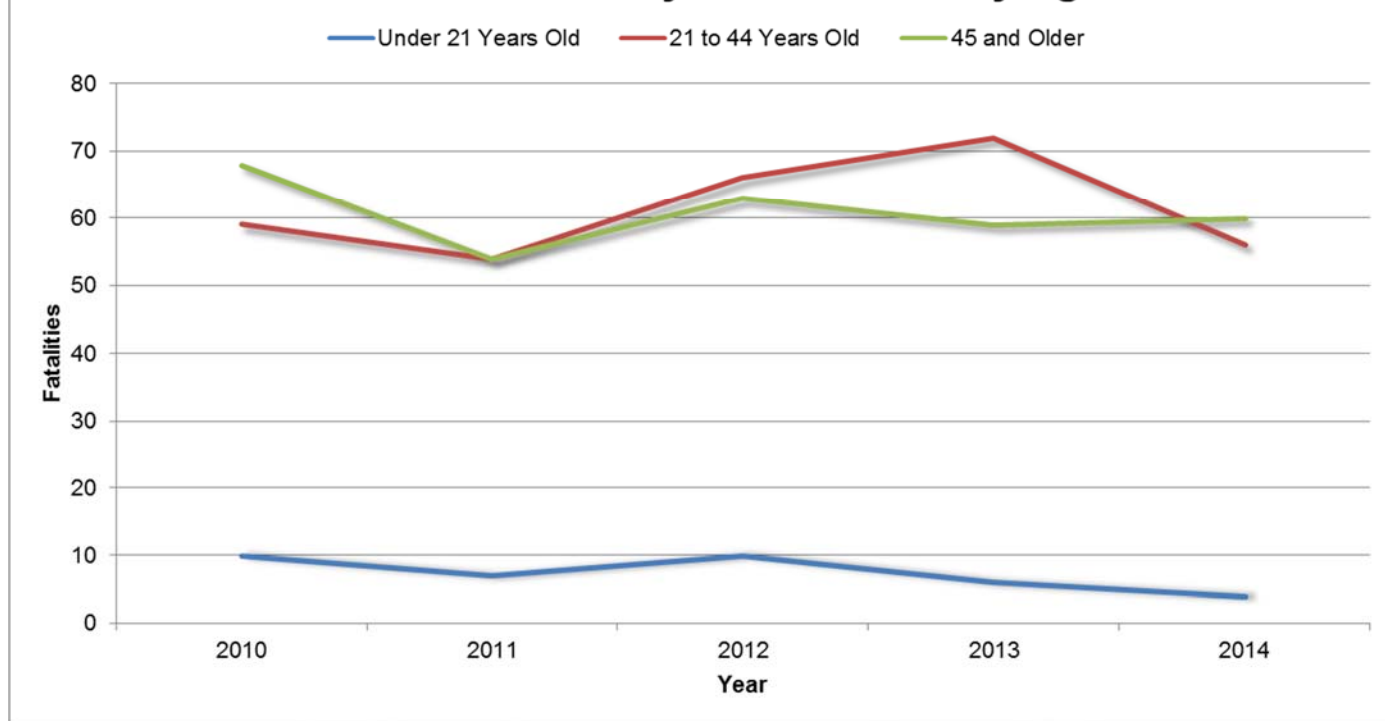
1. To decrease number of motorcycle crashes to 2,562 and number of fatalities to 121 by the end of 2015.
Result: Tennessee saw 2,738 motorcycle crashes in 2014, a 18.89% reduction from 2012.

Table 2: Tennessee Motorcycle Crashes 2005 - 2014

Crash Type	2005	2006	2007	2008	2009	2010	2011	2012	2013	2014
Fatal	125	136	149	144	116	135	115	135	135	118
Injury	2,071	2,258	2,478	2,535	2,186	2,286	2,415	2,538	2,135	2,016
PDO	504	567	586	585	519	511	658	703	626	604
Fatal & Injury	2,196	2,394	2,627	2,679	2,302	2,421	2,530	2,673	2,270	2,134
Total Crashes	2,700	2,961	3,213	3,264	2,821	2,932	3,188	3,376	2,896	2,738

According to 2014 FARS data, motorcycle fatalities were reduced from 139 in 2012 to 120 in 2014. The table shows motorcycle fatalities broken down by age groups.

Tennessee Motorcyclist Fatalities by Age



- To begin a Motorcycle Safety Coalition to address the recommendations in the state's Motorcycle Assessment by the end of 2015.

Result: The Motorcycle Safety Coalition was established in FFY15. The Tennessee Governor's Highway Safety Office (GHSO), the Tennessee Motorcycle Riders Education Program (MREP), the Motorcycle Safety Coalition, and motorcycle stakeholders are committed to reducing motorcycle-related fatalities and serious injuries and promoting the safest environment for motorcyclists in the State. The Motorcycle Safety Strategic Plan is a road map for Tennessee to begin its journey to satisfy the "Ride to Zero" mission.

PROGRAM HIGHLIGHTS

The Motorcycle Safety Coalition was developed, with the first meeting held in March 2015; there have been three meetings in 2015. Strategies for nine focus areas are examined:

- Motorcycle Operation under the Influence of Alcohol and/or Other Drugs
- Rider Education and Training
- Law Enforcement
- Operator Licensing
- Rider Conspicuity and Motorist Awareness
- Highway Engineering
- Personal Protective Equipment
- Legislation/Policy
- Program Evaluation and Data

Strategies have been developed using research on proven motorcycle safety countermeasures, feedback and recommendations from the NHTSA Motorcycle Program Assessment, three stakeholder meetings across the State, and experts and motorcycle safety professionals on the Motorcycle Safety Coalition.

The Tennessee Motorcycle Safety Coalition, along with GHSO and MREP, will lead the implementation of this five-year plan and track progress towards the goal of reducing motorcycle-related fatalities by 2 percent

annually and reducing the current trend of rising serious injuries by not exceeding the 2009-2013 five-year average of 706 by 2019.

This year, Tennessee accepted the Outstanding State Award from the National Association of State Motorcycle Safety Administrators (SMSA). The award recognizes a state with a comprehensive state motorcycle safety program (NHTSA Highway Safety Program Guideline No. 3 – Motorcycle Safety Program) whose implemented program goals and strategies were successful, effective, and can serve as best practice guidelines for other states. Results must be measurable, and state applications are evaluated based on their program accomplishments, independent of program size and funding.



GRANT AGENCY PARTNERS

Two grants were issued to agencies in the jurisdiction popularly referred to as Tail of the Dragon at Deals Gap:

- Tennessee Department of Safety, Knoxville District
- Blount County Sheriff's Office

Agency	Program	FFY15 Grant Amount	Funding Source
TN Department of Safety	The Dragon	\$71,116.80	402
Blount County Sheriff's Office	The Dragon	\$90,925.44	402

Program Background

In Blount County, Tennessee, US 129 weaves through 11 miles of mountainous roadway on the Tennessee side of the highway stretching to the North Carolina border. This portion of roadway has over 318 curves and is highly publicized on websites as the ultimate riding course for motorcycles and racecars. Drivers from all over the world come to test their endurance and push the limits for speed and agility and attempt to “slay the dragon.” Over the past decade, motorcycle and sport car clubs have held annual events on US 129. As one can imagine, it is a problem when motorcycles or sport cars are there, but it becomes a serious problem when both are there at the same time.

Actions Taken

The primary goal of this effort is to reduce the number of motorcycle crashes in the area of US 129 from US 411 to the North Carolina state line. This program allows for increased visibility and enforcement. The increased law enforcement presence also allows for crashes that had previously gone unreported to be reported. The remote location of "The Dragon" makes patrolling very difficult and dangerous. With this funding, the Blount County Sheriff's Department and the Tennessee Highway Patrol are able to provide assistance to motorists that normally would be stranded without cell phone service or the benefit of law enforcement. This also allows for better DUI enforcement at the lake access areas. Deputies with the Blount County Sheriff's Department are also encouraged to use their time on education efforts for the public. The department also utilizes social media to raise awareness for motorcycle safety. Due to the increased amount of data provided by the extra patrols, we are able to provide much more accurate analysis of data.

This year, the total number of crashes reported in the area was reduced by 8% from last year, and the number of fatalities was reduced from 5 in 2014 to 1 in 2015. As seen by the decreased number of crashes and fatalities, the agency concluded that the extra enforcement was effective. The Tennessee Highway Patrol also reported its successes. In FFY15, there were 1,660 citations issued. Multiple enforcement activities have made a substantial difference in the safety of driving or riding on US 129 and the Dragon.





POLICE TRAFFIC SERVICES

(402, 154AL)

HIGH VISIBILITY ENFORCEMENT GRANTS

OVERVIEW

High Visibility Enforcement (HVE) combines enforcement, visibility elements, and a publicity strategy to educate the public and promote voluntary compliance with the law. Checkpoints, saturation patrols, and other HVE strategies should include increased publicity and warnings to the public. Although forewarning the public might seem counterproductive to apprehending violators, it actually increases the deterrent effect.

The HVE concept is a departure from traditional law enforcement tactics. HVE incorporates enforcement strategies, such as enhanced patrols using visibility elements (e.g. electronic message boards, road signs, command posts, mobile sobriety checkpoint operations, etc.) designed to make enforcement efforts obvious to the public. It is supported by a coordinated communication strategy and publicity. HVE may also be enhanced through multi-jurisdictional efforts and partnerships between people and organizations dedicated to the safety of their community.

This is a one-year award program of \$5,000. Typically, agencies that receive a programmatic grant are not eligible to receive this grant.

ACTIVITIES

High visibility enforcement should be conducted in locations that are chosen based on data. Enforcement should be in areas that are easily visible to the motoring public and indicate a specific enforcement need due to crashes or crashes and crime. Using geo-mapping to identify “hot spots” – areas of high incidence of

crimes and crashes - helps agencies target locations where enforcement can play two roles in fighting crime and reducing crashes and traffic violations.

Choosing a location that is a high volume traffic area assists with the visibility of enforcement efforts. People see law enforcement out there enforcing the traffic laws, which helps create general deterrence and voluntary compliance of laws.

Enforcement activities can include, but are not limited to the following:

- Saturation Patrols:** Increased officers conducting enforcement in a targeted area to gain voluntary compliance of traffic laws and create general deterrence to prevent traffic violations. Note: increased enforcement must be visible to the motoring public. They need to see officers making traffic stops.
- DUI Checkpoints:** One purpose of a sobriety checkpoint is to increase the perceived risk of detection and arrest for individuals who might otherwise decide to engage in unsafe driving behavior. This is a checkpoint's general deterrence effect. The fact that all, or a proportion of, vehicles are stopped reduces the impaired driver's confidence that they can avoid detection by concealing or compensating for alcohol or drug impairment.
- Wave Enforcement:** Includes increased enforcement of a specific traffic violation in a targeted location for a short period of time that occurs periodically. Wave enforcements should coordinate with specialized NHTSA campaigns such as Booze It and Lose It.
- Multi-Jurisdictional:** The multi-jurisdictional approach is a critical countermeasure in traffic safety. When there are more participating agencies, a greater police presence is created, which in turn creates general deterrence because it increases the risk (or perceived risk) that the motoring public will be caught. The enforcement must be highly visible and include an equal balance of enforcement and publicity.

PROGRAM HIGHLIGHTS

198 law enforcement agencies received a High Visibility Enforcement (HVE) grant during the FFY 2015 grant year. All agencies maintained traffic enforcement and participated in the national mobilizations. DUI enforcement was a focal point during the past year. Each agency submitted their enforcement data online on the www.tntrafficsafety.org website. In addition, several agencies that did not receive grant funding also reported their enforcement data online. A summary of the campaign reporting is included below.

Holiday Impaired Driving (Enforcement: 12/12/14 - 1/1/15)

Statewide Total	Active Patrol Citations	Sobriety Checkpoint Citations	Saturation Patrols Citations	Total Reported Results
Impaired Driving Arrests (DUI)	1,245	12	86	1,343
DUID (Drugs Only)	84	0	12	96
DUID (Alcohol and Drugs)	275	0	4	279
DRE DUI Arrests	11	0	3	14
DRE Drug Arrests	17	0	1	18
Safety Belt Citations	4,424	42	358	4,824
Child Safety Citations	413	11	26	450
Felony Arrests	2,083	5	50	2,138
Recovered Stolen Vehicles	138	0	2	140

Fugitives Apprehended	1,872	5	50	1,927
Suspended/Revoked Licenses	4,606	26	450	5,082
Uninsured Motorists	9,436	36	820	10,292
Speeding	19,673	56	3,514	23,243
Reckless Driving	426	0	23	449
Drug Arrests	1,757	11	83	1,851
Weapons Seized	77	0	1	78
	Number			
Sobriety Checkpoints	153			
Vehicles detained	2,423			
Vehicles passing through checkpoints	11,336			

Click it or Ticket (Enforcement: 5/18/15 - 5/31/15)

Statewide Total	Active Patrol Citations	Sobriety Checkpoint Citations	Saturation Patrols Citations	Total Reported Results
Impaired Driving Arrests (DUI)	729	9	55	793
DUID (Drugs Only)	67	2	9	78
DUID (Alcohol and Drugs)	370	3	17	390
DRE DUI Arrests	13	0	3	16
DRE Drug Arrests	11	0	0	11
Safety Belt Citations	8,759	75	739	9,573
Child Safety Citations	568	17	44	629
Felony Arrests	1,467	1	37	1,505
Recovered Stolen Vehicles	95	0	2	97
Fugitives Apprehended	1,018	0	53	1,071
Suspended/Revoked Licenses	3,744	24	403	4,171
Uninsured Motorists	9,075	74	612	9,761
Speeding	21,135	56	3,191	24,382
Reckless Driving	363	2	21	386
Drug Arrests	1,300	7	133	1,440
Weapons Seized	46	0	0	46
	Number			
Sobriety Checkpoints	147			
Vehicles detained	904			
Vehicles passing through checkpoints	12,100			

Drive Sober or Get Pulled Over (Enforcement: 8/19/15 - 9/07/15)

Statewide Total	Active Patrol Citations	Sobriety Checkpoint Citations	Saturation Patrols Citations	Total Reported Results
Impaired Driving Arrests (DUI)	801	10	60	871
DUID (Drugs Only)	48	0	2	50
DUID (Alcohol and Drugs)	96	0	1	97
DRE DUI Arrests	3	0	1	4
DRE Drug Arrests	0	0	0	0
Safety Belt Citations	5,448	48	853	6,349

Child Safety Citations	558	29	64	651
Felony Arrests	1,758	3	50	1,811
Recovered Stolen Vehicles	69	0	5	74
Fugitives Apprehended	1,824	0	100	1,924
Suspended/Revoked Licenses	4,161	11	815	4,987
Uninsured Motorists	8,418	58	939	9,415
Speeding	23,942	42	8,972	32,956
Reckless Driving	278	0	19	297
Drug Arrests	1,491	7	83	1,581
Weapons Seized	81	1	5	87
	Number			
Sobriety Checkpoints	114			
Vehicles detained	2,400			
Vehicles passing through checkpoints	10,146			

NETWORK LAW ENFORCEMENT GRANTS

OBJECTIVES

1. Promote an organization through which information (e.g. training, enforcement campaigns) can be efficiently distributed.
2. Provide a means of collecting data from agencies across the state in an efficient and expedient manner.
3. Utilize Listserv technology to expedite communication within and among the networks.

ACTIVITIES

For this effort to be successful, the Network Coordinators are called upon to make a major investment of time and effort. Contacting and following up with Network members, recruiting support and new members in the communities, planning meetings, recruiting speakers for pertinent programs and coordinating GHSO initiatives involves spending a great deal of time on the Network. Network Coordinators are required to:

1. Provide assistance to the regional LEL as required;
2. Participate in the national/state campaigns as directed by the GHSO;
3. Solicit network agencies to participate in national campaigns;
4. Conduct monthly/quarterly network meetings;
5. Participate in GHSO-sponsored press events;
6. Participate in GHSO training events, to be available as an Instructor if qualified;
7. Personally contact each Chief of Police and Sheriff or representative in the local area network in order to explain the GHSO campaigns and solicit agency participation;
8. Serve as data collectors for law enforcement statistics for each GHSO campaign.;
9. Attend GHSO meetings as directed;
10. Attend at least one regional LEL meeting during the grant period; and
11. Other duties as may be assigned by the GHSO/LEL.

PROGRAM HIGHLIGHTS

The main goals and objectives were to reduce injuries, fatalities, and economic losses on TN roadways. The most important factors in the success of state-wide highway safety programs are the involvement of law enforcement agencies on the local level and their enthusiasm and interest in the programs. One time special award grants were awarded to 20 agencies representing 18 networks within the four LEL regions.

AGENCIES FUNDED

Region	Network Coordinator	Network	Amount Funded
West	Brownsville PD	North Western Traffic Enforcement Network (N.W.T.E.N.)	\$ 15,000.00
West	Memphis PD	Shelby County Traffic Enforcement Program (S.C.T.E.P.)	\$ 15,000.00
West	Lexington PD / Madison County SO	South Western Traffic Enforcement Network (S.W.T.E.N.)	\$ 15,000.00
West	Shelby County SO	Speeding Traffic Enforcement Program (S.T.E.P.)	\$ 15,000.00
West	Union City PD	West Tennessee Traffic Enforcement Network (W.T.T.E.N.)	\$ 15,000.00
Middle	Dover PD	Cops Achieving Restraint Enforcement (C.A.R.E.)	\$ 15,000.00
Middle	Lewisburg PD	Protecting Lives With Education & Strong Enforcement (P.L.E.A.S.E.)	\$ 15,000.00
Middle	Metro Moore County SO	Saving People on the Roads of Tennessee (S.P.O.R.T.)	\$ 15,000.00
Middle	Centerville PD	Seatbelt Wearing Ends in Awesome Results (S.W.E.A.R.)	\$ 15,000.00
Middle	Belle Meade PD	Tennessee Integrated Traffic Awareness Network (T.I.T.A.N)	\$ 15,000.00
Cumberland	Cookeville PD	Northeast Upper Cumberland Network (N.E.U.C.)	\$ 15,000.00
Cumberland	Kimball PD / Soddy-Daisy PD	Southeast Tennessee Occupant Protection (S.T.O.P.)	\$ 15,000.00
Cumberland	Benton PD	Traffic Occupant Protection System (T.O.P.S.)	\$ 15,000.00
East	ETSU, Public Safety / Washington County SO	Northeast Tennessee Traffic Safety (N.E.T.T.S.)	\$ 15,000.00
East	Cocke County SO	Traffic Enforcement Agency Management (T.E.A.M.)	\$ 15,000.00
East	Roane County SO	Traffic Enforcement Safety Team (T.E.S.T.)	\$ 15,000.00
East	Blount County SO	Volunteer Traffic Enforcement Network (V.T.E.N.)	\$ 15,000.00

The success of the program was measured by:

- The number of agencies participating in monthly Network meetings,
- The number of law enforcement agencies participating in planned enforcement initiatives,
- The participation level of the agencies in the Network in national campaigns,
- The number of law enforcement officers within the network receiving training, and
- The number of agencies implementing TITAN to download crash results electronically.

The number of agencies participating has increased, and network meetings are well attended. Reporting was over 99% for the national mobilization periods. Participation results by campaign are included below. Multi-jurisdictional and regional enforcement events took place in all regions of the state with participation from several agencies.

Holiday Impaired Driving (Enforcement: 12/12/14 - 1/1/15)

Law Enforcement Agencies	Participating This Period	Reporting This Period	
State Police Patrol Districts	8	8	100.00%
County Sheriff's Office	92	92	100.00%
City/Town Police	249	248	99.60%
College/University Police	15	15	100.00%
Railroad Police	1	1	100.00%
Federal Agency	1	1	100.00%
Total	366	365	99.73%

Click it or Ticket (Enforcement: 5/18/15 - 5/31/15)

Law Enforcement Agencies	Participating This Period	Reporting This Period	
State Police Patrol Districts	8	8	100.00%
County Sheriff's Office	91	91	100.00%
City/Town Police	251	251	100.00%
College/University Police	15	15	100.00%
Railroad Police	1	1	100.00%
Federal Agency	1	1	100.00%
Total	367	367	100.00%

Drive Sober or Get Pulled Over (Enforcement: 8/19/15 - 9/07/15)

Law Enforcement Agencies	Participating This Period	Reporting This Period	
State Police Patrol Districts	8	8	100.00%
County Sheriff's Office	91	91	100.00%
City/Town Police	251	251	100.00%
College/University Police	16	16	100.00%
Railroad Police	1	1	100.00%
Federal Agency	1	1	100.00%
Total	368	368	100.00%

3,186 law enforcement officers and 280 prosecutors received training in highway safety subjects, all of which have been approved by the Police Officers Standards and Training (POST) Commission.

Finally, all agencies submit crash reports electronically. Beginning January 1, 2015, if a paper report was submitted, it was returned to the agency with a letter requesting them to submit the report electronically. All crash reports are stored in the TITAN system.



The Governor's Highway Safety Office is committed to providing law enforcement officials, judicial members, prosecutors, and certain community advocates with the latest information, best practices, and training to effectively enforce, uphold, and communicate traffic safety. The GHSO training is divided into three tracks: Law Enforcement Only, Law Enforcement/Non-Law Enforcement, and Judicial.

Law enforcement officials seeking Peace Officers Standards of Training (POST) certified credits are encouraged to apply. Students participating in courses offered under the law enforcement track will receive POST credits. Training is offered at multiple locations across the state.

FFY 15 Training Courses	Number of Classes	Students Trained
Advanced Traffic Crash Investigation	4	52
Advanced Roadside Impaired Driving Enforcement	13	229
At-Scene Traffic Crash Investigation	5	76
32-Hour Standardized Child Passenger Safety	7	119
24-Hour Child Passenger Safety Certification Course	7	64
Standardized Child Passenger Safety Renewal	7	46
Drug Recognition Expert	1	14
6-Hour CEU Training for Current Techs	5	50
Occupant Protection Track- CPS Pre-Conference	1	95
Drug Recognition Expert In-Service	1	56
DUI Detection and Standardized Field Sobriety Testing	15	250
Law Enforcement Instructor Development	4	82
Motor Vehicle Window Tint Meter Train-the-Trainer	1	22
RADAR/LIDAR Instructor	4	64
Standardized Field Sobriety Testing Instructor Development	4	74
TITAN 'Wizard'	1	15
Traffic Crash Reconstruction	3	66
Motorcycle Crash Investigations	2	30
Traffic Crash Scene Photography	1	17
Traffic Crash Investigation Involving Pedestrians	2	22
Motorcycle safety and Law Enforcement	1	11
CPS CEU State Farm Update	1	50
Total	90	1504

IMPACT

The impact of the law enforcement training grants goes beyond the jurisdiction or community the officer is sworn to serve. Specialized training and skills help officers in other areas of public safety. One example of this is the Drug Recognition Expert (DRE) program, where DREs are often called upon to serve as the drug expert within the community.

PARTNERS IN TRAINING

Agency	Program	FFY15 Grant Amount	Funding Source
Columbia State Community College	Standardized Statewide Traffic Training for Law Enforcement	\$472,310.00	402



Columbia State Community College houses the Tennessee Highway Safety Training Center (THSTC), which provides standardized statewide training in traffic safety that promotes knowledge and skill in patrol stops and crash investigation. The courses meet NHTSA and GHSO standards for training, receive Tennessee POST approval for training, and include related Tennessee code and case law relative to every class. All courses update curriculum in a timely manner as needed.

The THSTC also trained officers in traffic safety-related courses, including instructors in RADAR/LIDAR, STOPS Instructor Re-certification, and TN Reconstructionists in legal updates and updated operational standards.

THSTC standardized course evaluation forms to collect uniform data for all classes on content applicability, instructor competency, likes and dislikes of the course, anticipated changed behavior as a result of the course, and specific data on course-related outcomes, e.g. the frequency of course attendees performing traffic stops and crash investigation. Further, the THSTC completes follow-up evaluations with all officers completing instructor courses to track data on how

many officers have offered formal/informal training as a result of the GHSO class. Promotion of courses is completed through visiting classes, sending statewide emails through the Tennessee Law Enforcement Training Officers Association (TLETOA), asking for help from GHSO LELs with course promotion, and other various forms of contact with law enforcement agencies.

This year, the Motorcycle Safety and Enforcement Training (MSET) Train-the-Trainer course was introduced into the grant program. Eleven instructors were trained and are now able to introduce motorcycle safety and enforcement techniques to their respective agency. Two of the eleven trained instructors were selected to instruct future courses for GHSO. Further, Tennessee won the Outstanding State Award for most improvements in motorcycle safety at the National Association of State Motorcycle Safety Administrators Conference in Baltimore, Maryland.

RESULTS

In addition to the numbers trained through the THSTC, the Tennessee Traffic Safety Resource Prosecutors trained 1,682 law enforcement and 280 prosecutors in multiple classes related to highway safety. Consequently, the total number of people trained in FFY15 is 3,466.



TEEN DRIVERS PROGRAM

(402, 405d)

GOAL

Decrease the number of fatalities, crashes, and injuries involving teen drivers by the end of FFY15.

OBJECTIVES AND RESULTS

1. To reduce the number of drivers under age 21 involved in fatal crashes by 4.2% from a 2012 baseline of 145 to 138 in 2015.

Result: Based on FARS data, Tennessee had 121 drivers under age 21 involved in fatal crashes in 2014.

2. Increase the number of youth ages 15- to 17-years-old licensed through the Graduated Driver's licensing process.

Result: The total number of youth licensed through the Graduated Driver's licensing process has increased steadily from 2012-2014. In 2014, 132,115 youth between the ages of 15-17 were licensed, the largest number in five years.

Tennessee Licensed Drivers by Age Under 18

Age	2010	2011	2012	2013	2014
14	7	10	7	11	11
15	27,660	28,106	26,766	27,432	27,958
16	47,451	47,868	47,266	47,107	48,803

17	54,621	54,855	54,858	54,936	55,354
Total	129,739	130,839	128,897	129,486	132,126

Source: TN Dept. of Safety and Homeland Security, IT Division, Year-End CountyStat Reports, 16 Nov 2015. (TITAN)

ACTIONS TAKEN

The Tennessee Governor's Highway Safety Office (GHSO) partnered with 17 agencies in FFY15 on different statewide enforcement and education initiatives that target teen drivers:

Agency	Program	FY15 Grant Amount	Funding Source
ASAP of Anderson County	Alcohol Education and Safe Driving in Anderson County	\$29,152.60	154AL
Brownsville Police Department	West Tennessee Drive Safe Grant	\$36,000.00	402
Cheatham County Schools	T.I.E.S—Teach, Involve, Encourage, & Save II	\$16,425.00	402
Cookeville Police Department	Traffic Education Saves Teens	\$16,279.29	402
Gallatin Police Department	Teen Driver Training	\$40,000.00	402
JACO A	SADD TN	\$110,005.60	402
Martin PD	C.A.R.D	\$52,551.71	154AL
McMinn County Rescue Squad	TADDDDS	\$30,830.00	402
Memphis Police Department	Comprehensive Alcohol Risk reDuction (C.A.R.D.)	\$107,990.00	154AL
Murfreesboro Housing Authority/CADCOR	CADCOR Safety First	\$94,236.34	154AL
Rutherford County Sheriff's Office	Rutherford County Teen Driver Safety	\$24,961.72	402
TjohnE Productions, Inc.	Think Fast Young Adult Impairment Driving Prevention Project	\$105,000.00	405d
TN Alcoholic Beverage Commission	Underage Sales Tennessee's Operational Plan (USTOP)	\$124,000.00	154AL
TN Independent Colleges and Universities Association	The Coalition for Healthy and Safe Campus Communities (CHASCo)	\$20,010.00	405d
Tennessee Secondary School Athletic Association	DUI Education Team	\$60,000.00	154AL
TN Trucking Foundation	Teens & Trucks Share the Road	\$64,000.04	402
Washington County Sheriff's Department	Look Who's Driving: A Safer Approach to Teen Driver Safety	\$45,000.00	402

With continued targeted awareness and education saturating the state's schools and communities, the number of teen injuries and fatalities will continue to decrease.

HIGHLIGHTS OF OUR PARTNERS

TJohnE Productions – ThinkFast Interactive Game Shows

Throughout the FFY15 grant year, the TN Governor's Highway Safety Office (GHSO) and the Nissan Foundation partnered with TjohnE Productions to support the local efforts of 105 schools to reduce teen motor vehicle injuries. Combining both GHSO and Nissan sponsored events, over 56,000 teens participated/were exposed to ThinkFast Interactive during the October 2014-September 2015 GHSO fiscal year.



Tennessee Trucking Foundation

The Tennessee Trucking Foundation's primary goal is to reduce teen traffic fatalities in Tennessee by educating and informing teens on how to safely share the road with large trucks and commercial vehicles, using the Teens & Trucks Share the Road Program. The total number of students informed and educated about the Teens & Trucks Share the Road Program for FFY2015 was 63,000, an increase from last year's number of 60,000. Further, the Foundation received Teens & Trucks Program pre-test and post-test evaluations and were thrilled to report that the average student experienced a 18% increase in knowledge from the pre-test to the post-test.

TSSAA DUI Education Team



The DUI Education Team was established to educate youth and adults in schools across the state of Tennessee about the dangers of drinking and driving and riding with someone intoxicated. The team's programmatic goals are to increase knowledge and improve attitudes toward safe driving policies related to zero tolerance and increase awareness of the dangers of risky behaviors related to drinking and driving. In FFY15, the DUI Education Team reached 29,772 students and adults in over 131 presentations across the state.

SADD TN

SADD is an established organization committed to saving lives by empowering teens to stand strong against making destructive decisions. The SADD TN program provides support to 52 registered chapters across the state and disseminates information to youth across TN about the importance of safe driving and about starting SADD chapters in their schools.

One of the greatest successes was the creation of the Allen Schlapman Memorial Motorcycle Trailer, a display trailer that holds a Harley Davidson that was



involved in a fatal drunk driving crash. The trailer opens and has a TV above the motorcycle that plays a video about the night of the crash. With the help of the Governor's Highway Safety Office and the Dogwood Foundation, SADD now has another tool to remind everyone of the dangers of drinking and driving. Since the trailer was unveiled in January, it has been at schools, conferences, county fairs, and other community events.

The annual SADD TN leadership retreat was a success, with 50 students from different areas of the state attending sessions on leadership, bullying prevention, and underage drinking prevention. Further, SADD TN led a very successful day at the Tennessee Teen Institute.

FFY15 is the first time Tennessee has had three students representing the state on a national level with SADD. One was selected to be on the National Student Leadership Council, and two students were chosen to attend SADD SPEAKs: Students for Policy, Education, Advocacy, and Knowledge in July. They were flown to Washington, DC, to attend advocacy training and participate in a student-led congressional hearing.



Tennessee Tech University Reduce TN Crashes Program

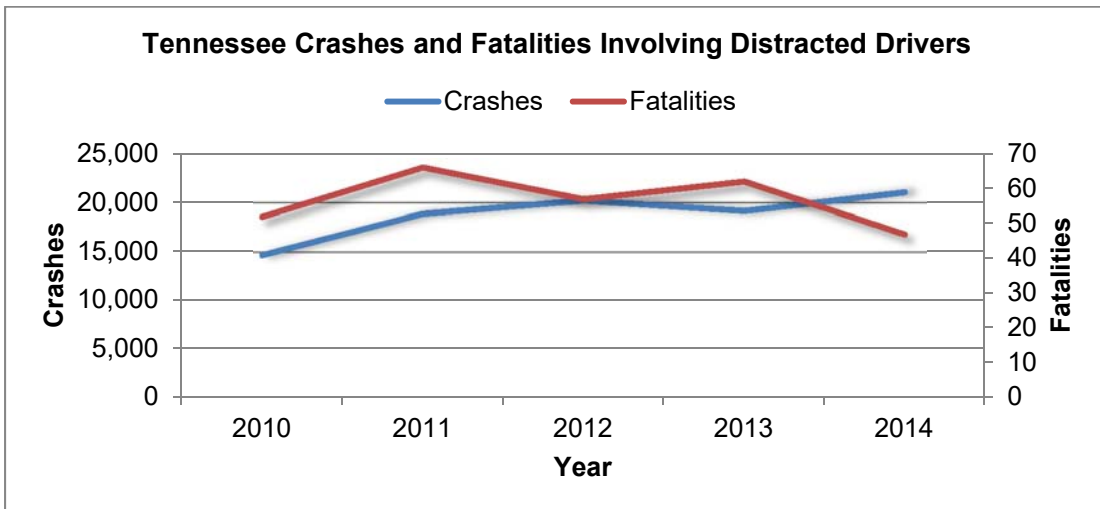
Reduce TN Crashes (www.reducetncrashes.org) has experienced a tremendous growth in involvement during FFY15. Over 150 high schools and 3 universities make up the statewide enrollment, representing 83 of the 95 counties in Tennessee. Over 400 traffic safety activities have been completed since the program's inception, reaching over 118,000 students. Tennessee Tech was a featured guest speaker on the Children's Safety Network national webinar via the Community of Practice on Distracted and Impaired Driving, discussing evidence based programming within high schools. The program presented at multiple conferences throughout the state and initiated partnership with SADD National for future virtual reality projects in the realm of traffic safety.



Distracted driving is any activity that could divert a person’s attention away from the primary task of driving. These distractions shift the focus on another activity instead. Consequently, they endanger driver, passenger, and even bystander safety.

GOAL AND RESULTS

- Utilize education and enforcement strategies to reduce the number of distracted driving crashes and fatalities on Tennessee roads by 10% from 2013 by the end of 2015.
Result: Tennessee officials in 2013 recorded 62 deaths and 19,146 crashes caused by distracted driving. While the number of crashes increased in 2014 to 21,055, fatalities decreased to 47, a 24% reduction.



Source: TN Dept. of Safety and Homeland Security, TITAN Division, 07 May 2015. (FARS, TITAN)

Tennessee Crashes and Fatalities Involving Distracted Drivers

	2010	2011	2012	2013	2014
Crashes	14,688	18,886	20,215	19,158	21,055
Fatalities	52	66	57	62	47

ACTIONS TAKEN

The Tennessee GHSO actively promoted its *Thumbs Down to Texting and Driving* campaign. Partner agencies were encouraged to participate in the campaign during the month of April, which is recognized nationally as Distracted Driving Awareness Month. As part of the program, both radio and digital media was used to increase awareness and provide information at the local community level about the dangers of texting and driving. Partners were encouraged to contact the Tennessee Governor’s Highway Safety Office to obtain a media toolkit and information about the initiative. An informational website, www.thumbsdowntn.com, was created to share statistics and information with the general public as it pertains to texting and driving. This website also houses several media resources – radio spots, digital banner advertisements, and a template press release – to assist agencies in educating their communities.

The #ThumbsDownTN hashtag was created to begin a grassroots effort of peer-to-peer influence. GHSO partners and the public were asked to demonstrate their disapproval of texting while driving by posting thumbs down selfies using the hashtag. This social media campaign engaged over a million users on Twitter, Facebook, and Instagram combined.

Employer partners were targeted to sign pledges to ban texting while driving. Coca Cola Bottling Company Consolidated, the Tennessee Department of Transportation, the Tennessee Department of Safety, and other departments within state government participated. Additional pledge signings took place at high school events across the state. Over one thousand Tennesseans pledged to end distracted driving.

GRANT AGENCY PARTNER

A grant was issued to the Brownsville Police Department in West Tennessee to address the dangers related to distracted driving. The agency targeted young drivers with a primary focus on the dangers of texting and distracted driving.

Agency	Program	FFY15 Grant Amount	Funding Source
Brownsville Police Department	West TN Drive Safe Grant	\$36,000.00	402

The Brownsville Police Department participated in 24 events across West Tennessee, from Benton and Henry Counties, to Dyersburg High School, downtown Memphis, Hardin County and many places in between. 1,466 people drove the simulator and completed a survey, with an estimated 500 additional youth who watched the system in operation, but did not drive the simulator. 71 percent of the people who were surveyed confirmed that the program changed their views on distracted driving. The program is fully utilized by the West Tennessee GHSO network and area school resource officers.



SENIOR DRIVERS

The Tennessee Governor's Highway Safety Office (GHSEO) works collaboratively with local and state level agencies to initiate strategies aimed at increasing awareness and opportunities for education and training that target senior drivers to reduce injuries and fatalities from motor vehicle crashes.

GOALS AND RESULTS

1. Reduce injury emergency room visits resulting from motor vehicle crashes for senior drivers, age 65 and over, by 10 percent, from a 5-year average for years 2008-2012 of 4,535 to 4081.
Result: Data in this area was not available.
2. Reduce injury hospitalizations from motor vehicle crashes for senior drivers, age 65 and over, by 10 percent, from a 5-year average for years 2008-2012 of 743 to 669.
Result: Data in this area was not available.
3. Reduce fatalities from motor vehicle crashes for senior drivers, age 65 and over, by 10 percent, from a 5-year average for years 2008-2012 of 186 to 167.
Result: There were 135 senior drivers, age 65 and over, killed in traffic crashes during 2014. This is a 27.41% reduction.

OBJECTIVES

1. Create awareness about special challenges associated with the aging process and increased risk for injury and death from motor vehicle crashes for senior adults, age 65 and over. Targeted individuals will be seniors, their adult children, and senior adult centers associated with the Area Agencies on Aging and Disability (AAAD) Districts.

2. Provide education and support for initiatives related to the yellow dot program, AARP Smart Driver Program, and CarFit. Targeted individuals will be seniors, their adult children, and senior adult centers associated with the AAAD.
3. Work with collaborative partners in the Senior Driver Safety Coalition to ensure quarterly educational opportunities for training in initiatives outlined in objective #2, determination of evaluation strategies, and achievement of programmatic benchmarks.

RESULTS

In FFY15, efforts have been made to support initiatives pertaining to the outlined goals and objectives. Focus has been on the development of a strategic plan, formation of the Aging Senior Driver Safety Coalition, and development of strategies that support current efforts of the Department of Transportation's Office of Incident Management, which include the following:

1. Expand the Yellow Dot program in Tennessee into all identified high risk counties
2. Increase the number of CarFit technicians in Tennessee
3. Identify high risk populations for targeted senior driver initiatives

A Senior Driver Summit was held in Murfreesboro, Tennessee, in October 2014. The collaborative project was funded by the American Automobile Association (AAA) with support from the Tennessee Governor's Highway Safety Office (GHSO) to bring potential coalition partners together to discuss shared goals and plan future initiatives aimed at reducing senior driver injuries and deaths from motor vehicle related crashes. Information pertaining to motor vehicle crash injuries and fatalities for senior adults, ages 65 and over, is posted on the GHSO's website. An informational card entitled *Senior Driving Safety Tips* was created for distribution at Tennessee DMV offices throughout the state and is also available on the website.

The GHSO continues to support TDOT's Office of Incident Management efforts to ensure that Yellow Dot enrollment sites are expanded to all remaining western counties for the 2015-2016 Senior Driver Assessment, Education, and Improvement initiative. The program was first launched in January 2014. Currently, there are 173 Yellow Dot enrollment sites throughout Tennessee. Of those, approximately, 69, or roughly 73% of the counties in Tennessee offer the free materials to enroll Tennesseans in the program. Expansion of the Yellow Dot program is expected to be supported by the implementation of GHSO's coordinated CarFit events throughout the state. Anticipated growth of the program is estimated as follows:

- 85% or 80 Tennessee counties by the end of 2016,
- 90% or 85 Tennessee counties by the end of 2017,
- 95% or 90 Tennessee counties by the end of 2018, and
- 100% or 95 Tennessee counties by the end of 2020.

The number of CarFit technicians in Tennessee has not increased this year; the program is supported by the GHSO, and implementation and expansion efforts are coordinated through the Office of Incident Management.

Identification of high risk populations for targeted senior driver initiatives was isolated to the 17 western counties associated with the 2015-2016 Safe Senior Driver Assessment, Education, and Improvement Initiative.



PEDESTRIAN/BICYCLE SAFETY

(402)

Be **SAFE.**
Be **SMART.**
Be **SEEN.**

**MAKE SURE DRIVERS
CAN SEE YOU.**

#WalkSafe

GOVERNOR'S HIGHWAY SAFETY OFFICE
helping you **ARRIVE**

Pedestrian and bicyclists are some of Tennessee's most vulnerable populations, and safety is an important priority. In fact, pedestrian and bicycle safety are an important component of the Vulnerable Road Users Emphasis Area Plan in the Tennessee 2014 Strategic Highway Safety Plan. In 2013, bicyclist fatalities accounted for 0.8 percent of the state's fatalities, which translated into a fatality rate of 1.23, which is lower than the national rate of 2.35. Tennessee's pedestrian and bicycle safety program includes both education and enforcement.

Specialized social media posts were created to educate the public about bicycle and pedestrian safety. Two sessions at the Tennessee Lifesavers conference were dedicated to this topic: Rolling and Patrolling: Utilizing Bike Patrol to Address Community Safety Needs and Investigating Crashes Involving Vulnerable Users.

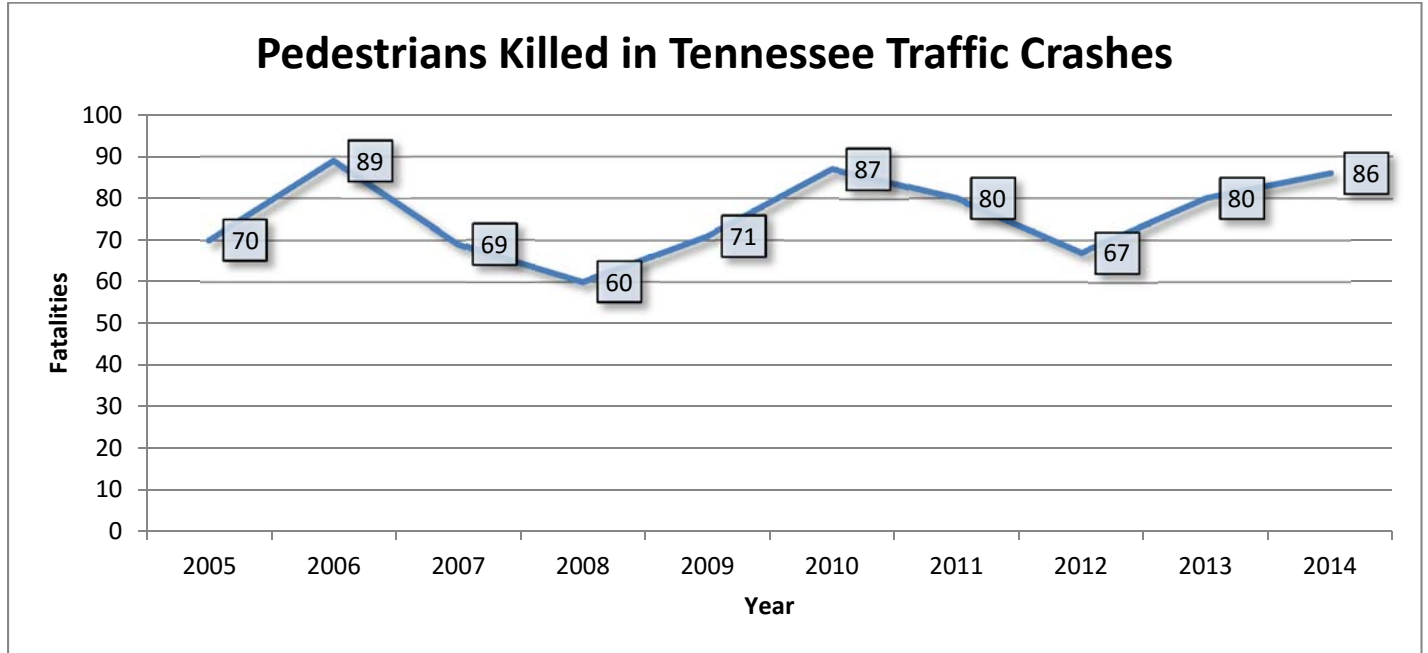
GOAL

Decrease the number of pedestrian and bicyclist fatalities by the end of FFY 2015.

OBJECTIVES AND RESULTS

- To reduce pedestrian fatalities by 2.9 percent, from a 2012 baseline of 67 to 66 in 2015.

Result: There was a 28 percent increase from 67 to 86 in 2014.



Source: TN Dept. of Safety and Homeland Security, TITAN Division, 07 May 2015. (FARS, TITAN)

- To reduce the number of bicyclist fatalities by 12.5 percent, from a 2012 baseline of 8 to 7 in 2015.

Result: There were 5 fatalities in 2014, which is a reduction of 38 percent compared to 2012.

GRANT AGENCY PARTNER

A grant was issued to the Knoxville Police Department to decrease collisions involving pedestrians often resulting in injuries or fatalities on City of Knoxville crosswalks. Officers conducted overtime enforcement to patrol high traffic pedestrian crosswalks during high-traffic, high pedestrian foot traffic time periods. Further, the agency saw great success when coordinating with existing events or partnering with interested parties to distribute educational information.

Agency	Program	FY15 Grant Amount	Funding Source
Knoxville Police Department	FY15 Pedestrian Safety Grant	\$19,999.07	402



The Tennessee Governor's Highway Safety Office (GHSO) funded eight agencies during the 2014-2015 year to support Emergency Medical Services (EMS) targeted strategies aimed to achieve the following goals and objectives.

GOAL

To improve motor vehicle crash survivability and injury outcomes by improving the availability, timeliness, and quality of emergency medical response and by improving state and community coordination of emergency medical services, public safety, and mass casualty response.

OBJECTIVES

All grantees were responsible for at least the first three of the following objectives:

1. Increase education and training for first responders,
2. Reduce the impact of motor vehicle crashes for patients during the golden hour,
3. Improve health outcomes for Tennesseans and those who travel in Tennessee, and
4. Increase visibility for crash scenes.

RESULTS

The total amount of funding to support Tennessee EMS initiatives was \$77,100.00 with the average award amount of \$9,600.00 per agency. Two agencies purchased extrication equipment and provided extrication education and training to the county-wide area. Two agencies purchased lighting equipment and provided education and training to first responders to enhance visibility at crash sites and increase safety for emergency responders and law enforcement personnel working crash scenes. All eight agencies provided either initial EMS first responder or pre-trauma level education and training to ensure the provision of urgently needed medical treatment during the "golden hour" as transport times in rural Tennessee can be anywhere from 10-30 minutes or even longer depending on the location of the motor vehicle crash or

incident. One rural volunteer agency was able to send four students to a local community college to ensure that their agency has certified licensed EMS staff working around the clock at their agency.

Grantee Name	Initiative Type	Amount Funded
Dandridge Fire Dept.	Increased visibility on highway incidents	\$10,100.00
Dover Fire Department	Vehicle extrication equipment acquisition	\$10,900.00
Cannon County Rescue	First responder initiative	\$10,300.00
Jackson Madison EMA	First responder training	\$ 9,900.00
Maury County Fire Dept.	First responder training and Extrication equipment acquisition	\$10,000.00
Pleasant View Volunteer Fire Department	First responder training	\$11,000.00
Rutledge Volunteer Fire Department	Enhanced crash site visibility and safer scene for EMS and law enforcement	\$ 4,900.00
Vanderbilt Life Flight	Pre-hospital trauma life support training	\$10,000.00

HIGHLIGHTS OF OUR PARTNERS

Cannon County Rescue – First Responder Initiative

They purchased training supplies/materials that included a training mannequin, DVDs, and books supporting the collaborative efforts of three rural counties that resulted in the effective use of pooled resources to train first responders in the Tennessee Association of Rescue Squads Basic Vehicle Extrication Training Program (TARS). The grantee provided excellent summary reports on training activities, class registration forms, certificates for participants, and evaluation to ascertain the effectiveness of training for reaction and learning utilizing the Kirkpatrick model.

1. Reaction: measured participants' view on the extent that the course training was useful, challenging, well-structured, and/or organized
2. Learning: measured participants' view on the extent that the course improved their knowledge and/or skills

Jackson Madison County EMS – First Responder Training

Community outreach efforts provided education and training to more than 300 collaborative partners on topics that included first aid, proper usage of automated external defibrillators (AED), and training for cardio-pulmonary respiratory (CPR) certification. Targeted partners for the training were firefighters within a 22 fire station area and deputies from the Madison County Sheriff's Department. As a result of the training, two known "saves" occurred; one was at a local restaurant, and the other occurred at someone's home.

Pleasant View Volunteer Fire Department (PVFD) – First Responder Training

The goal of training 100% of the new fire department recruits to the level of first responders was achieved during the project year. Additionally, four of these newly trained first responders were sent to EMT school to ensure that the local area that includes five fire stations has a minimum of one licensed Emergency Medical Technician (EMT) per shift. Funding to support the training, cost of books/supplies, and licensure for two of these individuals was provided by the GHSO grant. The PVFD matched the funding and paid for the other two new recruits to become licensed EMTs.



The Governor's Highway Safety Office (GHSO) has developed an integrated communications plan that works in tandem with the National Highway Traffic Safety Administration (NHTSA) National Communications Plan, as well as utilizes the unique opportunities that are available in the state of Tennessee. The plan focuses on occupant protection and impaired driving through techniques that integrate marketing, i.e. brand recognition, method of delivery, target audience selection, demographic characteristics, and law enforcement efforts in order to support state laws and encourage behavioral changes.

Brand recognition in combination with the message itself can help build and sustain social norms. Booze It and Lose It is associated with the penalties of drinking and driving, and Click It or Ticket is associated and concerned with increasing seat belt usage. Both messages associate the brand with behavioral changes. Although media is not the only factor to change behavior, it can influence individuals by providing a sustainable message that, over time, can be persuasive and effective at modifying driver behavior.

Along with the aforementioned, the GHSO engaged in a motorcycle awareness campaign to bring about awareness of motorcyclists on the road through the Share the Road message. Also, a distracted driving campaign was conducted to highlight the dangers of driving while distracted.

GOAL

To mitigate crashes and fatalities by modifying perceptions and changing driver behaviors.

OBJECTIVE

Provide educational messages through brand association geared towards changes of social norm behavior.

EVALUATION

Attitudes and perceptions evaluations for a campaign are conducted via pre- and post-surveys for selected campaigns to determine if awareness has changed over time. Baseline evaluations have been conducted for selected campaigns and will be compared to the results gathered in previous year's campaign evaluations.

RESULTS

- Developed, planned, and executed the Booze It and Lose It, Holiday, Click It or Ticket, 100 Days of Summer Heat, and motorcycle safety campaigns as listed in the NHTSA Events and Activities Calendar.
- Conducted attitudes and perceptions evaluations for selected campaigns utilizing The University of Tennessee Center for Transportation Research (CTR).

FUNDS

Federal funding for the media marketing includes 402, 405b, 405f, 154PM, and 2010, along with any new funding sources as they are made available to the Governor's Highway Safety Office.

MEDIA PARTNERSHIPS

The Governor's Highway Safety Office has participated in a number of sports-related media partnerships during FFY2015 including the following:

Professional Athletic Teams:

- Tennessee Titans (football)
- Nashville Predators (hockey)
- Memphis Grizzlies (basketball)

Collegiate Athletic Teams:

- The University of Tennessee
- Vanderbilt University
- The University of Memphis
- Middle Tennessee State University

The GHSO partnered with private entities across the state to deliver its messages at football events such as the Southern Heritage Classic, the Music City Bowl, and the Liberty Bowl; the eight minor league baseball teams; the 15 motorsports venues; high school sports statewide; DMV offices statewide, as well as various events that attract the target demographic.

The Booze It and Lose It tag also was utilized at high school events through the Tennessee Secondary School Athletic Association (TSSAA). High schools from across the state competed for the number one top-ranking team based on school classification, including high school football, high school basketball, baseball, track, and soccer championships. These events collectively drew a large number of students, parents, grandparents, and other interested visitors throughout the state.

Further, the GHSO provided 4,900,000 tickets for high schools to sell during sporting events. These tickets promoted the Click It or Ticket message and received the highest praise from students, parents, and school administrators across the state of Tennessee.

CONTRACTED MEDIA SERVICES

The GHSO contracted with The Tombras Group to provide media marketing/advertising services including design, production purchasing, and administrative reconciliation services to assist the state in its efforts to inform and educate the public on highway safety issues. Purchasing of radio, cable, and TV spots to air the GHSO commercials was the primary service provided.

The Tombras Group purchased media on behalf of the GHSO for campaigns that are aligned with the NHTSA calendar and for some media as advised by the GHSO. The various campaigns and the corresponding primary message for which The Tombras Group purchased media include the following:

- Holiday Campaign – Booze It and Lose It
- Distracted Driving Campaign – Thumbs Down to Texting and Driving
- Motorcycle Safety Awareness – Share the Road
- Click It or Ticket – Click It or Ticket
- 100 Days of Summer Heat – Booze It and Lose It
- July 4th – Booze It and Lose It
- Labor Day Campaign – Booze It and Lose It

MEDIA EVALUATIONS

The Center for Transportation Research (CTR) at The University of Tennessee, Knoxville has been conducting interviews with Tennessee residents on behalf of the GHSO since 2004 to measure driving habits and awareness of traffic safety slogans. Specifically, respondents have been asked about their recall and recognition of two slogans: Click It or Ticket and Booze It and Lose It. The timing of these interviews was scheduled to coincide with specific media campaigns sponsored by the Governor's Highway Safety Office.

Surveys were conducted by telephone—using landline and cell phone sample—and by web between December 2014 and September 2015. A total of 3,454 telephone and online surveys were collected during this time period.

Methodological adjustments have been required for survey research to keep pace with changes in how individuals communicate. Experience and demographic information supports the addition of surveys being conducted using cell phone sample and web panels to supplement landline sample. In an effort to increase participation of the younger demographic in Tennessee, methodology was changed during the previous grant year to include cell phone sample and online survey panels for those under the age of 45.

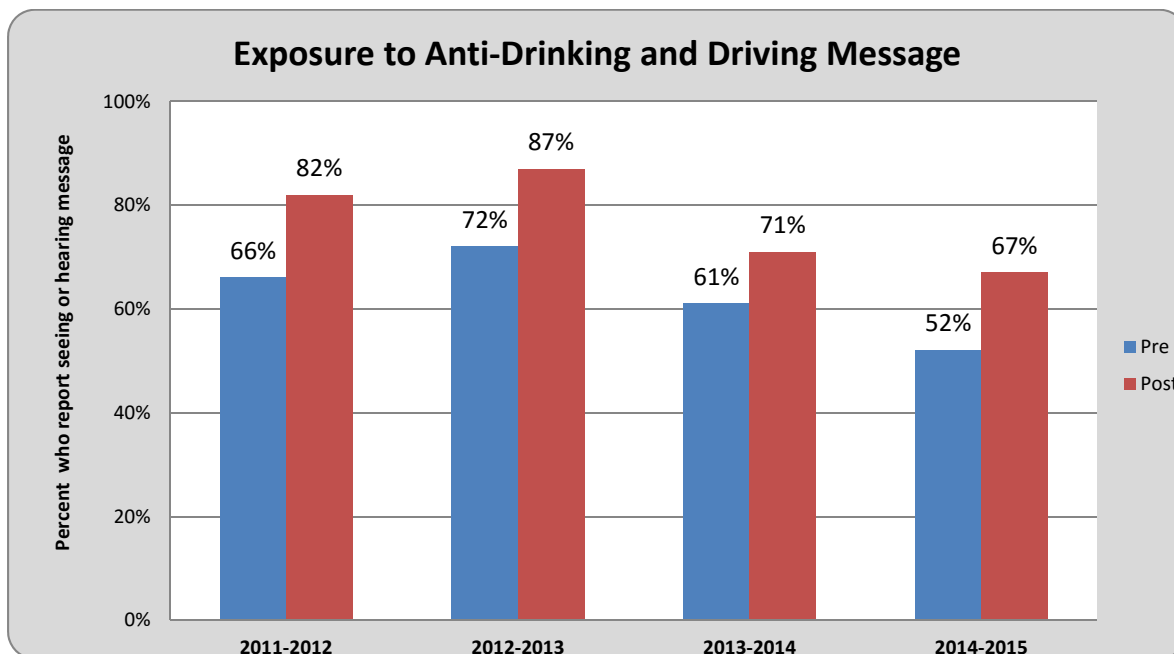
The findings of these surveys suggest that both campaigns have been reaching the general public with some level of success. Recognition has remained steady for both the Booze It and Lose It and Click It or Ticket slogans over the years, but dropped off slightly the past couple of years.

Booze It and Lose It Holiday Campaign

The first wave of data collection for the grant year was conducted to measure exposure to the Booze It and Lose It holiday campaign. The survey was conducted in two periods: the pre-campaign data collection period was between December 1-10, 2014, and the post-campaign collection period was between January 5-11, 2015. A mixed-mode method of data collection described in the methodology section above was utilized. A total of 1,222 surveys were completed—610 during the pre-campaign period and 612 during the post-campaign period.

Slightly more than half of the respondents (52%) from the pre-campaign period indicated they had seen or heard a message that discouraged drivers from driving after they had been drinking. Reported exposure to an anti-drinking and driving message increased to 67% of the respondents during the post-campaign period. This increase is significant and consistent with patterns from previous years. However, the overall decline in exposure reported for the 2013-2014 holiday season appears to have continued. A comparison of exposure to anti-drinking and driving messages over the past four grant years is found in Figure 1.

Figure 1: Reported Exposure to Anti-Drinking and Driving Message for Past Four Grant Years



An increase in exposure between the pre-campaign and post-campaign period was reported by all age groups. The most substantial increase was reported for those over the age of 65 in the most recent data.

Additional questions were asked of those respondents who indicated they had seen or heard a message to glean where the ads or slogans were being seen or heard, relative frequency of exposure, and whether respondents were able to recall a slogan without being prompted.

Television was the most frequently cited source for seeing an ad against drinking and driving by all age groups. Six out of ten respondents (59.8%) of those who had seen or heard a message indicated they had seen an ad on television.

Those under the age of 35 were significantly more likely to indicate they saw the ad on social media or web. One out of four respondents between the ages of 16 and 25 (24.7%) indicated they had seen the ad on social media and about one out of six between the ages of 26 and 35 (17.6%) reported a social media site as the source of a message.

One out of three respondents between the ages of 26 and 35 (33.0%) cited an electronic message board, and a similar segment of those between 16 and 35 (33.2%) cited a road sign or banner as the place they saw a slogan. Billboards were most identified frequently as the type of road sign that was seen.

Respondents were more likely to indicate that the number of messages seen in the past 30 days was more than normal during the post-campaign period than during the pre-campaign period. About one out of five

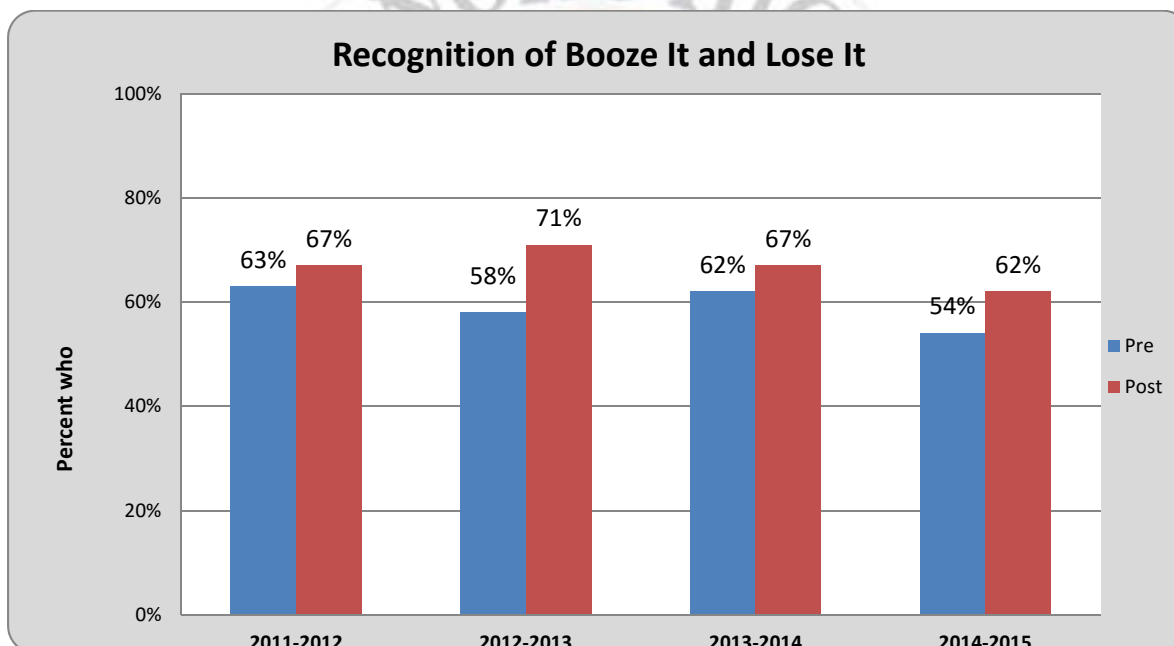
respondents (22.2%) indicated the frequency of ads was more than normal during the pre-campaign, while one out of three (33.2%) indicated the ads were more frequent.

Approximately one out of three respondents who had seen or heard a message indicated that they could recall a slogan—30.4% during the pre-campaign and 32.8% during the post-campaign survey period.

Booze It and Lose It continued to be the slogan that respondents could most frequently name without prompting. Less than one out of 10 respondents overall (6.7%) could recall Booze It and Lose It, but more than one out of three of those who indicated that they could recall a message (36.3%) named this slogan. There was no increase reported between the pre-campaign and post-campaign periods.

All respondents, regardless of whether they indicated they had seen or heard a message, were presented with a list of slogans and asked if they had seen or heard the slogans in the past 30 days. From the list presented, Booze It and Lose It was the slogan most frequently chosen.

Figure 2: Recognition of Booze It and Lose It for Past Four Grant Years



A number of trends regarding recognition of Booze It and Lose It emerged:

- Males were more likely than females to recognize Booze It and Lose It, and the gap widened during the post-campaign period. During the pre-campaign period, 56.1% of males indicated they had seen or heard the slogan compared to 52.8% of females. However, 67.4% of males compared to 57.6% of females during the post-campaign period reported they had seen or heard the slogan in the past 30 days.
- Younger respondents were also more likely to report that they recognized Booze It and Lose It. Approximately two out of three respondents (64.6%) 35 years of age and younger reported seeing or hearing this slogan compared to 48.9% of those over the age of 55.
- Overall, respondents living in the eastern region of the state were more likely than others to recognize the slogan—62.3% from East Tennessee; 58.4% from Middle Tennessee; and 51.8% from West Tennessee. However, substantial gains in recognition between pre-campaign and post-campaign periods were reported in West Tennessee—46% during the pre-campaign survey and 57.7% during the post-campaign survey.

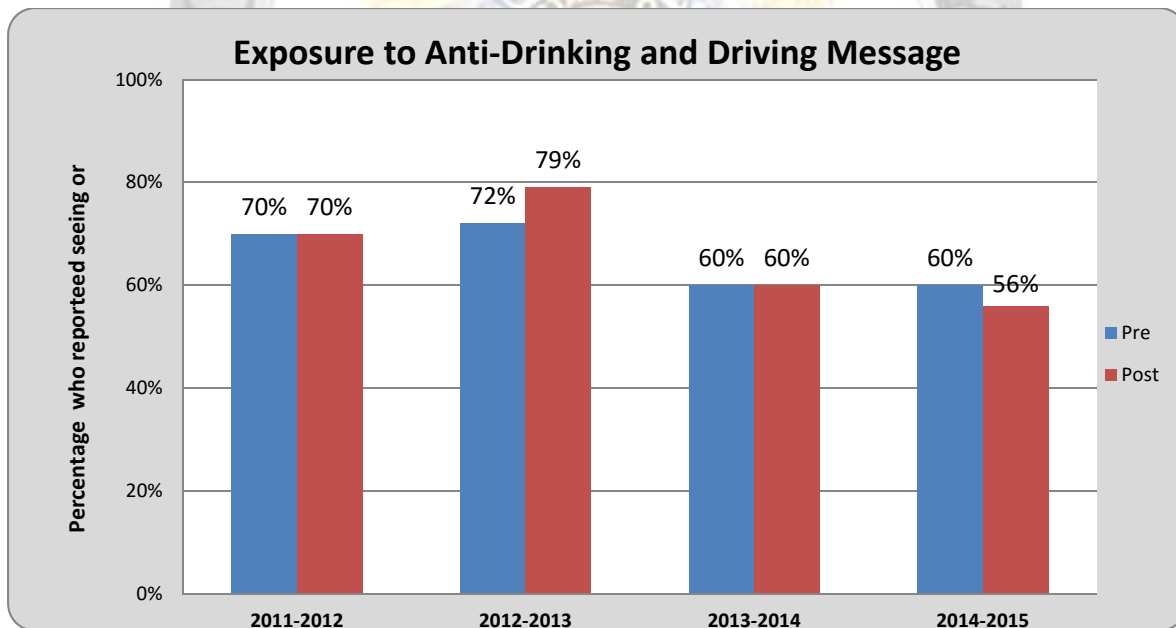
- One out of three respondents who reported seeing or hearing Booze It and Lose It (32.6%) indicated they were able to relate “a great deal” to the message. Younger respondents and male respondents were significantly more likely to report they could relate to the message.

Booze It and Lose It Labor Day Campaign

A second wave of surveys to measure awareness of the Booze It and Lose It slogan was conducted during the Labor Day campaign of 2015. A major ad campaign sponsored by GHSO was conducted between August 19th and September 7th. A total of 1,124 surveys were conducted to evaluate this campaign—562 completed between July 20- 27, 2015, and 562 completed between September 7-17, 2015. Data collection was scheduled to maintain the methodology described above of conducting surveys during a 10-day period preceding and a 10-day period at the conclusion of a campaign. However, due to unforeseen circumstances, timing of the media campaign was altered after data collection for the pre-campaign period had begun. Therefore, the surveys completed during July were technically outside the pre-campaign period.

Overall, six out of ten respondents indicated they had seen or heard this type of message in the past 30 days. The percentage of respondents who reported seeing or hearing a message that discouraged drivers from drinking and driving in the past 30 days is similar to results from the 2014 summer campaign. While there was a slight decrease in reported exposure between pre- and post-campaign periods, the decline was within the margin of error and is not statistically significant. This was consistent to what was reported for the summer campaign conducted during the 2013-2014 grant year.

Figure 3: Exposure to Anti-Drinking and Driving Message for Past Four Grant Years



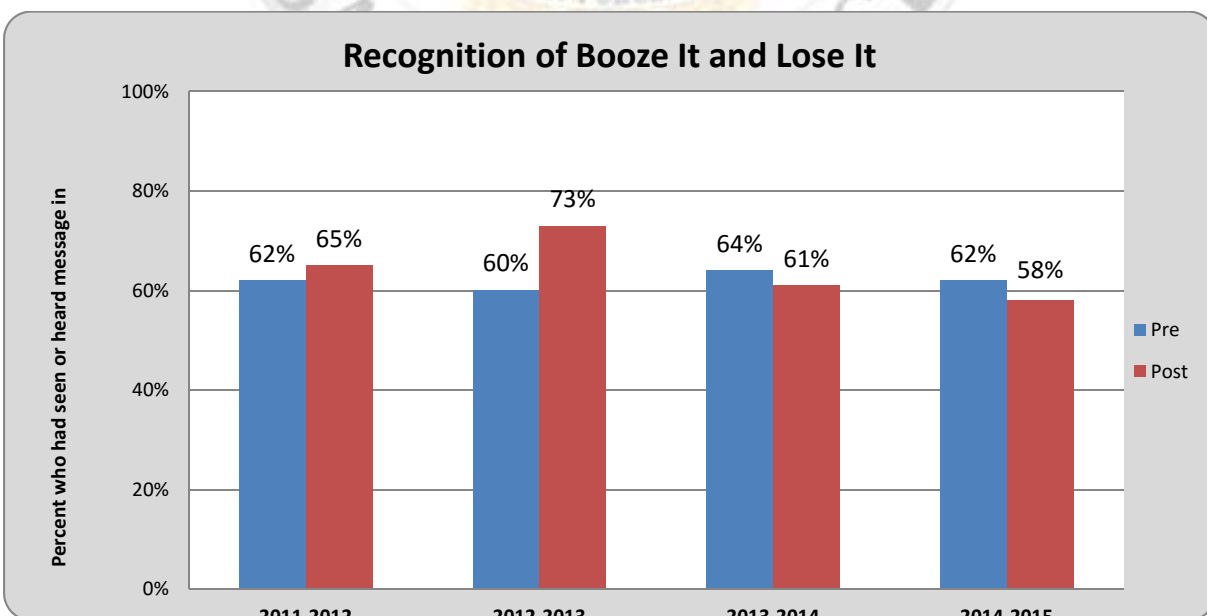
The overall low levels of exposure to an anti-drinking and driving message and lack of increase between pre- and post-campaign periods can partially be explained by responses from those over the age of 65. The number of individuals in this particular age group who recalled seeing or hearing a message was substantially lower than younger respondents and dropped significantly between the pre-campaign and post-campaign periods. Much of the focus of anti-drinking and driving messaging is on younger drivers to educate them about the dangers of drinking and driving. Therefore, it is important to note that an increase in exposure for one of these targeted age groups—those between 16 and 25—was reported.

A series of follow-up questions were asked of those who reported seeing or hearing an anti-drinking and driving campaign. The purpose of these questions was to gain a more in-depth understanding of the source and relative frequency of these messages and how these might differ between groups of people.

- Television was identified as a source of where the message was seen by 59.9% of those who had seen a message. The second most frequently source identified was a sign along the road (42.7%), and the third source was radio (21.3%). The frequency of seeing or hearing a message from these sources was stable between pre-campaign and post-campaign responses with the exception of a reported increase of hearing a message on the radio. During the pre-campaign period, 18.0% of those who had heard a message attributed it to a radio spot, and this increased to 24.8% during the post-campaign period.
- Respondents living in rural areas were less likely than others to remember seeing an anti-drinking and driving message in the past 30 days. Half of the respondents living in a rural area (50.0%) reported seeing a message compared to 59.9% of those living in a large city and 63.8% of those living in a small city.
- A significant difference between genders was not reported for the summer campaign. During this time, 59.8% of males indicated they had seen or heard a message compared to 56.5% of females.
- Respondents who indicated they had seen or heard a message were asked if they could name a slogan without prompting. While relatively few of the overall sample could name a slogan (7.6%), Booze It and Lose It was the slogan most frequently recalled without prompting. When only those who indicated they could remember a message are included in the analysis, 39.2% of those respondents could name Booze It and Lose It. The second most frequently named slogan—Drive Sober or Get Pulled Over—was identified by 2.4% of the overall sample. There was virtually no increase in recall for either slogan between pre-campaign and post-campaign periods.

Consistent with survey flow described above, all respondents were presented with a list of anti-drinking and driving slogans and asked to indicate which they had seen or heard in the past 30 days. Again, Booze It and Lose It was the slogan most frequently identified. Results from last year’s evaluation that found a lower rate of recognition during the post-campaign period also emerged in this year’s data.

Figure 4: Recognition of Booze It and Lose It for Past Four Grant Years



All respondents were presented with a list of campaign slogans and asked to indicate which slogans had been seen or heard in the past 30 days. Booze It and Lose It continued to be the most highly recognized with approximately 6 out of 10 respondents reporting they heard or saw this slogan in the past 30 days. However, there was no marked change in recognition between the pre- and post- time periods.

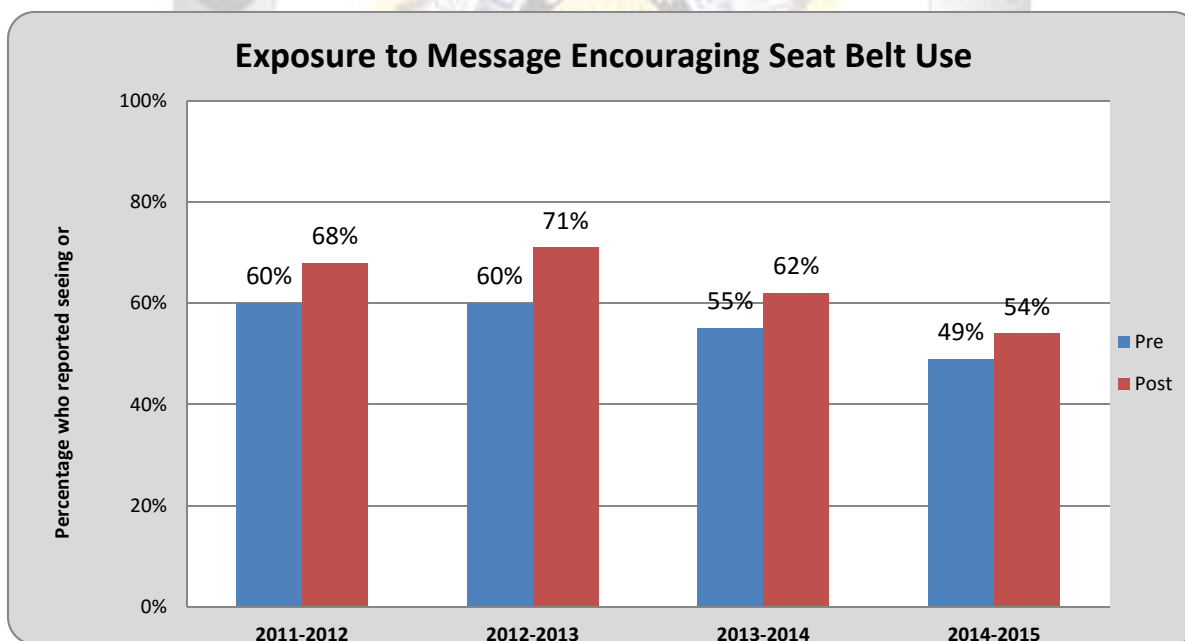
A possible explanation for the slight decrease in exposure to the Booze It and Lose It slogan is the presence of competing media campaigns. While Booze It and Lose It remains the most familiar anti-drinking and driving slogan, Drive Sober or Get Pulled Over is also widely recognized. When presented with a list of messages, approximately half of those between 16 and 25 indicated they had seen or heard the slogan Drive Sober or Get Pulled Over in the past 30 days.

Click It or Ticket Campaign

The Click It or Ticket Campaign aired between May 11- 25, 2015. Two waves of surveys—pre –campaign and post-campaign—were conducted to coincide with the timing of the campaign. The pre-campaign survey was conducted ten days prior to the campaign between April 29 and May 10, 2015, and the post-campaign survey was conducted ten days after the conclusion of the campaign between May 26-June 4, 2015. A total of 1,108 surveys were completed—555 during the pre-campaign and 553 during the post-campaign.

Slightly less than half of all respondents (48.8%) indicated they had seen or heard a campaign encouraging the use of seatbelt during the pre-campaign survey. This level of reported exposure increased to 53.7% during the post-campaign survey.

Figure 5: Exposure to Seatbelt Message for Past Four Grant Years



There was a great deal of variation reported between age groups regarding whether a seatbelt message had been seen or heard in the past 30 days. Respondents between the ages of 16 and 45 were more likely than those over 45 to remember they had seen or heard a message during the pre-campaign period. Those between 56 and 65 and between 16 and 25 reported the largest increase in rates of exposure between the pre-campaign period and post-campaign period – 47% to 69% and 54% to 70%, respectively.

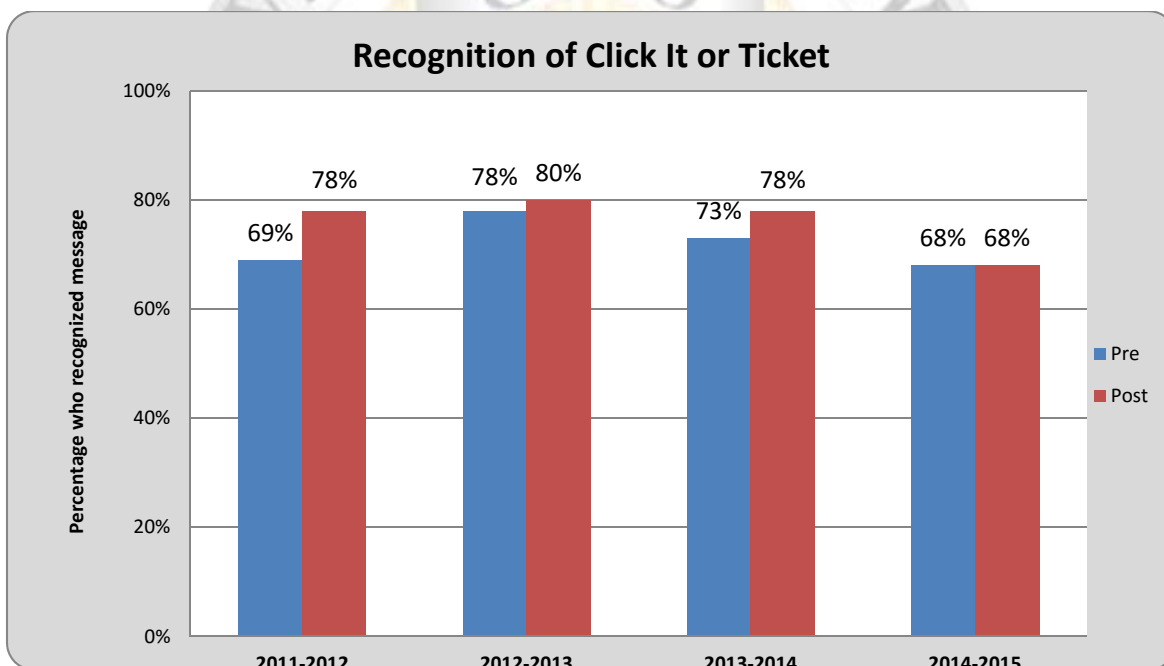
Those who reported seeing or hearing an ad or slogan encouraging people to wear a seatbelt were asked a number of additional questions to determine the source and breadth of exposure.

Signs along the road—further identified as billboards and electronic message boards—were most frequently identified as the source of the message. Almost six out of 10 who had seen a slogan (58.3%) reported this method, while 50.5% identified an ad on television and 25.4% identified radio as the source.

- More than half of those who had seen or heard a message indicated they could recall the message. Almost six out of 10 (56.5%) during the pre-campaign period and two out of three (66.0%) stated they could remember a message.
- Respondents were able to recall Click It or Ticket more frequently than other slogans, and the ability to recall increased between the pre-campaign and post-campaign periods. Overall, about one out of five respondents (18.7%) during the pre-campaign period recalled Click It or Ticket, and about three out of 10 (29.8%) during the post-campaign period offered the name of this slogan without prompting. For those who reported they could remember a message, 68.0% during the pre-campaign and 84.2% during the post-campaign could name Click It or Ticket without prompting.

All respondents were provided with a number of seatbelt messages and asked to indicate if they had seen or heard the message in the past 30 days. With this prompting, more than two out of three respondents (68%) indicated they had seen or heard Click It or Ticket.

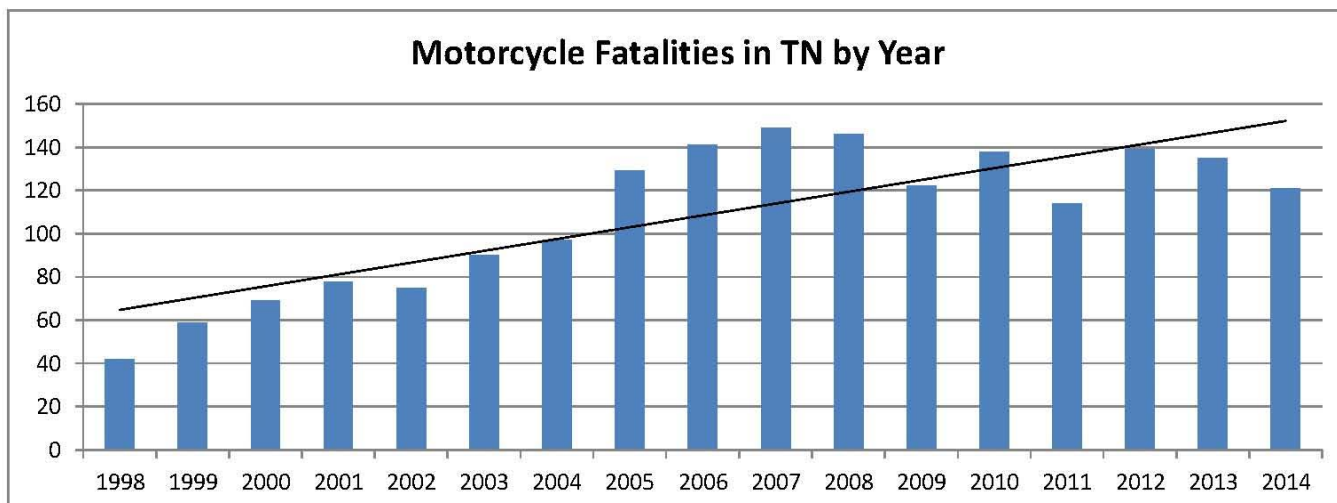
Figure 6: Recognition of Click It or Ticket for Past Four Grant Years



There was very little variation between different groups in reported recognition of Click It or Ticket although one trend emerged that is noteworthy. Men were more likely than women to recognize it as a slogan they seen or heard in the past 30 days during the pre-campaign period – 72.1% compared to 64.0%. However, the gender difference disappeared during the post-campaign period – 67.3% of males and 68.6% of women.

Motorcycle Safety

As indicated by the following graph, motorcycle fatalities have leveled off in recent years, although trend lines indicate an overall rise from 1998. The GHSO engaged in a motorcycle safety awareness campaign, utilizing The Tombras Group, who purchased radio spots targeting those who share the road with motorcyclists. Additionally, an online element was introduced consisting of landing pages with new creative material produced by The Tombras Group. Several press events were conducted to announce May as Motorcycle Awareness Month. The press events included state officials and members of the Tennessee Highway Patrol urging Tennesseans to share the road with motorcyclists.



**2014 data is preliminary*

Source: TN Dept of Safety and Homeland Security, Research, Planning, and Development, 5 February 2015.

EARNED MEDIA



Date	Article	CIOT	BILI	CPS	Other
9/29/2015	East Ridge To Receive 2 Highway Safety Grants - <i>The Chattanooga</i>				x
9/24/2015	Kingsport Police Department wins first place in its division in Law Enforcement Challenge - <i>Bristol Herald Courier</i>				x
9/24/2015	TCSO arrests 16 in Labor Day traffic operation - <i>The Leader</i>				x
9/22/2015	Shelby County gets grant money to fight drunk driving - <i>WREG.com</i>		x		
9/21/2015	Sullivan Sheriff's Office receives \$50K grant - <i>Bristol Herald Courier</i>				x
9/18/2015	TDOT grant to aid safety - <i>Cleveland Daily Banner</i>				x
9/17/2015	\$17.8 million in highway safety grants awarded - <i>The Lebanon Democrat</i>				x
9/17/2015	TCSO to participate in child passenger safety week event - <i>The Leader</i>			x	
9/17/2015	DPD certified for car seat checks - <i>The Leaf-Chronicle</i>			x	
9/17/2015	Mauzy gets \$500K in safety grants - <i>The Daily Herald</i>				x
9/17/2015	Tennessee DOT, Governor's Highway Safety Office announced \$17.8 million in highway safety grants - <i>Equipment World Magazine</i>				x
9/16/2015	Local Law Enforcement Agencies Awarded Highway Safety Grants - <i>NewsChannel9.com</i>				x
9/16/2015	Rutherford Co. Sheriff's Office to work with parents on child safety seats - <i>WGNSradio.com</i>			x	
9/16/2015	Certified technicians offer free child safety seat inspections, advice - <i>Franklin Homepage</i>			x	
9/15/2015	Tenn. agencies to get nearly \$18M in grants for safer roadways - <i>WBBJtv.com</i>				x
9/15/2015	Local Law Enforcement Agencies Awarded Highway Safety Grants - <i>SmithvilleReview.com</i>				x
9/15/2015	\$17.8 million in highway safety grants awarded - <i>The Washington Times</i>				x
9/15/2015	Agencies receive traffic safety grants - <i>Shelbyville Times-Gazette</i>				x
9/15/2015	\$190K in grants support traffic safety - <i>Tulahoma News</i>				x
9/15/2015	\$18 million of grant money awarded to improve safety on TN roads - <i>WRCBtv.com</i>				x
9/14/2015	Hamilton County, Chattanooga police win nearly \$600,000 in federal funds - <i>Times Free Press</i>				x
9/14/2015	County receives traffic safety grants - <i>Crossville Chronicle</i>				x
9/14/2015	\$17.8 million in highway safety grants awarded - <i>WATE.com</i>				x
9/14/2015	376 Agencies to Receive Funds to Improve Safety on Tennessee Roadways - <i>AJOT.com</i>				x
9/14/2015	Grant money will help with DUI enforcement - <i>The Leaf-Chronicle</i>		x		x
9/14/2015	Tennessee agencies awarded \$17.8 million in highway safety grants - <i>WBIR.com</i>				x
9/11/2015	THP district wins enforcement award - <i>Elk Valley Times</i>				x
9/10/2015	KPD to take part in National Child Passenger Safety Week - <i>Local 8 Now</i>			x	
9/8/2015	Sheriff's department wins 2015 Ford Explorer - <i>The Jackson Sun</i>				x
9/8/2015	Madison Co. Sheriff's Office awarded new SUV by state - <i>WBBJtv.com</i>				x
9/8/2015	145 people charged during weekend saturation - <i>The Leaf-Chronicle</i>		x		
9/5/2015	Labor Day travel: Cheaper gas, higher hotel prices - <i>The Tennessean</i>				x
9/4/2015	Tennessee Department of Transportation stops Lane Closures on Tennessee Highways for Labor Day Weekend - <i>Clarksville Online</i>				x
9/4/2015	Cookeville Police, THP stepping up DUI enforcement - <i>Herald-Citizen</i>		x		
9/4/2015	HCSO Offers Safe Journey Program And Car Seat Safety Checks - <i>The Chattanooga</i>			x	
9/4/2015	JCPD to increase patrols over Labor Day Weekend - <i>WJHL.com</i>		x		
9/3/2015	Holiday promises heavy traffic - <i>The Daily Times</i>		x		
9/2/2015	TDOT Halts Lane Closures On Tennessee Highways For Labor Day Weekend - <i>The Chattanooga</i>				x
9/2/2015	TDOT halts lane closures on Tennessee highways for Labor Day weekend -				

Local 8 Now		
9/2/2015	TDOT Halts Lane Closures on Tennessee Highways for Labor Day Weekend - <i>The Wilson Post</i>	x
9/2/2015	APSU police earn top state honors - <i>The Leaf-Chronicle</i>	x
8/26/2015	Ashland City to increase DUI enforcement - <i>The Tennessean</i>	x
8/25/2015	Sheriff's department part of stepped up DUI enforcement through Labor Day - <i>Brentwood Homepage</i>	x
8/25/2015	Maryville, BCSO win state policing awards - <i>The Daily Times</i>	x
8/24/2015	Crossville Police stepping up DUI enforcement during Labor Day holiday - <i>Crossville Chronicle</i>	x
8/24/2015	Governor's Highway Safety Office honors 46 agencies in state law enforcement challenge - <i>WATE.com</i>	x
8/23/2015	CPD stepping up DUI enforcement through September 7 - <i>The Leaf-Chronicle</i>	x
8/22/2015	Briefs: Sheriff's Office wins new car - <i>The Jackson Sun</i>	x
8/21/2015	Alabama, Tennessee law enforcement kick off Hands Across the Border - <i>WHNT.com</i>	x
8/21/2015	CPD wins 1st place in annual Law Enforcement Challenge - <i>The Leaf-Chronicle</i>	x
8/21/2015	Governor's Highway Safety Office Honors 46 Agencies At Tennessee Law Enforcement Challenge Ceremony - <i>The Chattanooga</i>	x
8/21/2015	TN and AL law enforcement team up for roadside checkpoints - <i>WAFF.com</i>	x
8/21/2015	Sheriff's Office wins traffic-safety award - <i>Daily News Journal</i>	x
8/21/2015	Madison Co. Sheriff's Office awarded for traffic safety - <i>WBBJtv.com</i>	x
8/21/2015	Clarksville Police Department to increase DUI Enforcement for Statewide Booze It and Lose It Mobilization - <i>Clarksville Online</i>	x
8/21/2015	Franklin Police place third in state law enforcement challenge - <i>Brentwood Homepage</i>	x
8/21/2015	NPD stepping up DUI enforcement surrounding Labor Day - <i>Nolensville Homepage</i>	x
8/20/2015	Sheriff's Department steps up DUI patrols - <i>Hartsville Vidette</i>	x
8/19/2015	Chattanooga Police Department Increases DUI Enforcement During Statewide Booze It And Lose It Mobilization - <i>The Chattanooga</i>	x
8/19/2015	Sevierville Police Increasing DUI Enforcement with Booze It and Lose It Campaign - <i>Sevier News Messenger</i>	x
8/19/2015	Sheriff's office to crack down on DUI enforcement - <i>WBBJtv.com</i>	x
8/18/2015	Jackson police plan sobriety checkpoints, increased traffic enforcement - <i>The Jackson Sun</i>	x
8/18/2015	Sevierville Police to step up DUI enforcement - <i>Local 8 Now</i>	x
8/12/2015	Tennessee 'on track' to have safest year on roads - <i>WRCBtv.com</i>	x
8/12/2015	Covington PD becomes first with body cameras - <i>The Leader</i>	x
8/12/2015	Tennessee 'on track' to have safest year on roads - <i>WBIR.com</i>	x
8/11/2015	State shows decline in seat belt use - <i>Lebanon Democrat</i>	x
8/10/2015	161 charged in road patrols - <i>The Leaf-Chronicle</i>	x
8/9/2015	Tennessee Highway Patrol, Governor's Highway Safety Office announces Statewide decrease in Seat Belt Usage - <i>Clarksville Online</i>	x
8/7/2015	State announces decrease in seat belt use rate - <i>Times News Kingsport</i>	x
8/6/2015	Seat Belt Usage DOWN in Tennessee - <i>WGNSradio.com</i>	x
8/5/2015	Survey shows decrease in seat belt use in Tennessee - <i>WKRN.com</i>	x
8/4/2015	2 teens awarded \$1,000 scholarship for essays on texting, driving - <i>WKRN.com</i>	x
8/4/2015	Fewer Tennesseans wearing seat belts; even lower percentages in Knox County - <i>WATE.com</i>	x
8/4/2015	Governor's Highway Safety Office, THP Announce Statewide Decrease In Seat Belt Usage Rate - <i>The Chattanooga</i>	x

8/4/2015	Seat belt use down in Tennessee - <i>Knox News Sentinel</i>	x	
8/2/2015	New rules for the Tennessee roads - <i>Columbia Daily Herald</i>	x	
7/27/2015	WATCH: What Could Happen In A Crash If You Don't Buckle Up - <i>wfmynews2.com</i>	x	
7/21/2015	FPD scheduled for a DUI checkpoint on Friday - <i>Franklin Home Page</i>		x
7/21/2015	TN data shows men arrested for DUI at higher rate than women - <i>WBIR.com</i>		x
7/8/2015	Nineteen arrested during holiday saturation - <i>The Leader</i>		x
7/3/2015	Johnson City Police July 4th D.U.I. saturation patrols - <i>WJHL.com</i>		x
6/29/2015	PARIS TN: Officers band together for checkpoints - <i>The Paris Post Intelligencer</i>	x	x
6/29/2015	State to suspend road work over July 4th holiday - <i>Knoxnews.com</i>	x	x
6/29/2015	No Construction-Related Lane Closures Scheduled For July 4th Holiday - <i>Chattanooga.com</i>	x	x
6/29/2015	Construction halted on TN roadways for July 4th holiday - <i>Local8now.com</i>	x	x
6/29/2015	TDOT suspends construction-related lane closures for holiday - <i>WREG.com</i>	x	x
6/28/2015	Sheriff's Office participating in SAFE campaign - <i>Murfreesboro Post</i>	x	
6/28/2015	BPD will step up seatbelt enforcement and education - <i>Brentwood Homepage</i>	x	
6/26/2015	Independence Day: 'Drive Sober or Get Pulled Over' - <i>Oak Ridge Today</i>		x
6/25/2015	UPDATE: 15 of 26 killed in Rutherford County Accidents were not buckled in - <i>WGNSradio.com</i>	x	
6/25/2015	RCSO joins Seat Belts Are for Everyone campaign - <i>Daily News Journal</i>	x	
6/20/2015	Weekend Sobriety Checkpoints - <i>Local Memphis.com</i>		x
6/17/2015	Murfreesboro Police join campaign for seat belt usage - <i>WGNSradio.com</i>	x	
6/4/2015	Holiday saturation nets 94 tickets - <i>The Leader</i>		x
6/4/2015	Weakley Co. man survives crash that crushed car - <i>WBBJtv.com</i>	x	
6/1/2015	141 charged in weekend saturation - <i>The Leaf-Chronicle</i>		x
5/24/2015	Biker Dad: 2 Cordova motorcycle riders killed in terrible crash - <i>WMC Action News 5</i>		x
5/23/2015	ACSD participating in Click It or Ticket this weekend - <i>Oak Ridge Today</i>	x	
5/22/2015	Road construction won't delay Memorial Day travelers - <i>Lebanon Democrat</i>	x	
5/22/2015	Tenn., Ky. collaborate on checkpoint to promote safety - <i>Harland Daily</i>	x	x
5/22/2015	Tennessee joins multi-state Memorial Day enforcement effort - <i>WBIR.com</i>	x	x
5/22/2015	Tenn., Ky. collaborate on checkpoint to promote safety - <i>WBBJtv.com</i>	x	x
5/22/2015	Clarksville Montgomery County joins Hands Across the Border for Memorial Day holiday checkpoints and patrols - <i>Clarksville Online</i>	x	x
5/22/2015	4 states to partner on Memorial Day weekend checkpoints - <i>The Trucker.com</i>	x	x
5/22/2015	Roadside Checkpoint Safety - <i>WBKO.com</i>	x	x
5/22/2015	Tenn., Ky. collaborate on checkpoint to promote safety - <i>WRCBtv.com</i>	x	x
5/22/2015	Keeping local roads and highways safe - <i>The Herald News</i>	x	x
5/22/2015	Tenn., Ky. collaborate on checkpoint to promote safety - <i>WDEF.com</i>	x	x
5/22/2015	Tenn., Ky. collaborate on checkpoint to promote safety - <i>Middlesboro Daily News</i>	x	x
5/22/2015	Lawyers offering scholarships for no-texting essays - <i>The Tennessean</i>		x
5/21/2015	Why You Should Buckle Up This Holiday Weekend - <i>News Channel 9</i>	x	
5/21/2015	Buckle up or pay up - <i>WBBJtv.com</i>	x	
5/21/2015	The Chattanooga Police Department Increases Seat Belt Enforcement During National "Click It Or Ticket" Mobilization - <i>The Chattanooga.com</i>	x	
5/21/2015	Tennessee Department of Transportation suspends Road Construction for Memorial Day Weekend - <i>Clarksville Online</i>	x	x

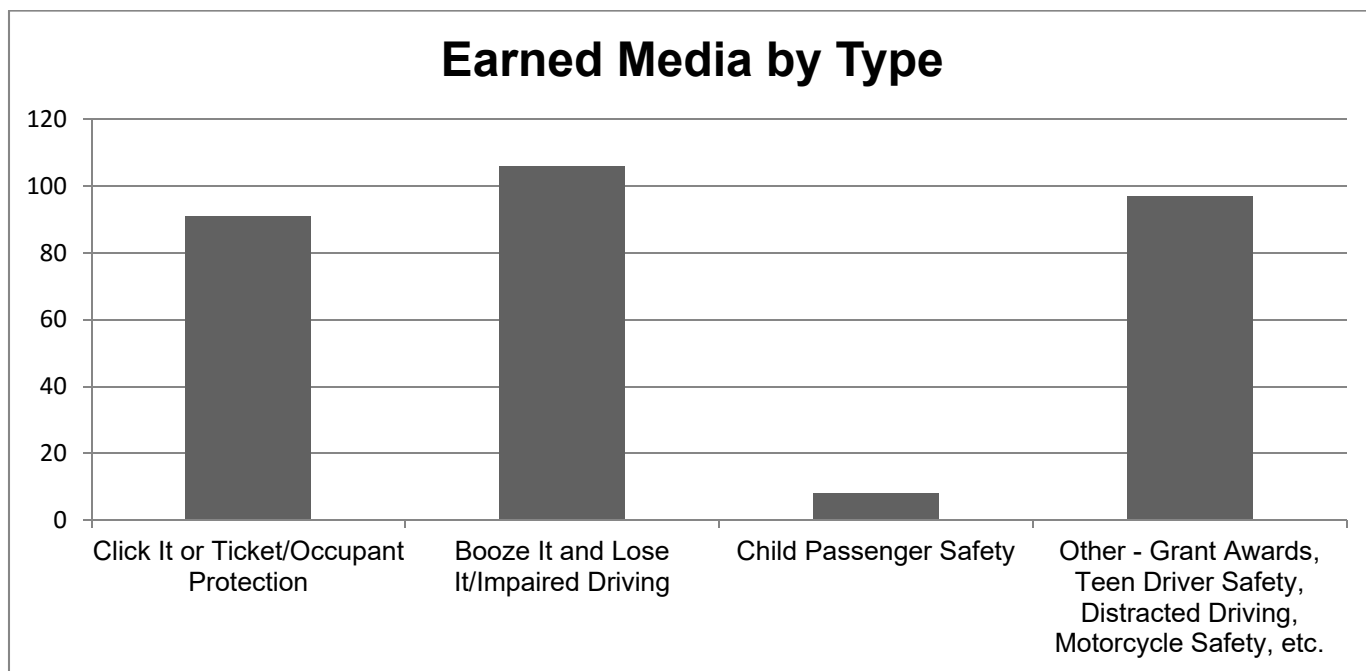
5/21/2015	TBI applies for grant to help reduce backlog in crime labs - <i>WJHL.com</i>			x
5/21/2015	Drive to zero' fatalities begins - <i>The Jackson Sun</i>	x	x	
5/21/2015	Rutherford County Sheriff's Office says you can experience a low speed car crash - <i>WGNSradio.com</i>	x		
5/21/2015	Chattanooga Police Department increases seat belt enforcement - <i>Nooga.com</i>	x		
5/20/2015	Summer Safe Driving Initiative kicks off Memorial Day week - <i>Walker County Messenger</i>	x		
5/20/2015	5 things to know when you hit the road for Memorial Day - <i>The Tennessean</i>	x		
5/20/2015	Statewide 'Click it or Ticket' campaign kicks off ahead of Memorial Day travels - <i>WATE.com</i>	x		
5/20/2015	Heaviest traffic in a decade expected Memorial Day weekend - <i>The Daily Times</i>	x		
5/19/2015	Police watch for seatbelts during 'Click it or Ticket' campaign - <i>WKRN.com</i>	x		
5/19/2015	Tennessee announces Click It or Ticket seat belt campaign - <i>Knoxville News Sentinel</i>	x		
5/18/2015	Click it or ticket - <i>WDEF.com</i>	x		
5/18/2015	Local, state law enforcement to step up safety checkpoints - <i>WKRN.com</i>	x	x	
5/16/2015	Law Enforcement Kicking Off 'Click It Or Ticket' Campaign - <i>The Greeneville Sun</i>	x		
5/15/2015	Sobriety checkpoints announced today - <i>Times Free Press</i>		x	
5/14/2015	Governor's Highway Safety Office designates May as Motorcycle Safety Awareness Month - <i>Lebanon Democrat</i>			x
5/14/2015	Dyersburg Police Dept. announces SAFE campaign participation - <i>State Gazette</i>	x		
5/12/2015	Clarksville Police Department announces Hands Across the Border Sobriety Roadside Safety Checkpoints and Saturation Patrol May 22nd and May 23rd - <i>Clarksville Online</i>		x	
5/5/2015	Tennessee Governor's Highway Safety Office announces Motorcycle Safety Awareness Month - <i>ClarksvilleOnline.com</i>			x
5/4/2015	State officials urge safety as more motorcycles hit the road - <i>WBIR.com</i>			x
5/4/2015	May is officially Motorcycle Awareness Month - <i>WGNSradio.com</i>			x
5/4/2015	State officials urge safety as more motorcycles hit the road - <i>WATE.com</i>			x
5/4/2015	State officials urge safety as more motorcycles hit the road - <i>Knoxville News Sentinel</i>			x
5/1/2015	Gov. Highway Safety Office, highway patrol spreads motorcycle safety awareness - <i>Knoxville News Sentinel</i>			x
5/1/2015	Officials kickoff Motorcycle Safety Awareness Month - <i>WSMV.com</i>			x
5/1/2015	May is Motorcycle Safety Awareness Month - <i>WRCBtv.com</i>			x
5/1/2015	Motorcycle Safety Awareness Month reminds drivers: Look twice, save a life - <i>WBBJtv.com</i>			x
5/1/2015	Recent fatal crashes bring awareness to Motorcycle Safety Month - <i>Commercial Appeal</i>			x
5/1/2015	Officials kickoff Motorcycle Safety Awareness Month - <i>Local 8 Now.com</i>			x
4/29/2015	Getting caught without a seatbelt's going to cost you - <i>WREG.com</i>	x		
4/28/2015	Dickson County DUI sobriety checkpoint - <i>The Tennessean</i>		x	
4/23/2015	Titans Support "Booze It and Lose It" with Tennessee Governor's Highway Safety Office - <i>TitansOnline.com</i>		x	
4/22/2015	Teens experience driving simulator in time for prom weekend - <i>WBBJtv.com</i>			x
4/21/2015	Spring City Police Department takes aim at texting and driving - <i>The Herald-News</i>			x
4/21/2015	Safe driving rally tomorrow at CHS - <i>Herald Citizen</i>			x
4/19/2015	Sevierville Police Department Says "Thumbs Down" To Texting and Driving - <i>Sevier News Messenger</i>			x
4/17/2015	Say "Thumbs Down" to texting and driving during Distracted Driving Awareness Month - <i>WATE.com</i>			x

4/17/2015	Police invest in technology to protect and serve - <i>WBBJtv.com</i>		x
4/15/2015	Wartrace hosts Seatbelt Safety Day - <i>Shelbyville Times Gazette</i>	x	
4/14/2015	'Thumbs Down' to distracted driving - <i>The Jackson Sun</i>		x
4/14/2015	Sheriff's Department Hopes Grant Will Help Increase Bridge Burners Patrols - <i>The Greeneville Sun</i>		x
4/13/2015	Madison Co. Sheriff's Office gives 'thumbs down' to texting & driving - <i>WBBJtv.com</i>		x
4/11/2015	Sheriff's Office issues 52 citations during saturation, checkpoint - <i>The Daily Times</i>	x	
4/10/2015	Community honors boy's life on year anniversary of hit-and-run accident - <i>WKRN.com</i>	x	
4/10/2015	Teen sister of boy killed by impaired driver speaks out - <i>The Murfreesboro Post</i>	x	
4/9/2015	Anderson students pledge to not text behind the wheel - <i>Knox News Sentinel</i>		x
4/8/2015	THIS FRIDAY: Sobriety checkpoint in memory of child hit by alleged intoxicated driver - <i>WGNSradio.com</i>	x	
4/7/2015	'Thumbs Down' program urges motorists not to text while driving - <i>WKRN.com</i>		x
4/6/2015	159 charged in weekend saturation patrols - <i>The Leaf Chronicle</i>	x	
3/31/2015	Buckle up for safety, Wartrace leaders say - <i>Shelbyville Times Gazette</i>	x	
3/30/2015	Students veer toward safety in new DUI simulator - <i>The Leaf Chronicle</i>	x	
3/25/2015	Police plan joint saturation effort Friday and Saturday - <i>The Daily Times</i>		
3/24/2015	Blount Co., Alcoa, Maryville join forces to combat drunk driving - <i>WBIR.com</i>	x	
3/24/2015	Area law enforcement takes part in DUI training - <i>The Crossville Chronicle</i>		x
3/20/2015	Seat Belt Enforcement Being Stepped Up - <i>The Greeneville Sun</i>	x	
3/20/2015	Editorial: Campaign urges seat-belt use to prevent deaths - <i>Knox News Sentinel</i>	x	
3/19/2015	Tennessee police reminding us: buckle up & drive safely - <i>WCYB.com</i>	x	
3/13/2015	Campaign buckles down on seat belt laws - <i>Knox News Sentinel</i>	x	
3/1/2015	Simulator Steers Away Distractions - <i>The Gallatin News Examiner</i>		x
2/27/2015	Simulator aims to steer drivers from distractions - <i>The Tennessean</i>		x
2/26/2015	CPD to receive body cameras, satellite location - <i>The Leader</i>		x
2/24/2015	Paris Police, governor tough on seat belts - <i>The Paris Post-Intelligencer</i>	x	
2/12/2015	Belted in? Officers are watching you - <i>Times-Gazette</i>	x	
2/11/2015	Blount saturation effort nets two arrests, 62 citations - <i>The Daily Times</i>	x	
2/4/2015	GPD Partnering With State To Push Seat Belt Usage - <i>The Greeneville Sun</i>	x	
2/1/2015	Tennesseans urged not to drink and drive Super Bowl weekend - <i>ABC WATE.com</i>		x
1/31/2015	Partners Join Statewide to Remind Tennesseans to Avoid Destructive Decisions This Super Bowl Weekend - <i>Clarksville Online</i>		x
1/30/2015	Tennesseans urged not to drink and drive - <i>The Leaf-Chronicle</i>		x
1/30/2015	JCPD adding officers to Super Bowl weekend DUI enforcement patrols - <i>WJHL.com</i>		x
1/30/2015	Johnson City police to step up DUI enforcement for Super Bowl - <i>Johnson City Press</i>		x
1/30/2015	Law enforcement, Titans urge people not to drink and drive Super Bowl weekend - <i>Daily Journal</i>		x
1/30/2015	Police urge drivers to remain safe Super Bowl weekend - <i>WSMV.com</i>		x
1/30/2015	Tennesseans Urged Not To Drink And Drive Super Bowl Weekend - <i>News Channel 5</i>		x
1/30/2015	Little Big Town member shares story of loss to prevent drunk driving - <i>WKRN.com</i>		x
1/30/2015	Police, Titans: Don't drive drunk on Super Bowl Sunday - <i>The Tennessean</i>		x
1/29/2015	Dickson police, sheriff kick off campaign - <i>The Tennessean</i>	x	

1/28/2015	ETSU cracking down on seatbelt violations - <i>WCYB.com</i>	x	
1/28/2015	Editorial: Seat belts save lives - <i>The Mountain Press.com</i>	x	
1/28/2015	Sobriety checkpoint coming this week - <i>Business & Heritage Clarksville</i>		x
1/21/2015	Greenbrier, Millersville police testing body cameras - <i>The Tennessean</i>		x
1/20/2015	Blount County Sheriff's deputies receive safety awards - <i>The Daily Times</i>		x
1/19/2015	Kingsport police participate in SAFE campaign - <i>TriCities.com</i>	x	
1/15/2015	Sobriety checkpoints in Jackson this weekend - <i>The Jackson Sun</i>		x
1/15/2015	Nearby Manchester, TN aims to encourage more folks to buckle up - <i>WGNSRadio.com</i>	x	
1/14/2015	CPD participates in seat belt campaign - <i>The Leaf-Chronicle</i>	x	
1/12/2015	Clarksville Police Department to participate in Tennessee's 2015 SAFE Campaign - <i>Clarksville Online</i>	x	
1/12/2015	CPD announces SAFE campaign participation - <i>Business & Heritage Clarksville</i>	x	
1/12/2015	Sevierville officers awarded for DUI arrests - <i>Local 8 Now</i>		x
1/12/2015	Bradley Co. Sheriff's Office to introduce the Safe Campaign - <i>WRCBtv.com</i>	x	
1/9/2015	Sheriff Hopes Increased Seat Belt Enforcement Will Help Deputies Stop Other Crimes Too - <i>The Greeneville Sun</i>	x	
1/9/2015	KPD boost seat belt enforcement - <i>Times News</i>	x	
1/9/2015	MPD releases Murfreesboro 2014 crime report - <i>WMOT.org</i>	x	
12/31/2014	Chattanooga area police watching for impaired drivers over holiday - <i>TimesFreePress.com</i>		x
12/31/2014	Cabs offering discounted rides home - <i>WCYB.com</i>		x
12/30/2014	Parties, patrols on holiday agenda season as THP redoubles efforts - <i>Johnson City Press</i>		x
12/30/2014	Authorities look to crack down on repeat DUI offenders - <i>Daily News Journal</i>		x
12/30/2014	Johnson City Police announce DUI checkpoints for New Year's Eve - <i>WCYB.com</i>		x
12/26/2014	Tennessee Governor's Highway Safety Office gives award to Clarksville Police Department - <i>Clarksville Online</i>		x
12/26/2014	PARIS TN: Special holiday patrols planned - <i>Paris Post Intelligencer</i>	x	
12/26/2014	Rhea County Sheriff's Department to conduct New Year's checkpoints - <i>The Herald-News</i>		x
12/25/2014	Tennessee Highway Patrol Announces I-40 Challenge During Thanksgiving Holiday - <i>The Chattanooga</i>	x	
12/24/2014	Police cracking down on holiday DUIs - <i>Cookeville Herald Citizen</i>		x
12/24/2014	Officers beef up patrols on I-40 for holiday weekend - <i>WSMV.com</i>	x	
12/24/2014	School resource officer recognized - <i>The Tennessean and Ashland City Times</i>		x
12/24/2014	CPD receives Governor's Highway Safety Award - <i>Business & Heritage Clarksville</i>		x
12/23/2014	Peoples enjoys making Jefferson City streets safer - <i>The Standard Banner</i>		x
12/18/2014	Highway patrol receives traffic safety grants - <i>The Elk Valley Times</i>	x	x
12/18/2014	Sumner officers, Gallatin police earn state, MADD awards - <i>The Tennessean</i>		x
12/17/2014	Clarksville Police Lieutenant Philip Ashby receives a Governor's Highway Safety Office Partnership Award - <i>Clarksville Online</i>		x
12/17/2014	LaVergne Police receive DUI related award - <i>WGNS Radio</i>		x
12/16/2014	TN Highway Patrol Receives 2015 Traffic Safety Grants - <i>WGOW News Radio</i>	x	x
12/15/2014	Sgt. Humphreys, Trooper Mullins Are Among Area Officers Honored - <i>The Greeneville Sun</i>		x
12/14/2014	Two Alcoa policemen named Officers of year for DUI work - <i>The Daily Times</i>		x
12/14/2014	UPDATE from the Press Conference held by the Governor's Highway		x

	Safety Office in Murfreesboro - <i>WGNS News Radio</i>		
12/13/2014	RCSO Cpl. Mark Mack "Deputy of the Year" - <i>WGNS Radio</i>		x
12/13/2014	Booze It & Lose It Holiday Impaired Driving Campaign - <i>Business & Heritage Clarksville</i>	x	
12/13/2014	'Booze It and Lose It' cracks down on DUIs - <i>The Tennessean</i>	x	
12/13/2014	Clarksville Police Department to take part in Booze It & Lose It Holiday Impaired Driving Campaign - <i>Clarksville Online</i>	x	
12/12/2014	Press Conference over "Booze It and Lose It" Campaign - <i>WGNS Radio</i>	x	
12/12/2014	Police ramping up patrols this holiday season - <i>WSMV.com</i>	x	
12/9/2014	'Booze It' set for holiday road safety - <i>Cleveland Daily Banner</i>	x	
12/9/2014	Expect to see more state troopers on the road this month - <i>WDEF News 12 Chattanooga</i>	x	x
12/6/2014	Recent incidents between law enforcement, civilians spark question of reliability of body cams on officers - <i>Johnson City Press</i>		x
12/5/2014	THP receives traffic safety grants for 2015 - <i>The Crossville Chronicle</i>	x	x
12/4/2014	Tennessee Remembers Impaired Driving Crash Victims - <i>WMC Action 5 Memphis</i>		x
12/4/2014	Tennessee Remembers Impaired Driving Crash Victims - <i>Insurance Journal</i>	x	
12/4/2014	TCSO, APD to host car seat safety checks - <i>The Leader</i>		x
12/3/2014	Victims of impaired driving crashes remembered - <i>WATE.com</i>	x	
12/2/2014	No DUIs reported at weekend checkpoint in Blount County - <i>TheDailyTimes.com</i>		x
11/26/2014	Sheriff reminds Thanksgiving travelers to buckle up - <i>Oak Ridge Today</i>	x	
11/25/2014	Police on lookout for impaired drivers - <i>The Lebanon Democrat & Wilson County News</i>		x
11/24/2014	Extra patrols on I-40 during Thanksgiving travel - <i>The Jackson Sun</i>	x	
11/19/2014	\$64,000 grant will help Sheriff's Office provide extra patrols for the holidays - <i>The Rogersville Review</i>	x	x
11/18/2014	Nearly twice as many deaths on Hawkins County roads - <i>Kingsport Times-News</i>	x	x
11/17/2014	State launches holiday traffic campaign - <i>WBIR.com</i>	x	x
11/17/2014	Holiday traffic safety campaign to kick off next week - <i>WJHL.com CBS Tri Cities</i>	x	x
11/13/2014	If you want to stay alive, don't text and drive' - <i>The Daily Helmsman</i>		x
11/10/2014	Law enforcement vows increased patrols during holidays in Anderson County - <i>Knoxville News Sentinel</i>	x	x
11/10/2014	Anderson Co. sees increase in traffic fatalities - <i>WBIR.com</i>	x	x
11/9/2014	Blount Count Fire Department holds safety seat check - <i>The Daily Times</i>		x
11/9/2014	State officials, local agencies to crack down on seat belt use, impaired driving - <i>Oak Ridge Today</i>	x	x
11/7/2014	Monday event to announce stepped-up law enforcement for the holidays - <i>Knoxville News Sentinel</i>	x	x
10/30/2014	CHS TEST Club earns gold award for teen traffic safety awareness - <i>Herald Citizen</i>		x
10/30/2014	Sycamore driven by safety first - <i>The Ashland City Times, The Tennessean</i>		x
10/24/2014	Law enforcement looks to increase teen driver safety - <i>The Lebanon Democrat</i>		x
10/23/2014	Knoxville Police reveal new Booze it and Lose it Cruiser - <i>Local 8 Now.com Knoxville</i>		x
10/21/2014	JFWA celebrates Teen Driver Safety Week - <i>Middlesboro Daily News.com</i>		x
10/20/2014	Local Briefs: Governor's Highway Safety Office awards police dept. \$100K - <i>The Jackson Sun</i>		x
10/17/2014	Governor's Highway Safety Office to help promote teen driver safety in Tennessee - <i>Daily Journal</i>		x
10/17/2014	Initiative to promote Tennessee teen driver safety - <i>WSMV.com Nashville</i>		x

10/17/2014	Governor's Highway Safety Office announces Teen Driver Safety Week - <i>The Lebanon Democrat</i>	x
10/17/2014	Sumner police agencies excel at state competition - <i>The Tennessean</i>	x
10/17/2014	Initiative to promote Tennessee teen driver safety - <i>WRCBTV.com Chattanooga</i>	x
10/16/2014	Tennessee Governor's Highway Safety Office Announces Teen Driver Safety Week - <i>Clarksville Online</i>	x
10/15/2014	New KPD cruiser warns of dangers of driving drunk - <i>WBIR.com</i>	x
10/13/2014	Benton gets highway safety grants - <i>Cleveland Daily Banner</i>	x
10/10/2014	Sheriff, DA, Petersburg earn safety grants - <i>The Elk Valley Times</i>	x
10/9/2014	THP wins in law enforcement challenge - <i>The Elk Valley Times</i>	x
10/6/2014	Simulators Debut for RuCo Teen Drivers - <i>WGNS News Radio</i>	x



Regional Press Events

Date	Location	Focus Area
August 14, 2015	Hazel Green	Hands Across the Border
May 22, 2015	Clarksville	Hands Across the Border
May 21, 2015	Fall Branch	100 Days of Summer Heat
May 20, 2015	Lenoir City	Click It or Ticket
May 18, 2015	Franklin	Click It or Ticket
May 18, 2015	Ringgold, GA	Border to Border/Click It or Ticket
May 13, 2015	Memphis	Impaired Driving/DRE
May 1, 2015	Nashville	Motorcycle Safety Awareness Month
April 7, 2015	Nashville	Distracted Driving Awareness Month
March 19, 2015	Jonesborough	Occupant Protection/SAFE
March 13, 2015	Knoxville	Occupant Protection/SAFE
January 30, 2015	Franklin	Fans Don't Let Fans Drive Drunk
December 12, 2014	Murfreesboro	Booze It and Lose It

December 9, 2014	East Ridge	Booze It and Lose It
December 3, 2014	Nashville	Impaired Driving/3D
November 17, 2014	Bean Station	Holiday Enforcement
November 7, 2014	Oak Ridge	Holiday Enforcement



Statewide Press Releases

Date	Title
September 14, 2015	\$17.8 Million in Highway Safety Grants Awarded
August 20, 2015	GHSO Honors 46 Agencies at Tennessee Law Enforcement Challenge Ceremony
August 4, 2015	Governor's Highway Safety Office, Tennessee Highway Patrol Announce Statewide Decrease in Seat Belt Usage Rate
May 22, 2015	Tennessee Joins Hands Across the Border for Memorial Day Weekend
May 18, 2015	Governor's Highway Safety Office Announces 2015 Click It or Ticket Enforcement Mobilization
May 1, 2015	Governor's Highway Safety Office Announces Motorcycle Safety Awareness Month
April 6, 2015	State Officials and Local Employers Say "Thumbs Down" to Texting & Driving during Distracted Driving Awareness Month
January 30, 2015	Partners Join Statewide to Remind Tennesseans to Avoid Destructive Decisions This Super Bowl Weekend
December 16, 2014	Governor's Highway Safety Office Recognizes Law Enforcement Officers at Regional Meetings
October 15, 2014	Governor's Highway Safety Office Announces Teen Driver Safety Week-National Campaign Taking Place October 19-25


Notable Community/Exhibitor Events

Date	Title	Location	Focus Areas
September 12-13, 2015	Southern Heritage Classic	Memphis, TN	• Impaired Driving
August 31, 2015	Traffic Safety Night at Nashville Sounds Stadium	Nashville, TN	• Impaired Driving
August 22, 2015	Chattanooga Minority Health Fair	Chattanooga, TN	• All
July 25, 2015	CSX Railroad Car Show	Blountville, TN	• All
July 24, 2015	Grainger County Tomato Festival	Rutledge, TN	• All
June 30, 2015	SADD National Conference	Nashville, TN	• All
June 28, 2015	Musician's Corner	Nashville, TN	• Impaired Driving
June 24, 2015	Tennessee Teen Institute	Cookeville, TN	• All
May 30-31, 2015	102.5 Sports Fest	Nashville, TN	• All
April 22, 2015	Gallatin High School	Gallatin, TN	• Distracted Driving
April 22, 2015	Cookeville High School	Cookeville, TN	• Distracted Driving
February 21-22, 2015	104.5 Sports Fest	Nashville, TN	• All
November 22, 2014	University of Tennessee – Vol Village	Knoxville, TN	• Impaired Driving
October 21, 2014	I Know Everything Event	Sycamore, TN	• Teen Driving • Impaired Driving



Educational Print & Signage

In addition to all current print collateral, new print pieces were developed and printed for motorcycle safety.



Tennessee Tech University BusinessMedia Center

The Tennessee Tech University BusinessMedia Center (BMC) provides digital and technological support to the Governor's Highway Safety Office. The BMC manages www.tntrafficsafety.org, which functions as GHSO's information hub.

Some focal points of the website include the following:

- Registration for hundreds of free training courses
- Online Law Enforcement Challenge application
- Online data reporting for high visibility enforcement campaigns
- Visual data maps with county statistics
- DRE dashboard, which allows officers to submit evaluations and manage their rolling logs
- Training dashboard, which allows instructors to manager their rosters and print certificates
- Campaign reporting dashboard, which allows LELs and network coordinators to view agency submissions and statistics in user-friendly reports
- CPS dashboard, which allows fitting stations to report on checkpoints, order seats, and update contact information

Compared to FFY14, the TNTrafficSafety website has seen a 55% increase in sessions, 66.75% increase in the number of users for the year, and a 28% increase in the number of page views. Further, the BMC continued maintenance of close to 5,000 website nodes and continued support to over 6,000 website contacts. Over 100 training courses and their registration were maintained on the website. In coordination with the GHSO, the Buy America products page was created, implemented, and maintained to help agencies know what products were allowable for purchase under the new agreement.

In addition to managing the website, the BMC assists with social media (Facebook, Twitter, YouTube, and Instagram) and the production of all educational print materials.

Social Media

The GHSO has developed a social media presence on Facebook, Twitter, Instagram, and YouTube. All tools drive awareness, encourage safe driving habits, and allow two-way communication with the public.



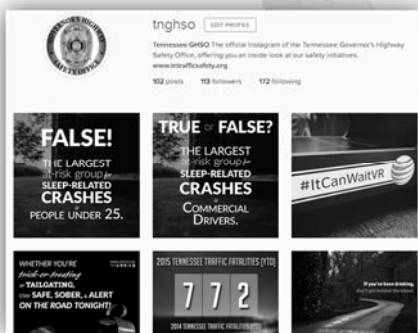
Facebook (www.facebook.com/tngghso)

- Likes: 3,163 (66.2% increase over last year)
- Daily average number of people who have seen page content: 2,025
- Daily average number of impressions: 4,062
- Daily average number of clicks on any page content: 201
- Daily average number of people sharing stories about the page: 44



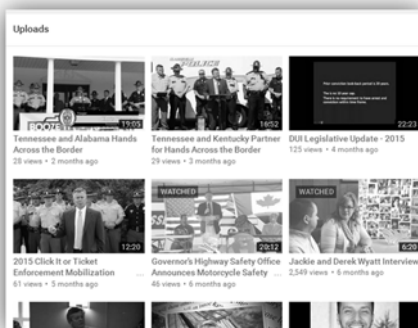
Twitter (www.twitter.com/tngghso)

- Followers: 754 (218% increase over last year)
- Average impressions per month: 24,750 (108% increase over last year)
- Average impressions per day: 825 (108% increase over last year)



Instagram (www.instagram.com/tngghso)

- Followers: 113
- Posts: 102
- Total likes: 497
- Average likes per post: 4.87
- Average post engagement rate: 9.85%



YouTube (www.youtube.com/tngghso)

- Subscribers: 42
- Uploads: 61
- Most popular video: <https://youtu.be/rUDZ9CmNOBa> (2,500+ views)



LEGISLATIVE UPDATE

The following is a summary of legislation passed by the 108th General Assembly of the Tennessee State Legislature impacting Tennessee roadways and motorists:

Public Chapter 492, Motor Vehicles: As enacted, creates an exemption to the motorcycle helmet requirement for persons riding in a funeral procession, memorial ride under a police escort, or body escort detail in certain circumstances.

Public Chapter 0025, Traffic Safety: As enacted, specifies that utility workers and meter readers are exempt from wearing seat belts while emerging from and reentering a vehicle at frequent intervals, and while the vehicle is operated at less than 40 miles per hour.

Public Chapter 0296, Motor Vehicles: Increases fines for failure to use safety belts to \$25 for the first offense and \$50 for subsequent offenses. Limits fine for failure of persons 16-17 years old to use safety belt to \$25 for first and subsequent offenses.

Public Chapter 468, Tennessee Freedom from Traffic Cameras Act: As enacted, places certain restrictions on the use of traffic enforcement cameras as basis for issuing speeding tickets.

Public Chapter 0307, Motor Vehicles: As enacted, prohibits any political subdivision of the state from prohibiting within the jurisdictional boundaries of the political subdivision the use of a motor vehicle equipped with autonomous technology if the motor vehicle otherwise complies with all safety regulations of the political subdivision.



TRAFFIC SAFETY PARTNERS

Tennessee Lifesavers Conference



The Governor's Highway Safety Office hosted the Tennessee Lifesavers Conference in August. This year brought a record number of attendees, with 670 individuals registered to attend. This conference is free to traffic safety partners across the state. Session topics included innovative strategies for distracted driving enforcement, how to prepare Tennessee for the legalization of marijuana, how to identify gross child safety seat misuse for non-CPSTs, traffic incident management training, nighttime seat belt research, and legislative updates.

In addition to up-to-date training, outstanding traffic safety partners are recognized during the Director's Awards and Law Enforcement Challenge.

Director's Awards

Captain Rebekah Mitchell received the Director's Award for her commitment to traffic safety as demonstrated by her work in the Lewisburg Police Department and as a network coordinator for the GHSO. After her Chief was severely injured in an automobile crash, she took on extra responsibilities for her department while consistently getting 100% campaign reporting in her region.

Law Enforcement Challenge

During the conference, the Law Enforcement Challenge ceremony takes place where agencies gather to earn awards, recognition, and prizes for their efforts in saving lives and reducing injuries. This year, Forty-six agencies were honored; two agencies also received national recognition. The Law Enforcement Challenge provides law enforcement agencies with an opportunity to make a significant difference in the communities they serve. The program format allows for agencies to learn from one another and establish goals in traffic safety enforcement and education.



Agencies are also recognized during the ceremony for their participation in the Seatbelts Are For Everyone (SAFE) campaign. This campaign is designed to increase state seat belt usage and rewards agencies for making occupant protection education and enforcement a priority throughout the year. Satisfactory participation in either program makes an agency eligible to win a fully-equipped police package vehicle valued at over \$40,000.00.

Regional Meetings

The Governor's Highway Safety Office and Mothers Against Drunk Driving recognized nearly two hundred officers and law enforcement agencies for their traffic safety enforcement efforts in December 2014. Regional meetings took place in Jackson, Murfreesboro, Pikeville, Knoxville, and Greeneville, coinciding with the kickoff of the Booze It and Lose It campaign.

Officers were recognized for their efforts in speed enforcement, seat belt enforcement, impaired driving enforcement, and child passenger safety. Further, Officer of the Year awards were presented to law enforcement who showed outstanding work in all areas of traffic safety. In certain regions, overall departments were recognized for their entire unit's efforts in a particular category. Combined, the officers recognized by MADD had over 5,500 DUI arrests.



PROGRAM LISTING

Agency Name	Application Title	Funding Source	Grant Number	Federal Amount
21st Drug Court Inc.	21st Drug Court Program	405d	M5CS-15-01	\$ 50,000.00
23rd Judicial District Drug Court	23rd Judicial District DUI Court	405d	M5CS-15-02	\$ 60,000.00
Adamsville Police Department	High Visibility Enforcement	402	PT-15-57	\$ 5,000.00
Alamo Police Department	High Visibility Enforcement	154AL	154AL-15-140	\$ 5,000.00
Alcoa Police Department	Traffic Services	402	PT-15-01	\$ 30,000.00
Alexandria Police Department	High Visibility Enforcement	154AL	154AL-15-141	\$ 5,000.00
Algood Police Department	High Visibility Enforcement	154AL	154AL-15-142	\$ 5,000.00
Anderson County Sheriff's Department	Reducing Fatalities in Anderson County:	402	PT-15-02	\$ 40,000.25
Ardmore Police Department	High Visibility Enforcement	154AL	154AL-15-143	\$ 5,000.00
ASAP of Anderson County	Alcohol Education and Safe Driving in Anderson County Tennessee	154AL	154AL-15-133	\$ 29,152.60
Ashland City Fire Department	Car Seat Awareness and Proper Installation	405b	M2CPS-15-01	\$ 6,184.00
Ashland City Police Department	Impaired Driving Enforcement and Prosection II	154AL	154AL-15-28	\$ 20,000.00
Athens Police Department	Safe Roads in Athens	154AL	154AL-15-29	\$ 25,946.00
Atoka Police Department	High Visibility Enforcement	154AL	154AL-15-144	\$ 5,000.00
Austin Peay State University Police Department	High Visibility Enforcement	154AL	154AL-15-145	\$ 5,000.00
Baileyton Police Department	High Visibility Enforcement	154AL	154AL-15-146	\$ 5,000.00
Bartlett Police Department	Police Traffic Services, Multiple Violations	402	PT-15-03	\$ 66,219.20
Baxter Police Department	Baxter Alcohol Traffic Enforcement	154AL	154AL-15-30	\$ 28,873.95
Bean Station Police Department	Bean Station Police Department Impaired Driver Enforcement	405d	M5HVE-15-3	\$ 20,442.00
Bedford County Sheriff's Department	Alcohol Saturation	154AL	154AL-15-31	\$ 19,820.00
Bell Buckle Police Department	High Visibility Enforcement	154AL	154AL-15-147	\$ 5,000.00
Belle Meade Police Department	High Visibility Enforcement	154AL	154AL-15-148	\$ 5,083.00
Belle Meade Police Department	TITAN Network	402	PT-15-04	\$ 14,971.50
Bells Police Department	High Visibility Enforcement	154AL	154AL-15-149	\$ 5,000.00
Benton County Sheriff's Department	High Visibility Enforcement	154AL	154AL-15-150	\$ 5,000.00
Benton Police Department	High Visibility Enforcement	154AL	154AL-15-151	\$ 5,000.00
Benton Police Department	Alcohol Impaired Driving	154AL	154AL-15-32	\$ 27,900.00
Benton Police Department	network coordinator	402	PT-15-05	\$ 15,499.96
Big Sandy Police Department	High Visibility Enforcement	154AL	154AL-15-152	\$ 5,000.00

Blaine Police Department	High Visibility Enforcement	154AL	154AL-15-153	\$	5,000.00
Bledsoe County Sheriff's Department	High Visibility Enforcement	154AL	154AL-15-154	\$	5,000.00
Blount County Sheriff's Department	High Visibility Enforcement	154AL	154AL-15-155	\$	4,986.00
Blount County Sheriff's Department	2014-15 BCSO Alcohol Saturation Patrols/Roadside Sobriety Checkpoints	154AL	154AL-15-33	\$	78,384.00
Blount County Sheriff's Department	2014-15 Motorcycle/Motorist Safety - The Dragon	402	MC-15-01	\$	90,925.44
Blount County Sheriff's Department	2014-15 BCSO Network Coordinator	402	PT-15-06	\$	14,999.92
Blount County Sheriff's Department	Nighttime seatbelt enforcement	405b	M2HVE-15-02	\$	10,000.00
Bluff City Police Department	High Visibility Enforcement	154AL	154AL-15-156	\$	5,000.00
Bolivar Police Department	"HEAT" Highway Enforcement Alcohol Team	405d	M5HVE-15-1	\$	30,503.30
Bradford Police Department	High Visibility Law Enforcement Campaigns	154AL	154AL-15-34	\$	15,000.00
Bradley County Sheriff's Department	High Visibility Enforcement	154AL	154AL-15-319	\$	5,000.00
Brighton Police Department	High Visibility Enforcement	154AL	154AL-15-157	\$	5,000.00
Bristol Police Department	Bristol Impaired Driving Saturation Patrols	405d	M5HVE-15-2	\$	53,603.87
Brownsville Police Department	High Visibility Enforcement	154AL	154AL-15-158	\$	5,000.20
Brownsville Police Department	Brownsville Alcohol Saturation Patrols/Roadside Sobriety Checkpoints	154AL	154AL-15-35	\$	32,340.00
Brownsville Police Department	West Tennessee Drive Safe Grant	402	DD-15-01	\$	36,000.00
Brownsville Police Department	Brownsville Network Coordinator Grant	402	PT-15-07	\$	15,000.14
Bruceton Police Department	High Visibility Enforcement	154AL	154AL-15-159	\$	5,000.00
Burns Police Department	High Visibility Enforcement	154AL	154AL-15-160	\$	4,999.27
Calhoun Police Department	Safer Roads for Calhoun	405d	M5HVE-15-4	\$	19,980.08
Campbell County Sheriff's Department	Campbell County Alcohol Enforcement Program	154AL	154AL-15-36	\$	57,768.64
Cannon County Rescue Squad, Inc.	First Responder Initiative	402	EM-15-01	\$	10,270.50
Cannon County Sheriff's Department	Cannon Co Alcohol Enforcement Project	154AL	154AL-15-37	\$	20,000.00
Carroll County Sheriff's Department	High Visibility Enforcement	402	PT-15-58	\$	5,000.00
Carter County Sheriff's Department	High Visibility Enforcement	154AL	154AL-15-161	\$	5,000.00
Carthage Police Department	High Visibility Enforcement	154AL	154AL-15-162	\$	5,000.00
Caryville Police Department	High Visibility Enforcement	154AL	154AL-15-163	\$	5,000.00
Celina Police Department	High Visibility Enforcement	154AL	154AL-15-164	\$	5,000.00
Centerville Police Department	Network Coordinator	154AL	154AL-15-38	\$	14,999.00
Chapel Hill Police Department	High Visibility Enforcement	154AL	154AL-15-165	\$	4,989.89
Charleston Police Department	High Visibility Enforcement	154AL	154AL-15-166	\$	5,000.00
Chattanooga Police Department	DUI Enforcement	154AL	154AL-15-39	\$	98,089.90
Cheatham County Schools	T.I.E.S. Teach Involve Encourage & Save II	402	DE-15-01	\$	16,425.00

Cheatham County Sheriff's Department	Alcohol Saturation Patrols/Roadside Sobriety Checkpoints	154AL	154AL-15-40	\$	27,200.10
Church Hill Public Safety	High Visibility Enforcement	154AL	154AL-15-167	\$	5,000.00
City of Paris Police Department	High Visibility Enforcement	154AL	154AL-15-168	\$	5,000.00
City of Sunbright Police Department	High Visibility Enforcement	154AL	154AL-15-169	\$	5,000.00
Clarksburg Police Department	High Visibility Enforcement	402	PT-15-59	\$	5,000.00
Clarksville Police Department	Clarksville 2015 Alcohol Countermeasures	154AL	154AL-15-41	\$	217,835.44
Clay County Sheriff's Department	High Visibility Enforcement	154AL	154AL-15-170	\$	5,000.00
Cleveland Police Department	High Visibility Enforcement	154AL	154AL-15-171	\$	5,000.00
Clinton Police Department	High Visibility Enforcement	154AL	154AL-15-172	\$	5,000.00
Cocke County Sheriff's Department	AMEI (Alcohol Management Enforcement Interventions)	154AL	154AL-15-42	\$	82,540.00
Cocke County Sheriff's Department	Network Coordinator	402	PT-15-08	\$	15,003.00
Collegedale Police Department	Collegedale Multiple Violations Program	402	PT-15-09	\$	40,000.00
Collierville Police Department	Police Traffic Services Multiple violations	402	PT-15-10	\$	49,978.79
Columbia State Community College	Standardized Statewide Traffic Training for Law Enforcement	402	PT-15-11	\$	457,977.58
Conexion Americas	Latino Highway Safety Campaign	405d	M5OT-15-05	\$	137,825.57
Cookeville Police Department	Cookeville Safe Streets	154AL	154AL-15-43	\$	25,147.00
Cookeville Police Department	Traffic Education Saves Teens (TEST)	402	DE-15-02	\$	16,279.29
Cookeville Police Department	Cookeville Police Department Network Coordinator Grant	402	PT-15-12	\$	14,996.10
Cookeville Police Department	High Visibility Enforcement	402	PT-15-60	\$	5,000.00
Coopertown Police Department	High Visibility Enforcement	154AL	154AL-15-173	\$	5,000.00
Cornersville Police Department	You Can Lead with out Speed	402	PT-15-13	\$	14,999.96
Covington Police Department	Trampling Traffic Project	154AL	154AL-15-44	\$	39,439.97
Cowan Police Department	Cowan Police Impaired Driving Enforcement	154AL	154AL-15-45	\$	23,385.96
Crockett County Sheriff's Department	High Visibility Enforcement	154AL	154AL-15-174	\$	5,000.00
Cross Plains Police Department	High Visibility Enforcement	154AL	154AL-15-175	\$	5,000.00
Crossville Police Department	High Visibility Enforcement	154AL	154AL-15-176	\$	5,000.00
Crossville Police Department	Alcohol Saturation /Roadside Checkpoints	154AL	154AL-15-46	\$	25,300.00
Crossville Police Department	Young Driver Crash Reduction	402	PT-15-14	\$	17,000.00
Crossville Police Department	Network Coordinator	402	PT-15-15	\$	15,960.00
Crump Police Department	High Visibility Enforcement	154AL	154AL-15-177	\$	5,000.00
Cumberland City Police Department	High Visibility Enforcement	154AL	154AL-15-178	\$	5,000.00
Cumberland County Sheriff's Department	DUI Enforcement	154AL	154AL-15-47	\$	54,977.00
Dandridge Fire Department	Increasing Visibilty on Highway Incidents	402	EM-15-02	\$	10,090.00

Dandridge Police Department	Dandridge Police Alcohol Enforcement Grant	154AL	154AL-15-48	\$	31,413.00
Dayton Police Department	Technology and Manpower for DUI Enforcement	154AL	154AL-15-49	\$	37,000.00
Decatur County Sheriff's Office	Decatur County Alcohol Saturation Patrols/Roadside Sobriety Checkpoints	154AL	154AL-15-50	\$	19,987.49
Decatur Police Department	2014 Decatur Impaired Driving Enforcement	405d	M5HVE-15-5	\$	15,000.00
Decaturville Police Department	High Visibility Enforcement	154AL	154AL-15-179	\$	5,000.00
Decherd Police Department	High Visibility Enforcement	154AL	154AL-15-180	\$	5,000.00
Dickson County Sheriff's Office	DUI Enforcement Campaign 2015	154AL	154AL-15-51	\$	31,570.49
Dickson Police Department	Multiple Violations 2014/2015	402	PT-15-16	\$	25,000.00
Dover Fire Department	Vehicle Extrication Equipment Acquisition	402	EM-15-03	\$	10,892.00
Dover Police Department	High Visibility Enforcement	154AL	154AL-15-181	\$	4,883.81
Dover Police Department	Alcohol Reduction Enforcement	154AL	154AL-15-52	\$	9,849.12
Dover Police Department	Network Grant	402	PT-15-17	\$	14,961.81
Dresden Police Department	Alcohol Saturation	154AL	154AL-15-53	\$	20,000.00
Dunlap Police Department	2014-2015 Dunlap Police Dept Alcohol Countermeasures	154AL	154AL-15-54	\$	38,062.18
Dyer Police Department	High Visibility Enforcement	154AL	154AL-15-182	\$	5,000.00
Dyersburg Police Department	High Visibility Enforcement	154AL	154AL-15-183	\$	5,000.00
Eagleville Police Department	High Visibility Enforcement	154AL	154AL-15-184	\$	4,999.94
East Ridge Police Department	High Visibility Enforcement	154AL	154AL-15-185	\$	5,000.00
Elizabethton Police Department	High Visibility Enforcement	154AL	154AL-15-186	\$	4,999.93
Elkton Police Department	High Visibility Enforcement	154AL	154AL-15-187	\$	5,000.00
Englewood Police Department	High Visibility Enforcement	402	PT-15-62	\$	5,000.00
Erin Police Department	Alcohol Reduction	154AL	154AL-15-55	\$	12,435.47
Estill Springs Police Department	High Visibility Enforcement	154AL	154AL-15-188	\$	5,000.00
Etowah Police Department	Keeping the City of Etowah Streets Safe	154AL	154AL-15-56	\$	19,319.40
ETSU, Department of Public Safety	Law Enforcement Coordinator	402	PT-15-18	\$	15,000.00
ETSU, Department of Public Safety	High Visibility Enforcement	402	PT-15-61	\$	4,995.00
Fairview Police Department	Fairview Alcohol Free Streets Continued	154AL	154AL-15-57	\$	45,450.00
Fayette County Sheriff's Office	FCSO DUI Enforcement Project	154AL	154AL-15-58	\$	24,954.84
Fentress County Sheriff's Department	Fentress County Impaired Driving Enforcement Program	154AL	154AL-15-59	\$	37,131.97
Franklin County Sheriff's Department	High Visibility Enforcement	154AL	154AL-15-189	\$	4,998.00
Franklin County Sheriff's Department	Franklin County Impaired Driving Program	154AL	154AL-15-60	\$	28,166.73
Franklin Police Department	Franklin's Fight Against Impaired Driving	154AL	154AL-15-61	\$	50,000.00
Friendship Police Department	High Visibility Enforcement	154AL	154AL-15-190	\$	5,000.00

Gadsden Police Department	High Visibility Enforcement	154AL	154AL-15-191	\$	5,000.00
Gainesboro Police Department	High Visibility Enforcement	402	PT-15-63	\$	5,000.00
Gallatin Police Department	Teen Driver Training	402	DE-15-03	\$	40,000.00
Gallaway Police Department	High Visibility Enforcement	154AL	154AL-15-318	\$	5,000.00
Gates Police Department	High Visibility Enforcement	154AL	154AL-15-321	\$	5,000.00
Gatlinburg Police Department	Gatlinburg Police Traffic Enforcement	402	PT-15-19	\$	20,996.81
Germantown Police Department	High Visibility Enforcement	154AL	154AL-15-192	\$	5,000.00
Gibson County Sheriff's Department	High Visibility Enforcement	154AL	154AL-15-316	\$	5,000.00
Gibson Police Department	High Visibility Enforcement	154AL	154AL-15-193	\$	5,000.00
Giles County Sheriff's Department	Giles County Imaired Driver Initiative	405d	M5HVE-15-6	\$	24,557.89
Gleason Police Department	High Visibility Enforcement	154AL	154AL-15-194	\$	5,000.00
Goodlettsville Police Department	High Visibility Enforcement	154AL	154AL-15-195	\$	5,000.00
Gordonsville Police Department	High Visibility Enforcement	154AL	154AL-15-196	\$	5,000.00
Grainger County Sheriff's Department	Alcohol Enforcement	154AL	154AL-15-62	\$	23,434.52
Grand Junction Police Department	High Visibility Enforcement	154AL	154AL-15-197	\$	5,000.00
Graysville Police Department	High Visibility Enforcement	402	PT-15-64	\$	5,000.00
Greenbrier Police Department	Special Traffic Enforcement Program-STEP	402	PT-15-20	\$	19,996.41
Greene County Sheriff's Department	High Visibility Enforcement	154AL	154AL-15-198	\$	5,000.00
Greenville Police Department	High Visibility Enforcement	154AL	154AL-15-199	\$	5,000.00
Greenfield Police Department	High Visibility Enforcement	154AL	154AL-15-200	\$	5,000.00
Grundy County Sheriff's Department	Grundy County Sheriff's Traffic Enforcement Program	402	PT-15-21	\$	39,991.40
Halls Police Department	R.I.D.E (Required Impaired Driving Education)	154AL	154AL-15-63	\$	20,000.00
Hamilton County Sheriff's Office	Remove Impaired Intoxicated Drivers	154AL	154AL-15-64	\$	148,245.00
Hamilton County Sheriff's Office	Safe Journey	405b	M2CPS-15-02	\$	108,769.15
Hardeman County Sheriff's Department	Reduce Impaired Driving	154AL	154AL-15-65	\$	41,314.48
Hardin County Sheriff's Department	Law Enforcement Services Hardin County Alcohol Saturation Project	154AL	154AL-15-66	\$	25,052.33
Harriman Police Department	DUI Check Patrol and Check Points	154AL	154AL-15-67	\$	15,088.39
Hawkins County Sheriff's Department	Hawkins County DUI enforcement	154AL	154AL-15-68	\$	64,285.93
Haywood County Sheriff's Department	High Visibility Enforcement	402	PT-15-65	\$	5,000.00
Henderson County Sheriff's Department	High Visibility Enforcement	154AL	154AL-15-201	\$	5,000.00
Henderson Police Department	High Visibility Enforcement	154AL	154AL-15-202	\$	5,000.00
Hendersonville Police Department	Speed Enforcement/D.U.I. Enforcement and Traffic Safety	402	PT-15-22	\$	75,107.26

Henning Police Department	High Visibility Enforcement	154AL	154AL-15-203	\$	5,000.00
Henry County Sheriff's Department	High Visibility Enforcement	154AL	154AL-15-204	\$	5,000.00
Henry Police Department	High Visibility Enforcement	154AL	154AL-15-205	\$	5,000.00
Hickman County Sheriff's Department	High Visibility Enforcement	154AL	154AL-15-206	\$	5,000.00
Hohenwald Police Department	High Visibility Enforcement	154AL	154AL-15-207	\$	5,000.18
Hollow Rock Police Department	High Visibility Enforcement	154AL	154AL-15-208	\$	5,000.00
Houston County Sheriff's Department	engaging the battle of impaired drivers 5	405d	M5HVE-15-7	\$	32,485.21
Humboldt Police Department	High Visibility Enforcement	154AL	154AL-15-209	\$	5,000.00
Humphreys County Sheriff's Office	Alcohol Saturation Patrols	154AL	154AL-15-69	\$	65,435.00
Huntingdon Police Department	High Visibility Enforcement	154AL	154AL-15-210	\$	5,000.00
Huntland Police Department	High Visibility Enforcement	402	PT-15-66	\$	5,000.00
Jacksboro Police Department	High Visibility Enforcement	154AL	154AL-15-211	\$	5,000.00
Jackson County Sheriff's Department	Jackson County Saturation Patrols / Awareness / Roadside Checkpoints (SPARC)	154AL	154AL-15-70	\$	20,934.07
Jackson Madison County EMA	First Responder Training	402	EM-15-04	\$	9,910.00
Jackson Police Department	ACT Alcohol Countermeasures Team	154AL	154AL-15-71	\$	99,345.15
JACO	SADD Tennessee	402	DE-15-04	\$	110,005.60
Jamestown Police Department	Jamestown PD DUI Enforcement	154AL	154AL-15-72	\$	22,147.08
Jasper Police Department	Jasper Alcohol Driving Enforcement Program	154AL	154AL-15-73	\$	21,130.00
Jefferson City Police Department	Jefferson City Police Department Traffic and Alcohol Enforcement	402	PT-15-23	\$	27,401.16
Jefferson County Sheriff's Department	High Visibility Enforcement	154AL	154AL-15-212	\$	5,000.00
Jellico Police Department	High Visibility Enforcement	154AL	154AL-15-213	\$	5,000.00
Johnson City Police Department	Safer Johnson City Streets VII	154AL	154AL-15-74	\$	21,350.50
Jonesborough Police Department	High Visibility Enforcement	402	PT-15-67	\$	5,000.00
Kenton Police Department	High Visibility Enforcement	402	PT-15-68	\$	5,000.00
Kimball Police Department	High Visibility Enforcement	154AL	154AL-15-214	\$	5,000.00
Kimball Police Department	Network Coordinator	402	PT-15-24	\$	14,874.00
Kingsport Police Department	Kingsport PD Multiple Traffic Violation / Crash Reduction Campaign	402	PT-15-25	\$	37,452.00
Kingston Police Department	High Visibility Enforcement	154AL	154AL-15-215	\$	5,000.00
Knox County Sheriff's Office	KCSO Traffic Enforcement Services Grant	402	PT-15-26	\$	87,221.13
Knoxville Police Department	Knoxville's FFY 2014 DUI Enforcement Program	154AL	154AL-15-75	\$	99,985.32
Knoxville Police Department	Knoxville's FFY 2015 Pedestrian Safety Grant	402	PT-15-27	\$	19,999.07
Knoxville Police Department	Nighttime seatbelt enforcement	405b	M2HVE-15-06	\$	10,000.00

Lafayette Police Department	High Visibility Enforcement	154AL	154AL-15-216	\$	5,000.00
LaFollette Police Department	High Visibility Enforcement	154AL	154AL-15-217	\$	5,000.00
Lake City Police Department	High Visibility Enforcement	154AL	154AL-15-218	\$	5,000.00
Lake County Sheriff's Office	High Visibility Enforcement	154AL	154AL-15-219	\$	5,000.00
Lauderdale County Sheriff's Department	Alcohol Countermeasures	154AL	154AL-15-76	\$	27,972.37
LaVergne Police Department	LaVergne PD Alcohol Saturation Patrols	154AL	154AL-15-77	\$	57,575.90
Lawrence County Sheriff's Department	Vigilant Video Prosecution	154AL	154AL-15-78	\$	29,635.00
Lawrenceburg Police Department	High Visibility Enforcement	154AL	154AL-15-220	\$	5,000.00
Lebanon Police Department	Lebanon PD DUI Enforcement Initiative	154AL	154AL-15-79	\$	23,299.37
Lewis County Sheriff's Department	High Visibility Enforcement	154AL	154AL-15-221	\$	5,000.00
Lewisburg Police Department	High Visibility Enforcement	154AL	154AL-15-222	\$	5,000.00
Lewisburg Police Department	Network Coordinator	402	PT-15-28	\$	15,000.00
Lexington Police Department	High Visibility Enforcement	154AL	154AL-15-223	\$	5,000.00
Lexington Police Department	LPD DUI Countermeasures Project 2015	154AL	154AL-15-80	\$	32,780.00
Lexington Police Department	Network Coordinator	402	PT-15-29	\$	14,989.20
Lincoln County Sheriff's Department	Lincoln County Impaired Driver Initiative	154AL	154AL-15-81	\$	25,120.00
Lincoln Memorial University	High Visibility Enforcement	154AL	154AL-15-224	\$	5,000.00
Livingston Police Department	High Visibility Enforcement	154AL	154AL-15-225	\$	5,000.00
Lookout Mtn. Police Department	High Visibility Enforcement	154AL	154AL-15-226	\$	5,000.00
Loretto Police Department	High Visibility Enforcement	154AL	154AL-15-227	\$	5,000.00
Loudon County Sheriff's Department	High Visibility Enforcement	154AL	154AL-15-228	\$	5,000.00
Loudon County Sheriff's Department	Nighttime seatbelt enforcement	405b	M2HVE-15-05	\$	10,000.00
Macon County Sheriff's Department	High Visibility Enforcement	154AL	154AL-15-229	\$	5,000.00
Madison County Sheriff's Department	High Visibility Enforcement	154AL	154AL-15-230	\$	5,000.00
Madison County Sheriff's Department	Traffic Law Enforcement Agency Services - Multiple violations	402	PT-15-30	\$	40,029.92
Madison County Sheriff's Department	Network Law Enforcement Grants - Network Coordinator	402	PT-15-31	\$	14,948.72
Manchester Police Department	City of Manchester Impaired Driver Enforcement	154AL	154AL-15-82	\$	31,725.96
Marion County Sheriff's Department	High Visibility Enforcement	154AL	154AL-15-231	\$	5,000.00
Marshall County Sheriff's Office	High Visibility Enforcement	154AL	154AL-15-232	\$	5,000.00
Martin Police Department	C.A.R.D.	154AL	154AL-15-134	\$	52,551.71
Maryville Police Department	2014-15 MPD Alcohol Saturation Patrols/Roadside Sobriety Checkpoints	154AL	154AL-15-83	\$	73,440.00
Mason Police Department	High Visibility Enforcement	154AL	154AL-15-233	\$	5,000.00
Maury City Police Department	High Visibility Enforcement	154AL	154AL-15-234	\$	5,000.00

Maury County Fire Department	First Responder	402	EM-15-08	\$	10,000.00
Maury County Sheriff's Department	Maury County 2015 Grant	154AL	154AL-15-84	\$	39,432.50
Maynardville Police Department	High Visibility Enforcement	154AL	154AL-15-235	\$	5,000.00
McKenzie Police Department	Operation Sober Up	154AL	154AL-15-85	\$	27,288.63
McMinn County Rescue Squad	TADDDDS	402	DE-15-05	\$	30,830.00
McMinn County Sheriff's Department	McMinn County Alcohol Saturation Patrols/Roadside Sobriety Checkpoints	154AL	154AL-15-86	\$	41,337.66
McMinnville Police Department	Be A Survivor Get A Designated Driver	154AL	154AL-15-87	\$	31,344.71
McNairy County Sheriff's Department	High Visibility Enforcement	154AL	154AL-15-236	\$	5,000.00
Medina Police Department	High Visibility Enforcement	154AL	154AL-15-237	\$	5,000.00
Meharry Medical College	Tennessee Child Passenger Safety Center	405b	M2CPS-15-03	\$	401,738.79
Meigs County Sheriff's Department	Meigs County DUI Enforcement Program 2014	154AL	154AL-15-88	\$	32,291.78
Memphis Police Department	Comprehensive Alcohol Risk reDuction (C.A.R.D.)	154AL	154AL-15-135	\$	107,990.00
Memphis Police Department	High Visibility Enforcement	154AL	154AL-15-238	\$	5,000.00
Memphis Police Department	Alcohol Saturation Patrols/Roadside Sobriety Checkpoints	154AL	154AL-15-89	\$	823,430.00
Memphis Police Department	Network Coordinator	402	PT-15-32	\$	15,000.00
Metro Moore County Sheriffs Department	High Visibility Enforcement	154AL	154AL-15-239	\$	4,995.00
Metro Moore County Sheriffs Department	Alcohol Saturation Patrol	154AL	154AL-15-90	\$	16,808.32
Metro Moore County Sheriffs Department	Network Coordinator Grant	402	PT-15-33	\$	14,995.14
Metropolitan Drug Commission	Raising the Bar on Youth Retail Compliance	154AL	154AL-15-136	\$	80,000.00
Metropolitan Nashville Police Department	Nashville Highway Safety Initiative	154AL	154AL-15-91	\$	854,808.55
Middleton Police Department	middleton alcohol task force	154AL	154AL-15-92	\$	24,876.00
Milan Police Department	Operation Sober Streets	154AL	154AL-15-93	\$	39,335.11
Millersville Police Department	High Visibility Enforcement	154AL	154AL-15-240	\$	5,000.00
Millington Police Department	High Visibility Enforcement	154AL	154AL-15-241	\$	5,000.00
Monteagle Police Department	High Visibility Enforcement	402	PT-15-69	\$	4,999.98
Monterey Police Department	Alcohol Saturation Patrols/Roadside Sobriety Checkpoints	154AL	154AL-15-94	\$	19,588.50
Montgomery County Sheriff's Department	Selective Traffic Enforcement	402	PT-15-34	\$	125,000.00
Morgan County Sheriff Department	High Visibility Enforcement	154AL	154AL-15-242	\$	5,000.00
Morristown Police Department	Traffic Safety and Impaired Driving Prevention Program	154AL	154AL-15-95	\$	20,000.00

Moscow Police Department	Moscow Police Department Traffic Services Grant	402	PT-15-35	\$	46,498.80
Mothers Against Drunk Driving	Underage Drinking Prevention	154AL	154AL-15-137	\$	92,577.72
Mothers Against Drunk Driving	Court Partnership - Decreasing DUIs Through Court Observations	405d	M5CS-15-03	\$	92,715.85
Mount Carmel Police Department	Carters Valley Road Alcohol Enforcement	154AL	154AL-15-96	\$	20,985.00
Mount Pleasant Police Department	High Visibility Enforcement	154AL	154AL-15-243	\$	4,864.00
Mt. Juliet Police Department	High Visibility Enforcement	154AL	154AL-15-244	\$	5,000.00
Munford Police Department	High Visibility Enforcement	154AL	154AL-15-245	\$	5,000.00
Murfreesboro Housing Authority/CADCOR	CADCOR Safety First	154AL	154AL-15-138	\$	94,236.34
Murfreesboro Police Department	Selective Traffic Enforcement Program (S.T.E.P.)	402	PT-15-36	\$	149,081.06
New Johnsonville Police Department	High Visibility Enforcement	154AL	154AL-15-246	\$	5,044.00
New Tazewell Police Department	High Visibility Enforcement	154AL	154AL-15-247	\$	5,000.00
Newbern Police Department	High Visibility Enforcement	402	PT-15-70	\$	5,000.00
Newport Police Department	High Visibility Enforcement	154AL	154AL-15-248	\$	5,000.00
Niota Police Department	High Visibility Enforcement	154AL	154AL-15-249	\$	5,000.00
Nolensville Police Department	High Visibility Enforcement	154AL	154AL-15-250	\$	5,000.00
Norris Police Department	High Visibility Enforcement	402	PT-15-71	\$	5,000.00
Oak Ridge Police Department	Operations STAR (Strategic Traffic Accident Reduction)	402	PT-15-37	\$	35,148.00
Oakland Police Department	Alcohol Saturation	154AL	154AL-15-97	\$	24,475.00
Obion Police Department	High Visibility Enforcement	154AL	154AL-15-251	\$	5,000.00
Oliver Springs Police Department	High Visibility Enforcement	154AL	154AL-15-252	\$	5,000.00
Oneida Police Department	High Visibility Enforcement	154AL	154AL-15-253	\$	5,000.00
Open Door Pregnancy Center	Child Safety Protection & Distribution	405b	M2CPS-15-04	\$	10,330.00
Overton County Sheriff's Department	Saturating for Safety	154AL	154AL-15-98	\$	29,224.95
Parrottsville Police Department	High Visibility Enforcement	154AL	154AL-15-254	\$	5,000.00
Parsons Police Department	High Visibility Enforcement	402	PT-15-72	\$	5,000.00
Perry County Sheriff's Office	High Visibility Enforcement	154AL	154AL-15-255	\$	5,000.00
Petersburg Police Department	High Visibility Enforcement	154AL	154AL-15-256	\$	5,000.00
Pickett County Sheriff's Office	High Visibility Enforcement	154AL	154AL-15-257	\$	5,000.00
Pigeon Forge Police Department	High Visibility Enforcement	154AL	154AL-15-258	\$	5,000.00
Pikeville Police Department	High Visibility Enforcement	154AL	154AL-15-259	\$	5,000.00
Piperton Police Department	High Visibility Enforcement	154AL	154AL-15-260	\$	5,000.00
Pittman Center Police Department	High Visibility Enforcement	154AL	154AL-15-261	\$	5,000.00
Pleasant View Police Department	High Visibility Enforcement	402	PT-15-73	\$	4,999.00

Pleasant View Volunteer Fire Department	First Responder Training Program	402	EM-15-05	\$	10,973.75
Polk County Sheriff's Department	High Visibility Enforcement	154AL	154AL-15-320	\$	5,000.00
Portland Police Department	High Visibility Enforcement	154AL	154AL-15-262	\$	5,000.00
Powells Crossroads Police Department	High Visibility Enforcement	154AL	154AL-15-263	\$	5,000.00
Pulaski Police Department	High Visibility Enforcement	154AL	154AL-15-264	\$	5,000.00
Puryear Police Department	High Visibility Enforcement	154AL	154AL-15-265	\$	5,000.00
Putnam County Sheriff's Department	High Visibility Enforcement	154AL	154AL-15-266	\$	5,000.00
Red Bank Police Department	City of Red Bank Alcohol Enforcement Program	154AL	154AL-15-99	\$	19,998.00
Red Boiling Springs Police Department	High Visibility Enforcement	154AL	154AL-15-267	\$	5,000.00
Rhea County Sheriff's Department	Rhea Alcohol Countermeasures Enforcement (R.A.C.E.)	154AL	154AL-15-100	\$	41,105.50
Ridgely Police Department	High Visibility Enforcement	154AL	154AL-15-268	\$	5,000.00
Ridgetop Police Department	Alcohol Education and Enforcement	154AL	154AL-15-101	\$	24,998.24
Ripley Police Department	High Visibility Enforcement	154AL	154AL-15-269	\$	5,000.00
Roane County Sheriff's Office	A safer TN through saturations and checkpoints	154AL	154AL-15-102	\$	87,800.00
Roane County Sheriff's Office	High Visibility Enforcement	154AL	154AL-15-270	\$	5,000.00
Roane County Sheriff's Office	Network coordinator	402	PT-15-38	\$	15,000.00
Roane County Sheriff's Office	Nighttime seatbelt enforcement	405b	M2HVE-15-04	\$	10,000.00
Robertson County Sheriff's Department	Police Traffic Services-Multiple Violations	402	PT-15-39	\$	40,000.00
Rockwood Police Department	High Visibility Enforcement	154AL	154AL-15-271	\$	5,000.00
Rutherford County Drug Court Program	Rutherford County DUI Court Program	405d	M5CS-15-04	\$	58,566.56
Rutherford County Sheriff's Office	Rutherford County ASP/RSC	154AL	154AL-15-103	\$	108,614.91
Rutherford County Sheriff's Office	Rutherford County Teen Driver Safety	402	DE-15-06	\$	24,961.72
Rutherford Police Department	High Visibility Enforcement	154AL	154AL-15-272	\$	5,000.00
Rutledge Police Department	Alcohol Saturation Checkpoint	154AL	154AL-15-104	\$	26,467.76
Rutledge Volunteer Fire Department Inc.	Highway Safety	402	EM-15-06	\$	4,940.58
Saint Joseph Police Department	Project Safe Stateline	154AL	154AL-15-105	\$	9,152.00
Salttillo Police Department	High Visibility Enforcement	154AL	154AL-15-273	\$	5,000.00
Samburg Police Department	High Visibility Enforcement	154AL	154AL-15-274	\$	5,000.00
Savannah Police Department	Savannah Police Department DUI Enforcement	405d	M5HVE-15-8	\$	35,221.40
Scott County Sheriff's Department	High Visibility Enforcement	154AL	154AL-15-275	\$	5,000.00
Scotts Hill Police Department	High Visibility Enforcement	154AL	154AL-15-276	\$	5,000.00

Selmer Police Department	High Visibility Enforcement	154AL	154AL-15-277	\$	5,000.00
Sequatchie County Sheriff's Department	Sequatchie County Alcohol Reduction Enforcement	154AL	154AL-15-106	\$	24,836.76
Sevier County Sheriff's Office	Reduce DUI/Drugged Driving, Crashes, Injuries and Fatalities in Sevier County	402	PT-15-40	\$	43,801.50
Sevier County Sheriff's Office	Nighttime seatbelt enforcement	405b	M2HVE-15-03	\$	10,000.00
Sevierville Police Department	Prevention of Accidents/Crashes through Education and Enforcement (PACE)	402	PT-15-41	\$	50,078.47
Shelby County Sheriff's Office	Alcohol Countermeasures	154AL	154AL-15-107	\$	225,000.00
Shelby County Sheriff's Office	High Visibility Enforcement	154AL	154AL-15-278	\$	5,000.00
Shelby County Sheriff's Office	Network Coordinator	402	PT-15-42	\$	15,000.00
Shelby County Sheriff's Office	Multiple Violations	402	PT-15-43	\$	75,000.00
Shelbyville Police Department	Safer Roadways in Shelbyville	154AL	154AL-15-108	\$	30,384.29
Signal Mountain Police Department	A.D.E (Aggressive Driver Enforcement)	402	PT-15-44	\$	40,000.00
Smith County Sheriff's Office	DUI Enforcement Program	154AL	154AL-15-109	\$	33,647.80
Smithville Police Department	Smithville Alcohol Enforcement	154AL	154AL-15-110	\$	25,000.00
Smyrna Police Department	SMYRNA ALCOHOL COUNTERMEASURES (SAC)	154AL	154AL-15-111	\$	24,589.00
Soddy-Daisy Police Department	Alcohol Countermeasures, Alcohol Saturation/Roadside Sobriety Check points	154AL	154AL-15-112	\$	27,472.40
Soddy-Daisy Police Department	High Visibility Enforcement	154AL	154AL-15-279	\$	4,992.00
Soddy-Daisy Police Department	Chattanooga Area Network Coordinator	402	PT-15-45	\$	14,842.13
Somerville Police Department	High Visibility Enforcement	154AL	154AL-15-280	\$	5,000.00
South Carthage Police Department	High Visibility Enforcement	154AL	154AL-15-281	\$	5,000.00
South Fulton Police Department	High Visibility Enforcement	154AL	154AL-15-282	\$	5,000.00
Sparta Police Department	High Visibility Enforcement	154AL	154AL-15-283	\$	4,996.40
Spencer Police Department	High Visibility Enforcement	154AL	154AL-15-284	\$	5,000.00
Spring City Police Department	"DONUT" Determined On Neutralizing Under the influence Travelers	154AL	154AL-15-113	\$	18,995.00
Spring Hill Police Department	City of Spring Hill DUI Enforcement Program	154AL	154AL-15-114	\$	15,859.37
Springfield Police Department	Alcohol, Enforcement, Prevention and Safety Grant	154AL	154AL-15-115	\$	30,184.40
Stewart County Sheriff's Office	Alcohol Crash Reduction	154AL	154AL-15-116	\$	16,380.00
Sullivan County Sheriff's Department	Sullivan County Sheriff's Office - Alcohol Enforcement	154AL	154AL-15-117	\$	82,344.00
Sumner County Drug Court	18th Judicial Drug Court, Sumner County	405d	M5CS-15-05	\$	58,646.18
Sumner County Sheriff's Department	Impaired Driving Enforcement	405d	M5HVE-15-9	\$	24,424.00
Surgoinsville Police Department	High Visibility Enforcement	154AL	154AL-15-285	\$	5,000.00

Sweetwater Police Department	High Visibility Enforcement	154AL	154AL-15-286	\$	5,000.00
Tazewell Police Department	High Visibility Enforcement	154AL	154AL-15-287	\$	5,000.00
Tennessee Department of Safety District 1	Nighttime seatbelt enforcement	405b	M2HVE-15-07	\$	10,000.00
The University of Tennessee	UT Program Admin Grant	PT	PT-15-49	\$	1,280,000.00
The University of Tennessee	Law Enforcement Liaison Administration	PT	PT-15-51	\$	1,275,374.82
The University of Tennessee	FFY 15 Statewide Survey of Safety Belt and Motorcycle Helmet Usage in TN	405b	M2OP-15-01	\$	68,317.91
The University of Tennessee	Judicial Outreach Liaison Program (JOL)	405d	M5CS-15-09	\$	89,915.33
The University of Tennessee	Media Evaluations	402	PT-15-50	\$	127,574.10
The University of Tennessee at Martin	High Visibility Enforcement	154AL	154AL-15-296	\$	5,000.00
Tipton County Sheriff's Department	Tipton County SO Alcohol Enforcement Project	154AL	154AL-15-119	\$	40,014.00
Tiptonville Police Department	High Visibility Enforcement	154AL	154AL-15-297	\$	5,000.00
TjohnE Productions, Inc.	Think Fast Young Adult Impairment Driving Prevention Project	405d	M5OT-15-02	\$	105,000.00
TN Alcoholic Beverage Commission	Underage Sales Tennessee's Operational Plan (USTOP)	154AL	154AL-15-118	\$	124,000.00
TN Association of Chiefs of Police	Highway Safety Training for Chief Law Enforcement	402	PT-15-46	\$	103,550.00
TN Bureau of Investigation	Assisting TBI to Improve DUI Casework and Convictions	405d	M5BAC-15-01	\$	458,394.00
TN Department of Health	Statewide Injury Surveillance System	405c	M3DA-15-01	\$	88,284.00
TN Department of Health	Ambulance and Trauma Evaluation Systems	405c	M3DA-15-02	\$	99,705.38
TN Department of Safety & Homeland Security	High Visibility Enforcement	154AL	154AL-15-288	\$	5,000.00
TN Department of Safety & Homeland Security	High Visibility Enforcement	154AL	154AL-15-289	\$	5,000.00
TN Department of Safety & Homeland Security	High Visibility Enforcement	154AL	154AL-15-290	\$	5,000.00
TN Department of Safety & Homeland Security	High Visibility Enforcement	154AL	154AL-15-291	\$	5,000.00
TN Department of Safety & Homeland Security	BELTS	405b	M2HVE-15-01	\$	130,068.48
TN Department of Safety & Homeland Security	TITAN Wizard Deployment and Support	405c	M3DA-15-03	\$	1,800,000.00
TN Department of Safety & Homeland Security	SOBER UP TENNESSEE	405d	M5HVE-15-11	\$	716,919.36
TN Department of Safety & Homeland Security	DUI Tracker	405d	M5IS-15-01	\$	70,000.00
TN Department of Safety & Homeland Security	State Law Enforcement Management Training	402	PT-15-47	\$	32,160.00

TN Department of Safety & Homeland Security	Bristol Motor Speedway Traffic Enforcement	402	PT-15-48	\$	35,913.60
TN Department of Safety District 1	High Visibility Enforcement	154AL	154AL-15-292	\$	5,000.00
TN Department of Safety District 1	Dragon Grant FTY, 2014-2015	402	MC-15-02	\$	71,116.80
TN Department of Safety District 4	High Visibility Enforcement	154AL	154AL-15-293	\$	5,000.00
TN Department of Safety District 5	High Visibility Enforcement	154AL	154AL-15-294	\$	5,000.00
TN Department of Safety District 7	High Visibility Enforcement	154AL	154AL-15-295	\$	5,000.00
TN District Attorney General, 01st Judicial District	Special DUI Prosecutor Program	154AL	154AL-15-03	\$	143,839.60
TN District Attorney General, 02nd Judicial District	DUI Abatement / Prosecution Enhancement	154AL	154AL-15-04	\$	148,991.74
TN District Attorney General, 04th Judicial District	DUI Abatement / Prosecution Enhancement	154AL	154AL-15-05	\$	195,728.62
TN District Attorney General, 05th Judicial District	5th Judicial District 2014-2015 DUI Abatement/Prosecution Enhancement	154AL	154AL-15-06	\$	181,755.85
TN District Attorney General, 06th Judicial District	DUI ABATEMENT/PROSECUTION ENHANCEMENT	154AL	154AL-15-07	\$	256,969.63
TN District Attorney General, 07th Judicial District	2014-2015 DUI Abatement/Prosecution Enhancement Grant	154AL	154AL-15-08	\$	198,047.32
TN District Attorney General, 08th Judicial District	Special DUI Prosecutor- 8th District	154AL	154AL-15-09	\$	183,275.21
TN District Attorney General, 09th Judicial District	DUI Prosecutor	154AL	154AL-15-10	\$	184,073.06
TN District Attorney General, 10th Judicial District	DUI Abatement/Prosecution Enhancement	154AL	154AL-15-11	\$	157,463.57
TN District Attorney General, 11th Judicial District	DUI Prosecution	154AL	154AL-15-12	\$	155,909.20
TN District Attorney General, 13th Judicial District	Better Enforcement Stopping Tragedy (B.E.S.T.)	154AL	154AL-15-13	\$	208,178.15
TN District Attorney General, 14th Judicial District	DUI Abatement/Prosecution Enhancement	154AL	154AL-15-14	\$	160,988.55
TN District Attorney General, 15th Judicial District	Continuation of Protecting Lives:	154AL	154AL-15-15	\$	172,077.68
TN District Attorney General, 16th Judicial District	DUI Abatement/Prosecution Enhancement	154AL	154AL-15-139	\$	197,350.81
TN District Attorney General, 17th Judicial District	DUI PROSECUTOR GRANT 2015	154AL	154AL-15-16	\$	180,257.80
TN District Attorney General, 19th Judicial District	DUI Abatement/Prosecution Enhancement	154AL	154AL-15-17	\$	185,775.97

Judicial District					
TN District Attorney General, 20th Judicial District	Specialized Traffic Offender Prosecution Team	154AL	154AL-15-18	\$	399,415.67
TN District Attorney General, 21st Judicial District	DUI Abatement/Prosecution Enhancement	154AL	154AL-15-19	\$	176,093.30
TN District Attorney General, 22nd Judicial District	DUI Abatement/Prosecution Enhancement	154AL	154AL-15-20	\$	180,574.45
TN District Attorney General, 23rd Judicial District	DUI ABATEMENT / PROSECUTION ENHANCEMENT	154AL	154AL-15-21	\$	152,192.44
TN District Attorney General, 24th Judicial District	24th Judicial District DUI Prosecution Enhancement Grant	154AL	154AL-15-22	\$	195,163.73
TN District Attorney General, 25th Judicial District	DUI Prosecution Unit, 25th Judicial District of Tennessee	154AL	154AL-15-23	\$	180,761.16
TN District Attorney General, 26th Judicial District	DUI Abatement/Prosecution Enhancement	154AL	154AL-15-24	\$	170,522.30
TN District Attorney General, 30th Judicial District	DUI Abatement/Prosecution Enhancement	154AL	154AL-15-25	\$	264,480.70
TN District Attorney General, 31st Judicial District	DUI Abatement/Prosecution Enhancement 2014/2015	154AL	154AL-15-26	\$	190,890.58
TN District Attorneys General Conference	Tennessee Traffic Safety Resource Prosecutors:	405d	M5OT-15-07	\$	677,551.29
TN Independent Colleges and Universities Assoc.	The Coalition for Healthy and Safe Campus Communities (CHASCo):	405d	M5OT-15-06	\$	20,010.00
TN Secondary School Athletic Association	DUI Education Team	154AL	154AL-15-27	\$	60,000.00
TN Supreme Court	Integrated Criminal Justice Portal Access	405c	M3DA-15-05	\$	91,000.00
TN Technological University	Ollie Otter, Booster Seat and Seat Belt Education	405b	M2CPS-15-05	\$	148,484.85
TN Technological University	Tennessee Traffic Safety Resource Service	402	SA-15-01	\$	449,475.87
TN Trucking Foundation	Teens & Trucks Share the Road	402	DE-15-07	\$	64,000.04
Toone Police Department	Wide Area Saturation Patrol "WASP"	154AL	154AL-15-120	\$	26,001.00
Townsend Police Department	High Visibility Enforcement	154AL	154AL-15-298	\$	5,000.00
Tracy City Police Department	Tracy City Traffic Enforcement Program	402	PT-15-52	\$	20,575.67
Trenton Police Department	High Visibility Enforcement	154AL	154AL-15-299	\$	5,000.00
Trezevant Police Department	High Visibility Enforcement	154AL	154AL-15-300	\$	5,000.00
Trousdale County Sheriff's Department	High Visibility Enforcement	154AL	154AL-15-301	\$	5,000.00
Troy Police Department	High Visibility Enforcement	154AL	154AL-15-302	\$	5,000.00
Tullahoma Police Department	Police Traffic Services-Multiple Violations	402	PT-15-53	\$	15,816.70

Tusculum Police Department	High Visibility Enforcement	154AL	154AL-15-303	\$	5,000.00
Unicoi County Sheriff's Department	High Visibility Enforcement	154AL	154AL-15-304	\$	5,000.00
Unicoi County Sheriff's Department	Network Coordinator	402	PT-15-77	\$	15,000.00
Union City Police Department	Alcohol Countermeasures Enforcement	154AL	154AL-15-121	\$	25,000.00
Union City Police Department	High Visibility Enforcement	154AL	154AL-15-305	\$	5,000.00
Union City Police Department	Network Coordinator	402	PT-15-54	\$	15,000.00
Union County Sheriff's Department	Alcohol Saturation Patrols / Roadside Sobriety Checkpoints	154AL	154AL-15-122	\$	19,989.75
University of Memphis, Police Services	Alcohol Enforcement	154AL	154AL-15-123	\$	41,002.22
University of Tennessee Police Department	High Visibility Enforcement	402	PT-15-74	\$	5,560.25
Van Buren County Sheriff's Department	High Visibility Enforcement	154AL	154AL-15-306	\$	5,000.00
Vanderbilt University Medical Center	Increasing Education in Pre-Hospital Trauma Life Support - Rural Middle TN	402	EM-15-07	\$	10,000.60
Vol State Community College Campus Police	High Visibility Enforcement	402	PT-15-75	\$	5,000.00
Walters State Campus Police	High Visibility Enforcement	154AL	154AL-15-317	\$	5,000.00
Warren County of Tennessee	31st Judicial District DWI Court	405d	M5CS-15-06	\$	51,667.00
Warren County Sheriff's Department	Warren County Impaired Driving Enforcement	154AL	154AL-15-124	\$	45,897.80
Wartburg Police Department	High Visibility Enforcement	154AL	154AL-15-307	\$	5,000.00
Wartrace Police Department	High Visibility Enforcement	154AL	154AL-15-308	\$	5,017.50
Washington County Sheriff's Department	Preventing Alcohol Related Traffic Tragedies (P.A.R.T.)	154AL	154AL-15-125	\$	40,000.20
Washington County Sheriff's Department	Network Coordinator	402	PT-15-55	\$	15,000.01
Washington County Sheriff's Department	Look Who's Driving: A Safer Approach to Teen Driver Safety	402	DE-15-08	\$	45,000.00
Washington County Sheriff's Department	High Visibility Enforcement	154AL	154AL-15-309	\$	5,000.85
Watertown Police Department	Watertown DUI	154AL	154AL-15-126	\$	14,816.00
Waverly Police Department	High Visibility Enforcement	154AL	154AL-15-310	\$	5,000.00
Wayne County Sheriff's Department	Wayne County Impaired Driving Enforcement	405d	M5HVE-15-10	\$	20,003.33
Waynesboro Police Department	High Visibility Enforcement	402	PT-15-76	\$	5,079.00
Weakley County Sheriff's Department	IMPROVE DUI ENFORCEMENT BY AREA WIDE SATURATIONS	154AL	154AL-15-127	\$	22,872.00
Westmoreland Police Department	High Visibility Enforcement	154AL	154AL-15-311	\$	5,000.00
White Bluff Police Department	High Visibility Enforcement	154AL	154AL-15-312	\$	5,000.00

White County Sheriff's Department	DUI Saturation Patrols	154AL	154AL-15-128	\$	22,071.98
White House Police Department	DUI Detection/ Alcohol Countermeasures/ Traffic Enforcement	154AL	154AL-15-129	\$	19,999.64
White Pine Police Department	High Visibility Enforcement	154AL	154AL-15-313	\$	5,000.00
Whiteville Police Department	Local Space	154AL	154AL-15-130	\$	15,000.00
Whitwell Police Department	High Visibility Enforcement	154AL	154AL-15-314	\$	5,000.00
Williamson County Juvenile Court	Williamson County Juvenile Court	405d	M5CS-15-08	\$	48,000.00
Williamson County Sheriff's Department	Alcohol Saturation Patrols/Roadside Sobriety Checkpoints	154AL	154AL-15-131	\$	66,999.98
Williamson County Trustee	Williamson County General Sessions DUI Court	405d	M5CS-15-07	\$	69,996.40
Wilson County Sheriff's Department	Wilson Safe Roads	402	PT-15-56	\$	49,176.78
Winchester Police Department	High Visibility Enforcement	154AL	154AL-15-315	\$	4,762.50
Woodbury Police Department	Woodbury Alcohol Countermeasures	154AL	154AL-15-132	\$	24,998.93



CODING INFORMATION: (For State of Tennessee Dept. of Transportation Use ONLY)				DEPOSIT DATE:						
				JOURNAL VOUCHER NUMBER:						
				NHTSA VOUCHER NUMBER:						
				TOTAL DEPOSIT AMOUNT:						
U. S. DEPARTMENT OF TRANSPORTATION, NATIONAL HIGHWAY TRAFFIC SAFETY ADMINISTRATION Federal Aid Reimbursement Voucher						State of Tennessee, Highway Safety Program (X) Progress Voucher	ADDRESS: Suite 800, James K. Polk Bldg. () Final Voucher			
PAYEE: _____ REIMBURSEMENT METHOD: LETTER OF CREDIT (X)) U.S. TREASURY CHECK --- STATE IDENTIFICATION INFO.										
				VOUCHER CONTROL NUMBER:		2015-VOU-13	CLAIM PERIOD:		12/01/15	TO 12/31/2015
Program Area/ Project Number				Federal Funds Obligated	Amount to Local Benefit	Cumul. Total STATE MATCH	Cumul. Federal Funds Expended	Previous amount Claimed	Claimed This Period	
NHTSA (Section 402)										
PA				\$ 325,000.00		298,139.94	\$ 313,639.68	\$ 313,077.63	\$ 562.05	
DD				50,000.00	456.46	7,012.51	\$ 35,062.55	\$ 33,921.39	\$ 1,141.16	
DE				440,628.22	114,183.71	57,091.85	\$ 285,459.31	\$ 271,954.95	\$ 13,504.36	
OP				-			\$ -	\$ -	\$ -	
PT				3,269,300.12	843,669.49	421,834.75	\$ 2,109,173.73	\$ 1,878,434.86	\$ 230,738.87	
MC				228,677.24	63,740.18	31,870.10	\$ 159,350.44	\$ 132,666.70	\$ 26,683.74	
SA				475,000.00	130,321.86	65,160.93	\$ 325,804.65	\$ 325,804.65	\$ -	
EM				95,080.82	25,528.41	12,764.21	\$ 63,821.01	\$ 63,359.17	\$ 461.84	
TR				629,740.77	173,988.48	86,994.24	\$ 434,971.19	\$ 34,269.85	\$ 400,701.34	
PM				139,959.79	770.00	22,000.01	\$ 110,000.00	\$ 110,000.00	\$ -	
402 Sub-Total				5,653,386.96	1,352,658.59	1,002,868.54	3,837,282.56	3,163,489.20	\$ 673,793.36	
OTHER:										
154AL				11,352,277.04	3,373,478.20	-	\$ 8,433,695.52	\$ 7,916,723.61	\$ 516,971.91	
154PA				-			\$ -	\$ -	\$ -	
154PM				2,906,813.08	7.00		\$ 2,906,813.08	\$ 2,790,308.97	\$ 116,504.11	
154 HE				6,654,636.80			\$ 2,150,849.31	\$ 2,150,849.31	\$ -	
K6				98,971.62			\$ 98,971.62	\$ 98,971.62	\$ -	
K8				403,833.35		290,321.26	\$ 403,833.35	\$ 309,506.19	\$ 94,327.16	
K9				-			\$ -	\$ -	\$ -	
M2CPS				849,838.35		86,757.27	\$ 433,786.38	\$ 428,055.40	\$ 5,730.98	
M2HVE				288,157.89		16,789.12	\$ 83,945.55	\$ 58,852.64	\$ 25,092.91	
M2OP				344,327.59		9,050.30	\$ 45,251.54	\$ 45,251.54	\$ -	
M2PE				533,263.91		84,261.72	\$ 421,308.58	\$ 421,308.58	\$ -	
M3DA				1,773,747.30		279,356.36	\$ 1,396,781.76	\$ 1,343,183.68	\$ 53,598.08	
MSBAC				683,394.00		77,441.39	\$ 387,206.97	\$ 305,306.17	\$ 81,900.80	
M5CS				830,533.71		85,648.70	\$ 428,243.50	\$ 391,378.00	\$ 36,865.50	
MSHVE				1,780,664.46		122,481.54	\$ 612,407.60	\$ 485,843.72	\$ 126,563.88	
MSIS				162,524.00		9,750.00	\$ 48,750.00	\$ 24,000.00	\$ 24,750.00	
M5OT				1,927,934.87		216,918.09	\$ 1,084,590.44	\$ 1,044,854.64	\$ 39,735.80	
M9MA				135,653.32		14,683.54	\$ 73,417.72	\$ 73,417.72	\$ -	
Other Sub-Totals				\$ 30,726,571.29	\$ 3,373,485.20	1,293,459.29	\$ 19,009,852.92	\$ 17,887,811.79	\$ 1,122,041.13	
TOTALS				\$ 36,379,958.25	\$ 4,726,143.79	2,296,327.83	\$ 22,847,135.48	\$ 21,051,300.99	\$ 1,795,834.49	
I CERTIFY, that in accordance with the laws of the state and under the terms of the approved program(s) area that actual costs claimed have been incurred and not previously been presented for payment.						(APPROVAL AND PAYMENT ARE SUBJECT TO ADJUSTMENT, YEAR-END AUDIT OR OTHER APPROPRIATE REVIEW).				
STATE OFFICIAL: NAME: _____ TITLE: _____						NHTSA APPROVAL: NAME: _____ TITLE: _____				
Fiscal Director III						12/02/15				

OFFICE OF HIGHWAY SAFETY FISCAL YEAR 2015						PERIOD ENDING: 12/31/2015					
PSP/NUMBER AGREEMENT NUMBER	FED/STATE MATCH	BENEFIT LOCAL	LOCAL MATCH	GHSO#	NAME OF AGENCY, PSP TITLE & APPROVED PROJECTS	FEDERAL FUNDS OBLIGATED	FEDERAL FUNDS ALLOCATED TO PROJECTS	EXPENDITURES			UNEXPENDED BALANCE
								PRIOR CLAIM	THIS CLAIM	TOTAL CLAIMS	
PA-15					PLANNING & ADMINISTRATIVE	\$ 325,000.00					
TN100000010547	50%			PA-15-01	Governor's Highway Safety Office	97112-0650-04	325,000.00	\$ 313,077.63	\$ 562.05	\$ 313,639.68	\$ 11,360.32
State	50%			PA-15-01	Governor's Highway Safety Office	97112-0650-04	325,000.00	\$ 313,077.63	\$ 562.05	\$ 313,639.68	\$ 11,360.32
PA-15					UNALLOCATED	-					
					PSP TOTAL	\$ 325,000.00	325,000.00	\$ 313,077.63	\$ 562.05	\$ 313,639.68	\$ 11,360.32
DD-15					Distracted Driving	\$ 50,000.00					
TN100000010528	100%	L		DD-15-01	Brownsville Police Department	97038-0629-04	35,062.55	\$ 33,921.39	\$ 1,141.16	\$ 35,062.55	-
					UNALLOCATED	14,937.45					
					PSP TOTAL	\$ 50,000.00	35,062.55	33,921.39	1,141.16	35,062.55	-
DE-15					DRIVER EDUCATION	\$ 440,628.22					
TN100000010529	100%	L		DE-15-01	Cheatham County Schools	97011-0634-04	15,216.36	\$ 8,712.00	\$ 6,504.36	\$ 15,216.36	\$ -
TN100000010530	100%	L		DE-15-02	Cookeville Police Department	97071-0655-04	16,279.29	\$ 7,719.13	\$ -	\$ 7,719.13	\$ 8,560.16
TN100000010531	100%	L		DE-15-03	Gallatin Police Department	97083-0651-04	40,000.00	\$ 40,000.00	\$ -	\$ 40,000.00	\$ -
TN100000010532	100%	L		DE-15-04	Council on Alcohol and Drug Dep	97057-0671-04	110,005.60	\$ 88,737.14	\$ -	\$ 88,737.14	\$ 21,268.46
TN100000010533	100%	L		DE-15-05	McMinn County Rescue Squad	97054-0645-04	30,830.00	\$ 17,198.00	\$ -	\$ 17,198.00	\$ 13,632.00
TN100000010534	100%	L		DE-15-06	Wetherford County Sheriff's Offi	97075-0658-04	24,961.72	\$ 24,028.03	\$ -	\$ 24,028.03	\$ 933.69
TN100000010535	100%	L		DE-15-07	Tennessee Trucking Foundatio	97219-0690-04	64,000.04	\$ 57,000.00	\$ 7,000.00	\$ 64,000.00	\$ 0.04
TN100000010536	100%	L		DE-15-08	Wington County Sheriff's Depart	97090-0695-04	18,560.65	\$ 18,560.65	\$ -	\$ 18,560.65	\$ -
TN100000010607	100%	L		DE-15-09	Sinclair television Group, Inc	97112-0643-04	10,000.00	\$ 10,000.00	\$ -	\$ 10,000.00	\$ -
					UNALLOCATED	110,774.56					
					PSP TOTAL	\$ 440,628.22	329,853.66	271,954.95	\$ 13,504.36	\$ 285,459.31	\$ 44,394.35
OP-15					OCCUPANT PROTECTION- 402 fu	\$ -					
	100%			OP	CFDA - 20.600			\$ -	\$ -	\$ -	\$ -
					UNALLOCATED	-					
					PSP TOTAL	\$ -	-	\$ -	\$ -	\$ -	\$ -
PT-15					POLICE TRAFFIC SERVICES	\$ 3,269,300.12					
TN100000010548	100%	L		PT-15-00	Governor's Highway Safety Office	97111-0658-04	100,000.00	\$ 90,120.92	\$ 18,124.67	\$ 108,245.59	\$ (8,245.59)
TN100000010549	100%	L		PT-15-01	Alcoa Police Department	97005-0697-04	13,521.15	\$ 4,964.51	\$ 8,556.64	\$ 13,521.15	\$ 0.00
TN100000010550	100%	L		PT-15-02	Anderson County Sheriff's Departm	97001-0645-04	40,000.25	\$ 28,040.93	\$ -	\$ 28,040.93	\$ 11,959.32
TN100000010551	100%	L		PT-15-03	Bartlett Police Department	97279-0655-04	66,219.20	\$ 7,667.58	\$ -	\$ 7,667.58	\$ 58,551.62
TN100000010552	100%	L		PT-15-04	Belle Meade Police Department	97219-0667-04	12,159.70	\$ 2,217.16	\$ 9,942.54	\$ 12,159.70	\$ -
TN100000010553	100%	L		PT-15-05	Benton Police Department	97070-0619-04	15,499.96	\$ 9,316.84	\$ -	\$ 9,316.84	\$ 6,183.12
TN100000010554	100%	L		PT-15-06	Montgomery County Sheriff's Departm	97005-0699-04	14,999.92	\$ 8,234.22	\$ -	\$ 8,234.22	\$ 6,765.70
TN100000010555	100%	L		PT-15-07	Brownsville Police Department	97038-0628-04	15,000.14	\$ 8,384.05	\$ -	\$ 8,384.05	\$ 6,616.09
TN100000010556	100%	L		PT-15-08	Rocky Mount Police Department	97015-0617-04	15,003.00	\$ 10,250.66	\$ -	\$ 10,250.66	\$ 4,752.34
TN100000010557	100%	L		PT-15-09	Collegedale Police Department	97133-0629-04	39,291.16	\$ 37,834.65	\$ 1,456.51	\$ 39,291.16	\$ 0.00
TN100000010558	100%	L		PT-15-10	Collierville Police Department	97279-0656-04	49,978.79	\$ 6,703.03	\$ -	\$ 6,703.03	\$ 43,275.76
TN100000010559	100%	L		PT-15-11	Columbia State Community Colle	97060-0619-04	457,977.58	\$ 235,217.91	\$ -	\$ 235,217.91	\$ 222,759.67
TN100000010560	100%	L		PT-15-12	Cookeville Police Department	97071-0654-04	14,621.16	\$ 14,621.16	\$ -	\$ 14,621.16	\$ -
TN100000010561	100%	L		PT-15-13	Cornersville Police Department	97059-0617-04	3,158.46	\$ 3,158.46	\$ -	\$ 3,158.46	\$ (0.00)
TN100000010562	100%	L		PT-15-14	Crossville Police Department	97018-0632-04	8,362.05	\$ 8,088.15	\$ 273.90	\$ 8,362.05	\$ (0.00)
TN100000010563	100%	L		PT-15-15	Crossville Police Department	97018-0633-04	15,960.00	\$ -	\$ -	\$ -	\$ 15,960.00
TN100000010564	100%	L		PT-15-16	Dickson Police Department	97022-0646-04	25,000.00	\$ 19,666.56	\$ -	\$ 19,666.56	\$ 5,333.44
TN100000010565	100%	L		PT-15-17	Dover Police Department	97081-0622-04	14,961.81	\$ 9,399.31	\$ -	\$ 9,399.31	\$ 5,562.50
TN100000010566	100%	L		PT-15-18	East Tennessee State University, Department	97090-0691-04	15,000.00	\$ 6,558.22	\$ -	\$ 6,558.22	\$ 8,441.78
TN100000010567	100%	L		PT-15-19	Gatlinburg Police Department	97078-0633-04	20,996.81	\$ 17,565.37	\$ -	\$ 17,565.37	\$ 3,431.44
TN100000010568	100%	L		PT-15-20	Greenbrier Police Department	97074-0617-04	17,300.16	\$ 10,050.38	\$ 7,249.78	\$ 17,300.16	\$ -
TN100000010569	100%	L		PT-15-21	Hamblen County Sheriff's Departme	97031-0608-04	39,991.40	\$ 25,381.66	\$ -	\$ 25,381.66	\$ 14,609.74
TN100000010570	100%	L		PT-15-22	Hendersonville Police Departmen	97083-0652-04	75,107.26	\$ 48,324.64	\$ -	\$ 48,324.64	\$ 26,782.62
TN100000010571	100%	L		PT-15-23	Jefferson City Police Departmen	97045-0609-04	27,401.16	\$ 27,401.16	\$ -	\$ 27,401.16	\$ 0.00
TN100000010572	100%	L		PT-15-24	Kimball Police Department	97058-0620-04	14,874.00	\$ 4,907.98	\$ -	\$ 4,907.98	\$ 9,966.02
TN100000010573	100%	L		PT-15-25	Kingsport Police Department	97082-0681-04	35,704.59	\$ 28,119.88	\$ 7,584.71	\$ 35,704.59	\$ (0.00)

PSP/NUMBER AGREEMENT NUMBER	FED/STATE MATCH	BENEFIT LOCAL	LOCAL MATCH	GHSO#	NAME OF AGENCY, PSP TITLE & APPROVED PROJECTS	FEDERAL FUNDS OBLIGATED	FEDERAL FUNDS ALLOCATED TO PROJECTS	EXPENDITURES			UNEXPENDED BALANCE
								PRIOR CLAIM	THIS CLAIM	TOTAL CLAIMS	
TN1000000010574	100%	L		PT-15-26	Knox County Sheriff's Office	97147-0649-04	87,221.13	\$ 46,543.15	\$ -	46,543.15	\$ 40,677.98
TN1000000010575	100%	L		PT-15-27	Knoxville Police Department	97147-0651-04	19,961.14	\$ -	\$ 19,961.14	19,961.14	\$ -
TN1000000010576	100%	L		PT-15-28	Lewisburg Police Department	97059-0618-04	12,820.68	\$ 1,197.68	\$ 11,623.00	12,820.68	\$ -
TN1000000010577	100%	L		PT-15-29	Lexington Police Department	97039-0627-04	14,989.20	\$ 6,032.28	\$ -	6,032.28	\$ 8,956.92
TN1000000010578	100%	L		PT-15-30	Madison County Sheriff's Department	97057-0673-04	21,812.58	\$ 12,028.38	\$ 9,784.20	21,812.58	\$ (0.00)
TN1000000010579	100%	L		PT-15-31	Madison County Sheriff's Department	97057-0672-04	8,663.09	\$ 2,681.35	\$ 5,981.74	8,663.09	\$ -
TN1000000010580	100%	L		PT-15-32	Memphis Police Department	97279-0658-04	15,000.00	\$ 4,298.44	\$ -	4,298.44	\$ 10,701.56
TN1000000010581	100%	L		PT-15-33	Moore County Sheriff's Department	97064-0609-04	14,829.79	\$ 9,899.34	\$ 4,930.45	14,829.79	\$ (0.00)
TN1000000010582	100%	L		PT-15-34	Montgomery County Sheriff's Department	97063-0662-04	125,000.00	\$ 116,552.44	\$ -	116,552.44	\$ 8,447.56
TN1000000010583	100%	L		PT-15-35	Moscow Police Department	97024-0625-04	46,498.80	\$ 28,222.30	\$ -	28,222.30	\$ 18,276.50
TN1000000010584	100%	L		PT-15-36	Murfreesboro Police Department	97075-0655-04	148,988.81	\$ 148,988.81	\$ -	148,988.81	\$ 0.00
TN1000000010585	100%	L		PT-15-37	Oak Ridge Police Department	97001-0647-04	33,464.37	\$ 18,440.86	\$ 15,023.51	33,464.37	\$ -
TN1000000010586	100%	L		PT-15-38	Roane County Sheriff's Office	97073-0630-04	10,902.05	\$ 6,083.36	\$ 4,818.69	10,902.05	\$ -
TN1000000010587	100%	L		PT-15-39	Rutherfordson County Sheriff's Department	97074-0620-04	40,000.00	\$ 28,597.28	\$ -	28,597.28	\$ 11,402.72
TN1000000010588	100%	L		PT-15-40	Sevier County Sheriff's Office	97078-0634-04	43,801.50	\$ 25,542.24	\$ -	25,542.24	\$ 18,259.26
TN1000000010589	100%	L		PT-15-41	Sevierville Police Department	97078-0635-04	50,078.47	\$ 34,150.90	\$ -	34,150.90	\$ 15,927.57
TN1000000010590	100%	L		PT-15-42	Shelby County Sheriff's Office	97279-0662-04	13,677.97	\$ 13,677.97	\$ -	13,677.97	\$ (0.00)
TN1000000010591	100%	L		PT-15-43	Shelby County Sheriff's Office	97279-0661-04	73,218.74	\$ 73,218.74	\$ -	73,218.74	\$ 0.00
TN1000000010592	100%	L		PT-15-44	Signal Mountain Police Department	97133-0633-04	40,000.00	\$ 19,982.63	\$ -	19,982.63	\$ 20,017.37
TN1000000010593	100%	L		PT-15-45	Soddy-Daisy Police Department	97133-0634-04	14,842.13	\$ 9,730.43	\$ -	9,730.43	\$ 5,111.70
TN1000000010594	100%	L		PT-15-46	Tennessee Association of Chiefs of Police	97219-0674-04	103,550.00	\$ 73,233.58	\$ -	73,233.58	\$ 30,316.42
TN1000000010595	100%	L		PT-15-47	Department of Safety & Homeland Security	97219-0682-04	32,160.00	\$ -	\$ 29,600.00	29,600.00	\$ 2,560.00
TN1000000010596	100%	L		PT-15-48	Department of Safety & Homeland Security	97219-0680-04	34,414.45	\$ 13,372.71	\$ 21,041.74	34,414.45	\$ -
TN1000000010597	100%	L		PT-15-49	The University of Tennessee	97147-0662-04	280,000.00	\$ 214,051.12	\$ -	214,051.12	\$ 65,948.88
TN1000000010598	100%	L		PT-15-50	The University of Tennessee	97147-0657-04	96,529.02	\$ 49,849.45	\$ 46,679.57	96,529.02	\$ 0.00
TN1000000010599	100%	L		PT-15-51	The University of Tennessee	97147-0660-04	275,374.82	\$ 194,251.75	\$ -	194,251.75	\$ 81,123.07
TN1000000010600	100%	L		PT-15-52	Tracy City Police Department	97031-0609-04	20,575.67	\$ 10,067.50	\$ -	10,067.50	\$ 10,508.17
TN1000000010601	100%	L		PT-15-53	Tullahoma Police Department	97016-0640-04	11,853.08	\$ 3,747.00	\$ 8,106.08	11,853.08	\$ 0.00
TN1000000010602	100%	L		PT-15-54	Union City Police Department	97066-0618-04	15,000.00	\$ 3,120.44	\$ -	3,120.44	\$ 11,879.56
TN1000000010603	100%	L		PT-15-55	Washington County Sheriff's Department	97090-0694-04	3,146.13	\$ 3,146.13	\$ -	3,146.13	\$ (0.00)
TN1000000010604	100%	L		PT-15-56	Washington County Sheriff's Department	97095-0635-04	24,244.06	\$ 24,244.06	\$ -	24,244.06	\$ -
TN1000000011404	100%	L		PT-15-77	Unicoi County Sheriff's Office	97086-0602-04	15,000.00	\$ 11,287.15	\$ -	11,287.15	\$ 3,712.85
UNALLOCATED						353,592.72					
PSP TOTAL						\$ 3,269,300.12	2,915,707.40	1,878,434.86	\$ 230,738.87	\$ 2,109,173.73	\$ 806,533.67
MC-15						\$ 228,677.24					
Motorcycle Safety CFDA - 20.600											
TN1000000010545	100%	L		MC-15-01	Madison County Sheriff's Department	97005-0700-04	90,925.44	\$ 51,158.53	\$ -	51,158.53	\$ 39,766.91
TN1000000010546	100%	L		MC-15-02	Tennessee Department of Safety & Homeland Security	97147-0653-04	66,556.91	\$ 39,873.17	\$ 26,683.74	66,556.91	\$ -
TN1000000011532	100%	L		MC-15-03	Cambridge Systematics, Inc.	97111-0662-04	41,635.00	\$ 41,635.00	\$ -	41,635.00	\$ -
UNALLOCATED						29,559.89					
PSP TOTAL						\$ 228,677.24	199,117.35	132,666.70	26,683.74	159,350.44	39,766.91
SA-15						\$ 475,000.00					
SAFE COMMUNITIES CFDA - 20.600											
TN1000000010605	100%			SA-15-01	Tennessee Technological University	97071-0659-04	449,475.87	\$ 325,804.65	\$ -	325,804.65	\$ 123,671.22
UNALLOCATED						25,524.13					
PSP TOTAL						\$ 475,000.00	449,475.87	325,804.65	-	325,804.65	123,671.22
EM-15						\$ 95,080.82					
EMERGENCY MEDICAL SERVICES CFDA - 20.600											
TN1000000010537	100%	L		EM-15-01	Madison County Rescue Squad, Inc.	97008-0622-04	10,270.50	\$ 10,270.50	\$ -	10,270.50	\$ -
TN1000000010538	100%	L		EM-15-02	Dandridge Fire Department	97045-0607-04	10,090.00	\$ 10,090.00	\$ -	10,090.00	\$ -
TN1000000010539	100%	L		EM-15-03	Dover Fire Department	97081-0620-04	10,878.55	\$ 10,878.55	\$ -	10,878.55	\$ -
TN1000000010540	100%	L		EM-15-04	Jackson Madison County EMA	97057-0669-04	9,910.00	\$ 5,673.59	\$ -	5,673.59	4,236.41
TN1000000010541	100%	L		EM-15-05	Mount View Volunteer Fire Department	97011-0636-04	10,939.75	\$ 10,939.75	\$ -	10,939.75	\$ -
TN1000000010542	100%	L		EM-15-06	Sevierville Volunteer Fire Department	97029-0615-04	4,940.58	\$ 4,940.58	\$ -	4,940.58	\$ -
TN1000000010543	100%	L		EM-15-07	Vanderbilt University Medical Center	97219-0691-04	10,000.60	\$ 1,566.20	\$ -	1,566.20	8,434.40
TN1000000010544	100%	L		EM-15-08	Maury County Fire Department	97060-0620-04	10,000.00	\$ 9,000.00	\$ 461.84	9,461.84	538.16
UNALLOCATED						18,050.84					
PSP TOTAL						\$ 95,080.82	77,029.98	63,359.17	\$ 461.84	\$ 63,821.01	\$ 13,208.97
TR-15						\$ 629,740.77					
TRAFFIC RECORDS CFDA - 20.600											
TN1000000010606	100%	L		TR-15-01	Department of Safety & Homeland Security	97219-0684-04	600,000.00	\$ 34,269.85	\$ 400,701.34	\$ 434,971.19	\$ 165,028.81

Tennessee Voucher FY 2015

PSP/NUMBER AGREEMENT NUMBER	FED/STATE MATCH	BENEFIT LOCAL	LOCAL MATCH	GHOSO#	NAME OF AGENCY, PSP TITLE & APPROVED PROJECTS	FEDERAL FUNDS OBLIGATED	FEDERAL FUNDS ALLOCATED TO PROJECTS	EXPENDITURES			UNEXPENDED BALANCE
								PRIOR CLAIM	THIS CLAIM	TOTAL CLAIMS	
TR-15					UNALLOCATED	\$ 29,740.77					
PM-15					PSP TOTAL	\$ 629,740.77	600,000.00	34,269.85	400,701.34	434,971.19	165,028.81
TN1000000010991	100%			PM-15-01	CFDA - 20.600 Charles Tombras Advertising	97112-0655-04	100,000.00	\$ 100,000.00	\$ -	\$ 100,000.00	\$ -
TN1000000012308	100%			PM-15-02	SADD, INC.	97112-0674-04	10,000.00	\$ 10,000.00	\$ -	\$ 10,000.00	\$ -
TN1000000012461	100%			PM-15-03	Sinclair Television Group, Inc.	97112-0697-04	2,000.00	\$ -	\$ -	\$ -	\$ 2,000.00
TN1000000012788	100%			PM-15-04	legiate Life Investment Founda	97113-0626-04	2,500.00	\$ -	\$ -	\$ -	\$ 2,500.00
					UNALLOCATED	\$ 27,959.79					
					PSP TOTAL	\$ 139,959.79	114,500.00	110,000.00	-	110,000.00	4,500.00
					TOTAL NHTSA (402) FUNDS	\$ 5,653,386.96	5,045,746.81	3,163,489.20	\$ 673,793.36	\$ 3,837,282.56	\$ 1,208,464.25
154AL-15					SECTION 154 OPEN CONTAINERS	\$ 11,352,277.04					
TN1000000010608	100%	L		154AL-15-00	CFDA - 20.607 Governor's Highway Safety Of	97111-0659-04	900,000.00	\$ 650,037.07	\$ 100,766.46	\$ 750,803.53	\$ 149,196.47
TN1000000010609	100%	L		154AL-15-01	The University of Tennessee	97147-0658-04	600,000.00	\$ 321,371.33	\$ -	\$ 321,371.33	\$ 278,628.67
TN1000000010610	100%			154AL-15-02	The University of Tennessee	97147-0656-04	600,000.00	\$ 346,685.10	\$ -	\$ 346,685.10	\$ 253,314.90
TN1000000010611	100%			154AL-15-03	Tennessee District Attorney Ge	97090-0693-04	143,839.60	\$ 96,099.10	\$ -	\$ 96,099.10	\$ 47,740.50
TN1000000010612	100%	L		154AL-15-04	Tennessee District Attorney Ge	97082-0683-04	148,991.74	\$ 95,358.18	\$ -	\$ 95,358.18	\$ 53,633.56
TN1000000010613	100%	L		154AL-15-05	Tennessee District Attorney Ge	97078-0636-04	195,728.62	\$ 100,190.78	\$ -	\$ 100,190.78	\$ 95,537.84
TN1000000010614	100%	L		154AL-15-06	Tennessee District Attorney Ge	97005-0702-04	181,755.88	\$ 121,115.04	\$ -	\$ 121,115.04	\$ 60,640.84
TN1000000010615	100%	L		154AL-15-07	Tennessee District Attorney Ge	97147-0654-04	256,969.63	\$ 179,271.71	\$ -	\$ 179,271.71	\$ 77,697.92
TN1000000010616	100%	L		154AL-15-08	Tennessee District Attorney Ge	97001-0648-04	198,047.32	\$ 134,553.36	\$ -	\$ 134,553.36	\$ 63,493.96
TN1000000010617	100%	L		154AL-15-09	Tennessee District Attorney Ge	97076-0614-04	183,275.21	\$ 80,430.40	\$ -	\$ 80,430.40	\$ 102,844.81
TN1000000010618	100%	L		154AL-15-10	Tennessee District Attorney Ge	97053-0627-04	184,073.06	\$ 101,079.26	\$ -	\$ 101,079.26	\$ 82,993.80
TN1000000010619	100%	L		154AL-15-11	Tennessee District Attorney Ge	97006-0637-04	157,463.57	\$ 85,184.70	\$ -	\$ 85,184.70	\$ 72,278.87
TN1000000010620	100%	L		154AL-15-12	Tennessee District Attorney Ge	97133-0636-04	155,909.20	\$ 105,986.04	\$ -	\$ 105,986.04	\$ 49,923.16
TN1000000010621	100%	L		154AL-15-13	Tennessee District Attorney Ge	97071-0657-04	208,178.15	\$ 97,355.01	\$ -	\$ 97,355.01	\$ 110,823.14
TN1000000010622	100%	L		154AL-15-14	Tennessee District Attorney Ge	97016-0639-04	160,988.55	\$ 103,209.67	\$ -	\$ 103,209.67	\$ 57,778.88
TN1000000010623	100%	L		154AL-15-15	Tennessee District Attorney Ge	97085-0613-04	172,077.68	\$ 80,801.46	\$ -	\$ 80,801.46	\$ 91,276.22
TN1000000010624	100%	L		154AL-15-16	Tennessee District Attorney Ge	97052-0619-04	180,257.80	\$ 115,714.13	\$ -	\$ 115,714.13	\$ 64,543.67
TN1000000010625	100%	L		154AL-15-17	Tennessee District Attorney Ge	97063-0663-04	185,775.97	\$ 126,677.44	\$ -	\$ 126,677.44	\$ 59,098.53
TN1000000010626	100%	L		154AL-15-18	Tennessee District Attorney Ge	97219-0685-04	399,415.67	\$ 257,259.01	\$ -	\$ 257,259.01	\$ 142,156.66
TN1000000010627	100%	L		154AL-15-19	Tennessee District Attorney Ge	97094-0666-04	176,093.30	\$ 107,985.69	\$ -	\$ 107,985.69	\$ 68,107.61
TN1000000010628	100%	L		154AL-15-20	Tennessee District Attorney Ge	97050-0626-04	180,574.45	\$ 113,372.88	\$ -	\$ 113,372.88	\$ 67,201.57
TN1000000010629	100%	L		154AL-15-21	Tennessee District Attorney Ge	97022-0647-04	152,192.44	\$ 98,130.95	\$ -	\$ 98,130.95	\$ 54,061.49
TN1000000010630	100%	L		154AL-15-22	Tennessee District Attorney Ge	97009-0624-04	195,163.73	\$ 133,183.88	\$ -	\$ 133,183.88	\$ 61,979.85
TN1000000010631	75%	L		154AL-15-23	Tennessee District Attorney Ge	97049-0627-04	180,761.16	\$ 115,306.51	\$ -	\$ 115,306.51	\$ 65,454.65
TN1000000010632	100%	L		154AL-15-24	Tennessee District Attorney Ge	97057-0674-04	170,522.30	\$ 115,568.20	\$ -	\$ 115,568.20	\$ 54,954.10
TN1000000010633	100%	L		154AL-15-25	Tennessee District Attorney Ge	97279-0663-04	264,480.70	\$ 188,842.14	\$ -	\$ 188,842.14	\$ 75,638.56
TN1000000010634	100%	L		154AL-15-26	Tennessee District Attorney Ge	97089-0623-04	190,890.58	\$ 131,249.39	\$ -	\$ 131,249.39	\$ 59,641.19
TN1000000010635	100%	L		154AL-15-27	Tennessee Secondary School	97111-0660-04	60,000.00	\$ 47,603.46	\$ -	\$ 47,603.46	\$ 12,396.54
TN1000000010636	100%	L		154AL-15-28	Ashland City Police Departmen	97011-0633-04	19,930.00	\$ 19,930.00	\$ -	\$ 19,930.00	\$ -
TN1000000010637	100%	L		154AL-15-29	Athens Police Department	97054-0642-04	25,946.00	\$ 25,946.00	\$ -	\$ 25,946.00	\$ -
TN1000000010638	100%	L		154AL-15-30	Baxter Police Department	97071-0652-04	28,873.95	\$ 24,890.44	\$ -	\$ 24,890.44	\$ 3,983.51
TN1000000010639	100%	L		154AL-15-31	Bedford County Sheriff's Depar	97002-0213-04	19,820.00	\$ 7,506.90	\$ -	\$ 7,506.90	\$ 12,313.10
TN1000000010640	100%	L		154AL-15-32	Benton Police Department	97070-0620-04	27,900.00	\$ 15,961.26	\$ -	\$ 15,961.26	\$ 11,938.74
TN1000000010641	100%	L		154AL-15-33	Blount County Sheriff's Departm	97005-0698-04	78,384.00	\$ 51,765.90	\$ -	\$ 51,765.90	\$ 26,618.10
TN1000000010642	100%	L		154AL-15-34	Bradford Police Department	97027-0613-04	15,000.00	\$ 15,000.00	\$ -	\$ 15,000.00	\$ -
TN1000000010643	50%	L		154AL-15-35	Brownsville Police Department	97038-0627-04	32,340.00	\$ 20,847.06	\$ -	\$ 20,847.06	\$ 11,492.94
TN1000000010644	100%	L		154AL-15-36	Campbell County Sheriff's Dep	97007-0624-04	57,768.64	\$ 44,283.06	\$ -	\$ 44,283.06	\$ 13,485.58
TN1000000010645	100%	L		154AL-15-37	Cannon County Sheriff's Depar	97008-0623-04	19,945.44	\$ 16,431.45	\$ 3,513.99	\$ 19,945.44	\$ 0.00
TN1000000010646	100%	L		154AL-15-38	Centerville Police Department	97041-0604-04	14,999.00	\$ 10,338.74	\$ 3,002.80	\$ 13,341.54	\$ 1,657.46
TN1000000010647	100%	L		154AL-15-39	Chattanooga Police Department	97133-0628-04	98,089.90	\$ 11,382.94	\$ 58,971.66	\$ 70,354.60	\$ 27,735.30
TN1000000010648	100%	L		154AL-15-40	Cheatham County Sheriff's Dep	97011-0635-04	26,561.57	\$ 26,561.57	\$ -	\$ 26,561.57	\$ -
TN1000000010649	100%	L		154AL-15-41	Clarksville Police Department	97063-0661-04	217,835.44	\$ 161,084.13	\$ -	\$ 161,084.13	\$ 56,751.31
TN1000000010650	100%	L		154AL-15-42	Cocke County Sheriff's Departm	97015-0616-04	82,540.00	\$ 66,237.48	\$ -	\$ 66,237.48	\$ 16,302.52
TN1000000010651	100%	L		154AL-15-43	Cookeville Police Department	97071-0653-04	25,147.00	\$ 25,147.00	\$ -	\$ 25,147.00	\$ (0.00)
TN1000000010652	100%	L		154AL-15-44	Covington Police Department	97084-0622-04	37,383.79	\$ 37,383.79	\$ -	\$ 37,383.79	\$ -
TN1000000010653	100%	L		154AL-15-45	Cowan Police Department	97026-0638-04	23,385.96	\$ 17,133.51	\$ -	\$ 17,133.51	\$ 6,252.45
TN1000000010654	100%	L		154AL-15-46	Crossville Police Department	97018-0631-04	25,119.32	\$ 19,215.97	\$ 5,903.35	\$ 25,119.32	\$ -
TN1000000010655	100%	L		154AL-15-47	Cumberland County Sheriff's D	97018-0634-04	54,977.00	\$ 39,939.94	\$ -	\$ 39,939.94	\$ 15,037.06
TN1000000010656	100%	L		154AL-15-48	Dandridge Police Department	97045-0608-04	29,522.53	\$ 29,522.53	\$ -	\$ 29,522.53	\$ (0.00)
TN1000000010657	100%	L		154AL-15-49	Dayton Police Department	97072-0625-04	35,666.43	\$ 32,763.15	\$ 2,903.28	\$ 35,666.43	\$ -
TN1000000010658	100%	L		154AL-15-50	Decatur County Sheriff's Office	97020-0608-04	19,987.49	\$ 14,549.87	\$ -	\$ 14,549.87	\$ 5,437.62
TN1000000010659	100%	L		154AL-15-51	Dickson County Sheriff's Office	97022-0645-04	31,570.49	\$ 26,472.26	\$ 4,824.61	\$ 31,296.87	\$ 273.62
TN1000000010660	100%	L		154AL-15-52	Dover Police Department	97081-0621-04	8,778.39	\$ 6,698.13	\$ 2,080.26	\$ 8,778.39	\$ 0.00
TN1000000010661	100%	L		154AL-15-53	Dresden Police Department	97092-0633-04	17,228.83	\$ 15,092.58	\$ 2,136.25	\$ 17,228.83	\$ 0.00

Tennessee Voucher FY 2015

PSP/NUMBER AGREEMENT NUMBER	FED/STATE MATCH	BENEFIT LOCAL	LOCAL MATCH	GHSO#	NAME OF AGENCY, PSP TITLE & APPROVED PROJECTS	FEDERAL FUNDS OBLIGATED	FEDERAL FUNDS ALLOCATED TO PROJECTS	EXPENDITURES			UNEXPENDED BALANCE
								PRIOR CLAIM	THIS CLAIM	TOTAL CLAIMS	
TN100000010662	100%	L		154AL-15-54	Dunlap Police Department	97077-0615-04	38,062.18	\$ 32,394.41	\$ -	\$ 32,394.41	\$ 5,667.77
TN100000010663	100%	L		154AL-15-55	Erin Police Department	97042-0611-04	11,998.04	\$ 9,737.89	\$ 2,260.15	\$ 11,998.04	\$ -
TN100000010664	100%	L		154AL-15-56	Etowah Police Department	97054-0644-04	19,319.40	\$ 1,182.67	\$ 13,404.91	\$ 14,587.58	\$ 4,731.82
TN100000010665	100%	L		154AL-15-57	Fairview Police Department	97094-0664-04	44,226.51	\$ 44,226.51	\$ -	\$ 44,226.51	\$ -
TN100000010666	100%	L		154AL-15-58	Fayette County Sheriff's Office	97024-0624-04	24,954.84	\$ 13,107.03	\$ -	\$ 13,107.03	\$ 11,847.81
TN100000010667	100%	L		154AL-15-59	Fentress County Sheriff's Depa	97025-0617-04	37,114.18	\$ 35,106.68	\$ 2,007.50	\$ 37,114.18	\$ -
TN100000010668	100%	L		154AL-15-60	Franklin County Sheriff's Depa	97026-0639-04	24,876.22	\$ 22,171.65	\$ 2,704.57	\$ 24,876.22	\$ -
TN100000010669	100%	L		154AL-15-61	Franklin Police Department	97094-0665-04	50,000.00	\$ 25,126.39	\$ -	\$ 25,126.39	\$ 24,873.61
TN100000010670	100%	L		154AL-15-62	Grainger County Sheriff's Depa	97029-0613-04	19,633.97	\$ 16,503.87	\$ 3,130.10	\$ 19,633.97	\$ 0.00
TN100000010671	100%	L		154AL-15-63	Halls Police Department	97049-0625-04	20,000.00	\$ 9,808.84	\$ -	\$ 9,808.84	\$ 10,191.16
TN100000010672	100%	L		154AL-15-64	Hamilton County Sheriff's Offic	97133-0630-04	148,245.00	\$ 81,344.76	\$ -	\$ 81,344.76	\$ 66,900.24
TN100000010673	100%	L		154AL-15-65	Hardeman County Sheriff's De	97035-0625-04	41,314.48	\$ 30,225.90	\$ -	\$ 30,225.90	\$ 11,088.58
TN100000010674	100%	L		154AL-15-66	Hardin County Sheriff's Depart	97036-0621-04	25,052.33	\$ 4,609.16	\$ -	\$ 4,609.16	\$ 20,443.17
TN100000010675	100%	L		154AL-15-67	Harriman Police Department	97073-0628-04	15,088.39	\$ 4,617.69	\$ -	\$ 4,617.69	\$ 10,470.70
TN100000010676	100%	L		154AL-15-68	Hawkins County Sheriff's Depa	97037-0631-04	64,285.93	\$ 51,483.78	\$ 12,802.15	\$ 64,285.93	\$ 0.00
TN100000010677	100%	L		154AL-15-69	Humphreys County Sheriff's Of	97043-0608-04	63,599.58	\$ 57,325.50	\$ 6,274.08	\$ 63,599.58	\$ -
TN100000010678	100%	L		154AL-15-70	Jackson County Sheriff's Depa	97044-0617-04	20,934.07	\$ 11,789.65	\$ -	\$ 11,789.65	\$ 9,144.42
TN100000010679	100%	L		154AL-15-71	Jackson Police Department	97057-0670-04	99,345.15	\$ 76,235.68	\$ -	\$ 76,235.68	\$ 23,109.47
TN100000010680	100%	L		154AL-15-72	Jamestown Police Department	97025-0618-04	22,147.08	\$ 10,427.93	\$ -	\$ 10,427.93	\$ 11,719.15
TN100000010681	100%	L		154AL-15-73	Jasper Police Department	97058-0619-04	19,155.07	\$ 11,169.67	\$ 7,985.40	\$ 19,155.07	\$ -
TN100000010682	100%	L		154AL-15-74	Johnson City Police Departmen	97090-0692-04	21,350.50	\$ 11,568.01	\$ -	\$ 11,568.01	\$ 9,782.49
TN100000010683	100%	L		154AL-15-75	Knoxville Police Department	97147-0650-04	96,940.59	\$ 43,126.31	\$ 53,814.28	\$ 96,940.59	\$ 0.00
TN100000010684	100%	L		154AL-15-76	Lauderdale County Sheriff's De	97049-0626-04	21,089.13	\$ 19,895.26	\$ 1,193.87	\$ 21,089.13	\$ -
TN100000010685	100%	L		154AL-15-77	LaVergne Police Department	97075-0653-04	30,032.20	\$ 21,337.42	\$ 8,694.78	\$ 30,032.20	\$ 0.00
TN100000010686	100%	L		154AL-15-78	Lawrence County Sheriff's Dep	97050-0624-04	29,635.00	\$ 29,635.00	\$ -	\$ 29,635.00	\$ -
TN100000010687	100%	L		154AL-15-79	Lebanon Police Department	97095-0633-04	16,052.01	\$ 16,052.01	\$ -	\$ 16,052.01	\$ (0.00)
TN100000010688	100%	L		154AL-15-80	Lexington Police Department	97039-0628-04	32,780.00	\$ 20,100.54	\$ -	\$ 20,100.54	\$ 12,679.46
TN100000010689	100%	L		154AL-15-81	Lincoln County Sheriff's Depart	97052-0618-04	19,855.34	\$ 11,967.92	\$ 7,887.42	\$ 19,855.34	\$ -
TN100000010690	100%	L		154AL-15-82	Manchester Police Department	97016-0638-04	30,147.45	\$ 30,147.45	\$ -	\$ 30,147.45	\$ -
TN100000010691	100%	L		154AL-15-83	Maryville Police Department	97005-0701-04	64,287.63	\$ 49,691.59	\$ 14,596.04	\$ 64,287.63	\$ -
TN100000010692	100%	L		154AL-15-84	Maury County Sheriff's Departm	97060-0621-04	34,085.06	\$ 9,934.68	\$ 24,150.38	\$ 34,085.06	\$ -
TN100000010693	100%	L		154AL-15-85	McKenzie Police Department	97009-0623-04	27,288.63	\$ 6,395.24	\$ -	\$ 6,395.24	\$ 20,893.39
TN100000010694	100%	L		154AL-15-86	McMinn County Sheriff's Depa	97054-0646-04	41,337.66	\$ 16,574.38	\$ 15,450.16	\$ 32,024.54	\$ 9,313.12
TN100000010695	100%	L		154AL-15-87	McMinnville Police Department	97089-0622-04	31,344.71	\$ 24,107.47	\$ -	\$ 24,107.47	\$ 7,237.24
TN100000010696	100%	L		154AL-15-88	Meigs County Sheriff's Departm	97061-0609-04	30,223.40	\$ 19,278.92	\$ 10,944.48	\$ 30,223.40	\$ -
TN100000010697	100%	L		154AL-15-89	Memphis Police Department	97279-0657-04	823,430.00	\$ 332,439.63	\$ -	\$ 332,439.63	\$ 490,990.37
TN100000010698	100%	L		154AL-15-90	Metro Moore County Sheriffs D	97064-0608-04	16,808.26	\$ 16,808.26	\$ -	\$ 16,808.26	\$ (0.00)
TN100000010699	100%	L		154AL-15-91	Metropolitan Nashville Police D	97219-0670-04	854,808.55	\$ 259,063.76	\$ -	\$ 259,063.76	\$ 595,744.79
TN100000010700	100%	L		154AL-15-92	Middleton Police Department	97035-0626-04	24,876.00	\$ 15,029.67	\$ -	\$ 15,029.67	\$ 9,846.33
TN100000010701	100%	L		154AL-15-93	Milan Police Department	97027-0614-04	39,335.11	\$ 33,021.92	\$ -	\$ 33,021.92	\$ 6,313.19
TN100000010702	100%	L		154AL-15-94	Monterey Police Department	97071-0656-04	12,035.90	\$ 11,528.28	\$ 507.62	\$ 12,035.90	\$ -
TN100000010703	100%	L		154AL-15-95	Morristown Police Department	97032-0618-04	20,000.00	\$ 14,131.70	\$ -	\$ 14,131.70	\$ 5,868.30
TN100000010704	100%	L		154AL-15-96	Mount Carmel Police Departme	97037-0632-04	20,985.00	\$ 7,909.83	\$ -	\$ 7,909.83	\$ 13,075.17
TN100000010705	100%	L		154AL-15-97	Oakland Police Department	97024-0626-04	24,475.00	\$ 4,196.46	\$ -	\$ 4,196.46	\$ 20,278.54
TN100000010706	100%	L		154AL-15-98	Overton County Sheriff's Depa	97067-0612-04	29,224.95	\$ 21,334.19	\$ -	\$ 21,334.19	\$ 7,890.76
TN100000010707	100%	L		154AL-15-99	Red Bank Police Department	97133-0632-04	19,993.86	\$ 17,243.75	\$ 2,750.11	\$ 19,993.86	\$ -
TN100000010708	100%	L		154AL-15-100	Rhea County Sheriff's Departm	97072-0626-04	41,105.50	\$ 29,943.30	\$ -	\$ 29,943.30	\$ 11,162.20
TN100000010709	100%	L		154AL-15-101	Ridgetop Police Department	97074-0619-04	16,876.01	\$ 16,876.01	\$ -	\$ 16,876.01	\$ 0.00
TN100000010710	100%	L		154AL-15-102	Roane County Sheriff's Office	97073-0629-04	75,183.74	\$ 75,183.74	\$ -	\$ 75,183.74	\$ -
TN100000010711	100%	L		154AL-15-103	Rutherford County Sheriff's Off	97075-0657-04	108,614.91	\$ 77,749.18	\$ -	\$ 77,749.18	\$ 30,865.73
TN100000010712	100%	L		154AL-15-104	Rutledge Police Department	97029-0614-04	20,738.98	\$ 4,207.78	\$ 16,531.20	\$ 20,738.98	\$ -
TN100000010713	100%	L		154AL-15-105	Saint Joseph Police Departmen	97050-0625-04	9,152.00	\$ 6,744.00	\$ -	\$ 6,744.00	\$ 2,408.00
TN100000010714	100%	L		154AL-15-106	Sequatchie County Sheriff's De	97077-0616-04	24,836.76	\$ 16,460.95	\$ -	\$ 16,460.95	\$ 8,375.81
TN100000010715	100%	L		154AL-15-107	Shelby County Sheriff's Office	97279-0660-04	225,000.00	\$ 145,008.56	\$ -	\$ 145,008.56	\$ 79,991.44
TN100000010716	100%	L		154AL-15-108	Shelbyville Police Department	97002-0214-04	30,384.29	\$ 25,132.90	\$ 5,101.39	\$ 30,234.29	\$ 150.00
TN100000010717	100%	L		154AL-15-109	Smith County Sheriff's Office	97080-0609-04	33,306.11	\$ 28,361.72	\$ 4,944.39	\$ 33,306.11	\$ -
TN100000010718	100%	L		154AL-15-110	Smithville Police Department	97021-0615-04	25,000.00	\$ 1,357.44	\$ 5,985.44	\$ 7,342.88	\$ 17,657.12
TN100000010719	100%	L		154AL-15-111	Smyrna Police Department	97075-0659-04	24,589.00	\$ 7,800.84	\$ 15,999.22	\$ 23,800.06	\$ 788.94
TN100000010720	100%	L		154AL-15-112	Soddy-Daisy Police Department	97133-0635-04	25,628.03	\$ 21,537.89	\$ 4,090.14	\$ 25,628.03	\$ 0.00
TN100000010721	100%	L		154AL-15-113	Spring City Police Department	97072-0627-04	18,995.00	\$ 10,740.59	\$ -	\$ 10,740.59	\$ 8,254.41
TN100000010722	100%	L		154AL-15-114	Spring Hill Police Department	97060-0622-04	518.90	\$ 518.90	\$ -	\$ 518.90	\$ 0.00
TN100000010723	100%	L		154AL-15-115	Springfield Police Department	97074-0621-04	28,272.97	\$ 19,665.91	\$ 8,607.06	\$ 28,272.97	\$ -
TN100000010724	100%	L		154AL-15-116	Stewart County Sheriff's Office	97081-0623-04	15,633.74	\$ 15,633.74	\$ -	\$ 15,633.74	\$ (0.00)
TN100000010725	100%	L		154AL-15-117	Sullivan County Sheriff's Depa	97082-0682-04	82,344.00	\$ 31,193.11	\$ -	\$ 31,193.11	\$ 51,150.89
TN100000010726	100%	L		154AL-15-118	Tennessee Alcoholic Beverage	97219-0673-04	124,000.00	\$ 96,081.05	\$ 26,481.73	\$ 122,562.78	\$ 1,437.22
TN100000010727	100%	L		154AL-15-119	Tipton County Sheriff's Departm	97084-0623-04	38,682.69	\$ 27,198.76	\$ 11,483.93	\$ 38,682.69	\$ -
TN100000010728	100%	L		154AL-15-120	Toone Police Department	97035-0627-04	25,198.75	\$ 19,400.50	\$ 5,798.25	\$ 25,198.75	\$ -
TN100000010729	100%	L		154AL-15-121	Union City Police Department	97066-0619-04	24,949.63	\$ 24,949.63	\$ -	\$ 24,949.63	\$ -

PSP/NUMBER AGREEMENT NUMBER	FED/STATE MATCH	BENEFIT LOCAL	LOCAL MATCH	GHOS#	NAME OF AGENCY, PSP TITLE & APPROVED PROJECTS	FEDERAL FUNDS OBLIGATED	FEDERAL FUNDS ALLOCATED TO PROJECTS	EXPENDITURES			UNEXPENDED BALANCE
								PRIOR CLAIM	THIS CLAIM	TOTAL CLAIMS	
TN1000000010730	100%	L		154AL-15-122	Union County Sheriff's Depart	97087-0607-04	17,949.36	\$ 17,949.36	\$ -	\$ 17,949.36	\$ -
TN1000000010731	100%	L		154AL-15-123	University of Memphis, Police S	97279-0664-04	40,159.50	\$ 28,212.10	\$ 11,947.40	\$ 40,159.50	\$ -
TN1000000010732	100%	L		154AL-15-124	Warren County Sheriff's Depar	97089-0625-04	45,897.80	\$ 39,658.86	\$ -	\$ 39,658.86	\$ 6,238.94
TN1000000010733	100%	L		154AL-15-125	Washington County Sheriff's D	97090-0696-04	25,424.33	\$ 25,424.33	\$ -	\$ 25,424.33	\$ (0.00)
TN1000000010734	100%	L		154AL-15-126	Watertown Police Department	97095-0634-04	6,280.00	\$ 6,280.00	\$ -	\$ 6,280.00	\$ -
TN1000000010735	100%	L		154AL-15-127	Weakley County Sheriff's Depa	97092-0635-04	20,234.84	\$ 20,234.84	\$ -	\$ 20,234.84	\$ -
TN1000000010736	100%	L		154AL-15-128	White County Sheriff's Departm	97093-0613-04	21,373.92	\$ 15,460.97	\$ 5,912.95	\$ 21,373.92	\$ (0.00)
TN1000000010737	100%	L		154AL-15-129	White House Police Departmen	97083-0655-04	19,999.64	\$ 14,336.79	\$ -	\$ 14,336.79	\$ 5,662.85
TN1000000010738	100%	L		154AL-15-130	Whiteville Police Department	97035-0628-04	8,454.53	\$ 5,706.79	\$ 2,747.74	\$ 8,454.53	\$ -
TN1000000010739	100%	L		154AL-15-131	Williamson County Sheriff's De	97094-0668-04	65,600.43	\$ 61,050.76	\$ 4,549.67	\$ 65,600.43	\$ (0.00)
TN1000000010740	100%	L		154AL-15-132	Woodbury Police Department	97008-0624-04	24,998.92	\$ (28,602.48)	\$ -	\$ (28,602.48)	\$ 53,601.40
TN1000000010741	100%	L		154AL-15-133	ASAP of Anderson County	97001-0646-04	29,152.60	\$ 18,410.27	\$ -	\$ 18,410.27	\$ 10,742.33
TN1000000010742	100%	L		154AL-15-134	Martin Police Department	97092-0634-04	49,261.08	\$ 37,130.34	\$ 12,130.74	\$ 49,261.08	\$ -
TN1000000010743	100%	L		154AL-15-135	Memphis Police Department	97279-0659-04	107,990.00	\$ 67,453.69	\$ -	\$ 67,453.69	\$ 40,536.31
TN1000000010744	100%	L		154AL-15-136	Metropolitan Drug Commissio	97147-0652-04	80,000.00	\$ 33,671.66	\$ -	\$ 33,671.66	\$ 46,328.34
TN1000000010745	100%	L		154AL-15-137	Mothers Against Drunk Driving	97219-0672-04	92,577.72	\$ 55,061.50	\$ -	\$ 55,061.50	\$ 37,516.22
TN1000000010746	100%	L		154AL-15-138	Murfreesboro Housing Authorit	97075-0654-04	94,236.34	\$ 74,525.30	\$ -	\$ 74,525.30	\$ 19,711.04
TN1000000010747	100%	L		154AL-15-139	Tennessee District Attorney Ge	97075-0660-04	197,350.81	\$ 80,189.17	\$ -	\$ 80,189.17	\$ 117,161.64
UNALLOCATED						\$ (1,693,577.58)					
154AL-15 PSP TOTAL						\$ 11,352,277.04	13,045,854.62	7,916,723.61	\$ 516,971.91	\$ 8,433,695.52	\$ 4,612,159.10
154PM-15 SECTION 154 PAID MEDIA CFDA - 20.607						\$ 2,906,813.08					
TN1000000010748	100%			154PM-15-01	Alliance Sports Marketing, LLC	97112-0601-04	165,000.00	\$ 165,000.00	\$ -	\$ 165,000.00	\$ -
TN1000000010749	100%			154PM-15-02	Alliance Sports Marketing, LLC	97112-0602-04	100,000.00	\$ 100,000.00	\$ -	\$ 100,000.00	\$ -
TN1000000010750	100%			154PM-15-03	Cumulus Broadcasting, LLC	97112-0605-04	60,000.00	\$ 60,000.00	\$ -	\$ 60,000.00	\$ -
TN1000000010751	100%			154PM-15-04	Doug Matthews DBA Chat Rat	97112-0607-04	15,000.00	\$ 15,000.00	\$ -	\$ 15,000.00	\$ -
TN1000000010752	100%			154PM-15-05	IMG Communications, Inc., DE	97112-0610-04	112,500.00	\$ 112,500.00	\$ -	\$ 112,500.00	\$ -
TN1000000010753	100%			154PM-15-06	IMG Communications, Inc., DE	97112-0612-04	40,833.34	\$ 40,833.34	\$ -	\$ 40,833.34	\$ -
TN1000000010754	100%			154PM-15-07	Learfield Communicatins, Inc.	97112-0614-04	72,000.00	\$ 72,000.00	\$ -	\$ 72,000.00	\$ -
TN1000000010755	100%			154PM-15-08	Learfield Communications, Inc	97112-0616-04	8,333.34	\$ 8,333.34	\$ -	\$ 8,333.34	\$ -
TN1000000010756	100%			154PM-15-09	Learfield Communications, Inc	97112-0618-04	13,500.00	\$ 13,500.00	\$ -	\$ 13,500.00	\$ -
TN1000000010757	100%			154PM-15-10	Memphis Basketball, LLC	97112-0619-04	60,000.00	\$ 60,000.00	\$ -	\$ 60,000.00	\$ -
TN1000000010758	100%			154PM-15-11	Music City, Bowl, Inc.	97112-0622-04	60,000.00	\$ 60,000.00	\$ -	\$ 60,000.00	\$ -
TN1000000010759	100%			154PM-15-12	Music City, Inc.	97112-0623-04	30,000.00	\$ 30,000.00	\$ -	\$ 30,000.00	\$ -
TN1000000010760	100%			154PM-15-13	Nashville, Hockey Club, LP	97112-0625-04	87,500.00	\$ 87,500.00	\$ -	\$ 87,500.00	\$ -
TN1000000010761	100%			154PM-15-14	Sinclair TV of Tennessee, Inc.	97112-0627-04	36,000.00	\$ 36,000.00	\$ -	\$ 36,000.00	\$ -
TN1000000010762	100%			154PM-15-15	Tee Up Media, Inc.	97112-0629-04	15,000.00	\$ 15,000.00	\$ -	\$ 15,000.00	\$ -
TN1000000010763	100%			154PM-15-16	Tennessee Football Inc.	97112-0631-04	73,334.00	\$ 73,334.00	\$ -	\$ 73,334.00	\$ -
TN1000000010764	100%			154PM-15-17	The Liberty Bowl Festival Ass	97112-0632-04	60,000.00	\$ 60,000.00	\$ -	\$ 60,000.00	\$ -
TN1000000010765	100%			154PM-15-18	WVLT-TV, Inc.	97112-0634-04	20,000.00	\$ 20,000.00	\$ -	\$ 20,000.00	\$ -
TN1000000010766	100%			154PM-15-19	Cumulus Broadcasting, LLC	97112-0636-04	20,587.50	\$ 20,587.50	\$ -	\$ 20,587.50	\$ -
TN1000000010767	100%			154PM-15-20	Charlotte Eakes DBA The Pac	97112-0639-04	45,000.00	\$ 45,000.00	\$ -	\$ 45,000.00	\$ -
TN1000000010768	100%			154PM-15-21	Cumulus Broadcasting, LLC	97112-0641-04	11,250.00	\$ 11,200.00	\$ -	\$ 11,200.00	\$ 50.00
TN1000000010769	100%			154PM-15-22	Ron-Mon Productions, LLC	97112-0649-04	10,000.00	\$ 10,000.00	\$ -	\$ 10,000.00	\$ -
TN1000000010958	100%			154PM-15-23	Cumulus Radio Corporation	97112-0652-04	15,000.00	\$ 15,000.00	\$ -	\$ 15,000.00	\$ -
TN1000000010993	100%			154PM-15-24	Charles Tombras Advertising	97112-0653-04	1,250,000.00	\$ 1,077,824.04	\$ 68,093.61	\$ 1,145,917.65	\$ 104,082.35
TN1000000011036	100%			154PM-15-25	Alliance Sport Marketing, LLC	97112-0658-04	25,000.00	\$ 25,000.00	\$ -	\$ 25,000.00	\$ -
TN1000000011232	100%			154PM-15-26	Cumulus Broadcasting, LLC	97112-0659-04	72,500.00	\$ 71,564.00	\$ -	\$ 71,564.00	\$ 936.00
TN1000000011366	100%			154PM-15-27	RNS Communications, Inc. DE	97112-0660-04	47,810.00	\$ 43,029.00	\$ -	\$ 43,029.00	\$ 4,781.00
TN1000000011425	100%			154PM-15-28	TN Secondary School Athletic	97112-0661-04	63,333.32	\$ 31,666.66	\$ -	\$ 31,666.66	\$ 31,666.66
TN1000000011429	100%			154PM-15-29	Sinclair Television Group, Inc.	97112-0662-04	20,000.00	\$ 20,000.00	\$ -	\$ 20,000.00	\$ -
TN1000000011430	100%			154PM-15-30	Tee Up Media, Inc.	97112-0663-04	37,560.00	\$ 28,170.00	\$ -	\$ 28,170.00	\$ 9,390.00
TN1000000011431	100%			154PM-15-31	Cumulus Broadcasting, LLC	97112-0664-04	7,500.00	\$ 7,500.00	\$ -	\$ 7,500.00	\$ -
TN1000000011535	100%			154PM-15-32	Memphis in May International	97112-0665-04	7,000.00	\$ 7,000.00	\$ -	\$ 7,000.00	\$ -
TN1000000011800	100%			154PM-15-33	Doug Matthews DBA Chat Rat	97112-0670-04	10,833.29	\$ 9,999.96	\$ -	\$ 9,999.96	\$ 833.33
TN1000000011801	100%			154PM-15-34	Music City Hall LLC	97112-0668-04	20,000.00	\$ 20,000.00	\$ -	\$ 20,000.00	\$ -
TN1000000011802	100%			154PM-15-35	The Rotary Club of Franklin at	97112-0669-04	3,500.00	\$ 3,500.00	\$ -	\$ 3,500.00	\$ -
TN1000000011803	100%			154PM-15-36	Meredith Corporation	97112-0666-04	30,000.00	\$ 20,000.00	\$ -	\$ 20,000.00	\$ 10,000.00
TN1000000012012	100%			154PM-15-37	Midwest Communications, Inc.	97112-0672-04	5,892.81	\$ 5,892.81	\$ -	\$ 5,892.81	\$ (0.00)
TN1000000012247	100%			154PM-15-38	Summit Management Corpora	97112-0675-04	60,000.00	\$ 60,000.00	\$ -	\$ 60,000.00	\$ -
TN1000000012789	100%			154PM-15-39	IMG Communications, Inc., DE	97112-0678-04	11,666.66	\$ 11,666.66	\$ -	\$ 11,666.66	\$ -
TN1000000012790	100%			154PM-15-40	Learfield Communications, Inc	97112-0679-04	1,666.66	\$ 1,666.66	\$ -	\$ 1,666.66	\$ -
TN1000000012791	100%			154PM-15-41	Learfield Communicatins, Inc.	97112-0680-04	4,500.00	\$ 4,500.00	\$ -	\$ 4,500.00	\$ -
TN1000000012462	100%			154PM-15-42	WVLT-TV, Inc.	97112-0682-04	20,000.00	\$ 10,000.00	\$ -	\$ 20,000.00	\$ -
TN1000000012463	100%			154PM-15-43	Cumulus Broadcsting, LLC	97112-0683-04	6,862.50	\$ -	\$ 6,862.50	\$ 6,862.50	\$ -
TN1000000012464	100%			154PM-15-44	Cumulus Broadcsting, LLC	97112-0684-04	3,750.00	\$ 1,875.00	\$ -	\$ 1,875.00	\$ 1,875.00

Tennessee Voucher FY 2015

PSP/NUMBER AGREEMENT NUMBER	FED/STATE MATCH	BENEFIT LOCAL	LOCAL MATCH	GHSO#	NAME OF AGENCY, PSP TITLE & APPROVED PROJECTS	FEDERAL FUNDS OBLIGATED	FEDERAL FUNDS ALLOCATED TO PROJECTS	EXPENDITURES			UNEXPENDED BALANCE
								PRIOR CLAIM	THIS CLAIM	TOTAL CLAIMS	
TN100000012465	100%			154PM-15-45	Tuned in Broadcasting, Inc.	97112-0685-04	10,000.00	\$ 10,000.00	\$ -	\$ 10,000.00	\$ -
TN100000012466	100%			154PM-15-46	Cumulus Radio Corporation	97112-0686-04	5,000.00	\$ -	\$ -	\$ -	\$ 5,000.00
TN100000012467	100%			154PM-15-47	Tee Up Media, Inc.	97112-0687-04	15,000.00	\$ 15,000.00	\$ -	\$ 15,000.00	\$ -
TN100000012468	100%			154PM-15-48	Tennessee Football Inc.	97112-0688-04	36,666.67	\$ 36,666.00	\$ -	\$ 36,666.00	\$ 0.67
TN100000012469	100%			154PM-15-49	Cumulus Broadcasting, LLC	97112-0689-04	40,000.00	\$ 20,000.00	\$ 20,000.00	\$ 40,000.00	\$ -
TN100000012792	100%			154PM-15-50	IMG Communications, Inc., DB	97112-0690-04	37,500.00	\$ 37,500.00	\$ -	\$ 37,500.00	\$ -
TN100000012470	100%			154PM-15-51	Learfield Communications, Inc	97112-0691-04	28,000.00	\$ 28,000.00	\$ -	\$ 28,000.00	\$ -
TN100000012471	100%			154PM-15-52	Nashville, Hockey Club, LP	97112-0692-04	12,500.00	\$ -	\$ -	\$ -	\$ 12,500.00
TN100000012472	100%			154PM-15-53	Sinclair TV of Tennessee, Inc.	97112-0693-04	36,000.00	\$ -	\$ -	\$ -	\$ 36,000.00
TN100000012473	100%			154PM-15-54	Charlotte Eakes DBA The Pace	97112-0694-04	15,000.00	\$ 15,000.00	\$ -	\$ 15,000.00	\$ -
TN100000012474	100%			154PM-15-55	Doug Matthews DBA Chat Rat	97112-0695-04	10,000.00	\$ 4,000.00	\$ 4,000.00	\$ 8,000.00	\$ 2,000.00
TN100000012475	100%			154PM-15-56	Young Broadcastng of Nashville	97113-0616-04	20,000.00	\$ 20,000.00	\$ -	\$ 20,000.00	\$ -
TN100000012476	100%			154PM-15-57	Ron-Mon Productions, LLC	97113-0617-04	10,000.00	\$ 10,000.00	\$ -	\$ 10,000.00	\$ -
TN100000012793	100%			154PM-15-58	Middle TN Football Classic, LL	97113-0620-04	2,500.00	\$ 2,500.00	\$ -	\$ 2,500.00	\$ -
TN100000012794	100%			154PM-15-59	Cumulus Broadcasting, LLC	97113-0625-04	4,000.00	\$ -	\$ -	\$ -	\$ 4,000.00
TN100000012795	100%			154PM-15-60	Raycom Media, Inc., DBA WM	97113-0627-04	6,000.00	\$ -	\$ 6,000.00	\$ 6,000.00	\$ -
TN100000012796	100%			154PM-15-61	WNSR Nashville Sports Radio	97113-0628-04	1,548.00	\$ -	\$ 1,548.00	\$ 1,548.00	\$ -
TN100000013098	100%			154PM-15-62	Ramon Cisneros DBA Millenni	97113-0646-04	1,500.00	\$ -	\$ -	\$ -	\$ 1,500.00
UNALLOCATED						\$ (224,615.01)					
154PM-15 PSP TOTAL						\$ 2,906,813.08	3,131,428.09	2,790,308.97	116,504.11	2,906,813.08	224,615.01
SECTION 154 HAZARD ELIMINAT						\$ 6,654,636.80					
CFDA - 20.607											
TN100000010191	100%			154HE-15-01	NHTSA-HE-49(33)	97074-0216-04	\$ 646.68	\$ 646.68	\$ -	\$ 646.68	\$ -
TN100000010192	100%			154HE-15-02	NHTSA-HE-FY06(29)	97106-1692-04	\$ 4,552.92	\$ 4,552.92	\$ -	\$ 4,552.92	\$ -
TN100000010193	100%			154HE-15-03	NHTSA-HE-FY08(1)	97107-1698-04	\$ 28,438.95	\$ 28,438.95	\$ -	\$ 28,438.95	\$ -
TN100000010194	100%			154HE-15-04	NHTSA-HE-33(92)	97005-1278-04	\$ 317.60	\$ 317.60	\$ -	\$ 317.60	\$ -
TN100000010195	100%			154HE-15-05	NHTSA-HE-56(74)	97044-1215-04	\$ -	\$ -	\$ -	\$ -	\$ -
TN100000010196	100%			154HE-15-06	NHTSA-HE-33(104)	97005-0288-04	\$ 59,207.96	\$ 59,207.96	\$ -	\$ 59,207.96	\$ -
TN100000010197	100%			154HE-15-07	NHTSA-HE-345(1)	97013-1205-04	\$ 84.64	\$ 84.64	\$ -	\$ 84.64	\$ (0.00)
TN100000010198	100%			154HE-15-08	NHTSA-HE-73(59)	97053-0224-04	\$ -	\$ -	\$ -	\$ -	\$ -
TN100000010199	100%			154HE-15-09	NHTSA-HE-48(47)	97063-0252-04	\$ 966.67	\$ 966.67	\$ -	\$ 966.67	\$ -
TN100000010200	100%			154HE-15-10	NHTSA-HE-113(21)	97032-1214-04	\$ 4,904.07	\$ 4,904.07	\$ -	\$ 4,904.07	\$ -
TN100000010201	100%			154HE-15-11	NHTSA-HE-REG3(123)	97110-0489-04	\$ 184.68	\$ 184.68	\$ -	\$ 184.68	\$ -
TN100000010202	100%			154HE-15-12	NHTSA-HE-2(110)	97053-2215-04	\$ 8,741.77	\$ 8,741.77	\$ -	\$ 8,741.77	\$ -
TN100000010203	100%			154HE-15-13	NHTSA-HE-61(28)	97001-2238-04	\$ -	\$ -	\$ -	\$ -	\$ -
TN100000010204	100%			154HE-15-14	NHTSA-HE-33(103)	97147-1227-04	\$ 52,241.59	\$ 52,241.59	\$ -	\$ 52,241.59	\$ -
TN100000010205	100%			154HE-15-15	NHTSA-HE-111(87)	97069-0203-04	\$ -	\$ -	\$ -	\$ -	\$ -
TN100000010207	100%			154HE-15-16	NHTSA-HE-10(55)	97052-0214-04	\$ 28.80	\$ 28.80	\$ -	\$ 28.80	\$ 0.00
TN100000010208	100%			154HE-15-17	NHTSA-HE-111(87)	97005-2278-04	\$ -	\$ -	\$ -	\$ -	\$ -
TN100000010209	100%			154HE-15-18	NHTSA-HE-111(87)	97067-0209-04	\$ 51.90	\$ 51.90	\$ -	\$ 51.90	\$ (0.00)
TN100000010210	100%			154HE-15-19	NHTSA-HE-49(32)	97042-0207-04	\$ 262.28	\$ 262.28	\$ -	\$ 262.28	\$ 0.00
TN100000010211	100%			154HE-15-20	NHTSA-HE-33(106)	97110-0291-04	\$ 607.69	\$ 607.69	\$ -	\$ 607.69	\$ (0.00)
TN100000010212	100%			154HE-15-21	NHTSA-HE-9900(72)	97110-0292-04	\$ 1,243.05	\$ 1,243.05	\$ -	\$ 1,243.05	\$ -
TN100000010213	100%			154HE-15-22	NHTSA-HE-115(40)	97147-3219-04	\$ -	\$ -	\$ -	\$ -	\$ -
TN100000010215	100%			154HE-15-23	NHTSA-HE-60(25)	97006-0233-04	\$ 63.52	\$ 63.52	\$ -	\$ 63.52	\$ -
TN100000010216	100%			154HE-15-24	NHTSA-HE-345(1)	97013-2205-04	\$ 2,257.61	\$ 2,257.61	\$ -	\$ 2,257.61	\$ -
TN100000010217	100%			154HE-15-25	NHTSA-HE-115(50)	97005-0290-04	\$ -	\$ -	\$ -	\$ -	\$ -
TN100000010218	100%			154HE-15-26	NHTSA-HE-1(314)	97029-0209-04	\$ -	\$ -	\$ -	\$ -	\$ -
TN100000010219	100%			154HE-15-27	NHTSA-HE-9900(74)	97110-0296-04	\$ -	\$ -	\$ -	\$ -	\$ -
TN100000010220	100%			154HE-15-28	NHTSA-HE-58(39)	97133-0215-04	\$ 13,438.78	\$ 13,438.78	\$ -	\$ 13,438.78	\$ -
TN100000010221	100%			154HE-15-29	NHTSA-HE-REG1(110)	97110-0120-04	\$ -	\$ -	\$ -	\$ -	\$ -
TN100000010222	100%			154HE-15-30	NHTSA-HE-3602(4)	97133-0516-04	\$ 73,807.96	\$ 73,807.96	\$ -	\$ 73,807.96	\$ -
TN100000010223	100%			154HE-15-31	NHTSA-HE-10(55)	97052-1214-04	\$ -	\$ -	\$ -	\$ -	\$ -
TN100000010224	100%			154HE-15-32	NHTSA-HE-115(41)	97147-1220-04	\$ 951.61	\$ 951.61	\$ -	\$ 951.61	\$ (0.00)
TN100000010225	100%			154HE-15-33	NHTSA-HE-2(225)	97053-1223-04	\$ -	\$ -	\$ -	\$ -	\$ -
TN100000010226	100%			154HE-15-34	NHTSA-HE-2(230)	97016-0232-04	\$ 176.44	\$ 176.44	\$ -	\$ 176.44	\$ 0.00
TN100000010227	100%			154HE-15-35	NHTSA-HE-21(16)	97066-0214-04	\$ -	\$ -	\$ -	\$ -	\$ -
TN100000010229	100%			154HE-15-36	NHTSA-HE-6(93)	97094-0254-04	\$ 138.51	\$ 138.51	\$ -	\$ 138.51	\$ 0.00
TN100000010230	100%			154HE-15-37	NHTSA-HE-24-9(73)	97219-0139-04	\$ 1,735.40	\$ 1,735.40	\$ -	\$ 1,735.40	\$ -
TN100000010231	100%			154HE-15-38	NHTSA-HE-400(28)	97004-3409-04	\$ -	\$ -	\$ -	\$ -	\$ -
TN100000010232	100%			154HE-15-39	NHTSA-HE-REG3(112)	97110-0122-04	\$ -	\$ -	\$ -	\$ -	\$ -
TN100000010233	100%			154HE-15-40	NHTSA-HE-115(49)	97005-0287-04	\$ 17,394.30	\$ 17,394.30	\$ -	\$ 17,394.30	\$ -
TN100000010234	100%			154HE-15-41	NHTSA-HE-2(88)	97053-2213-04	\$ -	\$ -	\$ -	\$ -	\$ -
TN100000010235	100%			154HE-15-42	NHTSA-HE-257(7)	97074-0215-04	\$ 2,697.34	\$ 2,697.34	\$ -	\$ 2,697.34	\$ -
TN100000010236	100%			154HE-15-43	NHTSA-HE-262(11)	97056-0207-04	\$ -	\$ -	\$ -	\$ -	\$ -
TN100000010237	100%			154HE-15-44	NHTSA-HE-24(48)	97095-1228-04	\$ 13,593.72	\$ 13,593.72	\$ -	\$ 13,593.72	\$ -

Tennessee Voucher FY 2015

PSP/NUMBER AGREEMENT NUMBER	FED/STATE MATCH	BENEFIT LOCAL	LOCAL MATCH	GHSO#	NAME OF AGENCY, PSP TITLE & APPROVED PROJECTS	FEDERAL FUNDS OBLIGATED	FEDERAL FUNDS ALLOCATED TO PROJECTS	EXPENDITURES			UNEXPENDED BALANCE
								PRIOR CLAIM	THIS CLAIM	TOTAL CLAIMS	
TN100000010238	100%			154HE-15-45	NHTSA-HE-REG4(113)	97110-0123-04	\$ -	\$ -	\$ -	\$ -	\$ -
TN100000010239	100%			154HE-15-46	NHTSA-HE-9900(16)	97108-1281-04	\$ -	\$ -	\$ -	\$ -	\$ -
TN100000010240	100%			154HE-15-47	NHTSA-HE-35(43)	97005-2265-04	\$ -	\$ -	\$ -	\$ -	\$ -
TN100000010241	100%			154HE-15-48	NHTSA-HE-48(23)	97041-3203-04	\$ -	\$ -	\$ -	\$ -	\$ -
TN100000010242	100%			154HE-15-49	NHTSA-HE-I-24-2(139)	97016-0124-04	\$ 14,472.24	\$ 14,472.24	\$ -	\$ 14,472.24	\$ -
TN100000010243	100%			154HE-15-50	NHTSA-HE-9900(30)	97109-0649-04	\$ -	\$ -	\$ -	\$ -	\$ -
TN100000010244	100%			154HE-15-51	NHTSA-HE-1500(53)	97015-3408-04	\$ 6,408.00	\$ 6,408.00	\$ -	\$ 6,408.00	\$ -
TN100000010245	100%			154HE-15-52	NHTSA-HE-71(26)	97109-0251-04	\$ 38,097.64	\$ 38,097.64	\$ -	\$ 38,097.64	\$ -
TN100000010246	100%			154HE-15-53	NHTSA-HE-2(110)	97053-0215-04	\$ 417.00	\$ 417.00	\$ -	\$ 417.00	\$ (0.00)
TN100000010248	100%			154HE-15-55	NHTSA-HE-9900(44)	97109-0255-04	\$ -	\$ -	\$ -	\$ -	\$ -
TN100000010250	100%			154HE-15-57	NHTSA-HE-1(284)	97073-0217-04	\$ 58.50	\$ 58.50	\$ -	\$ 58.50	\$ -
TN100000010251	100%			154HE-15-58	STP-M-1(276)	47009-3293-54	\$ (135,007.62)	\$ (135,007.62)	\$ -	\$ (135,007.62)	\$ -
TN100000010252	100%			154HE-15-59	NHTSA-HE-6(79)	97219-2215-04	\$ -	\$ -	\$ -	\$ -	\$ -
TN100000010253	100%			154HE-15-60	N/A	99108-0052-04	\$ 18,160.48	\$ 18,160.48	\$ -	\$ 18,160.48	\$ -
TN100000010254	100%			154HE-15-61	NHTSA-HE-2(216)	97053-2221-04	\$ -	\$ -	\$ -	\$ -	\$ -
TN100000010255	100%			154HE-15-62	NHTSA-HE-35(43)	97005-3270-04	\$ (1,198.91)	\$ (1,198.91)	\$ -	\$ (1,198.91)	\$ -
TN100000010256	100%			154HE-15-63	NHTSA-HE-43(35)	97027-3206-04	\$ -	\$ -	\$ -	\$ -	\$ -
TN100000010257	100%			154HE-15-64	NHTSA-HE-6(85)	97060-2214-04	\$ -	\$ -	\$ -	\$ -	\$ -
TN100000010258	100%			154HE-15-65	NHTSA-HE-6(85)	97005-0278-04	\$ 155.66	\$ 155.66	\$ -	\$ 155.66	\$ (0.00)
TN100000010259	100%			154HE-15-66	NHTSA-HE-9900(52)	97110-1616-04	\$ 34,174.34	\$ 34,174.34	\$ -	\$ 34,174.34	\$ -
TN100000010260	100%			154HE-15-67	NHTSA-HE-35(54)	97005-0279-04	\$ -	\$ -	\$ -	\$ -	\$ -
TN100000010261	100%			154HE-15-68	NHTSA-HE-I-115(41)	97147-0220-04	\$ -	\$ -	\$ -	\$ -	\$ -
TN100000010262	100%			154HE-15-69	NHTSA-HE-I-140(15)	97147-0118-04	\$ 6,041.32	\$ 6,041.32	\$ -	\$ 6,041.32	\$ -
TN100000010263	100%			154HE-15-70	NHTSA-HE-2(216)	97053-0221-04	\$ 51.91	\$ 51.91	\$ -	\$ 51.91	\$ 0.00
TN100000010264	100%			154HE-15-71	NHTSA-HE-61(28)	97001-0238-04	\$ 4,993.39	\$ 4,993.39	\$ -	\$ 4,993.39	\$ -
TN100000010265	100%			154HE-15-72	NHTSA-HE-12(49)	97011-0222-04	\$ 1,539.83	\$ 1,539.83	\$ -	\$ 1,539.83	\$ -
TN100000010266	100%			154HE-15-73	NHTSA-HE-115(42)	97005-0280-04	\$ 5,487.09	\$ 5,487.09	\$ -	\$ 5,487.09	\$ -
TN100000010267	100%			154HE-15-74	NHTSA-HE-196(10)	97024-0217-04	\$ -	\$ -	\$ -	\$ -	\$ -
TN100000010268	100%			154HE-15-75	NHTSA-HE-9900(60)	97110-0624-04	\$ -	\$ -	\$ -	\$ -	\$ -
TN100000010269	100%			154HE-15-76	NHTSA-HE-1(284)	97073-2223-04	\$ -	\$ -	\$ -	\$ -	\$ -
TN100000010270	100%			154HE-15-77	NHTSA-HE-2(225)	97053-0223-04	\$ 832.99	\$ 832.99	\$ -	\$ 832.99	\$ -
TN100000010271	100%			154HE-15-78	NHTSA-HE-75(12)	97082-0272-04	\$ -	\$ -	\$ -	\$ -	\$ -
TN100000010272	100%			154HE-15-79	NHTSA-HE-24(48)	97095-0228-04	\$ 497.08	\$ 497.08	\$ -	\$ 497.08	\$ (0.00)
TN100000010273	100%			154HE-15-80	NHTSA-HE-9900(64)	97110-0286-04	\$ -	\$ -	\$ -	\$ -	\$ -
TN100000010274	100%			154HE-15-81	NHTSA-HE-75(13)	97082-0277-04	\$ 39,238.10	\$ 39,238.10	\$ -	\$ 39,238.10	\$ -
TN100000010275	100%			154HE-15-82	NHTSA-HE-I-40-8(157)	97110-0121-04	\$ -	\$ -	\$ -	\$ -	\$ -
TN100000010276	100%			154HE-15-83	NHTSA-HE-52(65)	97025-1216-04	\$ -	\$ -	\$ -	\$ -	\$ -
TN100000010277	100%			154HE-15-84	NHTSA-HE-REG1(110)	97110-3120-04	\$ -	\$ -	\$ -	\$ -	\$ -
TN100000010278	100%			154HE-15-85	NHTSA-HE-REG3(112)	97110-3122-04	\$ 305.15	\$ 305.15	\$ -	\$ 305.15	\$ 0.00
TN100000010279	100%			154HE-15-86	NHTSA-HE-REG4(113)	97110-3123-04	\$ -	\$ -	\$ -	\$ -	\$ -
TN100000010280	100%			154HE-15-87	NHTSA-HE-33(101)	97005-0286-04	\$ 183.53	\$ 183.53	\$ -	\$ 183.53	\$ -
TN100000010281	100%			154HE-15-88	NHTSA-HE-13(50)	97063-0251-04	\$ 7,628.74	\$ 7,628.74	\$ -	\$ 7,628.74	\$ -
TN100000010282	100%			154HE-15-89	NHTSA-HE-35(54)	97005-1279-04	\$ -	\$ -	\$ -	\$ -	\$ -
TN100000010283	100%			154HE-15-90	NHTSA-HE-REG2(111)	97110-3121-04	\$ -	\$ -	\$ -	\$ -	\$ -
TN100000010284	100%			154HE-15-91	NHTSA-HE-61(28)	97001-1238-04	\$ 6,905.20	\$ 6,905.20	\$ -	\$ 6,905.20	\$ -
TN100000010285	100%			154HE-15-92	NHTSA-HE-2(216)	97053-1221-04	\$ 2,875.88	\$ 2,875.88	\$ -	\$ 2,875.88	\$ -
TN100000010286	100%			154HE-15-93	NHTSA-HE-33(101)	97005-1286-04	\$ 11,557.01	\$ 11,557.01	\$ -	\$ 11,557.01	\$ -
TN100000010287	100%			154HE-15-94	NHTSA-HE-2(231)	97016-0233-04	\$ 85.80	\$ 85.80	\$ -	\$ 85.80	\$ (0.00)
TN100000010288	100%			154HE-15-95	NHTSA-HE-52(64)	97025-0213-04	\$ -	\$ -	\$ -	\$ -	\$ -
TN100000010289	100%			154HE-15-96	NHTSA-HE-67(30)	97046-0203-04	\$ 25,081.46	\$ 25,081.46	\$ -	\$ 25,081.46	\$ -
TN100000010290	100%			154HE-15-97	NHTSA-HE-34(87)	97090-0284-04	\$ 55,113.60	\$ 55,113.60	\$ -	\$ 55,113.60	\$ -
TN100000010291	100%			154HE-15-98	NHTSA-HE-9900(78)	97111-1024-04	\$ 418.81	\$ 418.81	\$ -	\$ 418.81	\$ -
TN100000010292	100%			154HE-15-99	NHTSA-HE-131(32)	97147-0229-04	\$ 13,900.31	\$ 13,900.31	\$ -	\$ 13,900.31	\$ -
TN100000010293	100%			154HE-15-100	NHTSA-HE-205(22)	97279-0242-04	\$ 15,161.78	\$ 15,161.78	\$ -	\$ 15,161.78	\$ -
TN100000010294	100%			154HE-15-101	NHTSA-HE-24(48)	97095-2228-04	\$ 15,732.43	\$ 15,732.43	\$ -	\$ 15,732.43	\$ -
TN100000010295	100%			154HE-15-102	NHTSA-HE-1(284)	97073-3217-04	\$ -	\$ -	\$ -	\$ -	\$ -
TN100000010296	100%			154HE-15-103	NHTSA-HE-131(31)	97147-0228-04	\$ 31,415.57	\$ 31,415.57	\$ -	\$ 31,415.57	\$ -
TN100000010297	100%			154HE-15-104	NHTSA-HE-49(34)	97042-0209-04	\$ -	\$ -	\$ -	\$ -	\$ -
TN100000010298	100%			154HE-15-105	NHTSA-HE-56(73)	97056-0206-04	\$ 651.35	\$ 651.35	\$ -	\$ 651.35	\$ (0.00)
TN100000010299	100%			154HE-15-106	NHTSA-HE-19(50)	97049-0221-04	\$ 8,391.99	\$ 8,391.99	\$ -	\$ 8,391.99	\$ -
TN100000010300	100%			154HE-15-107	NHTSA-HE-1(315)	97029-3208-04	\$ -	\$ -	\$ -	\$ -	\$ -
TN100000010301	100%			154HE-15-108	NHTSA-HE-128(24)	97036-0219-04	\$ 389.15	\$ 389.15	\$ -	\$ 389.15	\$ (0.00)
TN100000010302	100%			154HE-15-109	NHTSA-HE-168(9)	97147-0247-04	\$ 942.58	\$ 942.58	\$ -	\$ 942.58	\$ -
TN100000010303	100%			154HE-15-110	NHTSA-HE-098-1(16)	97111-0150-04	\$ -	\$ -	\$ -	\$ -	\$ -
TN100000010304	100%			154HE-15-111	NHTSA-HE-338(6)	97078-0232-04	\$ 14,023.62	\$ 14,023.62	\$ -	\$ 14,023.62	\$ -
TN100000010305	100%			154HE-15-112	NHTSA-HE-16(46)	97026-0237-04	\$ -	\$ -	\$ -	\$ -	\$ -
TN100000010306	100%			154HE-15-113	NHTSA-HE-1(323)	97089-0221-04	\$ 11,531.70	\$ 11,531.70	\$ -	\$ 11,531.70	\$ -
TN100000010307	100%			154HE-15-114	NHTSA-HE-I-24-3(391)	97133-0126-04	\$ 2,806.71	\$ 2,806.71	\$ -	\$ 2,806.71	\$ -

Tennessee Voucher FY 2015

PSP/NUMBER AGREEMENT NUMBER	FED/STATE MATCH	BENEFIT LOCAL	LOCAL MATCH	GHSO#	NAME OF AGENCY, PSP TITLE & APPROVED PROJECTS	FEDERAL FUNDS OBLIGATED	FEDERAL FUNDS ALLOCATED TO PROJECTS	EXPENDITURES			UNEXPENDED BALANCE	
								PRIOR CLAIM	THIS CLAIM	TOTAL CLAIMS		
TN100000010308	100%			154HE-15-115	NHTSA-HE--113(21)	97032-2214-04	\$ 60,811.83	\$ 60,811.83	\$ -	\$ -	\$ 60,811.83	\$ -
TN100000010309	100%			154HE-15-116	NHTSA-HE--359(11)	97010-0216-04	\$ 1,611.27	\$ 1,611.27	\$ -	\$ -	\$ 1,611.27	\$ -
TN100000010310	100%			154HE-15-117	NHTSA-HE--80(21)	97111-0249-04	\$ 1,009.71	\$ 1,009.71	\$ -	\$ -	\$ 1,009.71	\$ (0.00)
TN100000010311	100%			154HE-15-118	NHTSA-HE--387(2)	97002-0212-04	\$ -	\$ -	\$ -	\$ -	\$ -	\$ -
TN100000010312	100%			154HE-15-119	NHTSA-HE--6(97)	97050-0222-04	\$ 2,738.99	\$ 2,738.99	\$ -	\$ -	\$ 2,738.99	\$ -
TN100000010313	100%			154HE-15-120	NHTSA-HE--20(54)	97051-0213-04	\$ -	\$ -	\$ -	\$ -	\$ -	\$ -
TN100000010314	100%			154HE-15-121	NHTSA-HE-417(10)	97059-0214-04	\$ 1,915.96	\$ 1,915.96	\$ -	\$ -	\$ 1,915.96	\$ -
TN100000010315	100%			154HE-15-122	NHTSA-HE-9400(57)	97094-0261-04	\$ -	\$ -	\$ -	\$ -	\$ -	\$ -
TN100000010316	100%			154HE-15-123	NHTSA-HE-1440-4(82)	97219-0163-04	\$ 308.45	\$ 308.45	\$ -	\$ -	\$ 308.45	\$ (0.00)
TN100000010318	100%			154HE-15-124	NHTSA-HE-12(49)	97011-1222-04	\$ 6,047.82	\$ 6,047.82	\$ -	\$ -	\$ 6,047.82	\$ -
TN100000010319	100%			154HE-15-125	NHTSA-HE-6(85)	97060-3214-04	\$ 381.59	\$ 381.59	\$ -	\$ -	\$ 381.59	\$ (0.00)
TN100000010320	100%			154HE-15-126	NHTSA-HE-12(50)	97063-3247-04	\$ 988.87	\$ 988.87	\$ -	\$ -	\$ 988.87	\$ 0.00
TN100000010321	100%			154HE-15-127	NHTSA-HE-140-5(144)	97095-1129-04	\$ -	\$ -	\$ -	\$ -	\$ -	\$ -
TN100000010322	100%			154HE-15-128	NHTSA-HE-REG3 123)	97110-1489-04	\$ -	\$ -	\$ -	\$ -	\$ -	\$ -
TN100000010323	100%			154HE-15-129	NHTSA-HE-9314(8)	97002-0511-04	\$ -	\$ -	\$ -	\$ -	\$ -	\$ -
TN100000010324	100%			154HE-15-130	NHTSA-HE-4263(11)	97010-1415-04	\$ -	\$ -	\$ -	\$ -	\$ -	\$ -
TN100000010325	100%			154HE-15-131	NHTSA-HE-33(109)	97013-0206-04	\$ 20,861.38	\$ 20,861.38	\$ -	\$ -	\$ 20,861.38	\$ -
TN100000010326	100%			154HE-15-132	NHTSA-HE-9421(1)	97027-1510-04	\$ 844.53	\$ 844.53	\$ -	\$ -	\$ 844.53	\$ -
TN100000010327	100%			154HE-15-133	NHTSA-HE-49(35)	97042-0210-04	\$ 5,193.13	\$ 5,193.13	\$ -	\$ -	\$ 5,193.13	\$ -
TN100000010328	100%			154HE-15-134	NHTSA-HE-140-3(159)	97043-0107-04	\$ 4,647.74	\$ 4,647.74	\$ -	\$ -	\$ 4,647.74	\$ -
TN100000010329	100%			154HE-15-135	NHTSA-HE-98(7)	97050-0223-04	\$ 3,585.38	\$ 3,585.38	\$ -	\$ -	\$ 3,585.38	\$ -
TN100000010330	100%			154HE-15-136	NHTSA-HE-96(38)	97075-0251-04	\$ 11,980.28	\$ 11,980.28	\$ -	\$ -	\$ 11,980.28	\$ -
TN100000010331	100%			154HE-15-137	NHTSA-HE-76(84)	97081-0219-04	\$ 7,728.05	\$ 7,728.05	\$ -	\$ -	\$ 7,728.05	\$ -
TN100000010332	100%			154HE-15-138	NHTSA-HE-181-1(123)	97082-0178-04	\$ 942.52	\$ 942.52	\$ -	\$ -	\$ 942.52	\$ -
TN100000010333	100%			154HE-15-139	NHTSA-HE-13(52)	97091-0216-04	\$ 7,633.84	\$ 7,633.84	\$ -	\$ -	\$ 7,633.84	\$ -
TN100000010334	100%			154HE-15-140	NHTSA-HE-162(8)	97147-0245-04	\$ 8,737.68	\$ 8,737.68	\$ -	\$ -	\$ 8,737.68	\$ -
TN100000010335	100%			154HE-15-141	NHTSA-HE-140-3(158)	97219-0164-04	\$ -	\$ -	\$ -	\$ -	\$ -	\$ -
TN100000010336	100%			154HE-15-142	NHTSA-HE-115(50)	97005-1290-04	\$ -	\$ -	\$ -	\$ -	\$ -	\$ -
TN100000010337	100%			154HE-15-143	NHTSA-HE-71(29)	97147-0246-04	\$ 136,087.06	\$ 136,087.06	\$ -	\$ -	\$ 136,087.06	\$ -
TN100000010338	100%			154HE-15-144	NHTSA-HE-21(16)	97066-1214-04	\$ 131.14	\$ 131.14	\$ -	\$ -	\$ 131.14	\$ (0.00)
TN100000010339	100%			154HE-15-145	NHTSA-HE-49(32)	97042-1207-04	\$ -	\$ -	\$ -	\$ -	\$ -	\$ -
TN100000010340	100%			154HE-15-146	NHTSA-HE-12(49)	97011-2222-04	\$ 901.81	\$ 901.81	\$ -	\$ -	\$ 901.81	\$ (0.00)
TN100000010341	100%			154HE-15-147	NHTSA-HE-33(106)	97110-1291-04	\$ -	\$ -	\$ -	\$ -	\$ -	\$ -
TN100000010342	100%			154HE-15-148	NHTSA-HE-25(46)	97080-3207-04	\$ -	\$ -	\$ -	\$ -	\$ -	\$ -
TN100000010343	100%			154HE-15-149	NHTSA-HE-3(128)	97049-0222-04	\$ -	\$ -	\$ -	\$ -	\$ -	\$ -
TN100000010344	100%			154HE-15-150	NHTSA-HE-30(67)	97088-0202-04	\$ 19,169.71	\$ 19,169.71	\$ -	\$ -	\$ 19,169.71	\$ -
TN100000010345	100%			154HE-15-151	NHTSA-HE-11(68)	97028-0210-04	\$ 482.48	\$ 482.48	\$ -	\$ -	\$ 482.48	\$ (0.00)
TN100000010346	100%			154HE-15-152	NHTSA-HE-53(45)	97008-0221-04	\$ 4,085.59	\$ 4,085.59	\$ -	\$ -	\$ 4,085.59	\$ -
TN100000010347	100%			154HE-15-153	NHTSA-HE-72(14)	97062-0205-04	\$ -	\$ -	\$ -	\$ -	\$ -	\$ -
TN100000010348	100%			154HE-15-154	NHTSA-HE-803(7)	97279-0553-04	\$ 3,395.43	\$ 3,395.43	\$ -	\$ -	\$ 3,395.43	\$ -
TN100000010349	100%			154HE-15-155	NHTSA-HE-386(14)	97083-0250-04	\$ -	\$ -	\$ -	\$ -	\$ -	\$ -
TN100000010350	100%			154HE-15-156	NHTSA-HE-35(54)	97005-3279-04	\$ 7,620.87	\$ 7,620.87	\$ -	\$ -	\$ 7,620.87	\$ -
TN100000010351	100%			154HE-15-157	NHTSA-HE-1326(1)	97015-3413-04	\$ 15,635.41	\$ 15,635.41	\$ -	\$ -	\$ 15,635.41	\$ -
TN100000010352	100%			154HE-15-158	NHTSA-HE-75(12)	97082-3272-04	\$ 2,143.54	\$ 2,143.54	\$ -	\$ -	\$ 2,143.54	\$ -
TN100000010353	100%			154HE-15-159	NHTSA-HE-206(9)	97084-0221-04	\$ 47.18	\$ 47.18	\$ -	\$ -	\$ 47.18	\$ 0.00
TN100000010354	100%			154HE-15-160	NHTSA-HE-115(41)	97147-3220-04	\$ 32,290.97	\$ 32,290.97	\$ -	\$ -	\$ 32,290.97	\$ -
TN100000010355	100%			154HE-15-161	NHTSA-HE-16(49)	97016-0237-04	\$ 7,500.87	\$ 7,500.87	\$ -	\$ -	\$ 7,500.87	\$ -
TN100000010356	100%			154HE-15-162	NHTSA-HE-1(325)	97022-0242-04	\$ -	\$ -	\$ -	\$ -	\$ -	\$ -
TN100000010357	100%			154HE-15-163	NHTSA-HE-18(30)	97035-0223-04	\$ 2,569.61	\$ 2,569.61	\$ -	\$ -	\$ 2,569.61	\$ -
TN100000010358	100%			154HE-15-164	NHTSA-HE-85(21)	97067-0211-04	\$ 3,615.74	\$ 3,615.74	\$ -	\$ -	\$ 3,615.74	\$ -
TN100000010359	100%			154HE-15-165	NHTSA-HE-29(88)	97076-0212-04	\$ -	\$ -	\$ -	\$ -	\$ -	\$ -
TN100000010360	100%			154HE-15-166	NHTSA-HE-36(53)	97082-0279-04	\$ 1,282.23	\$ 1,282.23	\$ -	\$ -	\$ 1,282.23	\$ -
TN100000010361	100%			154HE-15-167	NHTSA-HE-9318(6)	97094-0562-04	\$ 3,688.87	\$ 3,688.87	\$ -	\$ -	\$ 3,688.87	\$ -
TN100000010362	100%			154HE-15-168	NHTSA-HE-369(7)	97038-0226-04	\$ 2,233.93	\$ 2,233.93	\$ -	\$ -	\$ 2,233.93	\$ -
TN100000010363	100%			154HE-15-169	NHTSA-HE-369(7)	97053-1224-04	\$ 8,189.22	\$ 8,189.22	\$ -	\$ -	\$ 8,189.22	\$ -
TN100000010364	100%			154HE-15-170	NHTSA-HE-60(26)	97006-0236-04	\$ 3,998.50	\$ 3,998.50	\$ -	\$ -	\$ 3,998.50	\$ -
TN100000010365	100%			154HE-15-171	NHTSA-HE-11(70)	97059-0216-04	\$ -	\$ -	\$ -	\$ -	\$ -	\$ -
TN100000010366	100%			154HE-15-172	NHTSA-HE-1(327)	97111-0254-04	\$ 1,430.92	\$ 1,430.92	\$ -	\$ -	\$ 1,430.92	\$ (0.00)
TN100000010367	100%			154HE-15-173	NHTSA-HE-32(84)	97015-0214-04	\$ 3,499.35	\$ 3,499.35	\$ -	\$ -	\$ 3,499.35	\$ -
TN100000010368	100%			154HE-15-174	NHTSA-HE-373(11)	97059-0215-04	\$ 3,725.70	\$ 3,725.70	\$ -	\$ -	\$ 3,725.70	\$ -
TN100000010369	100%			154HE-15-175	NHTSA-HE-76(86)	97063-0258-04	\$ 53,653.38	\$ 53,653.38	\$ -	\$ -	\$ 53,653.38	\$ -
TN100000010370	100%			154HE-15-176	NHTSA-HE-76(85)	97063-0257-04	\$ 8,973.83	\$ 8,973.83	\$ -	\$ -	\$ 8,973.83	\$ -
TN100000010371	100%			154HE-15-177	NHTSA-HE-10(61)	97095-0232-04	\$ 13,869.02	\$ 13,869.02	\$ -	\$ -	\$ 13,869.02	\$ -
TN100000010372	100%			154HE-15-178	NHTSA-HE-34(92)	97032-0217-04	\$ 2,579.32	\$ 2,579.32	\$ -	\$ -	\$ 2,579.32	\$ -
TN100000010373	100%			154HE-15-179	NHTSA-HE-29(89)	97076-0213-04	\$ 3,718.23	\$ 3,718.23	\$ -	\$ -	\$ 3,718.23	\$ -
TN100000010374	100%			154HE-15-180	NHTSA-HE-9(78)	97015-0215-04	\$ 12,575.31	\$ 12,575.31	\$ -	\$ -	\$ 12,575.31	\$ -
TN100000010375	100%			154HE-15-181	NHTSA-HE-76(88)	97024-0223-04	\$ 1,296.21	\$ 1,296.21	\$ -	\$ -	\$ 1,296.21	\$ -
TN100000010376	100%			154HE-15-182	NHTSA-HE-76(87)	97063-0259-04	\$ 1,888.90	\$ 1,888.90	\$ -	\$ -	\$ 1,888.90	\$ -

PSP/NUMBER AGREEMENT NUMBER	FED/STATE MATCH	BENEFIT LOCAL	LOCAL MATCH	GHSO#	NAME OF AGENCY, PSP TITLE & APPROVED PROJECTS	FEDERAL FUNDS OBLIGATED	FEDERAL FUNDS ALLOCATED TO PROJECTS	EXPENDITURES			UNEXPENDED BALANCE	
								PRIOR CLAIM	THIS CLAIM	TOTAL CLAIMS		
TN100000010377	100%			154HE-15-183	NHTSA-HE-21(18)	97066-0217-04	\$ 10,001.64	\$ 10,001.64	\$ -	\$ 10,001.64	\$ -	
TN100000010378	100%			154HE-15-184	NHTSA-HE-2(236)	97075-0252-04	\$ 15,137.76	\$ 15,137.76	\$ -	\$ 15,137.76	\$ -	
TN100000010379	100%			154HE-15-185	NHTSA-HE-1(314)	97029-1209-04	\$ 1,296.23	\$ 1,296.23	\$ -	\$ 1,296.23	\$ -	
TN100000010380	100%			154HE-15-186	NHTSA-HE-2(110)	97053-3215-04	\$ 565,447.28	\$ 565,447.28	\$ -	\$ 565,447.28	\$ -	
TN100000010381	100%			154HE-15-187	NHTSA-HE-52(65)	97025-3216-04	\$ 18,947.81	\$ 18,947.81	\$ -	\$ 18,947.81	\$ -	
TN100000010382	100%			154HE-15-188	NHTSA-HE-128(24)	97036-3219-04	\$ 15,754.24	\$ 15,754.24	\$ -	\$ 15,754.24	\$ -	
TN100000010383	100%			154HE-15-189	NHTSA-HE-56(74)	97044-3215-04	\$ 2,874.73	\$ 2,874.73	\$ -	\$ 2,874.73	\$ -	
TN100000010384	100%			154HE-15-190	NHTSA-HE-19(50)	97049-3221-04	\$ 945.67	\$ 945.67	\$ -	\$ 945.67	\$ -	
TN100000010385	100%			154HE-15-191	NHTSA-HE-140-5(144)	97095-3129-04	\$ 742.72	\$ 742.72	\$ -	\$ 742.72	\$ -	
TN100000010386	100%			154HE-15-192	NHTSA-HE-262(11)	97056-3207-04	\$ 333.54	\$ 333.54	\$ -	\$ 333.54	\$ 0.00	
TN100000010388	100%			154HE-15-193	NHTSA-HE-33(92)	97005-3278-04	\$ 276,979.76	\$ 276,979.76	\$ -	\$ 276,979.76	\$ -	
TN100000010389	100%			154HE-15-194	NHTSA-HE-4263(11)	97010-3415-04	\$ 49,631.75	\$ 49,631.75	\$ -	\$ 49,631.75	\$ -	
TN100000010390	100%			154HE-15-195	NHTSA-HE-9421(1)	97027-3510-04	\$ 4,881.46	\$ 4,881.46	\$ -	\$ 4,881.46	\$ -	
TN100000010391	100%			154HE-15-196	NHTSA-HE-2(225)	97053-3223-04	\$ 129,367.52	\$ 129,367.52	\$ -	\$ 129,367.52	\$ -	
154HE-11				PSP TOTAL	SECTION 154 HAZARD ELIMI		\$ 4,503,787.49					
							\$ 6,654,636.80	2,150,849.31	2,150,849.31	-	2,150,849.31	(0.00)
K6-15					SECTION 2010 MOTORCYCLE SA		\$ 98,971.62					
					CFDA - 20.612							
TN100000011986	100%			K6-15-01	Charles Tombras Advertising	97111-0664-04	98,971.62	\$ 98,971.62	\$ -	\$ 98,971.62	\$ -	
K6-15					UNALLOCATED		\$ -					
					PSP TOTAL		\$ 98,971.62	98,971.62	98,971.62	-	98,971.62	\$ -
K8-15					SECTION 410 ALCOHOL SAFETEA		\$ 403,833.35					
					CFDA - 20.601							
TN100000011987	100%	L		K8-15-01	TN Dept of Safety & Homeland Se	97111-0665-04	403,833.35	\$ 309,506.19	\$ 94,327.16	\$ 403,833.35	\$ -	
					ON 410 ALCOHOL SAFETEA-LU		\$ -					
					PSP TOTAL		\$ 403,833.35	403,833.35	309,506.19	\$ 94,327.16	\$ 403,833.35	\$ -
K9-15					SECTION 408- DATA PROGRAM INC		\$ -					
					CFDA - 20.610							
	100%	L			UNALLOCATED		\$ -	\$ -	\$ -	\$ -	\$ -	
					PSP TOTAL		\$ -	-	-	-	-	
M2CPS-15					MAP 21 405b OP Low		\$ 849,838.35					
					CFDA - 20.616							
TN100000010770	100%	L		M2CPS-15-01	Ashland City Fire Department	97011-0632-04	6,170.05	\$ 5,605.52	\$ 564.53	\$ 6,170.05	\$ -	
TN100000010771	100%	L		M2CPS-15-02	Hamilton County Sheriff's Office	97133-0631-04	108,769.15	\$ 64,115.98	\$ -	\$ 64,115.98	\$ 44,653.17	
TN100000010772	100%	L		M2CPS-15-03	Meharry Medical College	97219-0669-04	401,738.79	\$ 240,424.76	\$ -	\$ 240,424.76	\$ 161,314.03	
TN100000010773	100%	L		M2CPS-15-04	Open Door Pregnancy Center	97074-0618-04	8,243.87	\$ 3,077.42	\$ 5,166.45	\$ 8,243.87	\$ -	
TN100000010774	100%	L		M2CPS-15-05	Tennessee Technological Univers	97071-0658-04	148,484.85	\$ 114,831.72	\$ -	\$ 114,831.72	\$ 33,653.13	
M2CPS-15					UNALLOCATED		\$ 176,431.64					
					PSP TOTAL		\$ 849,838.35	673,406.71	428,055.40	\$ 5,730.98	\$ 433,786.38	\$ 239,620.33
M2HVE-15					MAP 21 405b OP Low		\$ 288,157.89					
					Low HVE							
					CFDA - 20.616							
TN100000011594	100%			M2HVE-15-00	Governor's Hwy Safety Office	97111-0663-04	60,000.00	\$ 12,724.37	\$ 3,347.96	\$ 16,072.33	\$ 43,927.67	
TN100000010775	100%			M2HVE-15-01	Department of Safety & Homela	97219-0679-04	67,873.22	\$ 46,128.27	\$ 21,744.95	\$ 67,873.22	\$ -	
					UNALLOCATED		\$ 160,284.67					
					PSP TOTAL		\$ 288,157.89	127,873.22	58,852.64	25,092.91	83,945.55	43,927.67
M2OP-15					MAP 21 405b OP Low		\$ 344,327.59					
					Low OP Information System							
					CFDA - 20.616							
TN100000010776	100%			M2OP-15-01	The University of Tennessee	97147-0655-04	233,674.11	\$ 45,251.54	\$ -	\$ 45,251.54	188,422.57	
					UNALLOCATED		\$ 110,653.48					
					PSP TOTAL		\$ 344,327.59	233,674.11	45,251.54	-	45,251.54	188,422.57

PSP/NUMBER AGREEMENT NUMBER	FED/STATE MATCH	BENEFIT LOCAL	LOCAL MATCH	GHOSO#	NAME OF AGENCY, PSP TITLE & APPROVED PROJECTS	FEDERAL FUNDS OBLIGATED	FEDERAL FUNDS ALLOCATED TO PROJECTS	EXPENDITURES			UNEXPENDED BALANCE	
								PRIOR CLAIM	THIS CLAIM	TOTAL CLAIMS		
M2PE-15					MAP 21 405b OP LOW	\$ 533,263.91						
					Low Public Education CFDA - 20.616							
TN1000000010777	100%			M2PE-15-01	ny fair DBA: Murphy Fair Produc	97112-0621-04	8,250.00	\$ 8,250.00	\$ -	\$ -	\$ 8,250.00	\$ -
TN1000000010778	100%			M2PE-15-02	atin for Athletics in Hashville Sc	97112-0637-04	3,000.00	\$ 3,000.00	\$ -	\$ -	\$ 3,000.00	\$ -
TN1000000010994	100%			M2PE-15-03	Charles Tombras Advertising	97112-0656-04	230,000.00	\$ 223,808.58	\$ -	\$ -	\$ 223,808.58	\$ 6,191.42
TN1000000011804	100%			M2PE-15-04	Meredith Corporation	97112-0667-04	30,000.00	\$ 20,000.00	\$ -	\$ -	\$ 20,000.00	\$ 10,000.00
TN1000000011805	100%			M2PE-15-05	Music City Inc.	97112-0671-04	35,000.00	\$ 35,000.00	\$ -	\$ -	\$ 35,000.00	\$ -
TN1000000012088	100%			M2PE-15-06	e Walker Gives Back Foundatio	97112-0673-04	5,000.00	\$ 5,000.00	\$ -	\$ -	\$ 5,000.00	\$ -
TN1000000012246	100%			M2PE-15-07	Huddle, Inc.	97112-0676-04	118,000.00	\$ 118,000.00	\$ -	\$ -	\$ 118,000.00	\$ -
TN1000000012797	100%			M2PE-15-08	ny fair DBA: Murphy Fair Produc	97112-0681-04	8,250.00	\$ 8,250.00	\$ -	\$ -	\$ 8,250.00	\$ -
					UNALLOCATED	\$ 292,013.91						
					PSP TOTAL	\$ 533,263.91	437,500.00	421,308.58	-	-	421,308.58	16,191.42
M3DA-15					MAP 21 405c Data Program	\$ 1,773,747.30						
					Data Program CFDA - 20.616							
TN1000000010779	100%			M3DA-15-01	Tennessee Department of Health	97219-0677-04	81,370.16	\$ 57,322.08	\$ 24,048.08	\$ -	\$ 81,370.16	\$ -
TN1000000010780	100%			M3DA-15-02	Tennessee Department of Health	97219-0676-04	99,705.38	\$ 39,261.86	\$ -	\$ -	\$ 39,261.86	\$ 60,443.52
TN1000000010781	100%	L		M3DA-15-03	Department of Safety & Homela	97219-0683-04	1,200,000.00	\$ 1,200,000.00	\$ -	\$ -	\$ 1,200,000.00	\$ -
TN1000000010782	100%	L		M3DA-15-04	Tennessee State University	97219-0688-04	33,493.75	\$ 17,049.74	\$ -	\$ -	\$ 17,049.74	\$ 16,444.01
TN1000000010783	100%			M3DA-15-05	Tennessee Supreme Court	97219-0689-04	59,100.00	\$ 29,550.00	\$ 29,550.00	\$ -	\$ 59,100.00	\$ -
					UNALLOCATED	\$ 300,078.02						
					PSP TOTAL	\$ 1,773,747.30	1,473,669.29	1,343,183.68	53,598.08	-	1,396,781.76	76,887.53
M5BAC-15					MAP 21 405d Impaired Driving	\$ 683,394.00						
					Mid BAC Testing/Reporting CFDA - 20.616							
TN1000000010784	100%	L		M5BAC-15-01	ennessee Bureau of Investigatio	97219-0675-04	458,394.00	\$ 305,306.17	\$ 81,900.80	\$ -	\$ 387,206.97	\$ 71,187.03
					UNALLOCATED	\$ 225,000.00						
					PSP TOTAL	\$ 683,394.00	458,394.00	305,306.17	81,900.80	-	387,206.97	71,187.03
P 21 405d Impaired Driving Mid					Map 21 405d Impaired Driving	\$ 830,533.71						
					Mid Court Support CFDA - 20.616							
TN1000000010785	100%	L		M5CS-15-01	21st Drug Court Inc.	97094-0663-04	50,000.00	\$ 37,076.48	\$ 12,923.52	\$ -	\$ 50,000.00	\$ -
TN1000000010786	100%	L		M5CS-15-02	23rd Judicial District Drug Court	97022-0643-04	60,000.00	\$ 60,000.00	\$ -	\$ -	\$ 60,000.00	\$ -
TN1000000010787	100%	L		M5CS-15-03	Mothers Against Drunk Driving	97219-0671-04	92,715.85	\$ 48,997.88	\$ -	\$ -	\$ 48,997.88	\$ 43,717.97
TN1000000010788	100%	L		M5CS-15-04	herford County Drug Court Prog	97075-0656-04	58,566.56	\$ 44,768.46	\$ -	\$ -	\$ 44,768.46	\$ 13,798.10
TN1000000010789	100%	L		M5CS-15-05	Sumner County Drug Court	97083-0653-04	57,653.45	\$ 57,653.45	\$ -	\$ -	\$ 57,653.45	\$ -
TN1000000010790	100%	L		M5CS-15-06	Warren County of Tennessee	97089-0624-04	51,296.18	\$ 47,525.17	\$ 3,771.01	\$ -	\$ 51,296.18	\$ -
TN1000000010791	100%	L		M5CS-15-07	Williamson County Trustee	97094-0669-04	69,996.40	\$ 30,698.09	\$ -	\$ -	\$ 30,698.09	\$ 39,298.31
TN1000000010792	100%	L		M5CS-15-08	Williamson County Juvenile Cou	97094-0667-04	48,000.00	\$ 30,372.48	\$ -	\$ -	\$ 30,372.48	\$ 17,627.52
TN1000000010793	100%			M5CS-15-09	The University of Tennessee	97147-0663-04	54,456.96	\$ 34,285.99	\$ 20,170.97	\$ -	\$ 54,456.96	\$ -
					UNALLOCATED	\$ 287,848.31						
					PSP TOTAL	\$ 830,533.71	542,685.40	391,378.00	36,865.50	-	428,243.50	114,441.90
M5HVE-15					MAP 21 405d Impaired Driving	\$ 1,780,664.46						
					Mid HVE CFDA - 20.616							
TN1000000010794	100%	L		M5HVE-15-1	Bolivar Police Department	97035-0624-04	30,503.30	\$ 10,066.83	\$ -	\$ -	\$ 10,066.83	\$ 20,436.47
TN1000000010795	100%	L		M5HVE-15-2	Bristol Police Department	97082-0680-04	38,627.62	\$ 29,064.50	\$ 9,563.12	\$ -	\$ 38,627.62	\$ -
TN1000000010796	100%	L		M5HVE-15-3	Bean Station Police Department	97029-0612-04	19,682.48	\$ 12,360.27	\$ 7,322.21	\$ -	\$ 19,682.48	\$ -
TN1000000010797	100%	L		M5HVE-15-4	Calhoun Police Department	97054-0643-04	19,980.08	\$ 10,725.00	\$ -	\$ -	\$ 10,725.00	\$ 9,255.08
TN1000000010798	100%	L		M5HVE-15-5	Decatur Police Department	97061-0608-04	15,000.00	\$ 11,107.29	\$ -	\$ -	\$ 11,107.29	\$ 3,892.71
TN1000000010799	100%	L		M5HVE-15-6	Giles County Sheriff's Departmen	97028-0611-04	22,383.24	\$ 14,168.11	\$ 8,215.13	\$ -	\$ 22,383.24	\$ -
TN1000000010800	100%	L		M5HVE-15-7	uston County Sheriff's Departm	97042-0612-04	32,485.21	\$ 25,917.37	\$ -	\$ -	\$ 25,917.37	\$ 6,567.84
TN1000000010801	100%	L		M5HVE-15-8	Savannah Police Department	97036-0622-04	35,221.40	\$ 11,369.49	\$ -	\$ -	\$ 11,369.49	\$ 23,851.91
TN1000000010802	100%	L		M5HVE-15-9	mnner County Sheriff's Departme	97083-0654-04	24,424.00	\$ 21,590.21	\$ 2,833.79	\$ -	\$ 24,424.00	\$ -
TN1000000010803	100%	L		M5HVE-15-10	ayne County Sheriff's Departme	97091-0617-04	9,813.87	\$ 3,026.00	\$ 6,787.87	\$ -	\$ 9,813.87	\$ 0.00
TN1000000010804	100%			M5HVE-15-11	Department of Safety & Homela	97219-0681-04	91,841.76	\$ -	\$ 91,841.76	\$ -	\$ 91,841.76	\$ 0.00
TN1000000012234	100%	L		M5HVE-15-12	Metropolitan Nashville Police De	97219-0692-04	854,808.55	\$ 336,448.65	\$ -	\$ -	\$ 336,448.65	\$ 518,359.90
					UNALLOCATED	\$ 585,892.95						
					PSP TOTAL	\$ 1,780,664.46	1,194,771.51	485,843.72	126,563.88	-	612,407.60	582,363.91
M5IS-15					MAP 21 405d Impaired Driving	\$ 162,524.00						
					Mid Information System							

PSP/NUMBER AGREEMENT NUMBER	FED/STATE MATCH	BENEFIT LOCAL	LOCAL MATCH	GHSO#	NAME OF AGENCY, PSP TITLE & APPROVED PROJECTS	FEDERAL FUNDS OBLIGATED	FEDERAL FUNDS ALLOCATED TO PROJECTS	EXPENDITURES			UNEXPENDED BALANCE	
								PRIOR CLAIM	THIS CLAIM	TOTAL CLAIMS		
TN1000000010805	100%	L		M5IS-15-01	CFDA - 20.616 Department of Safety & Homel	97219-0678-04	48,750.00	\$ 24,000.00	\$ 24,750.00	\$ 48,750.00	-	
UNALLOCATED						\$ 113,774.00						
P 21 405d Impaired Driving Mid						PSP TOTAL	\$ 162,524.00	48,750.00	24,000.00	24,750.00	48,750.00	-
M5OT-15						MAP 21 405d Impaired Driving Mid Other Based on Problem ID	\$ 1,927,934.87					
TN1000000010806	100%	L		M5OT-15-01	CFDA - 20.616 Dickson County Sheriff's Office	97022-0644-04	75,000.00	\$ -	\$ -	\$ -	\$ 75,000.00	
TN1000000010807	100%	L		M5OT-15-02	TjohnE Productions, Inc.	97111-0661-04	105,000.00	\$ 105,000.00	\$ -	\$ 105,000.00	\$ -	
TN1000000010808	100%			M5OT-15-03	The University of Tennessee	97147-0661-04	400,000.00	\$ 201,274.73	\$ -	\$ 201,274.73	\$ 198,725.27	
TN1000000010809	100%			M5OT-15-04	The University of Tennessee	97147-0659-04	400,000.00	\$ 189,841.66	\$ -	\$ 189,841.66	\$ 210,158.34	
TN1000000010810	100%	L		M5OT-15-05	Conexion Americas	97219-0668-04	136,015.14	\$ 96,279.34	\$ 39,735.80	\$ 136,015.14	\$ -	
TN1000000010811	100%	L		M5OT-15-06	ependent Colleges and Universi	97219-0687-04	20,010.00	\$ 4,591.95	\$ -	\$ 4,591.95	\$ 15,418.05	
TN1000000010812	100%			M5OT-15-07	ee District Attorneys General Co	97219-0686-04	677,551.29	\$ 447,866.96	\$ -	\$ 447,866.96	\$ 229,684.33	
UNALLOCATED						\$ 114,358.44						
P 21 405d Impaired Driving Mid						PSP TOTAL	\$ 1,927,934.87	1,813,576.43	1,044,854.64	39,735.80	1,084,590.44	728,985.99
M9MA-15						MAP 21 405f Motorcyle Progra	\$ 135,653.32					
TN1000000010995	100%			M9MA-15-01	Motorcyclist Awareness CFDA - 20.616 Charles Tombras Advertising	97112-0657-04	81,051.50	\$ 73,417.72	\$ -	\$ 73,417.72	\$ 7,633.78	
UNALLOCATED						\$ 54,601.82						
AP 21 405f Motorcyle Programs						PSP TOTAL	\$ 135,653.32	81,051.50	73,417.72	\$ -	\$ 73,417.72	\$ 7,633.78
TOTAL OTHER FUNDS						\$ 30,726,571.29	25,916,289.15	17,887,811.79	\$ 1,122,041.13	\$ 19,009,852.92	\$ 6,906,436.23	
VOUCHER GRAND TOTALS						\$ 36,379,958.25	30,962,035.96	21,051,300.99	\$ 1,795,834.49	\$ 22,847,135.48	\$ 8,114,900.48	
PROJECT STATUS KEY:						SUMMARY INFORMATION:			OTHER FUNDS			
THIS IS AN ACTIVE PROJECT						TOTAL ALLOCATED FUNDS			\$ 5,045,746.81	89.252%	\$ 25,916,289.15	84.345%
THIS IS A CLOSED PROJECT.						TOTAL UNALLOCATED FUNDS			\$ 607,640.15	10.748%	\$ 4,810,282.14	15.655%
						TOTALS			\$ 5,653,386.96	100.000%	\$ 30,726,571.29	100.000%
						RATIO OF FUNDS EXPENDED TO FUNDS OBLIGATED						61.868%