



**Llano County - Highway 29**

# **TEXAS**

## **FY 2021 Highway Safety Plan**



The Honorable Gregory W. Abbott  
Governor, State of Texas

Mr. James M. Bass  
Executive Director, Texas Department of Transportation  
Governor's Highway Safety Representative

Mr. Michael Chacon, P.E.  
Director, Traffic Safety Division  
Texas Department of Transportation

Mr. Terry A. Pence  
Director, Behavioral Traffic Safety Section  
Texas Department of Transportation



# Table of Contents

## HSP Application

1. Highway Safety Planning Process.....	5
a. Data Sources.....	5
b. Problem Identification.....	5
c. Performance Measures and Targets.....	7
d. Traffic Safety Planning Participants and Data.....	8
2. Performance Plan.....	11
a. Overview.....	11
b. Emphasis Areas.....	12
c. Determining Performance Measures and Targets.....	12
d. Core Performance Measures and Data Source.....	14
3. Methods for Project Selection.....	16
a. Evidence Based Strategy and Project Selection.....	16
b. List of Information and Data Sources.....	19
c. Description of Outcomes (Coordination with the SHSP and HSIP) .....	21
d. Evidence-based Traffic Safety Enforcement Program (TSEP) .....	23
e. High-visibility Enforcement (HVE) Strategies .....	26
4. Performance Report (FY 2020) .....	27
5. Performance Plan .....	32
a. Overview .....	32
b. Performance Measures and Justifications.....	34
c. Program Areas	
i. Planning & Administration (P&A) .....	46
ii. Impaired Driving - Drug and Alcohol (AL) .....	57
iii. Emergency Medical Services (EM) .....	88
iv. Motorcycle Safety (MC) .....	95
v. Occupant Protection (OP) .....	103
vi. Non-Motorized – Pedestrian and Bicycle Safety (PS) .....	121
vii. Police Traffic Services (PT).....	141
viii. Speed Management – Speed Control (SC).....	154
ix. Traffic Records (TR).....	159
x. Driver Education and Behavior (DE).....	170
xi. Railroad Safety (RH).....	181
xii. Roadway Safety (RS).....	187
xiii. Community Traffic Safety Program Safe Communities (SA).....	196
xiv. School Bus Safety (SB) .....	201
6. Program Costs Summary.....	206
7. Projects Cross-Reference.....	210

## **405 Application**

8. Summary of 405 Application .....	223
9. Appendix A. Certifications and Assurances for FY 2021 Highway Safety Grants.....	224
10. Appendix B. Certifications and Assurances for FY 2021 Highway Safety Grants.....	236
11. Appendix C. Fixing America’s Surface Transportation (FAST) Act Grant Application	
a. 405(b) Occupant Protection Grant.....	251
b. 405(c) State Traffic Safety Information System Improvements Grant .....	253
c. 405(d) Impaired Driving Countermeasures Grant .....	266
d. 405(f) Motorcyclist Safety Grant .....	269
e. 405(h) Nonmotorized Safety Grant .....	276
12. Appendix D. Attachments	
a. TX_FY21_405b_Child Restraint Inspection Stations.....	277
b. TX_FY21_405c_Approved TRCC Strategic Plan .....	298
c. TX_FY21_405d_Approved 2020 Texas Impaired Driving Plan .....	338
d. TX_FY21_405f_Registered Motorcycles per County .....	401
e. TX_FY21_405f_Motorcycle Safety Training Locations .....	407



## Highway Safety Planning Process

### Data Sources:

The State of Texas has various data sources that contribute to forming problem identifications; establishing performance targets; developing evidence-based countermeasure strategies; project selection; and project and/or program evaluation. Most of the data originates from the Texas Department of Transportation (TxDOT) Crash Records Information System (CRIS), which includes individual Texas Peace Officers Crash Reports (Form CR-3).

Additional roadway inventory data from TxDOT's Transportation Planning and Programming Division (TPP) are merged with crash and injury-related information. As a result, vehicle miles traveled and roadway-specific characteristics analysis is accomplished. Crash data, driver, vehicle, roadway characteristics, and other contributing factors are collected by TxDOT.

Specific local crash data is collected at city and county levels. Local problem crash data typically consists of over- representation of crash causation factors on a specific segment of roadway, driver age groups, injuries per capita, alcohol, speed, etc. Safety belt and child passenger safety seat use data derives from local and statewide observational surveys. Health, injury, and emergency response data is derived from Texas Department of State Health Services (DSHS).

CRIS data supports problem identification at statewide and local levels. These range from fixed-format compilations of crash and injury information to special, customized analyses and evaluations directed toward identifying and quantifying specifically targeted local and statewide traffic safety problems. It must be recognized that because of minor differences in coding rules and data certification, Fatality Analysis Reporting System (FARS) data and those data fields reported directly from the Texas Crash File are not always in sync.

### Problem Identification:

The Texas highway safety planning process consists of multiple steps covered by three general topics. TxDOT's Traffic Safety Division's (TRF) Behavioral Traffic Safety Section (BTS) uses a planning cycle that consists of ongoing 1) Review, 2) Assessment, and 3) Modifications. These steps are coordinated by the TRF-BTS Program Planner (Planner), and this is an ongoing process of updates and adjustments based on available data and input.

*Conduct Strategic Planning* – The Planner coordinates the strategic planning process for the Traffic Safety Program. This involves the development of long- and short-term strategies. It

provides the general mission of the Traffic Safety Program and is created through a process that includes input from TRF-BTS Project and Program Managers and other program partners.

The Planner coordinates the following:

1. Review of past and current data and trends
2. Review of past performance with program area managers
3. Meetings with and input from traffic safety partners
4. Review of crash data analysis compiled by TxDOT and others
5. Validating of draft strategies and targets

Partner/stakeholder input is gathered through various means including regular Traffic Records Coordinating Committee (TRCC) meetings, data analysis from traffic records (TxDOT and other state and local agencies), meetings of the Impaired Driving Task Force, and the Motorcycle Safety Coalition, grant monitoring sessions, coalition meetings with local law enforcement and partners, meetings and information sharing with Federal partners such as the National Highway Traffic Safety Administration (NHTSA) and the Federal Highway Administration (FHWA), studies and research projects from universities and institutions of higher learning, and survey results from media campaigns and learning institutions. It is through the analysis and synthesis of these data and the stringent requirements placed on potential subgrantees and contractors that the State's traffic safety problems are identified and prioritized for inclusion in the annual HSP. The Planner is responsible for compiling available information and data analysis to document a data-driven problem identification, identification of emphasis program areas, and identification of other topics that need to be addressed with the overall goal of the reduction of crashes, injuries, and deaths on Texas' roadways.

*Develop Performance Plan* – The Planner coordinates the performance planning process for the Traffic Safety Program. This involves an Annual Performance Plan that details the priority traffic safety performance goals for the coming year. This plan is created through the strategic planning process that includes input from Traffic Safety Program and Project Managers.

Using information gained from the strategic planning process, the Planner analyzes, compiles, and generates the HSP for the coming fiscal year, including:

1. Comprehensive Statewide problem identification to pinpoint and prioritize program areas to be addressed

2. Review and selection of appropriate, evidence-based *performance measures*
3. Review and selection of appropriate, data-driven *targets* for selected performance measures
4. Selection of emphasis *areas for priority funding* consideration
5. Analysis of available resources including Federal, State, and local *funding* sources
6. A *performance report* consisting of the previous year's activities and performance measures

*Update Policies and Procedures* – The TRF-BTS Policy and Procedures Coordinator manages development, modification, and distribution of policies, procedures, and program training materials for the Traffic Safety Program. The Planner and the Policy and Procedures Coordinator meet as needed to review and update the *Traffic Safety Program Manual*.

#### Performance Measures and Targets:

TRF-BTS coordinates development of priority traffic safety performance measures and targets for each program area using a strategic planning process. These performance measures and targets are carefully identified during the problem identification process. State and local agencies, as well as public and private organizations, then develop projects to support and implement the program's strategies.

Fifteen core performance measures developed by NHTSA, in collaboration with the Governors Highway Safety Association (GHSA) and others, as described in the *Traffic Safety Performance Measures for States and Federal Agencies* (DOT HS 811 025), are required to be included as a minimum when developing the State's strategies. These 15 core performance measures include 11 outcome measures, 1 behavior measure, and 3 activity measures. All performance measures are reported annually.

Performance measures and targets are developed for all program areas that receive funding. For those program areas that fall outside of the NHTSA-GHSA core performance measures, justification for addressing them is established during the problem identification process.

Performance measures contain:

1. Documentation of current safety levels
2. Quantifiable annual performance targets, and

3. Justification for each performance target that explains why the target is appropriate and data-driven

FY 2021 performance measures, targets, and projects for each of the program areas are listed in this HSP.

### Traffic Safety Planning Participants and Data:

It is essential that TRF-BTS continue to collaborate with traffic safety stakeholders to remain current about emerging traffic safety issues. This allows the TRF-BTS to take appropriate action to address any identified problems.

Externally, TRF-BTS staff regularly brief groups and/or they participate in meetings through community coalitions, highway safety advocacy groups, and others. The TRF-BTS utilizes the various Strategic Highway Safety Plan (SHSP) meetings to obtain partner input and feedback. Additional data analysis, stakeholder meetings, and opportunities for partner feedback occur throughout the year to reassess areas of need and identify potential solutions. The TRF-BTS considers the results of “Rate-the-State” reviews by national organizations such as the Centers for Disease Control (CDC), NHTSA research and analysis, and others as appropriate.

Internally, TRF-BTS is staffed with program managers and traffic safety specialists who are continually engaging with partners, subgrantees, and other subject matter experts. The TRF-BTS has Law Enforcement Liaisons (LELs) under contract and available to meet with law enforcement partners throughout the year. TRF-BTS works closely with the TRF Crash Data and Analysis Section(CDA), TRF Engineering Section (TE), and other partners within TxDOT.

TRF-BTS co-hosts along with the Texas Transportation Institute (TTI) an annual statewide Traffic Safety Conference that provides and solicits input regarding various traffic safety topics as identified from year to year. The concerns of TRF-BTS traffic safety partners are solicited, heard, and discussed at conferences, workshops, and meetings throughout the year. At numerous statewide forums, summits, meetings, workshops, coalition/task force meetings, and other events, state agencies and organizations are continually consulting with us and offering input. These Texas traffic safety stakeholders include organizations such as:

AAA – American Automobile Association

Alamo Area Metropolitan Planning Organization

Austin Travis County EMS



CAMPO – Capital Area Metropolitan Planning Organization

Capital Area Metro

Cedar Hill Fire/EMS Department

City of Austin

City of Cleburne Police Department

City of Dallas

City of Fort Worth

City of Frisco

City of McKinney

City of San Antonio

Dallas Sheriff's Office

Department of State Health Services

FHWA – Federal Highway Administration

Frisco PD

GDC Marketing & Ideation

High Friction Surface Treatment Assoc.

Houston Police Department

Houston Transtar

Houston-Galveston Area Council

Impaired Driving Initiatives - SHSU

Injury Prevention Center of Greater Dallas

Killeen Police Department

Lee Engineering

LINK Houston

MADD – Mothers Against Drunk Drivers

Mobisoft

National Safety Council

NHTSA – National Highway Traffic Safety Administration

North Central TX Council of Governments

North Texas Tollway Authority

Parkland Health & Hospital System

Region 6 Education Service Center

SafeWay Driving

San Angelo MPO

San Antonio PD  
Teens in the Driving Seat  
Texans for Safe and Drug-Free Youth  
Texas A&M Transportation Institute  
Texas Center for the Judiciary  
Texas Department of Motor Vehicles  
Texas Teen Safe Driving Coalition  
The Foundations for Safe Driving  
TMCEC – Texas Municipal Courts Education Center  
TX District & County Attorneys Association  
TX Transit Safety Professionals Assoc.  
TxDOT – Texas Department of Transportation  
TxDPS – Texas Department of Public Safety  
Union Pacific Railroad Public Safety  
University Health System  
University of Texas  
Vision Zero ATX  
Walter P Moore  
Williamson County

Law enforcement subgrantees are providing input through their Law Enforcement Liaisons (LELs), as well as through the grant proposal and monitoring process. Currently, TRF-BTS has access to more than 100 state, county, and local law enforcement agencies that can be utilized to provide feedback and information.

The TRF-BTS receives guidance, feedback, and direction from our federal partners including the National Highway Traffic Safety Administration (NHTSA), Federal Motor Carrier Safety Administration (FMCSA), and the Federal Highway Administration (FHWA).

Another component of the planning process is the TRF-BTS active membership in the Traffic Records Coordinating Committee (TRCC), a group of individuals dedicated to improving the state's traffic records systems. The TRCC includes representatives from TxDOT, Texas Department of Public Safety (DPS), Texas Department of Motor Vehicles (DMV), Office of Court Administration (OCA), Texas Department of State Health Services (DSHS), and the Texas Center for the Judiciary (COJ). The TRCC seeks to enhance the accessibility, accuracy, uniformity, and completeness of statewide traffic-related information. TxDOT TRF-BTS sends e-mail notifications to registered users of TRF-BTS eGrants.

## Performance Plan

### Overview

Texas, the largest state in the contiguous United States, is bound by Oklahoma (N), Arkansas (NE), Louisiana (E), the Gulf of Mexico (SE), Mexico (SW), and New Mexico (W). From North to South Texas stretches 801 miles, and the longest East-West distance is 773 miles. The State encompasses 261,797 square miles of land and 6,784 square miles of water.

*US Census Quick Facts* indicate, in 2019 approximately 42 percent of Texas population are Anglo, 40 percent Hispanic, 13 percent Black, and 6 percent ‘other’ racial/ethnic. About 26 percent of the population is less than 18 years old, while 13 percent are 65 or older. It also indicates that in 2019 Texas population is approximately 28,995,881 (an increase from 28,701,845 in 2018). [1]

Texans live in 254 counties that range from 134 people (Loving) to 4,652,980 people (Harris)[2], and approximately 1,707 incorporated cities ranging from 4 people (Butterfield) to 2,295,982 people (Houston)[3].

There are almost 24 million registered vehicles in Texas[4]. In 2020, Texas had 18,519,980 licensed drivers, an increase from 18,021,203 in 2019[5].

There are approximately 80,455 centerline miles of state-owned roadways, including 3,459 miles of Interstate highways, 11,852 miles of U.S. highways, and 16,380 miles of Texas highways. Another 40,846 miles on the state system are designated as Farm or Ranch to Market roads. The average daily VMT on state-owned highways is 556.9 million miles. The average daily VMT on all roadways in the state is 772.7 million miles. The average annual VMT on state-owned highways is 203.4 billion miles; 282.2 billion on all state roadways in the state. While only 26 percent of roadways in Texas are state-owned, 72 percent of all VMT occurs on state-owned highways.[6]

TxDOT provides statewide crash trends for the previous five years in the HSP and the Annual Report to NHTSA. These documents provide a crash and casualty report encompassing absolute numbers and mileage-based rates for both crashes and casualties by severity. Texas tracks fatalities based on location in either a rural or urban setting. According to the form CR-3, Texas defines “urban” as an incorporated city that has a population of 5,000 or greater. The definition of “rural” is any other area or incorporated city with a population of less than 5,000.

## Emphasis Areas

The areas of emphasis include problems identified by Texas as needing extra attention to improve traffic safety and reduce fatalities. Additional Texas data can be found in the problem identification and data provided in each program area.

1. Fatalities /Injuries - In 2018, there were 3,642 traffic fatalities (FARS) and 14,937 serious injuries (TxDOT).
2. Impaired Driving - There were 1,439 alcohol-impaired driving fatalities (FARS) in Texas in 2018. Texas ranks in the top 10 states nationally for alcohol-related fatalities per 100 million VMT for FY 2018 (the most current year for which data is available). Texas is classified as a mid-range alcohol fatality state (0.53 fatality rate) and is eligible for Fast Act Section 405(D) funding.
3. Motorcycles – There were 416 motorcyclist fatalities in 2018 (FARS), of which 194 (46.6 percent) were not wearing a helmet.
4. Safety Belts – Texas recorded 924 unrestrained passenger fatalities in 2019, down from 985 in 2018.[7] Texas’ safety belt usage rate for 2019 is 90.99 percent[8] using the approved survey methodology in TTI’s statewide survey for front seat drivers and passengers.
5. Speeding – In 2018, of the 3,642 crash fatalities 990 (27.2 percent) were speed-related fatalities (FARS).

The issue of distracted driving is in the news on a state, local, and national level. Communication device misuse includes all forms of mobile phones and digital devices. Texting, talking, emailing, and internet use has become more prevalent.

Contributing factors for these crashes are described in this HSP, and Texas will continue to work on this emerging issue.

## Determining Performance Measures and Target Selection

Performance measures and targets have been developed to improve safety on Texas roadways and reduce the number of crashes, injuries and fatalities. The *Traffic Safety Performance Measures for States and Federal Agencies*, defined by NHTSA and the GHSA, have also been included. Core outcome measures are used to set national and state targets, allocate resources, and measure overall progress. Behavioral Measures provide a link between specific activities and outcomes by assessing whether the activities have influenced behavior. Activity measures document program implementation and measure specific actions taken to reduce crashes, injuries and fatalities (a variety of actions taken by law enforcement,



courts, media, education, and others). Surveys are used to track driver attitudes and awareness concerning impaired driving, seat belt use, and speeding issues.

Targets are established for the program areas in this HSP.

Texas uses a linear trend analysis to establish target(s). The linear trend analysis of different data sets including three to five years of raw data as well as the moving averages for those data sets is analyzed. While utilizing the linear trend analysis projections, the slope is determined to be a positive factor or negative factor.

Also included was discussion of other relevant factors including the availability of funds, the State's improved economic conditions, oil and gas industry-related population growth in the entire State, gas prices, increases in non-motorized modes of transportation, and expected increases in miles driven and speed. TxDOT uses a comprehensive review of general trends statewide, and then drills down to the county and local detail level to determine the best use of available resources.

The targets are consistent with the methodology used to establish SHSP targets and therefore are identical to the Highway Safety Improvement Plan (HSIP) targets. The SHSP utilized a data-driven, multi-year, collaborative process to establish safety targets. The consensus of the SHSP stakeholder and executive teams is to utilize a methodology of establishing targets that would result in a 2 percent reduction from the original trend line projection in 2022. The proposed reduction of 2 percent by 2022, which only applies to positive slope projection trends, would be achieved by reducing each intermediate year by the following reduction percentages:

<b>Year</b>	<b>Reduction</b>
2017	0.0 %
2018	0.4%
2019	0.8%
2020	1.2%
2021	1.6%
2022	2.0%

When the slope analysis projects a negative slope, the target set will mirror the projection determined by the slope.

When core measures are being projected, Texas uses FARS data. These targets and benchmarks are adjusted based on availability of new data and re-projected to allow for changes in the trends.

TRF-BTS will attempt to reach these targets using a combination of grants and programs that are evidence-based, and cover programming such as high-visibility enforcement, paid media, training, and public information & education outreach to modify behaviors that have been proven to lead to crashes. For grant proposals to be selected, proposals must show strategies and objectives that are evidence-based and can be shown to impact the program area.

The “Countermeasures That Work” document is consulted often, and those projects that are selected are required to list objectives and strategies that complement those set in the HSP, SHSP, and the HSIP.

### Core Performance Measures & Data Source

Objectives and performance measures are developed to improve traffic safety by setting targets with a goal of reducing the overall number of crashes, injuries and fatalities on Texas roadways. Charting of these targets is completed at the end of the process when data analysis, traffic safety partner input, and TRF-BTS input are complete. Below are the Traffic Safety Performance Measures as defined by NHTSA and GHSA. Please see HSP Program Area sections for details.

Performance Measure	Data Type	Data Source
A-1	Seat Belt Citations Issued During Grant Funded Enforcement	TRF-BTS eGrants
A-2	Impaired Driving Arrests Made During Grant Funded Enforcement Activities	TRF-BTS eGrants
A-3	Speeding Citations Issued During Grant Funded Enforcement Activities	TRF-BTS eGrants
B-1	Observed Seat Belt Use (Texas Statewide Survey of Seat Belt Use)	TTI
C-1	Traffic Fatalities	FARS
C-2	Serious Injuries	CRIS

Performance Measure	Data Type	Data Source
C-3	Fatality Rate (Fatalities Per 100 Million Vehicle Miles Driven)	FARS
C-4	Unrestrained Passenger Fatalities	FARS
C-5/C-10/C-11	Non-Motorized Fatalities and Serious Injuries	FARS & CRIS
C-6	Speed-Related Fatalities	FARS
C-7	Motorcyclist Fatalities	FARS
C-8	Unhelmeted Motorcyclist Fatalities	FARS
C-9	Drivers Involved in Fatal Crashes Aged Under 21	FARS
C-10	Pedestrian Fatalities	FARS
C-11	Bicycle Fatalities	FARS

[1] United States Census Bureau, Quick Facts 2019

<https://www.census.gov/quickfacts/fact/table/US/PST045218 05/14/2019>

[2] Wikipedia [https://en.wikipedia.org/wiki/List\\_of\\_counties\\_in\\_Texas](https://en.wikipedia.org/wiki/List_of_counties_in_Texas)

[3] Texas Demographics [https://www.texas-demographics.com/cities\\_by\\_population](https://www.texas-demographics.com/cities_by_population)

[4] Texas Department of Motor Vehicles Website <https://www.txdmv.gov/about-us#:~:text=Currently%2C%20there%20are%20more%20than,%20highways%2C%20roads%20and%20bridges.>

[5] Texas Department of Public Safety, Management Analysis Department email dated 06/19/2020

[6] Texas Department of Transportation Pocket Facts FY 2016-2017  
[http://ftp.dot.state.tx.us/pub/txdot-info/gpa/pocket\\_facts.pdf](http://ftp.dot.state.tx.us/pub/txdot-info/gpa/pocket_facts.pdf) 05/14/2019.

[7] CRIS. Information Contained in this report represents reportable data collected from Texas Peace Officer's Crash Reports (CR-3) received and processed by the Department as of April 15th, 2020.

[8] *2018 Texas Statewide Survey of Seat Belt Use*. Texas A&M University, Texas Transportation Institute, Center for Transportation Safety. 09/2019.

## Methods for Project Selection

### Evidence-Based Strategy & Project Selection

#### *Traffic Safety Partners Input*

Evidence-based strategy selection and project selection are limited to TRF-BTS program staff. Scoring teams, reviewers, and other staff involved in the selection process are comprised of traffic safety supervisors, lead workers, program managers, and traffic safety specialists.

#### *Data Sources*

During the Proposal Scoring process the only data that can be considered by the scoring team is data contained in the problem identification and the proposed solution.

Research online, or other research/data outside the proposal or program is not allowed by TRF-BTS policy. Proposal scorers must score and make determination based solely on the submitted proposal, without any outside influence.

#### *Proposal Review, Scoring, and Selection*

Eligible organizations interested in traffic safety issues submit project proposals when requested by TRF-BTS. These project proposals constitute the organizations' traffic safety intentions and can be submitted for any program area, depending on the interests of the particular organization.

To be eligible for a traffic safety grant, interested parties must be a Texas state or local government, an educational institution, a non-profit, or an advertising agency. Grants are awarded based on score, merit/performance rating, project relevancy, significance of identified traffic safety problem and solution, and available funding.

TRF-BTS uses these traffic safety project proposals during development of the HSP. Proposals must be submitted through the TxDOT Traffic Safety Electronic Grants Management System (TRF-BTS eGrants) by the announced deadline.

Proposals must include the most current data available to identify the traffic safety problem, a workable solution linked to the identified problem, and detailed action plans and budgets that demonstrate an understanding of the various issues to be resolved, and a reasonable approach to resolving the identified problem. Proposers must also select program areas and performance measures from those derived from the strategic planning process that will be



impacted by their proposal. This ensures continuity between the identified needs of the traffic safety program and submitted proposals.

A submitted project proposal must contain a current, relevant, data-driven problem identification and solution, a list of reasonable and attainable targets, and a plan to meet the project objectives.

Once the RFP period is over, a list is generated of proposals that meet minimum qualifications for funding. These proposals are sorted by program area and assigned to scoring teams. Scoring teams are comprised of TRF-BTS Program Managers (PMs), Traffic Safety Specialists (TSSs), and other TRF-BTS staff. Individuals on a scoring team serve one of two functions:

1. **Reviewer** - Reviewers assigned to a scoring team are responsible for scoring assigned proposals within a designated timeframe. Proposals can be scored via a computer with internet access. Scoring consists of:
  1. Adding internal comments, if needed, to affected proposal pages. Reviewers do not combine comments on a single page, but post comments directly on each page in question.
  2. Selecting the appropriate response to score each question and saving the score sheet.
  3. Completing scoring by notifying the appropriate team leader upon completion of their scoring prior to final submission of their scores. A pre-scoring conference call is held with each scoring team.
2. **Team Leader** - The team leaders do not score proposals, instead are responsible for overseeing the review/scoring activities of their assigned scoring team. A team leader's duties consist of:
  1. Serving as point of contact for questions from the team and coordinating responses during the scoring process
  2. Checking the progress of the team during the scoring period
  3. Reviewing proposals' internal comments submitted by reviewers

Scoring teams review and evaluate General (non-STEP) traffic grant proposals for applicability to Texas and to community traffic safety problems. Each qualifying General proposal is scored based on the following criteria:

1. Strength of problem identification, supported with appropriate, current, verifiable documentation of the state or local traffic safety problem
2. Quality of the proposed solution
3. Realistic objectives, performance measures, targets, and activities
4. Cost eligibility
5. Percent of matching funding proposed
6. Reasonable and necessary budget

TRF-BTS staff will review each STEP proposal to ensure that all information on the required proposal pages is complete and meets acceptable TRF-BTS standards, project target numbers appear reasonable based on the baseline numbers supplied in the proposal, any required attachments have been submitted with the proposal, all budgeted items are necessary and reasonable for the project, and the TxDOT budget amount does not exceed the maximum amount allowable.

After proposal grading is complete, the TRF-BTS Planner develops a preliminary project list, ranked by score and program area. Projects will then be selected from this list based on factors such as program area, potential impact on traffic safety problem, score, grade, and available funding/resources.

Once a project has been preliminarily selected for funding, the proposal will be assigned to a program manager to negotiate and finalize the project for execution. Negotiation allows the project manager and the potential subgrantee to arrive at specific details of the project such as budget detail amounts, Selective Traffic Enforcement Program (STEP) sites, and other details so the agreement preparation can proceed. Negotiating involves discussion, clarification, and/or modifications to the proposed project.

Items to be discussed during the negotiation phase include, but are not limited to problem identification, project plan, performance measures, targets, and objectives, grant period, maximum amount eligible for reimbursement, and budget.

After the negotiation period, the project is listed on the final funding list and added to this HSP in preparation for approval by the Texas Transportation Commission (TTC) and then submission to NHTSA for final approval.

## List of Information and Data Sources

As described above, the State of Texas has various data sources that contribute to forming problem identifications establishing performance targets; developing evidence-based countermeasure strategies; project selection; and project and/or program evaluation. Most of the data originates from TxDOT's Crash Records Information System (CRIS), and additional roadway inventory data from TxDOT's Transportation Planning and Programming Division (TPP) are merged with crash and injury-related information. This allows TxDOT to perform analysis of vehicle miles traveled and roadway-specific characteristics analysis. Crash data, driver, vehicle, roadway characteristics, and other contributing factors are collected by TxDOT.

Data sources may include any of the following:

1. TxDOT Crash Records Information System (CRIS)
2. TxDPS and local police departments' data (crashes, arrests, and citations)
3. DSHS, regional and/or local health agencies
4. Emergency Medical Service Providers (EMS-run data)
5. Evaluations and Assessment Surveys
6. National or statewide studies (such as FARS, etc.)
7. Local court system (disposition and sentencing data)
8. TxDOT district traffic engineering and roadway analyses
9. Other sources such as interest groups, task forces, school districts, colleges, hospitals, universities, insurance companies, etc.

### **Data Glossary:**

All crash and casualty data in this document originate from Texas police crash reports as coded in two record systems: the federal Fatality Analysis and Reporting System (FARS), and the TxDOT Crash Records Information System (CRIS). Differences in coding, variables coded, and definitions of these variables render problematic the direct comparisons among the data in the systems. Although in most cases differences among the data in the systems are negligible and practically insignificant, for several variables, the differences are notable. This is especially true for crashes (and the casualties sustained in these crashes) that involve alcohol and/or other drugs and to a lesser extent for crashes involving specific vehicle types.

The definitions offered in this data glossary are provided both to assist in clarifying these differences and to improve the precision of statements about the crash and casualty experience in Texas:

*Alcohol-Related Crashes (or Casualties):* based on the highest BAC of involved drivers and motorcycle riders (operators) only: crashes (or fatalities) in which at least one driver or motorcycle operator had a BAC  $\geq .08$  g/dL (also referred to as “alcohol-impaired driving crashes/casualties”).

*DUI-Related Crashes (or Casualties) Alcohol or Other Drugs - CRIS:* A BAC result  $> 0.00$  g/dL, or a positive substance test result was indicated for at least one driver, or "had been drinking," "under the influence of alcohol," "under the influence – drug," or "taking medication" was identified as a contributing factor.

*Intersection and Intersection-Related Crashes - CRIS:* A crash in which the first harmful event occurred on an approach to, or exit from an intersection and resulted from an activity, behavior, or control related to the movement of traffic units through the intersection.

*Large Truck-Involved Crashes (or Fatalities) - CRIS:* All crashes involving at least one vehicle with a vehicle body type of "Semi-Trailer," or "Truck-Tractor."

*M, X, and B Values* are the variables in a linear equation ( $y=mx+b$ ) where m represents the slope of the line, X represents the number of years away from the baseline, and B represents the baseline value of the equation.

*Motor Vehicle-Related Bicycle Fatalities - CRIS:* A death of a pedalcyclist resulting from a crash involving a motor vehicle. Bicyclist deaths and injuries unrelated to motor vehicle crashes are not included.

*Motor Vehicle-Related Pedestrian Fatalities - FARS:* All deaths of pedestrians resulting from a crash involving a motor vehicle.

*Motorcyclist Fatalities - FARS:* Data categorized as motorcyclist fatalities include fatalities to operators and passengers of vehicles identified in FARS as a motorcycle, moped (motorized bicycle), three-wheel motorcycle or moped - not all-terrain vehicle, off-road motorcycle (2-wheels), other motored cycle type (minibikes, motor scooters), or unknown motored cycle type.

*Railroad Grade Crossing Crashes - CRIS:* Crashes at an at-grade railroad grade crossing, whether a train was involved - not limited to collisions with trains.

*School Bus Passenger Fatalities - FARS:* All fatalities to passengers of school buses. Included are vehicles identified in FARS as “School Buses” and other vehicles used as school buses (e.g., vans).

*Severity of Crash/Severity of Injury:* All with crash or casualty severity classifications FARS and CRIS: Crashes are coded in accordance with the highest degree of injury suffered in the crash. “Serious” crashes or injuries are all crashes (casualties) in which the highest level of

injury sustained was at least one serious injury (A), plus all crashes in which the highest level of injury sustained was at least one non-serious injury (B).

1. Serious injury (A) - not able to walk, drive, etc.
2. Non-serious injury (B) - bump on head, abrasions, minor lacerations
3. Possible injury (C) - e.g., limping, complaint of pain
4. Fatal injury (K) - a death that occurs within 30 days of the crash
5. Speeding-related crashes - FARS: Crashes in which at least one driver was driving too fast for conditions, or more than the posted maximum limit.

*Texas Population - FARS:* Population-based crashes and casualty rates use Texas population estimates derived from FHWA's Highway Statistics and/or U.S. Census Estimates for the relevant year. *CRIS:* Texas population data is used for calculating population-based crash and casualty rates obtained from the Texas State Data Center and Office of the State Demographer.

*Vehicle Miles Traveled (VMT) - FARS:* All annual VMT-based crash and casualty rates, expressed in 100M VMT (100 million vehicles miles traveled, using FARS crash and casualty data are derived from FHWA's Highway Statistics for the relevant year. *CRIS:* All annual VMT estimates used in this document are derived from TXDOT's Transportation Planning and Programming Division's (TPP) estimates of daily vehicle miles traveled. These estimates include all vehicle miles on all roadways in Texas. Total VMT includes VMT on state, city, and county-maintained roads. All mileage-based crash and casualty rates based on CRIS data use TPP VMT estimates as the denominator.

*Work Zone Injuries and Fatalities - CRIS:* Fatalities and serious injuries in crashes occurring in a Work Zone whether or not it's construction related.

## Description of Outcomes

The SHSP is a major component and requirement of the HSIP (23 U.S.C. § 148). The SHSP is a statewide coordinated safety plan that provides a comprehensive framework for reducing highway fatalities and serious injuries on public roads. The SHSP identifies the State's key safety needs and guides investment decisions towards strategies and countermeasures with the most potential to save lives and prevent injuries.

The SHSP is a data-driven, multi-year comprehensive plan that establishes statewide targets, objectives, and key emphasis areas and integrates the three Es of highway safety: Engineering, Education and Enforcement. The SHSP allows highway safety programs and

partners in the State to work together in an effort to align goals, leverage resources and collectively address the State's safety challenges.

TxDOT is responsible for leading the effort of preparing, maintaining, and striving to reach goals of the Five Core Performance Measures: Fatalities, Fatality Rate, Serious Injuries, Serious Injury Rate, And Non-Motorized Fatalities & Serious Injuries in the HSP, the SHSP, and the HSIP. The SHSP process is maintained through Texas A&M University's Texas Transportation Institute (TTI). The HSP targets are also set using the same methodology in effort to maintain consistency across the respective plans. As a result, the three coordinated plans have synced methodologies and strive to ensure a common vision and direction.

In addition, both the Behavioral Traffic Safety Section and the Traffic Engineering Section, of the TxDOT Traffic Safety Division, have collaborated on coordinating the generation of the SHSP and the HSP. Meetings, exchange of ideas, coordination of projects, data analysis, and a constant flow of communication ensures that these projects work together towards common targets and objectives.

In May of 2019, the Texas Transportation Commission (TTC) adopted Minute Order 115481, directing TxDOT to work toward the goal of reducing the number of deaths on Texas roadways by half by the year 2035 and to zero by the year 2050. Under this new direction, TxDOT has updated the Fatality and Fatality Rate Performance Measure Targets for FY 2021 for the HSP.



## Evidence-based traffic safety enforcement program (TSEP)

**Planned activities that collectively constitute an evidence-based traffic safety enforcement program (TSEP):**

<b>Unique Identifier</b>	<b>Planned Activity Name</b>	<b>Activity Description</b>
82583	2021-BexarCoD-G-1YG-0115	Bexar County No-Refusal Initiative
82722	2021-FortBend-G-1YG-0146	Stop Impaired Drivers: Fort Bend County District Attorney's Office No Refusal Program
82565	2021-HarrisDA-G-1YG-0112	Search Warrants Stop Impaired Drivers: Harris County District Attorney's Office No Refusal Program
82684	2021-HarrisDA-G-1YG-0133	Intoxication Source and Prevention
82010	2021-MCDAO-G-1YG-0097	Search Warrants Stop Impaired Drivers: MCDAO No Refusal Program
82631	2021-TABC-G-1YG-0123	TABC Direct Delivery Education and Compliance Project
82489	2021-TarrantC-G-1YG-0103	2021 No Refusal
81779	2021-TDPS-G-1YG-0008	Evidential Drug, Blood and Breath Alcohol Testing
85199	2021-TxDOT-G-1YG-0195	STEP Thanksgiving Day CIOT Grants
86293	2021-TxDOT-G-1YG-0215	STEP Memorial Day CIOT Grants
85200	2021-TxDOT-G-1YG-0196	STEP IDM Grants
86274	2021-TxDOT-G-1YG-0213	STEP Comprehensive
86275	2021-TxDOT-G-1YG-0214	STEP CMV

**Analysis of crashes, crash fatalities, and injuries in areas of highest risk.****Crash Analysis**

Jurisdiction	DUI KA	OP KA	SP KA	ITC KA	CMV KA	Total KA
HOUSTON	166	154	64	496	38	1283
DALLAS	186	199	160	410	39	1080
SAN ANTONIO	120	74	88	290	23	808
RURAL HARRIS COUNTY	122	125	63	212	27	630
AUSTIN	82	40	39	221	13	529
FORT WORTH	52	56	32	180	22	515
EL PASO	44	19	14	99	10	246
RURAL MONTGOMERY COUNTY	57	36	41	51	8	208
ARLINGTON	35	28	18	68	7	185
RURAL TRAVIS COUNTY	33	27	28	39	4	154
CORPUS CHRISTI	24	19	11	51	3	149
AMARILLO	20	12	5	61	4	129
BEAUMONT	12	12	5	41	6	117
RURAL BEXAR COUNTY	17	13	14	43	7	117
GARLAND	12	13	10	53	5	115
PLANO	18	12	10	46	2	106
RURAL HIDALGO COUNTY	29	28	20	37	4	100
RURAL ECTOR COUNTY	22	29	13	39	18	96
RURAL FORT BEND COUNTY	18	15	8	39	4	95
RURAL SMITH COUNTY	21	19	19	17	7	95
RURAL BRAZORIA COUNTY	25	18	19	22	4	91
WACO	14	10	8	44	5	89
LUBBOCK	20	21	14	39	1	87
PASADENA	11	9	4	48	1	87
RURAL JOHNSON COUNTY	19	17	21	16	2	86

**Deployment of Resources**

Using a three-year rolling weighted average of KA crashes by jurisdiction, TxDOT assigns maximum enforcement budget amounts to each jurisdiction in the state in advance of opening the non-competitive STEP Request for Proposal (RFP) process. In determining the maximum budget amounts, KA crashes involving DWI are weighted heaviest, followed by OP, ITC, SP and CMV. Once the analysis is complete, TxDOT identifies the “Top 25 Most Wanted” jurisdictions by total KA crash activity (chart above) and encourages its Traffic Safety Specialists to solicit the participation of those agencies. Should TxDOT be unable to fund all agencies wishing to participate, priority will be given to the Top 25 agencies, and then to agencies in descending order as they appear on the table above until the funds are exhausted.

Any jurisdiction marked “Rural” indicates the jurisdiction of county-level enforcement agencies such as Sheriffs, Constables and the State Police, and budget amounts for those jurisdictions are be divided between the agencies wishing to participate in STEP enforcement projects.

Agencies that qualify for \$12,000 or less can be approved for up to \$12,000 as an incentive to participate in STEP.

Additionally, some agencies that were participating prior to FY 2018 when the data-driven budgeting began were receiving more funding than what they qualified for under the new data-driven formula. In this case, those agencies had their previous year’s allocation reduced by 10 percent - or more, according to the needs of the department - and those reductions will continue until those agencies are receiving amounts supported by the data.

Agencies develop their Operational Plans and identify their Enforcement Zones using crash heat maps provided by the Texas Department of Public Safety’s Highway Safety Operations Center. Agencies may identify any area within their jurisdiction that has at least one KA crash indicated in the previous three years. The number of Enforcement Zones an agency is allowed depends on the total number of enforcement hours provided in the grant and the rate of at least 40 hours per zone per month or mobilization period, with a minimum of two Enforcement Zones per grant per agency.

### Effectiveness Monitoring

The KA crash numbers provided in the table above are used for developing budgets as described, but are also used as a benchmark for crash activity in the coming grant year. If agencies show an overall reduction in actual KA crash activity or “break even” when compared with the benchmark, the project will be considered effective. Agencies seeing increases in the actual vs. the benchmark will be asked to provide a narrative assessment of why crashes continued to increase. This could be attributable to increasing population, for example.

Agencies may add or remove enforcement zones from their grant with approval from TxDOT, but changing the number or boundaries of zones is generally discouraged. Any changes would be based on crash data alone.

## High-visibility enforcement (HVE) strategies

### Planned HVE strategies to support national mobilizations:

Countermeasure Strategy
Impaired Driving Enforcement
Occupant Protection Enforcement
Police Traffic Services Enforcement

### HVE planned activities that demonstrate the State's support and participation in the National HVE mobilizations to reduce alcohol-impaired or drug impaired operation of motor vehicles and increase use of seat belts by occupants of motor vehicles:

Unique Identifier	Planned Activity Name	Activity Description
85212	2021-TxDOT-G-1YG-0216	Memorial Day CIOT Campaign
86275	2021-TxDOT-G-1YG-0214	STEP CMV
86274	2021-TxDOT-G-1YG-0213	STEP Comprehensive
85200	2021-TxDOT-G-1YG-0196	STEP IDM Grants
86293	2021-TxDOT-G-1YG-0215	STEP Memorial Day CIOT Grants
85199	2021-TxDOT-G-1YG-0195	STEP Thanksgiving Day CIOT Grants
85212	2021-TxDOT-G-1YG-0208	Thanksgiving Day CIOT Campaign
85211	2021-TxDOT-G-1YG-0207	Youth Occupant Protection Campaign (Teen CIOT and Child Passenger Safety)

## Performance Report (FY 2020)

Progress towards meeting State performance targets from the previous fiscal year's HSP

Sort Order	Performance measure name	Progress
1	C-1) Number of traffic fatalities (FARS)	In Progress
2	C-2) Number of serious injuries in traffic crashes (State crash data files)	In Progress
3	C-3) Fatalities/VMT (FARS, FHWA)	In Progress
4	C-4) Number of unrestrained passenger vehicle occupant fatalities, all seat positions (FARS)	In Progress
5	C-5) Number of fatalities in crashes involving a driver or motorcycle operator with a BAC of .08 and above (FARS)	In Progress
6	C-6) Number of speeding-related fatalities (FARS)	In Progress
7	C-7) Number of motorcyclist fatalities (FARS)	In Progress
8	C-8) Number of unhelmeted motorcyclist fatalities (FARS)	In Progress
9	C-9) Number of drivers age 20 or younger involved in fatal crashes (FARS)	In Progress
10	C-10) Number of pedestrian fatalities (FARS)	In Progress
11	C-11) Number of bicyclists fatalities (FARS)	In Progress
12	B-1) Observed seat belt use for passenger vehicles, front seat outboard occupants (survey)	In Progress

### Performance Measure: C-1) Number of traffic fatalities (FARS)

Progress: **In Progress**

#### Program-Area-Level Report

Through the problem identification process, Texas has identified 14 program areas to address traffic fatalities in the state. The Texas Traffic Safety Program has executed 263 grants for projects that are currently being implemented in 12 of the 14 program areas, all of which are working toward reducing the number of traffic fatalities in the state. These include law enforcement and general grants.

The total fatalities as reported by the FY18 FARS (3,642) and 2019 CRIS data (3,610) indicate a slight decline and the FY 2020 target of 4,068 remains achievable.

### Performance Measure: C-2) Number of serious injuries in traffic crashes (CRIS)

Progress: **In Progress**

#### Program-Area-Level Report

Through the problem identification process, Texas has identified 14 program areas to address serious injuries in traffic crashes in the state. The Texas Traffic Safety Program has executed 263 grants for projects that are currently being implemented in 12 of the 14 program areas, all of which are working toward reducing the number of serious injuries in the state. These include law enforcement and general grants.

The total number of serious injuries as reported by the FY18 CRIS (14,937) and 2019 CRIS data (15,843) indicate an increase however, Texas is working toward the FY 2020 target of 18,602.

### Performance Measure: C-3) Fatalities/VMT (FARS, FHWA)

Progress: **In Progress**

#### Program-Area-Level Report

Through the problem identification process, Texas has identified 14 program areas to address traffic fatalities in the state, including fatalities per 100M VMT. The Texas Traffic Safety Program has executed 263 grants for projects that are currently being implemented in 12 of the 14 program areas, all of which are working toward reducing the number of traffic fatalities in the state. These include law enforcement and general grants.

The total fatalities per 100M VMT as reported by the 2018 FARS (1.29) and 2019 CRIS data (1.26) indicate a slight decline and the FY 2020 target of 1.48 remains achievable.

**Performance Measure: C-4) Number of unrestrained passenger vehicle occupant fatalities, all seat positions (FARS)**

Progress: **In Progress**

**Program-Area-Level Report**

For FY 2020, Texas has executed grants for 155 projects that aim to reduce the number of unrestrained passenger vehicle fatalities. These include general and law enforcement (STEP) grants.

The total unrestrained passenger vehicle fatalities as reported by FY18 FARS (926) and 2019 CRIS data (924) indicate that the number of fatalities is slightly decreasing, and the FY 2020 target of 941 remains achievable.

**Performance Measure: C-5) Number of fatalities in crashes involving a driver or motorcycle operator with a BAC of .08 and above (FARS)**

Progress: **In Progress**

**Program-Area-Level Report**

For FY 2020, Texas has executed grants for 203 projects that aim to reduce the number of fatalities in crashes involving a driver or motorcycle operator with a blood alcohol concentration of .08 g/dL or higher. These include general and law enforcement (STEP) grants.

Total fatalities involving a driver or motorcycle operator with a blood alcohol concentration of .08 g/dL or higher as reported by the FY18 FARS (1,439) and 2019 CRIS data (1,120) indicate a significant decrease; and the FY 2020 target of 1,560 remains achievable.

**Performance Measure: C-6) Number of speeding-related fatalities (FARS)**

Progress: **In Progress**

**Program-Area-Level Report**

For FY 2020, Texas has executed grants for 141 projects that aim to reduce the number of speeding-related fatalities.

The total number of speeding-related fatalities as reported by the FY18 FARS (990) and 2019 CRIS data (715) indicate a significant decrease; and the FY 2020 target of 1,103 remains achievable.



Performance Measure: C-7) Number of motorcyclist fatalities (FARS)

Progress: **In Progress**

Program-Area-Level Report

For FY 2020, Texas has executed grants for 4 projects that aim to reduce the number of motorcyclist fatalities.

The total number of motorcyclist fatalities as reported by the FY18 FARS (416) and 2019 CRIS data (410) indicate a decrease; and the FY 2020 target of 413 remains achievable.

Performance Measure: C-8) Number of unhelmeted motorcyclist fatalities (FARS)

Progress: **In Progress**

Program-Area-Level Report

For FY 2020, Texas has executed grants for 4 projects that aim to reduce the number of unhelmeted motorcyclist fatalities.

The total number of unhelmeted motorcyclist fatalities as reported by the FY18 FARS (194) and 2019 CRIS data (185) indicate a decrease; and the FY 2020 target of 198 remains achievable.

Performance Measure: C-9) Number of drivers age 20 or younger involved in fatal crashes (FARS)

Progress: **In Progress**

Program-Area-Level Report

Through the problem identification process, Texas has identified 14 program areas to address traffic fatalities in the state, including fatalities per 100M VMT. The Texas Traffic Safety Program has executed 263 grants for projects that are currently being implemented in these 14 program areas. These efforts include the goal of reducing the number of drivers aged 20 or younger involved in fatal crashes in the state. These include law enforcement and general grants.

The total number of drivers aged 20 or younger involved in fatal crashes as reported by the FY18 FARS (453) and 2019 CRIS data (420) indicate a slight decline, and the FY 2020 target of 487 remains achievable.

Performance Measure: C-10) Number of pedestrian fatalities (FARS)

Progress: **In Progress**

Program-Area-Level Report

For FY 2020, Texas has executed grants for 13 projects that aim to reduce the number of pedestrian fatalities.

The total pedestrian fatalities as reported by the FY18 FARS (612) and 2019 CRIS data (660) indicate a significant increase, however, Texas is working toward the FY 2020 target of 628.

Performance Measure: C-11) Number of bicyclists fatalities (FARS)

Progress: **In Progress**

Program-Area-Level Report

For FY 2020, Texas has executed grants for 13 projects that aim to reduce the number of bicyclist fatalities.

The total bicyclist fatalities as reported by the FY18 FARS (69) and 2019 CRIS data (68) indicate a slight decrease, however, Texas is working toward the FY 2020 target of 52.

Performance Measure: B-1) Observed seat belt use for passenger vehicles, front seat outboard occupants (survey)

Progress: **In Progress**

Program-Area-Level Report

For FY 2020, Texas has executed grants for 4 projects that aim to increase the observed seat belt use for passenger vehicles, front seat outboard occupants.

The observed seat belt use for passenger vehicles, front seat outboard occupants, as reported by the FY 2018 FARS (91.3 percent) and 2019 TTI Statewide Survey data (90.99 percent) indicate a slight decrease, however, Texas is still working toward FY 2020 target of 91.99 percent.

## Performance Plan

## Overview

Sort Order	PM ID	Performance Measure (PM)	Target Period	Target Start Year	Target End Year	Target Value
1	C-1	Traffic Fatalities (FARS)	5 Year	2017	2021	3,687
2	C-2	Serious Injuries (CRIS)	5 Year	2017	2021	17,151
3	C-3	Fatality Rate [per 100 Million VMT] (FARS, FHWA)	5 Year	2017	2021	1.33
4	C-4	Unrestrained Passenger Fatalities (FARS)	Annual	2021	2021	948
5	C-5	Alcohol-Impaired Driving Fatalities [BAC of $\geq .08$ ] (FARS)	Annual	2021	2021	1,591
6	C-6	Speeding Related Fatalities (FARS)	Annual	2021	2021	1,086
7	C-7	Motorcycle Fatalities (FARS)	Annual	2021	2021	405
8	C-8	Unhelmeted Motorcycle Fatalities (FARS)	Annual	2021	2021	190
9	C-9	Drivers Aged under 21 Involved in Fatal Crashes (FARS)	Annual	2021	2021	491
10	C-10	Pedestrian Fatalities (FARS)	Annual	2021	2021	647
11	C-11	Bicycle Fatalities (FARS)	Annual	2021	2021	52
12	B-1	Observed Seat Belt Usage Rate (Survey)	Annual	2021	2021	91.01%
13	A-1	Number of Seat Belt Citations Issued During Grant Funded Enforcement Activities	Annual	2021	2021	
14	A-2	Number of Impaired Driving Arrests Made During Grant Funded Enforcement Activities	Annual	2021	2021	
15	A-3	A-3) Number of Speeding Citations Issued During Grant Funded Enforcement Activities	Annual	2021	2021	
16	PA	Serious Injury Rate (per 100 Million VMT)	5 Year	2017	2021	6.08
17	PS	Non-Motorized Fatalities and Serious Injuries	5 Year	2017	2021	2,316

TEXAS HIGHWAY SAFETY PLAN FOR FISCAL YEAR 2021

Sort Order	Prgm. Area	Performance Measure (PM)	Target Period	Target Start Year	Target End Year	Target Value
1	AL	DUI Serious Injuries	Annual	2021	2021	2,181
2	EM	Students Trained in Initial EMS Certification in Rural and Frontier Areas	Annual	2021	2021	1,523
3	EM	Students Trained in Continuing EMS Certification in Rural and Frontier Areas	Annual	2021	2021	139
4	OP	Child Passenger Restraint Usage	Annual	2021	2021	84.50%
5	PA	Fatal Crashes	Annual	2021	2021	3,638
6	PS	Pedestrian Serious Injuries	Annual	2021	2021	1,503
7	PS	Bicycle Serious Injuries	Annual	2021	2021	358
8	PT	Distracted Driving - Fatal Crashes	Annual	2021	2021	416
9	PT	Distracted Driving - Serious Injury Crashes	Annual	2021	2021	2,502
10	RH	Railroad Fatal Crashes	Annual	2021	2021	3
11	RH	Railroad Serious Injury Crashes	Annual	2021	2021	82
12	RS	Work Zone Fatalities	Annual	2021	2021	226
13	RS	Work Zone Serious Injuries	Annual	2021	2021	926
14	RS	Large Truck Fatalities	Annual	2021	2021	512
15	RS	Large Truck Fatal Crashes	Annual	2021	2021	431
16	SA	Number of Community Coalitions	Annual	2021	2021	18
17	SB	School Bus Passenger Fatalities	5 Year	2017	2021	1.70
18	SC	Speeding Related Serious Injuries	Annual	2021	2021	2,117
19	TR	Percent of Crash Reports Entered into the Database within 30 Days after the Crash	Annual	2021	2021	97.49%

## Performance Measures and Justifications

### Overall Performance Target Justifications:

The HSP performance targets were established based on both data projections and discussion of other relevant factors including the availability of funds, the State's improved economic conditions, oil and gas industry related population growth in the entire State, lower gas prices, increases in non-motorized modes of transportation, and expected increases in miles driven and speed. TxDOT uses a comprehensive review of general trends statewide, and then drills down to the county and local detail level to determine the best use of available resources. Texas uses a linear trend analysis to establish target(s), and analyzed the linear trend analysis of different data sets including three to five years of raw data as well as the moving averages for those data sets. While utilizing the linear trend analysis projections, the slope is determined to be a positive factor or negative factor.

### Performance Measure: C-1) Traffic Fatalities (FARS)

#### Performance Target details

PM ID	Performance Measure (PM)	Target Metric Type	Target Period	Target Start Year	Target End Year	Target Value
C-1	Traffic Fatalities (FARS)	Numeric	5 Year	2017	2021	3,687

#### Performance Target Justification

This is a required performance measure. In May of 2019, the Texas Transportation Commission (TTC) adopted Minute Order 115481, directing TxDOT to work toward the goal of reducing the number of deaths on Texas roadways by half by the year 2035 and to zero by the year 2050. TxDOT modified its performance measures and target calculations accordingly. The calculations for the new targets were developed by dividing FY 2019 CRIS Fatalities (year the direction was provided by TTC) by the number of years left 2050. This afforded TxDOT to achieve 50 percent reduction of fatalities by 2035. As of 2035 the reduction in fatalities was recalculated in the same manner to achieve ZERO fatalities by 2050.

### Performance Measure: C-2) Serious Injuries (CRIS)

#### Performance Target details

PM ID	Performance Measure (PM)	Target Metric Type	Target Period	Target Start Year	Target End Year	Target Value
C-2	Serious Injuries (CRIS) - 2021	Numeric	5 Year	2017	2021	17,151

#### Performance Target Justification

This is a required performance measure. Please refer to "Overall Performance Target Justifications" at the beginning of this section.

## Performance Measure: C-3) Fatality Rate [per 100MVMT] (FARS, FHWA)

## Performance Target details

PM ID	Performance Measure (PM)	Target Metric Type	Target Period	Target Start Year	Target End Year	Target Value
C-3	Fatality Rate [per 100 Million VMT] (FARS, FHWA)	Numeric	5 Year	2017	2021	1.33

## Performance Target Justification

This is a required performance measure. Please refer to “Overall Performance Target Justifications” at the beginning of this section.

## Performance Measure: C-4) Unrestrained Passenger Fatalities (FARS)

## Performance Target details

PM ID	Performance Measure (PM)	Target Metric Type	Target Period	Target End Year	Target Value
C-4	Unrestrained Passenger Fatalities (FARS)	Numeric	Annual	2021	948

## Performance Target Justification

This is a required performance measure. Please refer to “Overall Performance Target Justifications” at the beginning of this section.

## Performance Measure: C-5) Alcohol Impaired Driving Fatalities (FARS)

## Performance Target details

PM ID	Performance Measure (PM)	Metric Type	Target Period	Target End Year	Target Value
C-5	Alcohol-Impaired Driving Fatalities [BAC of $\geq .08$ ] (FARS)	Numeric	Annual	2021	1,591

## Performance Target Justification

This is a required performance measure. Please refer to “Overall Performance Target Justifications” at the beginning of this section.

## Performance Measure: C-6) Speeding Related Fatalities (FARS)

## Performance Target details

PM ID	Performance Measure (PM)	Metric Type	Target Period	Target End Year	Target Value
C-6	Speeding Related Fatalities (FARS)	Numeric	Annual	2021	1,086

## Performance Target Justification

This is a required performance measure. Please refer to “Overall Performance Target Justifications” at the beginning of this section.

## Performance Measure: C-7) Motorcycle Fatalities (FARS)

## Performance Target details

PM ID	Performance Measure (PM)	Metric Type	Target Period	Target End Year	Target Value
C-7	Motorcycle Fatalities (FARS)	Numeric	Annual	2021	405

## Performance Target Justification

This is a required performance measure. Please refer to “Overall Performance Target Justifications” at the beginning of this section.

## Performance Measure: C-8) Unhelmeted Motorcycle Fatalities (FARS)

## Performance Target details

PM ID	Performance Measure (PM)	Metric Type	Target Period	Target End Year	Target Value
C-8	Unhelmeted Motorcycle Fatalities (FARS)	Numeric	Annual	2021	190

## Performance Target Justification

This is a required performance measure. Please refer to “Overall Performance Target Justifications” at the beginning of this section.



## Performance Measure: C-9) Drivers Aged under 21 Involved in Fatal Crashes (FARS)

## Performance Target details

PM ID	Performance Measure (PM)	Metric Type	Target Period	Target End Year	Target Value
C-9	Drivers Aged under 21 Involved in Fatal Crashes (FARS)	Numeric	Annual	2021	491

## Performance Target Justification

This is a required performance measure. Please refer to “Overall Performance Target Justifications” at the beginning of this section.

## Performance Measure: C-10) Pedestrian Fatalities (FARS)

## Performance Target details

PM ID	Performance Measure (PM)	Metric Type	Target Period	Target End Year	Target Value
C-10	Pedestrian Fatalities (FARS)	Numeric	Annual	2021	647

## Performance Target Justification

This is a required performance measure. Please refer to “Overall Performance Target Justifications” at the beginning of this section.

## Performance Measure: C-11) Bicyclists Fatalities (FARS)

## Performance Target details

PM ID	Performance Measure (PM)	Metric Type	Target Period	Target End Year	Target Value
C-11	Bicycle Fatalities (FARS)	Numeric	Annual	2021	52

## Performance Target Justification

This is a required performance measure. Please refer to “Overall Performance Target Justifications” at the beginning of this section.

## Performance Measure: B-1) Observed Seat Belt Usage Rate (Survey)

## Performance Target details

PM ID	Performance Measure (PM)	Metric Type	Target Period	Target End Year	Target Value
B-1	Observed Seat Belt Usage Rate (Survey)	Percentage	Annual	2021	91.01%

## Performance Target Justification

The performance targets were established based on both data projections and discussion of other relevant factors including the availability of funds, the State's improved economic conditions, oil and gas industry- related population growth in the entire State, lower gas prices, increases in non-motorized modes of transportation, and expected increases in miles driven and speed. TxDOT uses a comprehensive review of general trends statewide, and then drills down to the county and local detail level to determine the best use of available resources.

## Performance Measure: A-1 Number of Seat Belt Citations Issued During Grant Funded Enforcement Activities

## Performance Target details

PM ID	Performance Measure (PM)	Metric Type	Target Period	Target End Year	Target Value
A-1	Number of Seat Belt Citations Issued During Grant Funded Enforcement Activities	Numeric	Annual	2021	

## Performance Target Justification

This performance measure does not have an established target.

## Performance Measure: A-2) Number of Impaired Driving Arrests Made During Grant Funded Enforcement Activities

## Performance Target details

PM ID	Performance Measure (PM)	Metric Type	Target Period	Target End Year	Target Value
A-2	Number of Impaired Driving Arrests Made During Grant Funded Enforcement Activities	Numeric	Annual	2021	

## Performance Target Justification

This performance measure does not have an established target.

### Performance Measure: A-3) Number of Speeding Citations Issued During Grant Funded Enforcement Activities

#### Performance Target details

PM ID	Performance Measure (PM)	Metric Type	Target Period	Target End Year	Target Value
A-3	Number of Speeding Citations Issued During Grant Funded Enforcement Activities	Numeric	Annual	2021	

#### Performance Target Justification

This performance measure has no established target.

### Performance Measure: Serious Injury Rate (per 100 Million VMT)

#### Performance Target details

Prgm. Area	Performance Measure (PM)	Metric Type	Target Period	Target Start Year	Target End Year	Target Value
PA	Serious Injury Rate (per 100 Million VMT)	Numeric	5 Year	2017	2021	6.08

#### Performance Target Justification

Please refer to “Overall Performance Target Justifications” at the beginning of this section.

### Performance Measure: Non-Motorized Fatalities and Serious Injuries

#### Performance Target details

Prgm. Area	Performance Measure (PM)	Metric Type	Target Period	Target Start Year	Target End Year	Target Value
PS	Non-Motorized Fatalities & Serious Injuries	Numeric	5 Year	2017	2021	2,316

#### Performance Target Justification

Please refer to “Overall Performance Target Justifications” at the beginning of this section.

### Performance Measure: DUI Serious Injuries

#### Performance Target details

Prgm. Area	Performance Measure (PM)	Metric Type	Target Period	Target End Year	Target Value
AL	DUI Serious Injuries	Numeric	Annual	2021	2,181

#### Performance Target Justification

Please refer to “Overall Performance Target Justifications” at the beginning of this section.

### Performance Measure: Students Trained in Initial EMS Certification in Rural and Frontier Areas

#### Performance Target details

Prgm. Area	Performance Measure (PM)	Metric Type	Target Period	Target End Year	Target Value
EM	Students Trained in Initial EMS Certification in Rural and Frontier Areas	Numeric	Annual	2021	1,523

#### Performance Target Justification

Please refer to “Overall Performance Target Justifications” at the beginning of this section.

### Performance Measure: Students Trained in Continuing EMS Certification in Rural and Frontier Areas

#### Performance Target details

Prgm. Area	Performance Measure (PM)	Metric Type	Target Period	Target End Year	Target Value
EM	Students Trained in Continuing EMS Certification in Rural and Frontier Areas	Numeric	Annual	2021	139

#### Performance Target Justification

Please refer to “Overall Performance Target Justifications” at the beginning of this section.

### Performance Measure: Child Passenger Restraint Usage

#### Performance Target details

Prgm. Area	Performance Measure (PM)	Metric Type	Target Period	Target End Year	Target Value
OP	Child Passenger Restraint Usage	Percentage	Annual	2021	84.50%

#### Performance Target Justification

Please refer to “Overall Performance Target Justifications” at the beginning of this section.

## Performance Measure: Fatal Crashes

## Performance Target details

Prgm. Area	Performance Measure (PM)	Metric Type	Target Period	Target End Year	Target Value
PA	Fatal Crashes	Numeric	Annual	2021	3,638

## Performance Target Justification

Please refer to “Overall Performance Target Justifications” at the beginning of this section.

## Performance Measure: Pedestrian Serious Injuries

## Performance Target details

Prgm. Area	Performance Measure (PM)	Metric Type	Target Period	Target End Year	Target Value
PS	Pedestrian Serious Injuries	Numeric	Annual	2021	1,503

## Performance Target Justification

Please refer to “Overall Performance Target Justifications” at the beginning of this section.

## Performance Measure: Bicycle Serious Injuries

## Performance Target details

Prgm. Area	Performance Measure (PM)	Metric Type	Target Period	Target End Year	Target Value
PS	Bicycle Serious Injuries	Numeric	Annual	2021	358

## Performance Target Justification

Please refer to “Overall Performance Target Justifications” at the beginning of this section.

## Performance Measure: Distracted Driving Related Fatal Crashes

## Performance Target details

Prgm. Area	Performance Measure (PM)	Metric Type	Target Period	Target End Year	Target Value
PT	Distracted Driving - Fatal Crashes	Numeric	Annual	2021	416

## Performance Target Justification

Please refer to “Overall Performance Target Justifications” at the beginning of this section.

## Performance Measure: Distracted Driving Related Serious Injury Crashes

## Performance Target details

Prgm. Area	Performance Measure (PM)	Metric Type	Target Period	Target End Year	Target Value
PT	Distracted Driving – Serious Injury Crashes	Numeric	Annual	2021	2,502

## Performance Target Justification

Please refer to “Overall Performance Target Justifications” at the beginning of this section.

## Performance Measure: Railroad Fatal Crashes

## Performance Target details

Prgm. Area	Performance Measure (PM)	Metric Type	Target Period	Target End Year	Target Value
RH	Railroad Fatal Crashes	Numeric	Annual	2021	3

## Performance Target Justification

Please refer to “Overall Performance Target Justifications” at the beginning of this section.

## Performance Measure: Railroad Serious Injury Crashes

## Performance Target details

Prgm. Area	Performance Measure (PM)	Metric Type	Target Period	Target End Year	Target Value
RH	Railroad Serious Injury Crashes	Numeric	Annual	2021	82

## Performance Target Justification

Please refer to “Overall Performance Target Justifications” at the beginning of this section.

## Performance Measure: Work Zone Fatalities

## Performance Target details

Prgm. Area	Performance Measure (PM)	Metric Type	Target Period	Target End Year	Target Value
RS	Work Zone Fatalities	Numeric	Annual	2021	226

## Performance Target Justification

Please refer to “Overall Performance Target Justifications” at the beginning of this section.

## Performance Measure: Work Zone Serious Injuries

## Performance Target details

Prgm. Area	Performance Measure (PM)	Metric Type	Target Period	Target End Year	Target Value
RS	Work Zone Serious Injuries	Numeric	Annual	2021	926

## Performance Target Justification

Please refer to “Overall Performance Target Justifications” at the beginning of this section.

## Performance Measure: Large Truck Fatalities

## Performance Target details

Prgm. Area	Performance Measure (PM)	Metric Type	Target Period	Target End Year	Target Value
RS	Large Truck Fatalities	Numeric	Annual	2021	512

## Performance Target Justification

Please refer to “Overall Performance Target Justifications” at the beginning of this section.

## Performance Measure: Large Truck Fatal Crashes

## Performance Target details

Prgm. Area	Performance Measure (PM)	Metric Type	Target Period	Target End Year	Target Value
RS	Large Truck Fatal Crashes	Numeric	Annual	2021	431

## Performance Target Justification

Please refer to “Overall Performance Target Justifications” at the beginning of this section.

## Performance Measure: Number of Community Coalitions

## Performance Target details

Prgm. Area	Performance Measure (PM)	Metric Type	Target Period	Target End Year	Target Value
SA	Number of Community Coalitions	Numeric	Annual	2021	18

## Performance Target Justification

Please refer to “Overall Performance Target Justifications” at the beginning of this section.



## Performance Measure: School Bus Passenger Fatalities

## Performance Target details

Prgm. Area	Performance Measure (PM)	Metric Type	Target Period	Target Start Year	Target End Year	Target Value
SB	School Bus Passenger Fatalities	Numeric	5 Year	2017	2021	1.70

## Performance Target Justification

Please refer to “Overall Performance Target Justifications” at the beginning of this section.

## Performance Measure: Speeding Related Serious Injuries

## Performance Target details

Prgm. Area	Performance Measure (PM)	Metric Type	Target Period	Target End Year	Target Value
SC	Speeding Related Serious Injuries	Numeric	Annual	2021	2,117

## Performance Target Justification

Please refer to “Overall Performance Target Justifications” at the beginning of this section.

## Performance Measure: Percent of Crash Reports Entered into Database within 30 Days of Crash

## Performance Target details

Prgm. Area	Performance Measure (PM)	Metric Type	Target Period	Target End Year	Target Value
TR	Percent of Crash Reports Entered into the Database within 30 Days after the Crash	Percentage	Annual	2021	97.49%

## Performance Target Justification

Please refer to “Overall Performance Target Justifications” at the beginning of this section.

**Certification: State HSP performance targets are identical to the State DOT targets for common performance measures (fatality, fatality rate, and serious injuries) reported in the HSIP annual report, as coordinated through the State SHSP.**

I certify: Yes

**A-1) Number of seat belt citations issued during grant-funded enforcement activities\***

Seat belt citations: 22,097

Fiscal Year: 2019

**A-2) Number of impaired driving arrests made during grant-funded enforcement activities\***

Impaired driving arrests: 2,240

Fiscal Year: 2019

**A-3) Number of speeding citations issued during grant-funded enforcement activities\***

Speeding citations: 171,923

Fiscal Year: 2019

## Program Areas

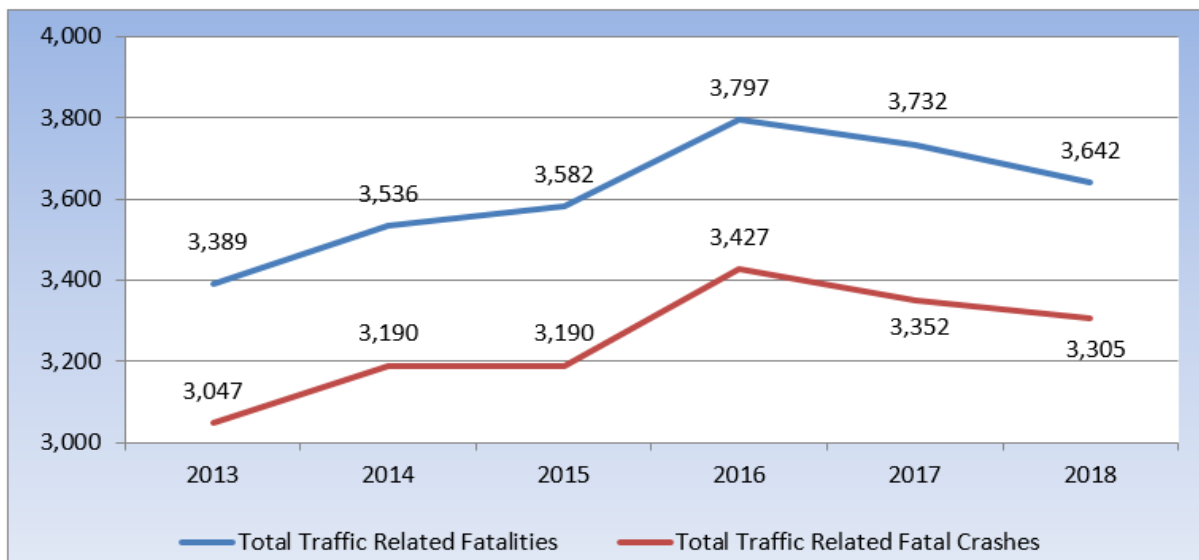
### Program Area: Planning & Administration

#### Description of Highway Safety Problems

#### Planning - P&A

**Problem ID** - The State of Texas has had 3,658 annual fatalities on average, from 2014 to 2018. FARS data shows that there was upward movement from 2014, with 3,536 fatalities to 2016 when fatalities climbed to 3,797. In 2017, we start to see a slight decrease which continues into 2018 with a total of 3,642 fatalities.

#### State of Texas: Total Traffic Fatalities (C-1)



Source: Fatality Analysis Reporting System (FARS June 4th, 2020)

Single vehicle, run-off the road crashes resulted in 1,289 fatalities in 2018. This was 35.42 percent of all motor vehicle traffic fatalities in 2018. Sunday, November 11th was the deadliest day in 2018 with 25 persons killed in traffic crashes. October was the deadliest month with 332 persons killed.[1] In 2016, the majority of fatalities occurred on US or State Highways (42.0 percent), followed by Interstates (18.9 percent) and Farm to Market Roads (16.5 percent).[2]

[1] Texas Motor Vehicle Traffic Crash Statistics Calendar Year 2018  
[http://ftp.dot.state.tx.us/pub/txdot-info/trf/crash\\_statistics/2018/01.pdf](http://ftp.dot.state.tx.us/pub/txdot-info/trf/crash_statistics/2018/01.pdf)

[2] Texas Motor Vehicle Traffic Crash Statistics Calendar Year 2018  
[http://ftp.dot.state.tx.us/pub/txdot-info/trf/crash\\_statistics/2018/05.pdf](http://ftp.dot.state.tx.us/pub/txdot-info/trf/crash_statistics/2018/05.pdf)

**Fatal Crashes and Fatalities by Month and Road Type****2018**

Month	INTERSTATE		US & STATE HIGHWAYS		FARM TO MARKET		COUNTY ROAD		CITY STREET		TOLLWAY		Total	
	Fatal Crashes	Fatalities	Fatal Crashes	Fatalities	Fatal Crashes	Fatalities	Fatal Crashes	Fatalities	Fatal Crashes	Fatalities	Fatal Crashes	Fatalities	Fatal Crashes	Fatalities
January	61	69	117	127	50	56	16	16	52	54	0	0	296	322
February	52	58	104	116	43	44	16	16	44	46	0	0	259	280
March	47	55	112	126	49	55	28	30	40	40	3	3	279	309
April	47	51	113	130	38	43	23	24	35	36	2	2	258	286
May	59	70	125	140	42	43	14	14	48	49	2	2	291	319
June	48	52	115	136	56	66	17	17	41	42	0	0	277	313
July	53	58	125	140	49	54	18	19	47	47	1	1	293	319
August	54	61	109	118	44	47	17	19	31	34	1	1	256	280
September	39	44	95	112	42	46	14	17	42	45	0	0	232	264
October	54	59	115	132	48	52	18	23	62	65	1	1	298	332
November	63	67	118	129	41	48	21	22	56	59	3	3	302	328
December	41	42	107	124	41	45	23	25	48	49	2	2	262	287
<b>Total</b>	<b>618</b>	<b>686</b>	<b>1,355</b>	<b>1,530</b>	<b>543</b>	<b>599</b>	<b>225</b>	<b>242</b>	<b>546</b>	<b>566</b>	<b>15</b>	<b>15</b>	<b>3,303</b>	<b>3,639</b>

*Information contained in this report represents reportable data collected from Texas Peace Officer's Crash Reports (CR-3) received and processed by the Department as of May 6, 2019 [2]*

In 2018, fatal crashes in Texas were most likely to occur on Saturdays with 16.7 percent of all fatal crashes and Sundays with 16.2 percent of all fatal crashes. The hours of 6:00 to 9:00 p.m. were the deadliest, with 17 percent of all fatal crashes occurring during this time frame. However, the combined time frame between 6:00 p.m. until 3:00 a.m. accounted for 47.8 percent of all fatal crashes indicating the need for increased nighttime enforcement. It is worth noting that there is a significant volume of fatal crashes during all timeframes.

**Fatal Crashes by Hour and Day of the Week****2018**

Crash Hour	SUN	MON	TUE	WED	THU	FRI	SAT	Total
Midnight to 02:59 AM	129	56	37	39	53	64	115	493
03:00 to 05:59 AM	80	38	33	36	38	35	64	324
06:00 to 08:59 AM	49	63	65	56	56	53	48	390
09:00 to 11:59 AM	30	45	37	42	34	34	44	266
Noon to 02:59 PM	40	58	54	63	43	42	41	341
03:00 to 05:59 PM	53	55	61	58	60	64	53	404
06:00 to 08:59 PM	83	71	64	71	69	105	98	561
09:00 to 11:59 PM	71	70	49	74	70	101	89	524
<b>Total</b>	<b>535</b>	<b>456</b>	<b>400</b>	<b>439</b>	<b>423</b>	<b>498</b>	<b>552</b>	<b>3,303</b>

*Information contained in this report represents reportable data collected from Texas Peace Officer's Crash Reports (CR-3) received and processed by the Department as of May 6, 2019. [1]*

[1] Texas Motor Vehicle Traffic Crash Statistics Calendar Year 2018.

[http://ftp.dot.state.tx.us/pub/txdot-info/trf/crash\\_statistics/2018/17.pdf](http://ftp.dot.state.tx.us/pub/txdot-info/trf/crash_statistics/2018/17.pdf)

[2] Texas Motor Vehicle Traffic Crash Statistics Calendar Year 2018.

[http://ftp.dot.state.tx.us/pub/txdot-info/trf/crash\\_statistics/2018/05.pdf](http://ftp.dot.state.tx.us/pub/txdot-info/trf/crash_statistics/2018/05.pdf)

According to FARS data, 21.3 percent of persons killed in Texas were between the ages of 25 and 34 years of age in 2018. Persons aged 35 to 44 years old accounted for 14.3 percent and 45 to 54 years old account for an additional 13.9 percent. Persons between the age of 25 and 54 years old accounted for 49.5 percent of all persons killed.

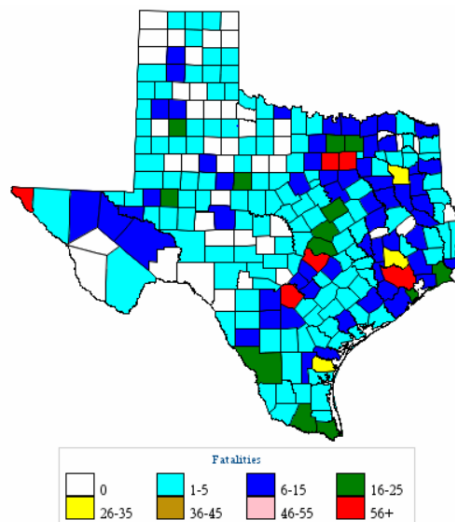
### State of Texas: Vehicle Occupants Killed by Age and Vehicle Type (2018)

Vehicle Occupants Killed, by Age and Vehicle Type - State : Texas, Year : 2018									
SELECT REPORT CRITERIA:					STATE: Texas	YEAR: 2018	VIEW		
OUTPUT OPTIONS:					EXPORT (TXT)		EXPORT (XLS)		
Age (Years)	Vehicle Type	Passenger Cars	Light Trucks	Large Trucks	Buses	Other/Unknown	Total	Motorcycles	Total
< 5		16	16	0	0	0	32	0	32
5 - 9		16	25	0	0	2	43	0	43
10 - 15		22	34	3	1	4	64	0	64
16 - 20		141	98	4	0	5	248	18	266
21 - 24		137	104	10	1	3	255	38	293
25 - 34		243	250	25	1	6	525	100	625
35 - 44		143	169	23	0	2	337	82	419
45 - 54		123	171	33	0	2	329	80	409
55 - 64		95	140	28	1	0	264	71	335
65 - 74		98	116	7	0	3	224	26	250
> 74		92	89	4	0	4	189	1	190
Unknown		6	1	0	0	0	7	0	7
TOTAL		1,132	1,213	137	4	31	2,517	416	2,933

Source: Fatality Analysis Reporting System (FARS June 4th, 2020)

<https://www-fars.nhtsa.dot.gov/people/peopleoccupants.aspx>

### State of Texas: Fatalities by County (2018)

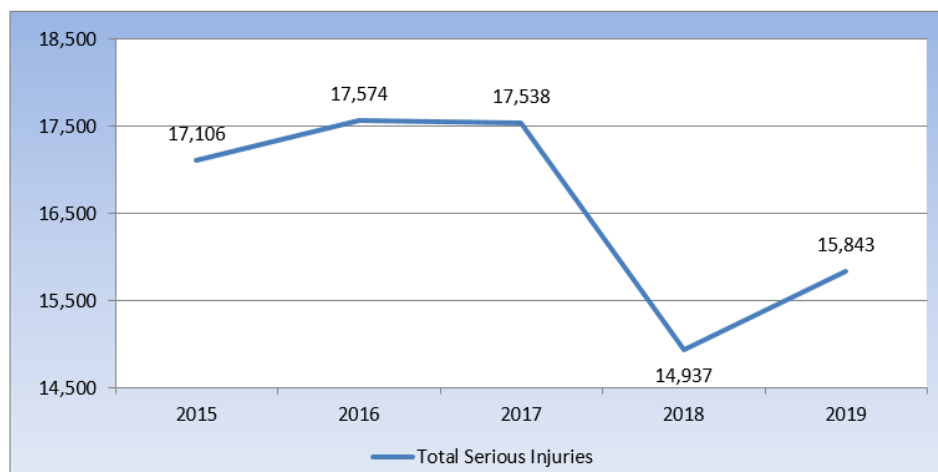


Source: Fatality Analysis Reporting System (FARS June 4th, 2020)

With the exception of the El Paso TxDOT District area, the majority of fatal crashes are concentrated north to south in the east and central portions of the State of Texas. This is also the location of the major metropolitan areas within the State. The State is seeing increases in fatalities in West Texas, and this increase is attributed to the oil and gas boom occurring in this part of the State. The State of Texas continues to see expansion in the rural areas of the state in population and vehicles due to the oil and gas boom as well as the related businesses that service the needs of that industry.

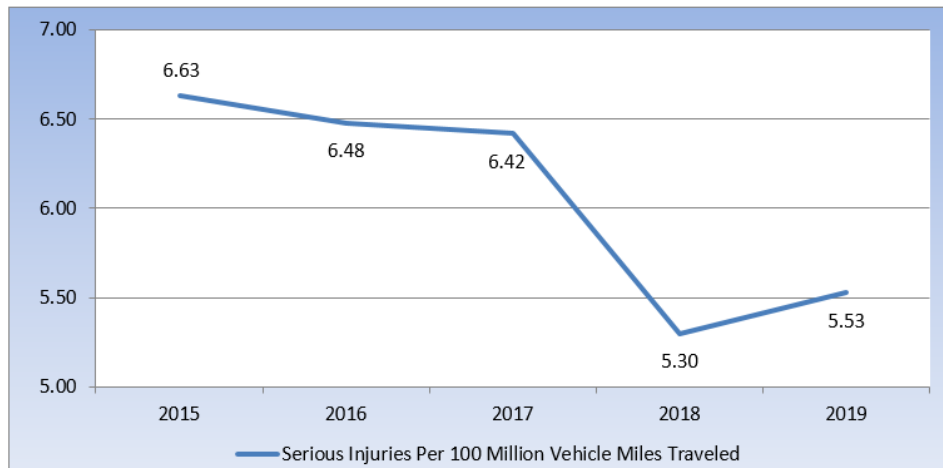
Texas has seen a decrease in the number of reportable serious injuries from a high of 17,106 in 2015 to 15,843 reported in 2019, a decrease of 7.4 percent.

### State of Texas: Serious Injuries (C-2)



Source: Fatality Analysis Reporting System (FARS June 4th, 2020)

### State of Texas: Serious Injury Rate



Source: CRIS. Information contained in this report represents reportable data collected from Texas Peace Officers Crash Reports (CR-3) received and processed by the Department of Transportation as of April 15, 2020

**P&A Performance Measures and Target Setting** - Texas established its performance targets based on data projections SHSP, FARS and CRIS data.

**P&A Impacts of Proposed Strategies** - FARS data projections indicate an increase in fatalities in 2021 to 4,222 along with 3,697 fatal crashes. By 2022, Texas projects an increase to 4,327 fatalities resulting from 3,779 fatal crashes. The calculations for these projections and targets\* are as follows:

<b>C-1</b>	<b>2014</b>	<b>2015</b>	<b>2016</b>	<b>2017</b>	<b>2018</b>
<b>Traffic Fatalities</b>	3,536	3,582	3,797	3,732	3,642
<b>Traffic Fatalities</b>	<b>2019</b>	<b>2020</b>	<b>2021</b>	<b>2022</b>	
<b>M Value</b>	105.2	105.2	105.2	105.2	
<b>X Value</b>	9.00	10.00	11.00	12.00	
<b>B Value</b>	3,065	3,065	3,065	3,065	
<b>Projection</b>	4,012	4,117	4,222	4,327	
<b>Target</b>	3,980	4,068	3,384	3,272	

\*The M, X, and B values are based on the single year projections in the 2017-2022 SHSP.

	<b>2014</b>	<b>2015</b>	<b>2016</b>	<b>2017</b>	<b>2018</b>
<b>Fatal Crashes</b>	3,192	3,193	3,424	3,347	3,314
<b>Fatal Crashes</b>	<b>2019</b>	<b>2020</b>	<b>2021</b>	<b>2022</b>	
<b>M Value</b>	82.5	82.5	82.5	82.5	
<b>X Value</b>	9.00	10.00	11.00	12.00	
<b>B Value</b>	2,789.3	2,789.3	2,789.3	2,789.3	
<b>Projection</b>	3,532	3,614	3,697	3,779	
<b>Target</b>	3,504	3,571	3,638	3,704	

\*The M, X, and B values are based on the single year projections in the 2017-2022 SHSP.

Trend projections using CRIS data indicate that for 2021, the State of Texas can expect to report 19,141 serious injuries. By 2022, Texas can expect to report 19,454 serious injuries. The calculations for these projections and targets\* are as follows:



<b>C-2</b>	<b>2014</b>	<b>2015</b>	<b>2016</b>	<b>2017</b>	<b>2018</b>
<b>Serious Injuries</b>	17,098	17,106	17,574	17,538	14,937

<b>Serious Injuries</b>	<b>2019</b>	<b>2020</b>	<b>2021</b>	<b>2022</b>
<b>M Value</b>	312.7	312.7	312.7	312.7
<b>X Value</b>	8.00	9.00	10.0	11.0
<b>B Value</b>	16,014	16,014	16,014	16,014
<b>Projection</b>	18,516	18,828	19,141	19,454
<b>Target</b>	18,367	18,602	18,835	19,065

\*The M, X, and B values are based on the single year projections in the 2017-2022 SHSP.

Trend projections using FARS data indicate that for 2021, the State of Texas can expect to report a Fatality Rate of 1.51 and by 2022, Texas can expect to report a Fatality Rate of 1.53. The calculations for these projections and targets\* are as follows:

<b>C-3</b>	<b>2014</b>	<b>2015</b>	<b>2016</b>	<b>2017</b>	<b>2018</b>
<b>Fatality Rate</b>	1.45	1.39	1.40	1.37	1.29

<b>Fatality Rate</b>	<b>2019</b>	<b>2020</b>	<b>2021</b>	<b>2022</b>
<b>M Value</b>	0.016	0.016	0.016	0.016
<b>X Value</b>	9.00	10.00	11.00	12.00
<b>B Value</b>	1.336	1.336	1.336	1.336
<b>Projection</b>	1.48	1.50	1.51	1.53
<b>Target</b>	1.47	1.48	1.25	1.24

\*The M, X, and B values are based on the single year projections in the 2017-2022 SHSP.

Trend projections using CRIS data indicate that for 2021, the State of Texas can expect to report Serious Injury Rate of 6.51 and by 2022, Texas can expect to report a Serious Injury Rate of 6.47. The calculations for these projections and targets\* are as follows:

	<b>2014</b>	<b>2015</b>	<b>2016</b>	<b>2017</b>	<b>2018</b>
<b>Serious Injury Rate</b>	7.04	6.63	6.48	6.42	5.37

<b>Serious Injury Rate</b>	<b>2019</b>	<b>2020</b>	<b>2021</b>	<b>2022</b>
<b>M Value</b>	-0.042	-0.042	-0.042	-0.042
<b>X Value</b>	8.00	9.00	10.00	11.00
<b>B Value</b>	6.934	6.934	6.934	6.934
<b>Projection</b>	6.60	6.56	6.51	6.47
<b>Target</b>	6.60	6.56	6.51	6.47

\*The M, X, and B values are based on the single year projections in the 2017-2022 SHSP.

**P&A Performance Targets:****Target: Traffic Fatalities (C-1)**

2021 Target: To decrease fatalities to no more than a five-year average of 3,687 fatalities in 2021

The 2021 Target expressed as a 5-year average would be as follows:

Year	Target or Actual Data	Source
2017	3,732	FARS
2018	3,642	ARF
2019	3,610	CRIS
2020	4,068	Target
2021	3,384	Target
2021 Target expressed as 5-year average		3,687

As noted in the table above, the calendar year target for 2021 would be 3,384 fatalities

2022 Target: To decrease the fatalities to no more than 3,272 fatalities in 2022

**Target: Fatal Crashes**

2021 Target: To decrease the expected rise of fatal crashes from 3,314 fatal crashes in 2018 to no more than 3,638 fatal crashes in 2021

2022 Target: To decrease the expected rise of fatal crashes from the projected 3,697 fatal crashes in 2021 to no more than 3,704 fatal crashes in 2022

**Target: Serious Injuries (C-2)**

2021 Target: To decrease the expected rise of serious injuries to no more than a five-year average of 17,151 serious injuries in 2021

The 2021 Target expressed as a 5-year average would be as follows:

Year	Target or Actual Data	Source
2017	17,538	CRIS
2018	14,937	CRIS
2019	15,843	CRIS
2020	18,602	Target
2021	18,835	Target
2021 Target expressed as 5-year average		17,151

As noted in the table above, the calendar year target for 2021 would be 18,835 serious injuries

2022 Target: To decrease the expected rise of serious injuries from the projected 19,141 serious injuries in 2021 to no more than 19,065 serious injuries in 2022

### **Target: Fatality Rate (Fatalities Per 100 Million Vehicle Miles Driven) (C-3)**

2021 Target: To decrease the expected rise of fatalities per 100 MVMT to no more than a five-year average of 1.33 fatalities per 100 MVMT in 2021

The 2021 Target expressed as a 5-year average would be as follows:

Year	Target or Actual Data	Source
2017	1.37	FARS
2018	1.31	ARF
2019	1.26	CRIS
2020	1.48	Target
2021	1.25	Target
2021 Target expressed as 5-year average		1.33

As noted in the table above, the calendar year fatality rate target would be 1.25 for 2021

2022 Target: To decrease the number of fatalities per 100 MVMT from the projected 1.51 fatalities per 100 MVMT in 2021 to no more than 1.24 fatalities per 100 MVMT in 2022

### **Target: Serious Injury Rate**

2021 Target: To decrease the serious injuries per 100 MVMT to no more than a five-year average of 6.08 serious injuries per 100 MVMT in 2021

The 2021 Target expressed as a 5-year average would be as follows:

Year	Target or Actual Data	Source
2017	6.42	CRIS
2018	5.37	CRIS
2019	5.53	CRIS
2020	6.56	Target
2021	6.51	Target
2021 Target expressed as 5-year average		6.08

As noted in the table above, the serious injury rate target would be 6.51 for 2021

2022 Target: To decrease the rate of serious injuries per 100 MVMT from 6.51 serious injuries per 100 MVMT in 2021 to 6.47 serious injuries per 100 MVMT in 2022

## Planning and Administration

PA - 01

## Project Descriptions

Task: **Program Management**

Planning and Administration PA - 01

Planned Activity Name 2021-TxDOT-G-1YG-0198 Division TRF-TS Organization Name TxDOT - Traffic Safety

Primary Countermeasure Strategy ID : Planning and Administration Program Management

Title / Desc. **Agate Software Inc**

Provide software services for the maintenance support of the TxDOT Traffic Safety Electronic Grants Management System (eGrants) using Agate's IntelliGrants COTS product

Budget:

# Projects	Fund	Source	Federal Funding	State Funding	Program Income	Local Match	Project Total
1	State	State	\$0.00	\$55,000.00	\$0.00	\$0.00	<b>\$55,000.00</b>

Planned Activity Name 2021-TxDOT-G-1YG-0199 Division TRF-TS Organization Name TxDOT - Traffic Safety

Primary Countermeasure Strategy ID : Planning and Administration Program Management

Title / Desc. **Agate Software Inc**

Provide software development services for the continued enhancement of the TxDOT Traffic Safety Electronic Grants Management System (eGrants) using Agate's IntelliGrants COTS product

Budget:

# Projects	Fund	Source	Federal Funding	State Funding	Program Income	Local Match	Project Total
1	402	PA	\$25,000.00	\$0.00	\$0.00	\$0.00	<b>\$25,000.00</b>

Planned Activity Name 2021-TxDOT-G-1YG-0201 Division TRF-TS Organization Name TxDOT - Traffic Safety

Primary Countermeasure Strategy ID : Planning and Administration Program Management

Title / Desc. **Rhyan Technology Services**

Provide business analysis services for the continued enhancement and support of the TxDOT Traffic Safety Electronic Grants Management System (eGrants)

Budget:

# Projects	Fund	Source	Federal Funding	State Funding	Program Income	Local Match	Project Total
1	402	PA	\$575,000.00	\$0.00	\$0.00	\$0.00	<b>\$575,000.00</b>

Task: **Program Management**

Planning and Administration PA - 01

Planned Activity Name 2021-TxDOT-G-1YG-0202 Division TRF-TS Organization Name TxDOT - Traffic Safety

Primary Countermeasure Strategy ID : Planning and Administration Program Management

Title / Desc. **TRF-TS Program Operations**

Conduct and manage the TexasTrafficSafetyProgram in order to identify traffic safety problem areas & implement programs to reduce the number& severity of traffic related crashes, injuries, fatalities.

## Budget:

# Projects	Fund	Source	Federal Funding	State Funding	Program Income	Local Match	Project Total
1	State	State	\$0.00	\$4,414,000.00	\$0.00	\$0.00	<b>\$4,414,000.00</b>

Task: **Training**

Planning and Administration PA - 01

Planned Activity Name 2021-TTI-G-1YG-0095 Division TRF-TS Organization Name Texas A&M Transportation Institute

Primary Countermeasure Strategy ID : Planning and Administration Training

Title / Desc. **2021 Statewide Traffic Safety Conference**

TTI will plan and conduct a thirteenth Statewide Traffic Safety Conference. This project provides support for planning, implementing and reporting on that conference.

## Objectives

- Coordinate 1 plan for a thirteenth statewide traffic safety conference by 5/1/2021
- Achieve 5% increase in conference registrations compared to 2020 by 8/31/2021
- Provide 1 evaluation of conference participant satisfaction and other performance metrics by 9/30/2021
- Conduct 1 statewide traffic safety conference by 6/16/2021

## Budget:

# Projects	Fund	Source	Federal Funding	State Funding	Program Income	Local Match	Project Total
1	402	PA	\$64,784.10	\$0.00	\$60,000.00	\$30,606.08	<b>\$155,390.18</b>

## Planning and Administration

**FY 2021**  
**Budget Module: PA - 01**

Program Area	# Proj	Total	FEDERAL					STATE			Fed. 402 to Local
			402	405B	405C	405D	405F / 405H	STATE	INCOME	LOCAL	
Program Management	4	\$5,069,000.00	\$600,000.00					\$4,469,000.00			
Enforcement	0										
Evaluation	0										
Public Information & Education	0										
Training	1	\$155,390.18	\$64,784.10						\$60,000.00	\$30,606.08	
<b>TOTALS:</b>	<b>5</b>	<b>\$5,224,390.18</b>	<b>\$664,784.10</b>					<b>\$4,469,000.00</b>	<b>\$60,000.00</b>	<b>\$30,606.08</b>	

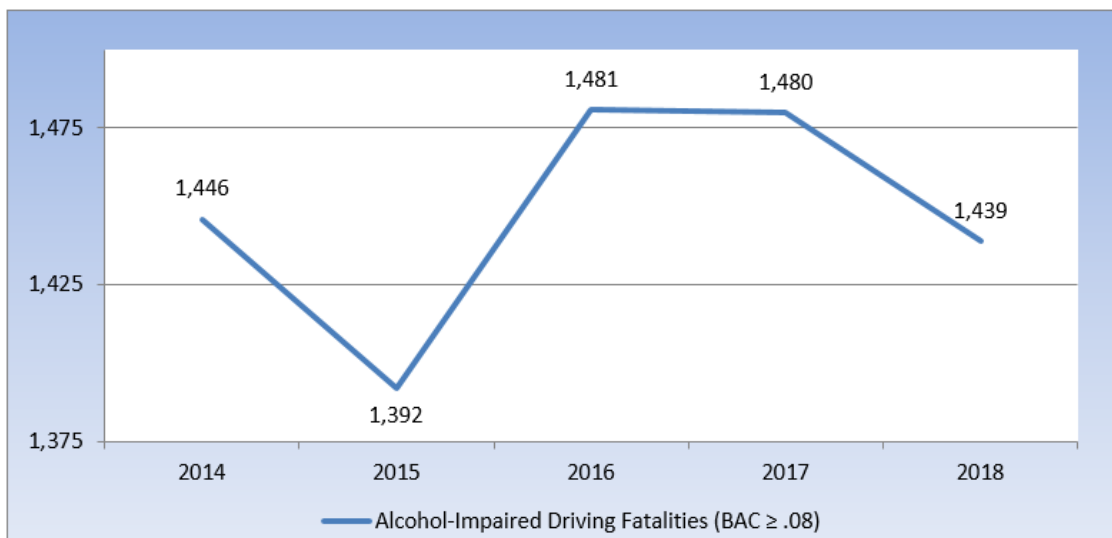
Program Area: Impaired Driving - Drug and Alcohol  
Description of Highway Safety Problems

**Impaired Driving - Drug and Alcohol (AL)**

**Problem ID:** In 2018, there were 1,439 alcohol-impaired fatalities in Texas. Texas ranks in the Top 10 states nationally for the ninth consecutive year for alcohol-impaired fatalities per 100 million vehicle miles traveled and is classified as a mid-range fatality state eligible for FAST Act Section 405(D) funding.

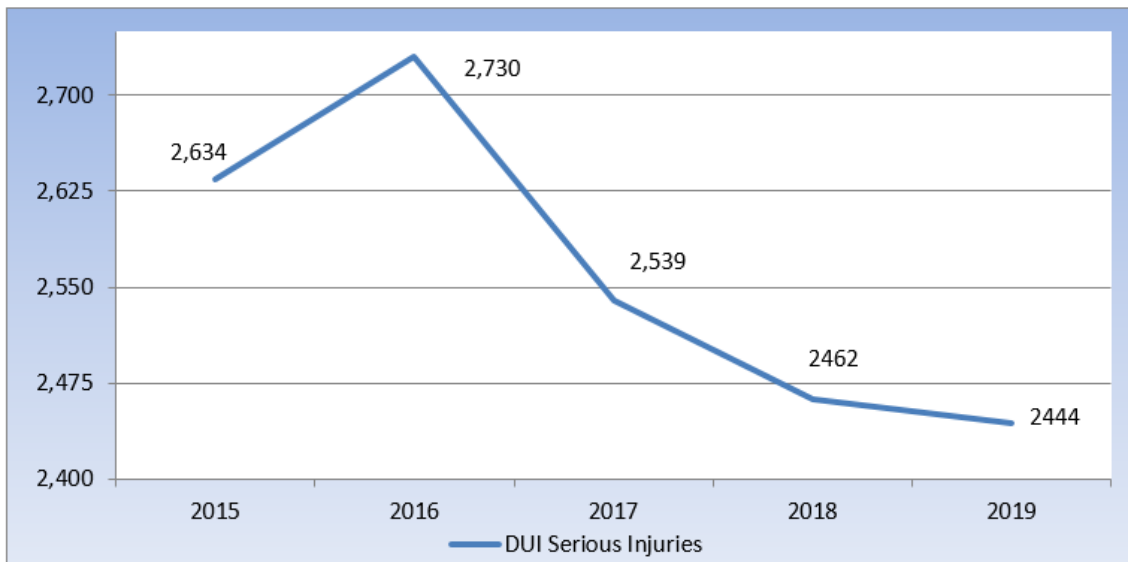
Alcohol-impaired is defined as one or more of the vehicle or motorcycle operators involved in a fatal crash tested with a blood alcohol concentration of 0.08 percent by volume or above, which is the legal limit to drive within the State of Texas.

**State of Texas: Alcohol-Impaired Driving Fatalities (BAC  $\geq$  .08)**



Source: Fatality Analysis Reporting System (FARS June 4th, 2020)

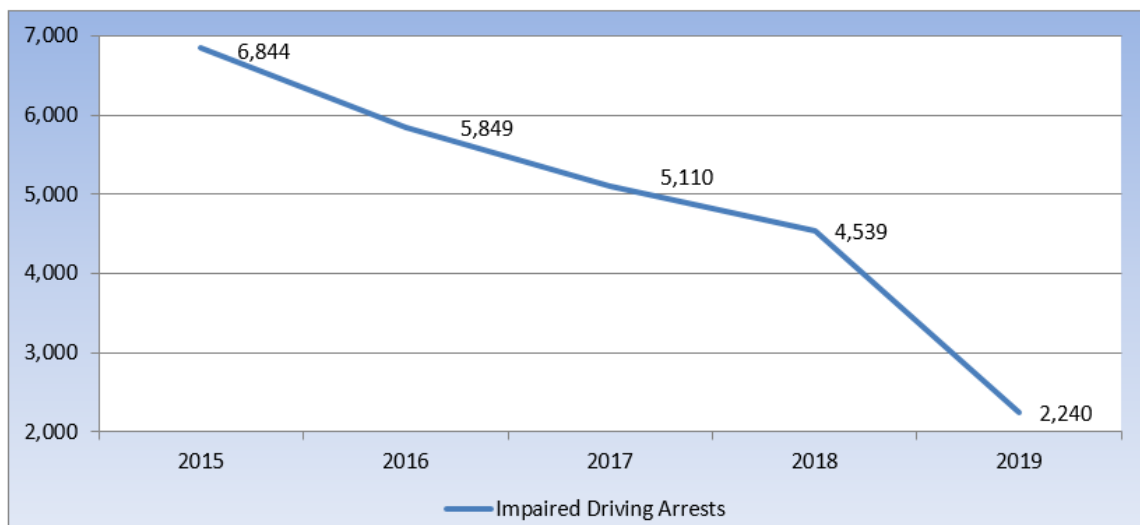
### State of Texas: DUI Serious Injuries



*Source: CRIS. Information contained in this report represents reportable data collected from Texas Peace Officers Crash Reports (CR-3) received and processed by the Department of Transportation as of April 15, 2020*

The current data from CRIS suggests that both fatalities and the number of serious injuries are declining. There may be several factors for this, many of which are addressed within projects of this HSP. These include increased EMS training to prevent serious injuries from becoming fatalities due to low training or lack of medical facilities in the area of the crash, to increased enforcement, and additional or improved reporting of BAC results in crash reports.

### State of Texas: Impaired Driving Arrests/Funded Enforcement Activities (A-2)



*Source: Department of Transportation TRF-BTS eGrants, June 12th, 2020*



Texas will continue to fund and support law enforcement to increase the number of impaired driving arrests during grant funded activities. Texas will attempt to reverse this trend creating an increase in impaired driving arrests.

**AL Performance Measures and Target Setting** - Texas established its performance targets based on data projections SHSP, FARS and CRIS data.

TxDOT plans to implement a more robust impaired driving program, to include elements in high-visibility enforcement, training, education, regional task forces, testing and media. In addition to traditional enforcement and other associated impaired driving programs, TxDOT will continue to actively participate in and provide administrative support to Texas's Impaired Driving Task Force. TxDOT will work in conjunction with the TX Impaired Driving Task Force in executing the statewide strategic plan to reduce the incidence of impaired driving and associated traffic crashes and improve the impaired driving situation in Texas. This plan contains elements in compliance with the NHTSA Uniform Guidelines for Highway Safety Programs No. 8 – Impaired Driving, and Countermeasures That Work as outlined in the strategies and enforcement sections.

Trend projections using FARS data indicate that for 2021, the State of Texas can expect to report 1,616 alcohol-impaired fatalities. By 2022, Texas can expect to report 1,653 alcohol-impaired fatalities. The calculations for these projections and targets\* are as follows:

<b>C-5</b>	<b>2014</b>	<b>2015</b>	<b>2016</b>	<b>2017</b>	<b>2018</b>
<b>Alcohol-Impaired Driving Fatalities (BAC=.08+)</b>	1,446	1,392	1,481	1,480	1,439
<b>Alcohol-Impaired Driving Fatalities (BAC=.08+)</b>	<b>2019</b>	<b>2020</b>	<b>2021</b>	<b>2022</b>	
<b>M Value</b>	37	37	37	37	
<b>X Value</b>	9.00	10.00	11.00	12.00	
<b>B Value</b>	1,209.4	1,209.4	1,209.4	1,209.4	
<b>Projection</b>	1,542	1,579	1,616	1,653	
<b>Target</b>	1,530	1,560	1,591	1,620	

\*The M, X, and B values are based on the single year projections in the 2017-2022 SHSP.

Trend projections using CRIS data indicate that for 2021, the State of Texas can expect to report 2,181 DUI related serious injuries. By 2022, Texas can expect to report 2,098 DUI related serious injuries. The calculations for these projections and targets\* are as follows:

	<b>2014</b>	<b>2015</b>	<b>2016</b>	<b>2017</b>	<b>2018</b>
<b>DUI Serious Injuries</b>	2,635	2,634	2,726	2,534	2,414
<b>DUI Serious Injuries</b>	<b>2019</b>	<b>2020</b>	<b>2021</b>	<b>2022</b>	
<b>M</b>	-82.4	-82.4	-82.4	-82.4	
<b>X</b>	8.00	9.00	10.00	11.00	
<b>B</b>	3,004.8	3,004.8	3,004.8	3,004.8	
<b>Projection</b>	2,346	2,263	2,181	2,098	
<b>Target</b>	2,346	2,263	2,181	2,098	

\*The M, X, and B values are based on the single year projections in the 2017-2022 SHSP.

**AL Impacts of Proposed Strategies** - Strategies proposed for the Alcohol and Other Drug Countermeasures Program impact all areas of the State. All proposed strategies are evidence-based and have been shown to be effective measures for positively impacting the issue of alcohol/impaired driving.

Enforcement, media, outreach and prevention-focused projects are conducted at local and statewide levels to reach the overall driving public, but with emphasis on the identified high-risk population groups and high-risk areas/ communities in the State. Other projects such as ignition interlock, DWI courts, and supervised probation are focused on preventing recidivism among high-risk offenders. These efforts are designed to achieve the most effective impact on reducing overall alcohol/impaired driving fatalities and injuries.

Funding and activity levels for the proposed strategies have remained relatively steady over the past few years. Funding for Enforcement, DWI Courts, DWI Judicial Education and a Traffic Safety Resource Prosecutor are planned for FY 2021 to assist the Texas with reducing DWI recidivism. The State has incorporated areas of focus with the projects selected to implement recommendations from the Impaired Driving Assessment conducted in FY 2015.

Texas will continue to fund and support law enforcement to increase the number of impaired driving arrests during grant funded activities and focus on alcohol-impaired fatalities which continue to be a statewide problem. Alcohol and Other Drug Countermeasures Program activities will continue to assist the State in achieving its targets for the number of alcohol/impaired driving fatalities. The State is confident that proposed levels of funding and activities will allow for achievement of the performance targets.

The State will conduct an Impaired Driving Program Technical Assessment for its impaired driving program in FY 2021.

**AL Performance Targets:**

**Target: Alcohol-Impaired Driving Fatalities (C-5)**

2021 Target: To decrease the expected rise of alcohol-impaired fatalities from 1,439 alcohol-impaired fatalities in 2018 to no more than 1,591 alcohol-impaired fatalities in 2021

2022 Target: To decrease the expected rise of alcohol-impaired fatalities from the projected 1,616 alcohol-impaired fatalities in 2021 to no more than 1,620 alcohol-impaired fatalities in 2022

**Target: DUI Serious Injuries**

2021 Target: To decrease the number of DUI serious injuries from 2,414 DUI serious injuries in 2018 to no more than 2,181 DUI serious injuries in 2021

2022 Target: To decrease the number of DUI serious injuries from the projected 2,181 DUI serious injuries in 2021 to no more than 2,098 DUI serious injuries in 2022

**Target: Impaired Driving Arrests Made During Grant Funded Enforcement Activities (A-2)**

2021 Target: NHTSA activity measure - no target set

2022 Target: NHTSA activity measure - no target set

## Alcohol and Other Drug Counter Measures

**AL - 02**

### Goals

- To reduce the number of alcohol impaired and driving under the influence of alcohol and other drug-related crashes, injuries and fatalities.
- To reduce the number of DUI-related crashes where the driver is underage 21

### Strategies

- Educate the public and stakeholders on the use of interlock devices and other alcohol monitoring technologies for DWI offenders.
- Improve adjudication and processing of DWI cases through improved training for judges, administrative license revocation judges, prosecutors, and probation officers.
- Improve and increase training for law enforcement officers.
- Improve anti-DWI public information and education campaigns including appropriate bilingual campaigns.
- Improve BAC testing and reporting to the State's crash records information system.
- Improve DWI processing procedures.
- Improve education programs on alcohol and driving for youth.
- Increase and sustain high visibility enforcement of DWI laws.
- Increase enforcement of driving under the influence by minors laws.
- Increase intervention efforts.
- Increase public education and information, concentrating on youth age 5-13 and 14-20, including parent education on drinking and driving.
- Increase the number of law enforcement task forces and coordinated enforcement campaigns.
- Increase the use of warrants for mandatory blood draws.
- Increase training for anti-DWI advocates.

### Project Descriptions

Task: **Enforcement**

Alcohol and Other Drug Counter Measures AL - 02

Planned Activity Name 2021-BexarCoD-G-1YG-0115 District SAT Organization Name Bexar County District Attorney's Office

Primary Countermeasure Strategy ID : Alcohol and Other Drug Counter Measures Enforcement

Title / Desc. **Bexar County No-Refusal Initiative**

*Continuation of the Bexar County DA's Office No-Refusal Initiative on Misdemeanor DWI related charges by providing blood draw supplies and in-house staff training in DWI and trial advocacy issues.*

## Objectives

- Participate in 12 press releases to local media on a monthly basis with data related to the No Refusal program by 9/30/2021
- Coordinate 2 out-of-town speakers to provide in-house lectures and training on DWI and trial advocacy by 9/30/2021
- Obtain 2700 voluntary breathalyzer tests by those arrested for misdemeanor DWI offenses by 9/30/2021
- Achieve 75% rate of pleas taken thereby reducing the number of hours police officers are required to testify by 9/30/2021
- Arrest 5000 individuals charged with misdemeanor DWI related offenses by 9/30/2021
- Achieve 78% conviction rate of those charged with misdemeanor DWI by 9/30/2021

## Budget:

# Projects	Fund	Source	Federal Funding	State Funding	Program Income	Local Match	Project Total
1	405D	M5HVE	\$25,376.00	\$0.00	\$0.00	\$21,700.00	<b>\$47,076.00</b>

Planned Activity Name 2021-FortBend-G-1YG-0146 District HOU Organization Name Fort Bend County District Attorney's Office

Primary Countermeasure Strategy ID : Alcohol and Other Drug Counter Measures Enforcement

Title / Desc. **Stop Impaired Drivers: Fort Bend County District Attorney's Office No Refusal Program**

*To educate citizens of the dangers of impaired driving, and to reduce the number of impaired drivers, by starting a No Refusal Program for each major holiday.*

## Objectives

- Produce 7 Press Releases/Events About the No Refusal Program by 9/30/2021
- Coordinate 23 Nights of No Refusal by 9/30/2021
- Collect 12 Data Sets Obtained Pursuant to Blood Search Warrants Executed Monthly by 9/30/2021
- Provide 200 Blood Search Warrants to Arresting DWI Officers During Data Set Period by 9/30/2021

## Budget:

# Projects	Fund	Source	Federal Funding	State Funding	Program Income	Local Match	Project Total
1	405D	M5HVE	\$44,863.83	\$0.00	\$0.00	\$11,215.97	<b>\$56,079.80</b>



Task: **Enforcement**

Alcohol and Other Drug Counter Measures AL - 02

Planned Activity Name 2021-MCDAO-G-1YG-0097 District HOU Organization Name Montgomery County District Attorney's Office

Primary Countermeasure Strategy ID : Alcohol and Other Drug Counter Measures Enforcement

Title / Desc. **Search Warrants Stop Impaired Drivers: MCDAO No Refusal Program**

To provide prosecutors, nurses, support staff, and equipment in either a central or mobile location to draft search warrants and obtain blood samples from DWI suspects who refuse a scientific test.

## Objectives

- Conduct 40 outreach activities to educate the public on No Refusal and Driving While Intoxicated (DWI) by 9/30/2021
- Conduct 120 No Refusal Enforcement Operations during the fiscal year by 9/30/2021
- Evaluate 150 No Refusal blood search warrant cases to determine the samples effect on the case's disposition by 9/30/2021
- Train 12 groups of law enforcement officers or agencies on Driving While Intoxicated (DWI) and No Refusal by 9/30/2021
- Evaluate 1000 Driving While Intoxicated (DWI) arrests for the suitability of getting a blood warrant by 9/30/2021
- Acquire 300 Blood Samples from Driving While Intoxicated (DWI) refusal suspects during No Refusal Operations by 9/30/2021

## Budget:

# Projects	Fund	Source	Federal Funding	State Funding	Program Income	Local Match	Project Total
1	402	AL	\$143,624.00	\$0.00	\$0.00	\$98,487.29	<b>\$242,111.29</b>

Planned Activity Name 2021-TarrantC-G-1YG-0103 District FTW Organization Name Tarrant County

Primary Countermeasure Strategy ID : Alcohol and Other Drug Counter Measures Enforcement

Title / Desc. **2021 No Refusal**

Provide resources to Tarrant County Law Enforcement Agencies that would aide in reducing the number of DWI incidences throughout the county.

## Objectives

- Conduct 5 No Refusal FY2021 Events3 by 9/7/2021
- Conduct 5 No Refusal FY2021 Events2 by 3/14/2021
- Conduct 5 No RefusalFY2021 Events1 by 1/18/2021
- Arrest 800 DWI suspects based on blood evidence by 9/30/2021

## Budget:

# Projects	Fund	Source	Federal Funding	State Funding	Program Income	Local Match	Project Total
1	405D	M5HVE	\$199,425.00	\$0.00	\$0.00	\$94,413.72	<b>\$293,838.72</b>

Task: **Enforcement**

Alcohol and Other Drug Counter Measures AL - 02

<i>Planned Activity Name</i>	<i>Division</i>	<i>Organization Name</i>
2021-TABC-G-1YG-0123	TRF-TS	Texas Alcoholic Beverage Commission

Primary Countermeasure Strategy ID : Alcohol and Other Drug Counter Measures Enforcement

Title / Desc. **TABC Direct Delivery Education and Compliance Project**

*Project aims to deter excessive drinking, underage drinking and reduce DUIs in Texas by enhancing education efforts. Efforts will focus on retailers, law enforcement and all community members.*

**Objectives**

- Produce 1 retailer video series to increase education efforts to reduce underage and drinking/driving by 9/30/2021
- Create 1 master legislative toolkit for creating duplicates to be distributed by 9/30/2021
- Create 1 master community toolkit for creating duplicates to be distributed by 9/30/2021
- Create 1 master AB industry toolkit for creating duplicates to be distributed by 9/30/2021
- Conduct 10000 inspections at licensed alcoholic beverage locations by 9/30/2021
- Distribute 100000 educational materials through the www.2young2drink.com website, TABC presentations or direct orders by 9/30/2021
- Educate 6000 employees of TABC licensed locations about the alcoholic beverage laws and responsible service by 9/30/2021
- Train 4000 commissioned peace officers on alcoholic beverage enforcement operations/laws by 9/30/2021

**Budget:**

# Projects	Fund	Source	Federal Funding	State Funding	Program Income	Local Match	Project Total
1	405D	M5HVE	\$454,767.61	\$0.00	\$0.00	\$472,759.91	<b>\$927,527.52</b>

<i>Planned Activity Name</i>	<i>Division</i>	<i>Organization Name</i>
2021-TDPS-G-1YG-0008	TRF-TS	Texas Department of Public Safety

Primary Countermeasure Strategy ID : Alcohol and Other Drug Counter Measures Enforcement

Title / Desc. **Evidential Drug, Blood and Breath Alcohol Testing**

*The purpose of this project is to analyze blood and breath samples, in order to detect drugs or alcohol to aid investigations related to driving while intoxicated (DWI) cases.*

**Objectives**

- Train 500 law enforcement officers as breath alcohol test operators by 9/30/2021
- Train 100 DPS Forensic Scientists in drug, blood and breath alcohol toxicology for highway safety programs by 9/30/2021
- Analyze 8400 blood samples for drug content toxicology cases from individual suspected of drugged driving by 9/30/2021
- Analyze 32000 Blood Alcohol cases from individuals suspected of driving while intoxicated by 9/30/2021

**Budget:**

# Projects	Fund	Source	Federal Funding	State Funding	Program Income	Local Match	Project Total
1	405D	M5HVE	\$519,629.75	\$0.00	\$0.00	\$558,000.00	<b>\$1,077,629.75</b>



Task: **Enforcement**

Alcohol and Other Drug Counter Measures AL - 02

Planned Activity Name 2021-TxDOT-G-1YG-0196 Division TRF-TS Organization Name TxDOT - Traffic Safety

Primary Countermeasure Strategy ID : Alcohol and Other Drug Counter Measures Enforcement

Title / Desc. **STEP IDM Grants**

Coordinate and conduct quarterly mobilizations consisting of increased DWI enforcement and earned media activities.

## Budget:

# Projects	Fund	Source	Federal Funding	State Funding	Program Income	Local Match	Project Total
40	405D	M5HVE	\$750,000.00	\$0.00	\$0.00	\$187,500.00	<b>\$937,500.00</b>

Task: **Evaluation**

Alcohol and Other Drug Counter Measures AL - 02

Planned Activity Name 2021-TST-G-1YG-0124 Division TRF-TS Organization Name Texans Standing Tall

Primary Countermeasure Strategy ID : Alcohol and Other Drug Counter Measures Evaluation

Title / Desc. **Screening & Brief Intervention for Prescription Drug Misuse/Marijuana Use Among College Students**

Screening & Brief Intervention is an evidence-based strategy to screen college students for prescription drug misuse, marijuana use, and related behaviors, like DUI/DWI, and motivate them to stop.

## Objectives

- Create 2 educational resources to distribute and/or share on the TxSDY website by 9/30/2021
- Evaluate 2 SBI implementations for prescription drugs and marijuana on college campuses by 9/30/2021
- Support 1 SBI program for prescription drugs and marijuana by promoting it to broader communities by 9/30/2021
- Implement 1 SBI pilot program for prescription drug misuse and/or marijuana use on college campuses by 9/30/2021
- Develop 2 screening tools for implementing SBI for prescription drug and marijuana use by 9/30/2021

## Budget:

# Projects	Fund	Source	Federal Funding	State Funding	Program Income	Local Match	Project Total
1	402	AL	\$200,000.00	\$0.00	\$0.00	\$66,667.60	<b>\$266,667.60</b>

Task: **Evaluation**

Alcohol and Other Drug Counter Measures AL - 02

<i>Planned Activity Name</i>	<i>Division</i>	<i>Organization Name</i>
2021-TTI-G-1YG-0058	TRF-TS	Texas A&M Transportation Institute

Primary Countermeasure Strategy ID : Alcohol and Other Drug Counter Measures Evaluation

Title / Desc. **Blood Alcohol Concentration (BAC) Reporting in Texas: Improving ME Office and County Performance**

*Identify issues, address problems, as well as assist medical examiners and justices of the peace to report missing driver BAC toxicology results to TxDOT Crash Records.*

**Objectives**

- Submit 1 Final Deliverable Technical Memorandum by 9/30/2021
- Conduct 1 Crash Analysis Involving Blood Alcohol Concentration Reporting for TxDOT Traffic Records by 9/30/2021
- Conduct 2 Presentations or Outreach Activities at Regional Trainings with JP to Improve BAC Reporting in Texas by 8/31/2021
- Conduct 5 Educational Activities with JP and ME to Improve BAC Testing and Reporting in Texas by 8/31/2021
- Conduct 1 Outreach Activity to Death Investigators to Increase Reporting of Missing BAC Results by 9/30/2021
- Create 1 Informational Video about Blood Alcohol Concentration Reporting Processes for Death Investigators by 9/30/2021
- Distribute 500 Toxicology Reporting Practice Documents to Texas Death Investigators by 6/30/2021

**Budget:**

<i># Projects</i>	<i>Fund</i>	<i>Source</i>	<i>Federal Funding</i>	<i>State Funding</i>	<i>Program Income</i>	<i>Local Match</i>	<i>Project Total</i>
1	405D	M5BAC	\$88,834.24	\$0.00	\$0.00	\$22,228.43	<b>\$111,062.67</b>

Task: **Evaluation**

Alcohol and Other Drug Counter Measures AL - 02

<i>Planned Activity Name</i>	<i>Division</i>	<i>Organization Name</i>
2021-TTI-G-1YG-0068	TRF-TS	Texas A&M Transportation Institute

Primary Countermeasure Strategy ID : Alcohol and Other Drug Counter Measures Evaluation

Title / Desc. **Texas Impaired Driving Task Force**

*Facilitate the Texas Impaired Driving Task Force, coordination of the Texas Impaired Driving Plan, coordination of the Texas Impaired Driving Forum, and other technical assistance.*

**Objectives**

- Create 1 set of social media graphics for 5 of the Top 25 Cities (as identified in FY 2021 TxDOT RFP) by 8/31/2021
- Complete 1 Impaired Driving Program Technical Assessment by 9/30/2021
- Update 1 TxIDTF Recommendations for Alcohol and Drug Prevention Programs K-12th grade by 9/17/2021
- Maintain 1 membership of the Texas Impaired Driving Task Force (TxIDTF) by 9/30/2021
- Distribute 3 newsletters to the TxIDTF to improve communication between biannual meetings by 9/30/2021
- Identify 1 organization or individual as the recipient of the Texas Impaired Driving Safety Champion Award by 5/31/2021
- Complete 52 content updates to the TxIDTF website and social media platforms by 9/30/2021
- Participate in 5 traffic safety community coalitions to identify opportunities to collaborate by 9/1/2021
- Revise 1 Texas Impaired Driving Plan for Submission to NHTSA by 9/30/2021
- Plan 1 Texas Impaired Driving Forum by 6/30/2021
- Manage 3 subcommittees to support the Texas Impaired Driving Task Force (TxIDTF) by 8/31/2021
- Conduct 2 meetings of the Texas Impaired Driving Task Force (TxIDTF) by 5/31/2021

**Budget:**

# Projects	Fund	Source	Federal Funding	State Funding	Program Income	Local Match	Project Total
1	402	AL	\$310,000.00	\$0.00	\$0.00	\$77,558.05	<b>\$387,558.05</b>

**Task: Evaluation**

Alcohol and Other Drug Counter Measures AL - 02

Planned Activity Name 2021-UTMBG-G-1YG-0100 Division TRF-TS Organization Name The University of Texas Medical Branch at Galveston

Primary Countermeasure Strategy ID : Alcohol and Other Drug Counter Measures Evaluation

Title / Desc. **"Is It Worth It?": Speaking up about drinking and drugged driving**

*Collaborative project aimed at providing education for youth and their parents regarding the dangers of driving under the influence of alcohol and/or drugs.*

**Objectives**

- Administer 75 Is It Worth It? participant pre/post intervention questionnaires to participants ages 15 and up by 9/30/2021
- Conduct 5 simulations with driving simulators on UTMB campuses by 8/9/2021
- Conduct 2 Is It Worth It? programs on college campuses by 9/30/2021
- Conduct 6 Is It Worth It? Youth Programs at middle and high school events by 9/30/2021
- Conduct 3 impaired driving motor vehicle crash patient scenarios to be implemented by UTMB students at HEC by 9/30/2021
- Distribute 2500 Age appropriate educational materials on alcohol and drugs for distribution to students and parents by 9/30/2021

**Budget:**

# Projects	Fund	Source	Federal Funding	State Funding	Program Income	Local Match	Project Total
1	402	AL	\$97,338.79	\$0.00	\$0.00	\$30,237.75	<b>\$127,576.54</b>

**Task: Public Information Campaigns**

Alcohol and Other Drug Counter Measures AL - 02

Planned Activity Name 2021-TST-G-1YG-0155 Division TRF-TS Organization Name Texans Standing Tall

Primary Countermeasure Strategy ID : Alcohol and Other Drug Counter Measures Public Information Campaigns

Title / Desc. **Zero Alcohol for Youth Academies and Statewide Youth Leadership Council to Reduce Impaired Driving**

*Youth-led Statewide Youth Leadership Council and Zero Alcohol for Youth Academies reduce underage drinking and impaired driving while increasing awareness of Zero Tolerance Laws.*

**Objectives**

- Provide 2 Zero Alcohol for Youth Academies to Reduce Underage Drinking and Impaired Driving by 9/30/2021
- Evaluate 2 Zero Alcohol for Youth Academies by 9/30/2021
- Support 1 Youth Leadership Council (YLC) by promoting it to broader communities by 9/30/2021
- Evaluate 4 YLC trainings provided by TxSDY by 9/30/2021
- Coordinate 6 YLC opportunities for leadership growth and development by 9/30/2021
- Provide 4 training opportunities for Youth Leadership Council by 9/30/2021
- Coordinate 5 opportunities for YLC alumni engagement and support by 9/30/2021

**Budget:**

# Projects	Fund	Source	Federal Funding	State Funding	Program Income	Local Match	Project Total
1	405D	M5OT	\$389,550.00	\$0.00	\$0.00	\$129,856.00	<b>\$519,406.00</b>

Task: **Public Information Campaigns**

Alcohol and Other Drug Counter Measures AL - 02

<i>Planned Activity Name</i>	<i>Division</i>	<i>Organization Name</i>
2021-Texas Ag-G-1YG-0087	TRF-TS	Texas A&M Agrilife Extension Service

Primary Countermeasure Strategy ID : Alcohol and Other Drug Counter Measures Public Information Campaigns

Title / Desc. **Texas A&M AgriLife Extension Service Watch UR BAC Alcohol and other Drug Awareness Program***Education and awareness program on the dangers of impaired driving to reduce alcohol and other drug related crashes and fatalities. Emphasis is on youth, especially in rural counties.***Objectives**

- Participate in 200 programs to educate the public about the dangers of impaired driving and underage drinking by 9/30/2021
- Conduct 8 programs to educate law enforcement/security officers on current alcohol and drug trends by 9/30/2021
- Support 9 programs on the dangers of impaired motorcycle riding by 8/31/2021
- Update 3 social media platforms to support Watch UR BAC program outreach and information dissemination by 9/30/2021
- Support 1 Driving While Intoxicated (DWI) Law Enforcement Advisory Group (LEAG) by 9/15/2021
- Conduct 8 demonstrations on the use of ignition interlock and/or other alcohol monitoring technology by 8/31/2021
- Develop 1 campaign to encourage the public to report impaired drivers by 5/31/2021
- Create 1 toolkit that offers resources to increase intervention efforts to reduce impaired driving by 7/31/2021
- Assist 5 counties or cities with an initiative to reduce impaired driving by minors or adults by 8/31/2021
- Support 10 parent/adult education programs to increase the awareness of alcohol and drug trends by 9/15/2021

**Budget:**

# Projects	Fund	Source	Federal Funding	State Funding	Program Income	Local Match	Project Total
1	402	AL	\$645,735.25	\$0.00	\$0.00	\$226,893.86	<b>\$872,629.11</b>

Task: **Public Information Campaigns**

Alcohol and Other Drug Counter Measures AL - 02

<i>Planned Activity Name</i>	<i>Division</i>	<i>Organization Name</i>
2021-TTI-G-1YG-0055	TRF-TS	Texas A&M Transportation Institute

Primary Countermeasure Strategy ID : Alcohol and Other Drug Counter Measures Public Information Campaigns

Title / Desc. **Deterring Impaired Driving & Underage Drinking Amongst Youth with Statewide Peer-to-Peer Programs**

*Deploy peer-to-peer traffic safety programming that addresses impaired driving and underage drinking at junior high/middle schools, high schools & colleges in Texas.*

**Objectives**

- Evaluate 2 impaired driving program kits (Zero Tolerance and Other Drug) resources to support outreach by 7/31/2021
- Revise 3 impaired driving prevention activity kits to assist with outreach for jr. high, high school, college by 9/30/2021
- Provide 220 resource kits related to "other drugs designed for delivery by junior high, high school and college by 9/30/2021
- Coordinate 7 teen leadership meetings of the Teen Advisory Board and Collegiate Advisory Board by 9/30/2021
- Maintain 3 established social media presences and continue to increase outreach on all platforms by 9/30/2021
- Provide 220 junior high, high school and college campuses in Texas with resources to address impaired driving by 9/30/2021
- Participate in 25 impaired driving prevention outreach activities (for jr. high, high school, college) by 9/30/2021
- Conduct 1 traffic safety symposium an emphasis on reducing impaired driving among college students by 9/30/2021
- Develop 2 program videos focused on impaired driving outreach for high school and college grade levels by 9/30/2021
- Conduct 5 traffic safety trivia sessions (using impaired driving trivia) for school and community audiences by 9/30/2021

**Budget:**

<i># Projects</i>	<i>Fund</i>	<i>Source</i>	<i>Federal Funding</i>	<i>State Funding</i>	<i>Program Income</i>	<i>Local Match</i>	<i>Project Total</i>
1	402	AL	\$367,500.00	\$0.00	\$0.00	\$122,535.64	<b>\$490,035.64</b>

Task: **Public Information Campaigns**

Alcohol and Other Drug Counter Measures AL - 02

Planned Activity Name 2021-Travis C-G-1YG-0019 District AUS Organization Name Travis County Attorney's UDPP

Primary Countermeasure Strategy ID : Alcohol and Other Drug Counter Measures Public Information Campaigns

Title / Desc. **Comprehensive Underage Drinking Prevention Program**

To conduct a comprehensive underage drinking prevention program through education efforts and peer to peer interaction to reduce underage drinking and driving and underage alcohol consumption.

Objectives

- Conduct 1 year round public information and education (PI&E) campaign in the tri-county area by 9/30/2021
- Conduct 4 Underage Drinking Prevention Task Force meetings by 9/30/2021
- Create 12 partnerships with agencies that can collaborate with UDPP on underage drinking prevention by 9/30/2021
- Collect 12 months of UDPP statistics in Travis, Hays and Williamson Counties by 9/30/2021
- Participate in 40 community events in Travis, Hays and Williamson Counties by 9/30/2021
- Educate 450 classes of Busted! and Why Risk It? presentations to youth and adults by 9/30/2021

Budget:

# Projects	Fund	Source	Federal Funding	State Funding	Program Income	Local Match	Project Total
1	402	AL	\$192,053.39	\$0.00	\$0.00	\$234,792.81	<b>\$426,846.20</b>

Planned Activity Name 2021-TxDOT-G-1YG-0193 Division TRF-TS Organization Name TxDOT - Traffic Safety

Primary Countermeasure Strategy ID : Alcohol and Other Drug Counter Measures Public Information Campaigns

Title / Desc. **Project Celebrations**

Project Celebration Mini-Grants are state funded grants to approximately 300 high schools to assist in sponsoring alcohol free events around prom and graduation time.

Budget:

# Projects	Fund	Source	Federal Funding	State Funding	Program Income	Local Match	Project Total
1	State	State	\$0.00	\$300,000.00	\$0.00	\$0.00	<b>\$300,000.00</b>

Planned Activity Name 2021-TxDOT-G-1YG-0197 Division TRF-TS Organization Name TxDOT - Traffic Safety

Primary Countermeasure Strategy ID : Alcohol and Other Drug Counter Measures Public Information Campaigns

Title / Desc. **Statewide Impaired Driving Campaign**

TxDOT is seeking to execute a statewide, comprehensive, yearlong alcohol and impaired driving media campaign that focuses on a seasonal media campaign during football season, Christmas/New Years Holiday, Spring Break, Spring Holidays, July 4th and Labor Day.

Budget:

# Projects	Fund	Source	Federal Funding	State Funding	Program Income	Local Match	Project Total
1	405D	M5PEM	\$3,265,000.00	\$0.00	\$0.00	\$3,143,527.49	<b>\$6,408,527.49</b>

Task: **Public Information Campaigns**

Alcohol and Other Drug Counter Measures AL - 02

<i>Planned Activity Name</i>	<i>Division</i>	<i>Organization Name</i>
TBD	TRF-TS	TxDOT - Traffic Safety

Primary Countermeasure Strategy ID : Alcohol and Other Drug Counter Measures Public Information Campaigns

Title / Desc. **Texas Reality Education for Drivers**

*Texas Reality Education for Drivers is an injury prevention traffic safety educational program focusing on alcohol and other drug countermeasures aimed at 14-to-25 year olds and adult influencers.*

## Budget:

# Projects	Fund	Source	Federal Funding	State Funding	Program Income	Local Match	Project Total
1	402	AL	\$270,000.00	\$0.00	\$0.00	\$67,500.00	<b>\$337,500.00</b>

Task: **Training**

Alcohol and Other Drug Counter Measures AL - 02

<i>Planned Activity Name</i>	<i>Division</i>	<i>Organization Name</i>
2021-ESCVI-G-1YG-0009	TRF-TS	Education Service Center, Region VI

Primary Countermeasure Strategy ID : Alcohol and Other Drug Counter Measures Training

Title / Desc. **Alcohol Drug And Safety Training Education Program "AD-A-STEP" for Life**

*This is up to a 3 hour Alcohol Drug & Safety Education course for adults identified as under educated by federal guidelines & 21st Century, PreK-12 students & their parents in after-school programs.*

## Objectives

- Update 1 Teacher/staff resource binder consisting of Program lessons, supplementals, games & activities by 9/30/2021
- Teach 500 participants in the AD-A-STEP Program by 9/30/2021
- Analyze 355 participant evaluations to determine overall effectiveness of Alcohol Drug & Safety Training Program by 9/30/2021

## Budget:

# Projects	Fund	Source	Federal Funding	State Funding	Program Income	Local Match	Project Total
1	405D	M5TR	\$85,716.75	\$0.00	\$0.00	\$28,603.00	<b>\$114,319.75</b>



Task: **Training**

Alcohol and Other Drug Counter Measures AL - 02

<i>Planned Activity Name</i>	<i>Division</i>	<i>Organization Name</i>
2021-MADD-G-1YG-0007	TRF-TS	Mothers Against Drunk Driving

Primary Countermeasure Strategy ID : Alcohol and Other Drug Counter Measures Training

Title / Desc. **Mothers Against Drunk Driving, Texas 'Take the Wheel Initiative'**

*A multi-dimensional awareness initiative that focuses on key segments of law enforcement, community stakeholders, and at-risk populations in high impaired driving threat areas.*

**Objectives**

- Conduct 7 Interview-based Community Surveys with local Stakeholders to document the challenges to end DWI/DUI by 9/30/2021
- Implement 14 Program Area DWI/DUI/Underage Drinking Prevention awareness/ PR/ communication initiatives by 9/30/2021
- Participate in 56 Community Outreach Activities informing members of the public on the dangers of DWI/DUI by 9/30/2021
- Educate 7000 Teens, Youth, and Young Adults in Power of You(th)® by 9/30/2021
- Educate 700 Parents and Other Adults on the Power of Parents® Program by 9/30/2021
- Participate in 98 Community Coalition/Taskforce meetings/partnership activities in support of DWI/DUI Prevention by 9/30/2021
- Coordinate 7 Impaired Driving Roundtable for Law Enforcement and Community Stakeholders by 9/30/2021
- Conduct 168 Law Enforcement Outreach (LEO) activities by 9/30/2021
- Conduct 7 Law Enforcement Recognition and Award Activities by 9/30/2021

**Budget:**

# Projects	Fund	Source	Federal Funding	State Funding	Program Income	Local Match	Project Total
1	405D	M5OT	\$724,999.50	\$0.00	\$0.00	\$265,036.12	<b>\$990,035.62</b>

Task: **Training**

Alcohol and Other Drug Counter Measures AL - 02

<i>Planned Activity Name</i>	<i>Division</i>	<i>Organization Name</i>
2021-NSC-G-1YG-0092	TRF-TS	National Safety Council

Primary Countermeasure Strategy ID : Alcohol and Other Drug Counter Measures Training

Title / Desc. **Drug Impairment Training for Texas Employers**

*Educate Texas Employers on traffic safety issues, specifically related to impaired driving, to change driver behavior, to reduce the number of fatalities & injuries on Texas Roadways.*

## Objectives

- Maintain 1 webpages/website with drugged and impaired driving resources for employers by 9/30/2021
- Provide 25 professional development trainings, webinars and presentations on Impairment by 9/30/2021
- Train 400 Texas employers on impairment through training, webinars, & presentations by 9/30/2021
- Develop 10 Impairment articles for inclusion in the Our Driving Concern monthly newsletters for Employers by 9/30/2021
- Develop 7 educational materials (posters, safety talks, etc.) for Texas employers by 9/30/2021
- Conduct 2 Drug Impaired Training for Texas Employers Advisory meetings by 9/30/2021
- Update 1 DITTE training material/curriculum by 9/30/2021
- Maintain 12 consecutive months of establishing and supporting impaired driving with Texas employers by 9/30/2021

## Budget:

# Projects	Fund	Source	Federal Funding	State Funding	Program Income	Local Match	Project Total
1	405D	M5TR	\$180,000.00	\$0.00	\$0.00	\$46,798.95	<b>\$226,798.95</b>

**Task: Training**

Alcohol and Other Drug Counter Measures AL - 02

*Planned Activity Name* 2021-SHSU-G-1YG-0028 *Division* TRF-TS *Organization Name* Sam Houston State University

*Primary Countermeasure Strategy ID :* Alcohol and Other Drug Counter Measures Training

*Title / Desc.* **Impaired Driving Initiatives--DECP, ARIDE, and DITEP**

*Maintain a network of DREs/DRE Instructors, ensure compliance of DRE standards and compile data on impaired driving in Texas. Provide DRE, ARIDE and DITEP training in Texas.*

*Objectives*

- Conduct 1 Drug Recognition Expert Instructor Course by 9/30/2021
- Conduct 3 Drug Recognition Expert Basic Courses by 9/30/2021
- Conduct 25 NHTSA/IACP approved ARIDE Courses by 9/30/2021
- Submit 1 final report containing information, data obtained from each LE Agency-taught ARIDE internally by 9/30/2021
- Revise 1 set of Drug Recognition Expert student/instructor policies & DRE recertification curriculum by 9/30/2021
- Conduct 12 Secondary Education Professionals in the NHTSA/IACP approved DITEP training by 9/30/2021
- Maintain 1 Sam Houston State University Impaired Driving Grant website by 9/30/2021
- Maintain 1 National Drug Recognition Expert Tracking Database by 9/30/2021
- Conduct 6 Drug Recognition Expert 8-hour Recertification Courses by 9/30/2021
- Conduct 2 Agency Coordinator Regional Meetings to review the TX Drug Recognition Program by 9/30/2021

*Budget:*

# Projects	Fund	Source	Federal Funding	State Funding	Program Income	Local Match	Project Total
1	405D	M5CS	\$649,999.49	\$0.00	\$0.00	\$195,386.84	<b>\$845,386.33</b>

*Planned Activity Name* 2021-SHSU-G-1YG-0132 *Division* TRF-TS *Organization Name* Sam Houston State University

*Primary Countermeasure Strategy ID :* Alcohol and Other Drug Counter Measures Training

*Title / Desc.* **Drug Impairment Training for Texas Community Supervision and Parole Officers**

*The primary goal is to provide a 6-hour or 4-hour curriculum on drug impairment to Texas Community Supervision, Juvenile Probation & Parole Officers reducing fatalities and injuries on Texas roadways.*

*Objectives*

- Conduct 10 TX Community Supervision, Juvenile Probation & Parole officers in 6 - hour drug impairment courses by 9/30/2021
- Maintain 1 Sam Houston State University (SHSU) Impaired Driving Initiatives Grant website by 9/30/2021
- Provide 1 4-hour online training course by 9/30/2021

*Budget:*

# Projects	Fund	Source	Federal Funding	State Funding	Program Income	Local Match	Project Total
1	405D	M5CS	\$85,637.38	\$0.00	\$0.00	\$28,681.86	<b>\$114,319.24</b>

Task: **Training**

Alcohol and Other Drug Counter Measures AL - 02

Planned Activity Name 2021-SHSU-G-1YG-0149 Division TRF-TS Organization Name Sam Houston State University

Primary Countermeasure Strategy ID : Alcohol and Other Drug Counter Measures Training

Title / Desc. **Individual Nystagmus Simulated Training Experience**

*This is a collaborative project between Sam Houston and University of TX Dallas to continue integration of the INSITE system as a training tool for use in ARIDE and SFST (Basic and Refresher) Courses.*

## Objectives

- Implement 1 INSITE into the ARIDE Courses by 9/30/2021
- Complete 1 final report analyzing data obtained from each INSITE participant by 9/30/2021

## Budget:

# Projects	Fund	Source	Federal Funding	State Funding	Program Income	Local Match	Project Total
1	405D	M5TR	\$199,998.55	\$0.00	\$0.00	\$51,861.83	<b>\$251,860.38</b>

Planned Activity Name 2021-TST-G-1YG-0111 Division TRF-TS Organization Name Texans Standing Tall

Primary Countermeasure Strategy ID : Alcohol and Other Drug Counter Measures Training

Title / Desc. **Enhanced Visibility Enforcement Campaign to Reduce Underage Social Access to Alcohol and DWI/DUI**

*Through coalition and law enforcement training, this campaign focuses on holding adults accountable for providing alcohol to youth and increases awareness of Social Host and Zero Tolerance Laws.*

## Objectives

- Evaluate 7 trainings provided by Texans for Safe and Drug-Free Youth by 9/30/2021
- Provide 5 media advocacy and/or SMART goal trainings to support communities' EVEC's by 9/30/2021
- Support 1 Enhanced Visibility Campaign by promoting it to broader communities by 9/30/2021
- Coordinate 2 Controlled Party Dispersal (CPD) Trainings for local law enforcement by 9/30/2021
- Support 5 communities, including law enforcement, conducting the Enhanced Visibility Enforcement Campaign by 9/30/2021

## Budget:

# Projects	Fund	Source	Federal Funding	State Funding	Program Income	Local Match	Project Total
1	405D	M5CS	\$207,906.75	\$0.00	\$0.00	\$69,302.90	<b>\$277,209.65</b>

Task: **Training**

Alcohol and Other Drug Counter Measures AL - 02

<i>Planned Activity Name</i> 2021-TST-G-1YG-0121	<i>Division</i> TRF-TS	<i>Organization Name</i> Texans Standing Tall
-----------------------------------------------------	---------------------------	--------------------------------------------------

Primary Countermeasure Strategy ID : Alcohol and Other Drug Counter Measures Training

Title / Desc. **Screening and Brief Intervention to Reduce Risky Alcohol Use and DUI Among College Students**

*Screening & Brief Intervention is an evidence-based strategy that identifies risky alcohol use and its consequences (such as DUI) among college students and motivates them to change their behavior.*

## Objectives

- Support 1 Screening and Brief Intervention (SBI) strategy by promoting it to broader communities by 9/30/2021
- Evaluate 4 SBI campuses' trainings and events by 9/30/2021
- Train 4 campuses and support them in implementing SBI by 9/30/2021

## Budget:

# Projects	Fund	Source	Federal Funding	State Funding	Program Income	Local Match	Project Total
1	405D	M5TR	\$367,500.00	\$0.00	\$0.00	\$122,518.50	<b>\$490,018.50</b>

<i>Planned Activity Name</i> 2021-TTI-G-1YG-0066	<i>Division</i> TRF-TS	<i>Organization Name</i> Texas A&M Transportation Institute
-----------------------------------------------------	---------------------------	----------------------------------------------------------------

Primary Countermeasure Strategy ID : Alcohol and Other Drug Counter Measures Training

Title / Desc. **Training for Criminal Justice Professionals on Intervention Plans for DWI Offenders**

*To provide training to criminal justice professionals on ways to reduce the risk of DWI recidivism by sharing evidence based practices on intervention treatment plans to DWI offenders.*

## Objectives

- Submit 1 Final Technical Memorandum Detailing Project Efforts by 9/30/2021
- Conduct 5 webinars for District Attorneys, Judges and Probation Officers Common Practices with DWI Offenders by 9/30/2021
- Create 1 document of Helpful Resources to Criminal Justice professionals by 9/30/2021
- Collect 25 information about common intervention practices from DA Offices, Courtrooms, and Probation Offices by 9/30/2021
- Survey 100 Criminal Justice Professionals on Practices during Sentencing, Plea Bargains, & Probation Referrals by 9/30/2021

## Budget:

# Projects	Fund	Source	Federal Funding	State Funding	Program Income	Local Match	Project Total
1	402	AL	\$76,791.84	\$0.00	\$0.00	\$19,207.26	<b>\$95,999.10</b>

Task: **Training**

Alcohol and Other Drug Counter Measures AL - 02

<i>Planned Activity Name</i>	<i>Division</i>	<i>Organization Name</i>
2021-TTI-G-1YG-0067	TRF-TS	Texas A&M Transportation Institute

Primary Countermeasure Strategy ID : Alcohol and Other Drug Counter Measures Training

Title / Desc. **Texas Ignition Interlock Training, Outreach & Evaluation Program**

*The training program will provide outreach among criminal justice and traffic safety professionals to increase use & evaluate how ignition interlock devices impact DWI recidivism in Texas.*

**Objectives**

- Revise 1 ignition interlock training curriculum for criminal justice system personnel by 8/30/2021
- Attend 5 outreach events to educate target audiences about ignition interlock devices by 9/30/2021
- Create 2 outreach information sheets for distribution to criminal justice system stakeholders by 9/30/2021
- Conduct 1 utilization analysis of ignition interlock device in Texas counties by 9/30/2021
- Complete 1 impact analysis of ignition interlock device relative to recidivism by 9/30/2021
- Conduct 24 ignition interlock trainings for criminal justice system personnel by 8/30/2021

**Budget:**

# Projects	Fund	Source	Federal Funding	State Funding	Program Income	Local Match	Project Total
1	405D	M5II	\$225,000.00	\$0.00	\$0.00	\$56,279.51	<b>\$281,279.51</b>

<i>Planned Activity Name</i>	<i>Division</i>	<i>Organization Name</i>
2021-TAC-G-1YG-0104	TRF-TS	Texas Association of Counties

Primary Countermeasure Strategy ID : Alcohol and Other Drug Counter Measures Training

Title / Desc. **County Judges Impaired Driving Liaison Project**

*Educate County Judges on the effective use of evidence based principles to reduce impaired driving, including use of alcohol monitoring technology*

**Objectives**

- Maintain 1 telephone hotline/help desk by 9/30/2021
- Maintain 1 Impaired driving website by 9/30/2021
- Provide 1 Impaired driving curriculum by 9/30/2021
- Coordinate 1 Education committee meeting by 8/31/2021
- Educate 360 Constitutional County Judges by 9/30/2021

**Budget:**

# Projects	Fund	Source	Federal Funding	State Funding	Program Income	Local Match	Project Total
1	405D	M5CS	\$199,497.14	\$0.00	\$0.00	\$54,516.97	<b>\$254,014.11</b>

Task: **Training**

Alcohol and Other Drug Counter Measures AL - 02

<i>Planned Activity Name</i>	<i>Division</i>	<i>Organization Name</i>
2021-TCJ-G-1YG-0114	TRF-TS	Texas Center for the Judiciary

Primary Countermeasure Strategy ID : Alcohol and Other Drug Counter Measures Training

Title / Desc. **Texas Judicial Resource Liaison and Impaired Driving Judicial Education**

*This project improves adjudication of impaired driving cases through education, technical assistance and support materials for judges and DWI Court teams.*

**Objectives**

- Participate in 1 College for New Judges by 9/30/2021
- Provide 2 technical assistance trainings to judges by 9/30/2021
- Maintain 1 database of DWI Courts in Texas by 9/30/2021
- Support 6 Texas DWI Courts by 9/30/2021
- Manage 1 Texas Judges' DWI Resource website by 9/30/2021
- Distribute 2 DWI Newsletters by 9/30/2021
- Conduct 3 impaired driving judicial education breakout Sessions at the Criminal Justice Conference by 4/30/2021
- Conduct 3 impaired driving judicial education breakout Sessions at TCJ Annual Judicial Education Conference by 9/30/2021
- Conduct 1 Impaired Driving Symposium by 8/15/2021
- Conduct 2 DWI Summit meetings by 7/31/2021
- Conduct 1 DWI Court Team Advanced Conference by 4/30/2021
- Conduct 1 DWI Court Team Basic Training by 8/31/2021
- Conduct 4 impaired driving judicial education breakout sessions at the Regional Conferences by 6/30/2021
- Maintain 1 Judicial Resource Liaison by 9/30/2021

**Budget:**

# Projects	Fund	Source	Federal Funding	State Funding	Program Income	Local Match	Project Total
1	405D	M5CS	\$734,945.95	\$0.00	\$0.00	\$628,965.77	<b>\$1,363,911.72</b>

Task: **Training**

Alcohol and Other Drug Counter Measures AL - 02

<i>Planned Activity Name</i>	<i>Division</i>	<i>Organization Name</i>
2021-TDCAA-G-1YG-0085	TRF-TS	Texas District and County Attorneys Association

Primary Countermeasure Strategy ID : Alcohol and Other Drug Counter Measures Training

Title / Desc. **DWI Resource Prosecutor**

*TDCAA will maintain a qualified DWI Resource Prosecutor as trainer and liaison; provides regional prosecutor/officer courses, publications, articles, case notes, technical assistance, and a web site.*

## Objectives

- Provide 3100 Texas prosecutors with TDCAA's DWI Investigation & Prosecution publication by 9/30/2021
- Provide 3100 Texas prosecutors with TDCAA's Transportation Code publication by 1/31/2021
- Maintain 1 web site with updated DWI-related content at tdcaa.com by 9/30/2021
- Provide 120 technical assistance e-mails to prosecutors, officers and traffic safety partners by 9/30/2021
- Conduct 1 statewide Task Force of DWI prosecutors by 6/3/2021
- Train 25 prosecutors and prosecutor support staff at a Train the Trainer program by 4/1/2021
- Train 1425 prosecutors and police officers at regional DWI programs and provide publications by 9/30/2021
- Provide 4 presentations to Traffic Safety Partners by qualified speakers on DWI and Traffic Safety by 9/30/2021
- Train 260 new prosecutors at week-long Prosecutor Trial Skills programs and provide with publications by 7/31/2021
- Provide 35 new DA investigators TDCAA's Case Preparation book at the new investigator training by 3/4/2021
- Produce 4 impaired driving prosecution specific articles for TDCAA periodicals by 9/2/2021
- Distribute 12 case notes on important DWI appellate decisions by e-mail and archived at tdcaa.com by 9/30/2021

## Budget:

# Projects	Fund	Source	Federal Funding	State Funding	Program Income	Local Match	Project Total
1	405D	M5CS	\$696,280.06	\$0.00	\$0.00	\$305,489.64	<b>\$1,001,769.70</b>



Task: **Training**

Alcohol and Other Drug Counter Measures AL - 02

<i>Planned Activity Name</i>	<i>Division</i>	<i>Organization Name</i>
2021-TJCTC-G-1YG-0119	TRF-TS	Texas Justice Court Training Center

*Primary Countermeasure Strategy ID :* Alcohol and Other Drug Counter Measures Training

*Title / Desc.* **Texas Justice Court Traffic Safety Initiative**

*The Texas Justice Court Traffic Safety Initiative's goal is to reduce DWI offenses by providing judicial education and support to Texas justices of the peace and court personnel.*

*Objectives*

- Distribute 1 mock DWI arrest and magistration activity kit to justices of the peace by 7/31/2021
- Maintain 2 sections in deskbooks and/or other publications on topics related to impaired driving by 9/30/2021
- Maintain 1 Texas DWI Bond Condition Program by 9/30/2021
- Participate in 1 seminar focusing on DWI law by impacting all levels of the judiciary by 9/30/2021
- Distribute 10 multi-media articles related to project areas to all clientele by 9/30/2021
- Train 1 group of newly elected or appointed justices of the peace in program areas at new judges seminars by 8/31/2021
- Conduct 5 4-hour program courses at justice of the peace seminars by 8/31/2021
- Conduct 6 2-hour program courses at court personnel seminars by 8/31/2021

*Budget:*

<i># Projects</i>	<i>Fund</i>	<i>Source</i>	<i>Federal Funding</i>	<i>State Funding</i>	<i>Program Income</i>	<i>Local Match</i>	<i>Project Total</i>
1	402	AL	\$154,657.38	\$0.00	\$0.00	\$38,816.29	<b>\$193,473.67</b>

Task: **Training**

Alcohol and Other Drug Counter Measures AL - 02

<i>Planned Activity Name</i>	<i>Division</i>	<i>Organization Name</i>
2021-TMCEC-G-1YG-0022	TRF-TS	Texas Municipal Courts Education Center

Primary Countermeasure Strategy ID : Alcohol and Other Drug Counter Measures Training

Title / Desc. **Municipal Traffic Safety Initiatives**

*To provide education on impaired driving issues to municipal judges and court support personnel while encouraging them to participate in public outreach on related issues.*

## Objectives

- Conduct 1 workshop to educate municipal courts on setting up a teen court program to prevent DUI by 8/31/2021
- Conduct 1 statewide conference on impaired driving by 8/31/2021
- Train 160 prosecutors on impaired driving issues through in-person courses and webinars by 9/30/2021
- Produce 12 pages related to impaired driving for publication in TMCEC's quarterly legal journal by 9/30/2021
- Train 1250 municipal judges on impaired driving issues through in-person courses and webinars by 9/30/2021
- Select 9 municipal courts as MTSI Award winners by 9/30/2021
- Train 850 municipal court personnel on impaired driving issues through in-person courses and webinars by 9/30/2021
- Conduct 1 motivational interviewing, screening, and brief intervention workshop to prevent DUI by 9/30/2021
- Conduct 1 joint impaired driving symposium for judges with other judicial education centers by 9/30/2021
- Coordinate 25 DUI and DWI prevention exhibits at TMCEC Conferences and other events by 9/30/2021

## Budget:

# Projects	Fund	Source	Federal Funding	State Funding	Program Income	Local Match	Project Total
1	402	AL	\$472,131.34	\$0.00	\$12,000.00	\$143,895.53	<b>\$628,026.87</b>

Task: **Training**

Alcohol and Other Drug Counter Measures AL - 02

Planned Activity Name 2021-TMPA-G-1YG-0002 Division TRF-TS Organization Name Texas Municipal Police Association

Primary Countermeasure Strategy ID : Alcohol and Other Drug Counter Measures Training

Title / Desc. **Texas Standardized Field Sobriety Testing(SFST)Refresher, Practitioner & Instructor Training Program**

*It is critical we continue to train officers to strengthen their DWI assessment/detection/arrest skills to produce cases to be successfully prosecuted and will reduce crashes, injuries and save lives.*

## Objectives

- Produce 1 set of training materials for students attending the Refresher, Practitioner &/or Instructor Course by 9/30/2021
- Support 6 other alcohol-related programs and/or events by 9/30/2021
- Provide 2 news or information articles related to SFST or impaired driving by 9/30/2021
- Conduct 3 50-hour SFST Instructor Courses by 9/30/2021
- Conduct 150 8-hour SFST Refresher Courses by 9/30/2021
- Conduct 5 24-hour SFST Basic/Practitioner Courses by 9/30/2021

## Budget:

# Projects	Fund	Source	Federal Funding	State Funding	Program Income	Local Match	Project Total
1	405D	M5CS	\$575,000.00	\$0.00	\$0.00	\$200,538.00	<b>\$775,538.00</b>

Planned Activity Name 2021-TMPA-G-1YG-0004 Division TRF-TS Organization Name Texas Municipal Police Association

Primary Countermeasure Strategy ID : Alcohol and Other Drug Counter Measures Training

Title / Desc. **Focus on Reducing Impaired Driving Among Youth (FRIDAY) Training Program**

*This program will increase the enforcement of laws related to underage drinking and impaired driving through increased law enforcement training and participating in local coalitions.*

## Objectives

- Train 800 law enforcement officers and supporting personnel in the 8-HR FRIDAY and /or ADAPT classes by 9/30/2021
- Train 400 law enforcement and criminal justice support personnel in the 4-Hr ADAPT course by 9/30/2021
- Train 650 School and Criminal Justice Support Personnel in the 1-HR and 2HR courses by 9/30/2021
- Attend 20 Alcohol partner events, meetings, and or national conferences focused on impaired driving by 9/30/2021

## Budget:

# Projects	Fund	Source	Federal Funding	State Funding	Program Income	Local Match	Project Total
1	405D	M5CS	\$450,000.00	\$0.00	\$0.00	\$156,999.96	<b>\$606,999.96</b>

Task: **Training**

Alcohol and Other Drug Counter Measures AL - 02

<i>Planned Activity Name</i>	<i>Division</i>	<i>Organization Name</i>
2021-TMPA-G-1YG-0017	TRF-TS	Texas Municipal Police Association

*Primary Countermeasure Strategy ID :* Alcohol and Other Drug Counter Measures Training

*Title / Desc.* **Texas Impaired Driving Conference for Law Enforcement**

*To hold a statewide impaired driving summit that focuses on information that is significant and useful for law enforcement involved in impaired driving enforcement.*

*Objectives*

- Conduct 1 statewide conference for law enforcement on impaired driving enforcement by 9/30/2021

*Budget:*

<i># Projects</i>	<i>Fund</i>	<i>Source</i>	<i>Federal Funding</i>	<i>State Funding</i>	<i>Program Income</i>	<i>Local Match</i>	<i>Project Total</i>
1	402	AL	\$159,937.89	\$0.00	\$0.00	\$58,195.30	<b>\$218,133.19</b>

**Alcohol and Other Drug Counter Measures** **FY 2021**  
**Budget Module: AL - 02**

Program Area	# Proj	Total	FEDERAL					STATE			Fed. 402 to Local
			402	405B	405C	405D	405F / 405H	STATE	INCOME	LOCAL	
Program Management	0										
Enforcement	48	\$4,339,148.67	\$393,624.00			\$2,319,062.10				\$1,626,462.57	\$393,624.00
Evaluation	4	\$892,864.86	\$607,338.79			\$88,834.24				\$196,691.83	
Public Information & Education	7	\$9,354,944.44	\$1,475,288.64			\$3,654,550.00		\$300,000.00		\$3,925,105.80	\$192,053.39
Training	18	\$8,729,094.25	\$863,518.45			\$5,382,481.57			\$12,000.00	\$2,471,094.23	
<b>TOTALS:</b>	<b>77</b>	<b>\$23,316,052.22</b>	<b>\$3,339,769.88</b>			<b>\$11,444,927.91</b>		<b>\$300,000.00</b>	<b>\$12,000.00</b>	<b>\$8,219,354.43</b>	<b>\$585,677.39</b>

## Program Area: Emergency Medical Services

### Description of Highway Safety Problems

#### **Emergency Medical Services (EM)**

**Problem ID** - NHTSA and its predecessor agency have supported comprehensive national Emergency Medical Services System development for more than 40 years. The passage of the 1966 Highway Safety Act provided increased national attention on the plight of victims of motor vehicle trauma. The Federal government took a leadership role in reducing the number of injuries and deaths on America's highways by creating the National Highway Safety Bureau (NHSB), which was the predecessor agency to NHTSA. A part of this new agency, the Division of Emergency Treatment and Transfer of the Injured, was dedicated to EMS[1].

Texas had 3,610 fatalities statewide in 2019. This represents a 1.15 percent decrease from the 3,652 fatalities in 2018. The majority of the fatalities still occur in the non-metropolitan areas of the state. While in 2019 only 10.6 percent of the population lives in rural areas[2], those areas account for 41.7 percent of the fatalities for the state (2018 FARS).

Rural EMS providers face specific challenges that increase their need for appropriate training. Patient survivability is directly linked to speed of arrival at a definitive care facility, as well as availability of trained emergency medical personnel available to respond to crashes in rural areas of the state. Call times in rural areas exceed those in an urban setting because of increased travel distances and personnel distribution across wider response areas. Not only is the specific injury or illness an important factor when discussing mortality and morbidity, but time required for the arrival of care and miles traveled by EMS crews to reach an event are also critical determinants in patient outcome. In short, rural crash victims have a longer trip to the hospital, and responders must be prepared to do more for them during that time.

[1] The History of EMS at NHTSA. Retrieved from <https://www.ems.gov/OEMSHistory.html> on June 2017

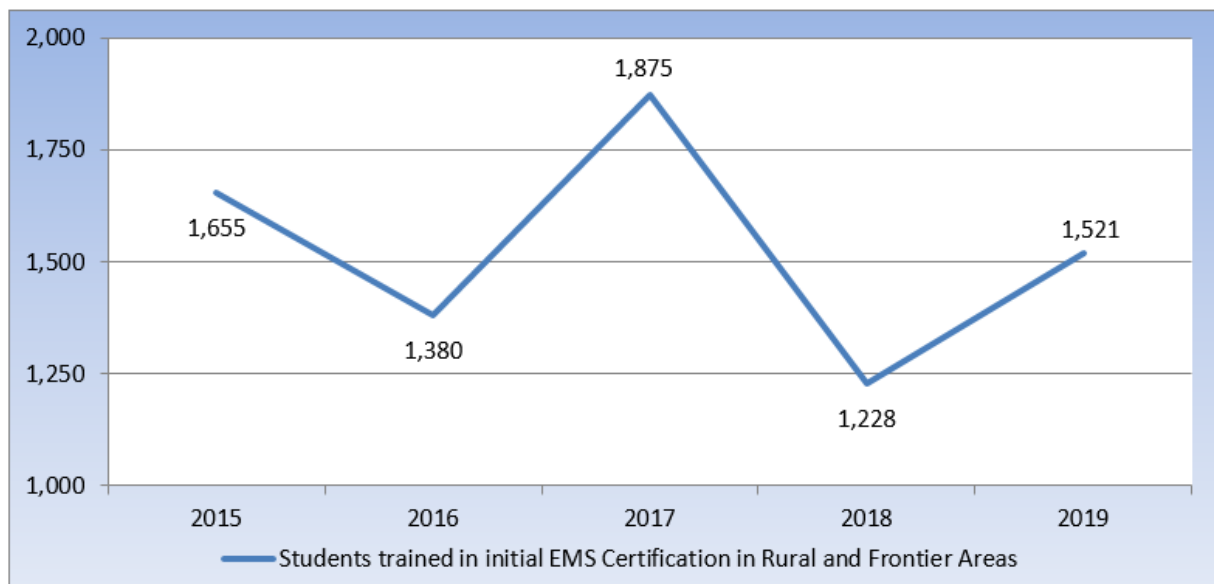
[2] USDA Economic Research Service  
<https://data.ers.usda.gov/reports.aspx?StateFIPS=48&StateName=Texas&ID=17854>

Rural EMS providers lack sufficient resources to acquire the necessary training on their own. EMS organizations in rural counties across the United States have always had a great need for additional financial assistance, especially with regard to meeting the ever-increasing educational demands required by a combination of regulatory agencies and changes in clinical care within the profession.

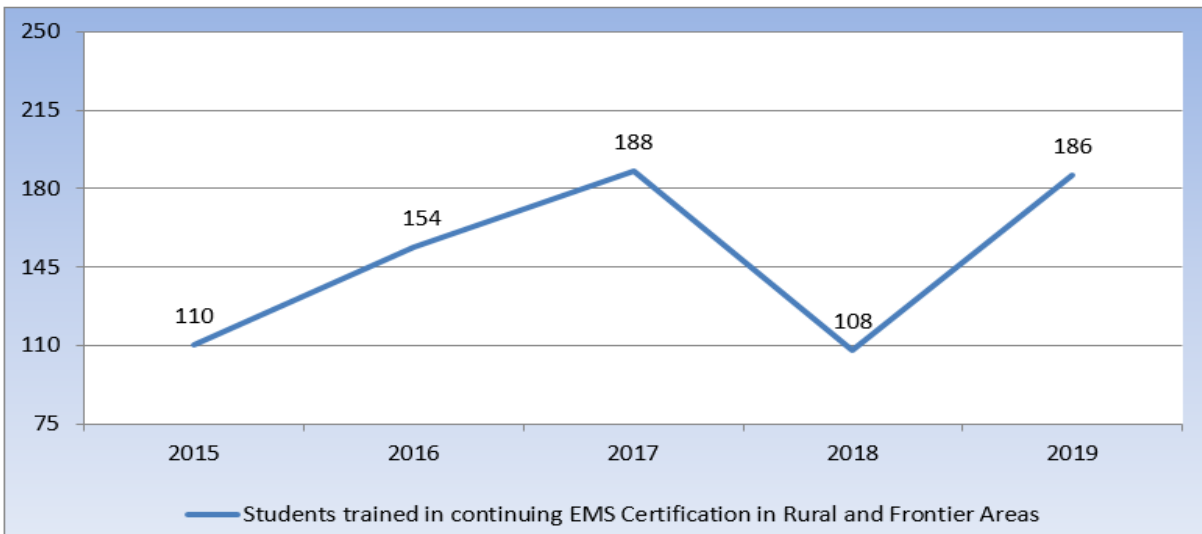
Unfortunately, it is in these rural areas that a large amount of Texas' traffic fatalities occur. In 2019 rural fatalities accounted for 51.7 percent of all traffic fatalities in Texas. That said, motor vehicle crash data for 2018 and 2019 shows an encouraging trend for rural areas. Although unfortunately fatalities in urban areas increased by 6.1 percent to 1,744 fatalities; fatalities in rural areas decreased by 7.1 percent to 1,866 fatalities in 2019 (CRIS).

TRF-BTS will continue actively working to improve pre-hospital care response and availability throughout rural and frontier areas through improved accessibility of training and improved EMS involvement in local communities by increasing the availability of training in the rural and frontier areas of Texas. TRF-BTS will also assist by providing resources for the conducting of training in the initial certification course for EMT's and Paramedics, as well as training updates and refresher courses to increase the chances that these professionals will be able to save lives.

#### State of Texas: Students Trained in Initial EMS Certification (Rural/Frontier)



Source: Department of Transportation TRF-BTS eGrants, June 12th, 2020

**State of Texas: Students Trained in Continuing EMS Certification (Rural/Frontier)**

Source: Department of Transportation TRF-BTS eGrants, June 12th, 2020

**EM Performance Measures and Target Setting** - Texas established its performance targets based on data projections using the SHSP, FARS and CRIS data.

TxDOT plans to implement and continue an EMS training program to ensure rural and frontier EMS personnel are trained and capable of life saving measures. TxDOT will work in conjunction with EMS providers via the Texas Engineering Extension Service to provide this training to reduce the incidence of mortality of injured persons involved in traffic crashes and improve the survivability of these crashes in the rural and frontier areas in Texas.

Trend projections using eGrants data indicate that for 2021, the State of Texas can expect to report 1,499 new students trained in initial EMS courses. By 2022, Texas can expect to report 1,494 new students trained in initial EMS courses. The calculations for these projections and targets\* are as follows:

	2015	2016	2017	2018	2019
<b>Students trained in initial EMS Certification in Rural and Frontier Areas</b>	1,655	1,380	1,875	1,228	1,626

	2020	2021	2022
<b>Students trained in initial EMS Certification in Rural and Frontier Areas</b>			
M Value	-5.3	-5.3	-5.3
X Value	8.00	9.00	10.00
B Value	1,552.3	1,552.3	1,552.3
Projection	1,505	1,499	1,494
Target	1,523	1,523	1,524

\*The M, X, and B values are based on the single year projections in the 2017-2022 SHSP.



Trend projections using eGrants data indicate that for 2021, the State of Texas can expect to report 137 students trained in continuing education EMS courses. By 2022, Texas can expect to report 133 new students trained in continuing education EMS courses. The calculations for these projections and targets\* are as follows:

	2015	2016	2017	2018	2019
<b>Students trained in continuing EMS Certification in Rural and Frontier Areas</b>	110	154	188	108	196

	2020	2021	2022
<b>Students trained in continuing EMS Certification in Rural and Frontier Areas</b>			
M Value	-3.8	-3.8	-3.8
X Value	9.00	10.00	11.00
B Value	174.6	174.6	174.6
Projection	140	137	133
Target	142	139	135

\*The M, X, and B values are based on the single year projections in the 2017-2022 SHSP.

### EM Impacts of Proposed Strategies –

Strategies proposed for the Emergency Medical Services Program impact all areas of the State. All proposed strategies are evidence-based and have been shown to be effective measures for positively impacting the number of EMS students trained.

The training, outreach and prevention-focused project is conducted at the local and statewide levels to impact the overall driving public, but with emphasis on the identified high-risk population group in the rural and frontier areas/communities in the State. This effort is designed to achieve the most effective impact on increasing the training of EMS providers and reducing the overall driving fatalities and injuries in the rural and frontier areas of the State.

Funding and activity levels for the proposed strategies have remained relatively steady over the past few years. Funding for EMS provider training planned for FY 2021 will assist Texas increasing the skill level of rural and frontier EMS providers.

Texas will continue to focus on the increase in fatalities which continue to be a problem in Texas. TxDOT Emergency Medical Services Program activities will continue to assist the State in achieving its targets. The State is confident that proposed levels of funding and activities will allow for achievement of the performance targets.

**EM Performance Targets:**

**Target: Students trained in initial EMS Certification in Rural and Frontier Areas**

2021 Target: To reduce the projected decrease in the number of students trained in initial EMS courses from 1,626 in 2019 to at least 1,523 students in 2021

2022 Target: To increase the projected number of students trained in initial EMS course from 1,499 students trained in 2021 at least 1,524 students trained in initial EMS courses in 2022

**Target: Students trained in continuing EMS Certification in Rural and Frontier Areas**

2021 Target: To reduce the projected decrease in the number of students trained in continuing EMS course from 196 students in 2019 to at least 139 students trained in 2021

2022 Target: To reduce the projected decrease in the number of students trained in continuing EMS course from the projected 137 students trained in 2021 to at least 135 students trained in 2022

# Emergency Medical Services

# EM - 03

## Goals

- To improve EMS care and support provided to motor vehicle trauma victims in rural and frontier areas of Texas.

## Strategies

- Increase EMS involvement in local community safety efforts.
- To increase the availability of EMS training in rural and frontier areas.

## Project Descriptions

Task: **Training**

Emergency Medical Services EM - 03

<i>Planned Activity Name</i>	<i>Division</i>	<i>Organization Name</i>
2021-TEEXESTI-G-1YG-0134	TRF-TS	Texas Engineering Extension Service - ESTI

*Primary Countermeasure Strategy ID :* Emergency Medical Services Training

*Title / Desc.* **Rural / Frontier Emergency Medical Services (EMS) Education Training Program**

*Provide education and training to the rural / frontier response departments in Texas. To enhance training in these areas and reduce EMS response time to MVA trauma victims in rural / frontier Texas.*

### Objectives

- Update 36 times, the Rural / Frontier EMS Education website with current information and forms by 9/30/2021
- Train 1523 students in initial EMS classes by 9/30/2021
- Train 142 students in continuing education (CE) classes by 9/30/2021
- Teach 50000 student hours while attending course by 9/30/2021
- Attend 5 meetings and/or conferences focusing on schools and school districts by 8/31/2021
- Attend 12 Conference / Meetings to promote and distribute information about the grant by 8/31/2021

### Budget:

<i># Projects</i>	<i>Fund</i>	<i>Source</i>	<i>Federal Funding</i>	<i>State Funding</i>	<i>Program Income</i>	<i>Local Match</i>	<i>Project Total</i>
1	402	EM	\$324,989.22	\$0.00	\$0.00	\$726,191.62	<b>\$1,051,180.84</b>

## Emergency Medical Services

**FY 2021**  
**Budget Module: EM - 03**

Program Area	# Proj	Total	FEDERAL					STATE			Fed. 402 to Local
			402	405B	405C	405D	405F / 405H	STATE	INCOME	LOCAL	
Program Management	0										
Enforcement	0										
Evaluation	0										
Public Information & Education	0										
Training	1	\$1,051,180.84	\$324,989.22							\$726,191.62	
<b>TOTALS:</b>	<b>1</b>	<b>\$1,051,180.84</b>	<b>\$324,989.22</b>							<b>\$726,191.62</b>	

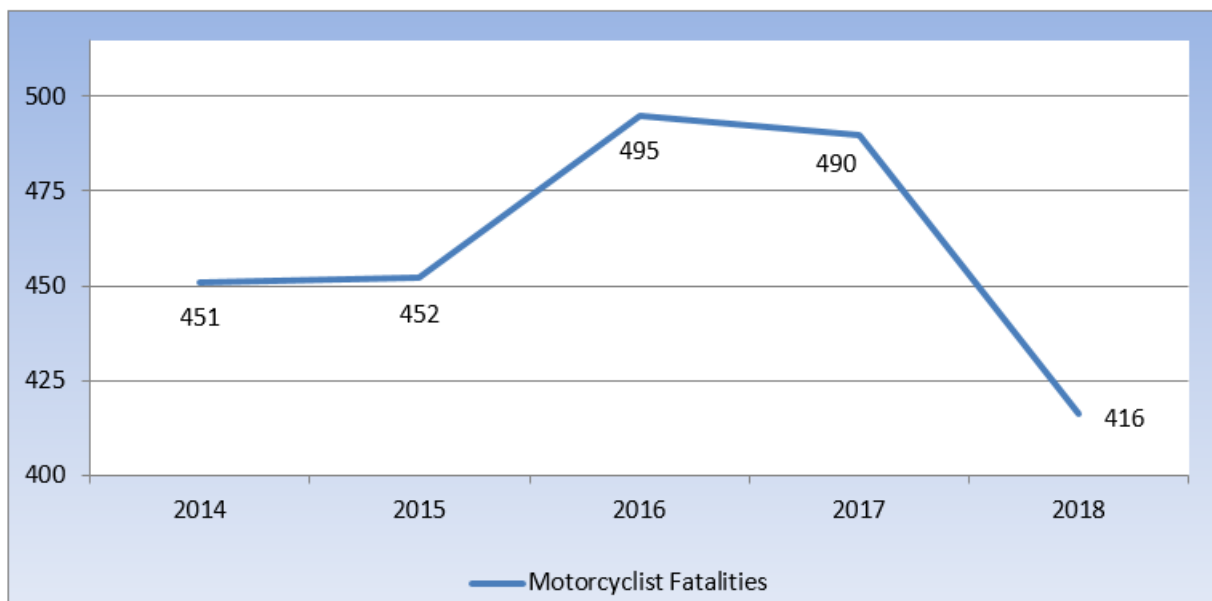
## Program Area: Motorcycle Safety

## Description of Highway Safety Problems

**Motorcycle Safety (MC)**

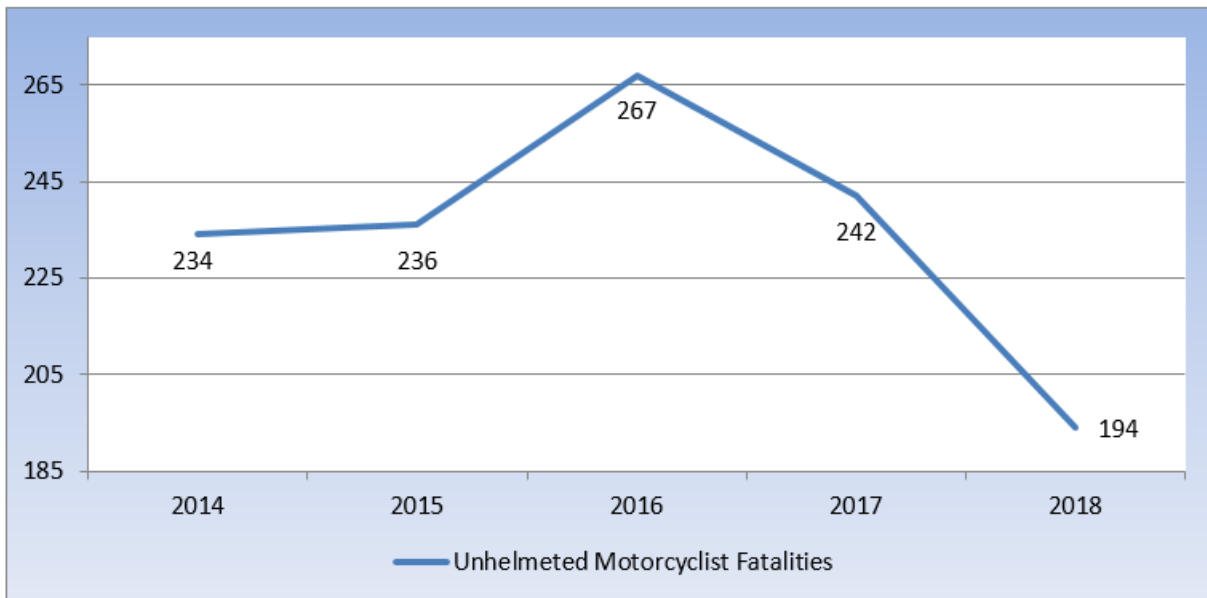
**Problem ID** - Until recently, motorcycle fatalities and crashes in Texas followed the national 10-year trend. The State of Texas experienced an increase in the number of motorcycle fatalities from 452 in 2015 to 495 in 2016; however, the FARS data indicates a decrease to 490 fatalities in 2017 and an even bigger decrease in 2018 to 416 fatalities. Of the 416 motorcycle fatalities in 2018, 46.6 percent were not wearing helmets.

Motorcycle crashes continue to be heavily overrepresented in the total number of motor vehicle crashes. In 2019, motorcycle registrations comprise approximately less than 2 percent of the vehicle mix in Texas, yet they account for approximately 11.4 percent of all traffic fatalities. These numbers are problematic and an overrepresentation within the total traffic mix.

**State of Texas: Motorcycle Fatalities (C-7)**

Source: Fatality Analysis Reporting System (FARS June 4th, 2020)

## State of Texas: Unhelmeted Motorcycle Fatalities (C-8)



Source: Fatality Analysis Reporting System (FARS June 4th, 2020)

While Texas, in 2016, had the highest voluntary helmet usage rate for a state without a universal helmet law (72.1 percent), fatal crashes involving unhelmeted riders continue to be an aggravating factor although we seem to be moving in the right direction. The trend shows 45.1 percent of motorcyclists killed in 2019 were not wearing a helmet, compared to 49.0 percent in 2018.

The 25-to-34-year-old age range shows the most crashes overall of all age groups, followed by 35-to-44-year-olds. The rider age group with the highest percentage of riders involved in crashes in Texas in 2018 was 20-to-29-year-olds. This group also had the highest helmet use rate of those involved in crashes in 2018[1].

Although Texas has witnessed a significant population expansion, the number of registered motorcycles has decreased. The Texas Department of Motor Vehicles reports 344,852 registered motorcycles in the state in May 2020, down from 348,772 in May 2019. However, there has been an increase in the number of licensed motorcycle operators in Texas. Currently within the State of Texas, there are 1,103,582 licensed motorcycle operators. [2]

[1] CRIS, information contained in this report represents reportable data collected from Texas Peace Officers Crash Reports (CR-3) received and processed by the Department of Transportation as of April 15, 2020

[2] Report provided by Texas Department of Public Safety, Driver's License Division, May 2020

**MC Performance Measures and Target Setting** – TxDOT plans to implement a more robust motorist awareness and motorcycle safety program, to include elements in motorist education and outreach, rider education and outreach, support for initial rider training, and media. TxDOT will continue to actively participate in and provide administrative support to the Texas Motorcycle Safety Coalition. TxDOT will work in conjunction with Texas Motorcycle Safety Coalition in executing the statewide strategic plan to reduce the incidence of the associated traffic crashes and fatalities of motorcycle operators in Texas. This plan contains elements in compliance with the NHTSA Uniform Guidelines for Highway Safety Programs No. 3 – Motorcycle Safety, and Countermeasures That Work as outlined in the strategies section.

Trend projections using FARS data indicate that for 2021, the State of Texas can expect to report 405 motorcycle related fatalities. By 2022, Texas can expect to report 398 motorcycle related fatalities. The calculations for these projections and targets\* are as follows:

<b>C-7</b>	<b>2014</b>	<b>2015</b>	<b>2016</b>	<b>2017</b>	<b>2018</b>
<b>Motorcyclist Fatalities</b>	451	452	495	490	416
<b>Motorcyclist Fatalities</b>	<b>2019</b>	<b>2020</b>	<b>2021</b>	<b>2022</b>	
<b>M</b>	-7.3	-7.3	-7.3	-7.3	
<b>X</b>	9.00	10.00	11.00	12.00	
<b>B</b>	485.7	485.7	485.7	485.7	
<b>Projection</b>	420	413	405	398	
<b>Target</b>	420	413	405	398	

\*The M, X, and B values are based on the single year projections in the 2017-2022 SHSP.

Trend projections using FARS data indicate that for 2021, the State of Texas can expect to report 190 unhelmeted motorcycle related fatalities. By 2022, Texas can expect to report 183 unhelmeted motorcycle related fatalities. The calculations for these projections and targets\* are as follows:

<b>(C-8)</b>	<b>2014</b>	<b>2015</b>	<b>2016</b>	<b>2017</b>	<b>2018</b>
<b>Unhelmeted Motorcyclist Fatalities</b>	234	236	267	242	194
<b>Unhelmeted Motorcyclist Fatalities</b>	<b>2019</b>	<b>2020</b>	<b>2021</b>	<b>2022</b>	
<b>M</b>	-7.8	-7.8	-7.8	-7.8	
<b>X</b>	9.00	10.00	11.00	12.00	
<b>B</b>	276.2	276.2	276.2	276.2	
<b>Projection</b>	206	198	190	183	
<b>Target</b>	206	198	190	183	

\*The M, X, and B values are based on the single year projections in the 2017-2022 SHSP.

**MC Impacts of Proposed Strategies** - Strategies proposed for the Motorcycle Safety and Awareness Program impact all areas of the State. All proposed strategies are evidence-based and have been shown to be effective measures for positively impacting the issue of motorcycle safety and awareness.

Media, outreach and prevention-focused projects are conducted at local and statewide levels to reach the overall driving public, but with emphasis on the identified high-risk population groups and high-risk areas/ communities in the State. These efforts are designed to achieve the most effective impact on reducing overall motorcycle operator and passenger fatalities and injuries.

Funding and activity levels for the proposed strategies have remained relatively steady over the past few years. Texas is providing \$265,000 in state funds in FY 2021 to help enhance program efforts to address this problem. Funding for public education and outreach and rider safety and awareness are planned for FY 2021 to assist Texas with reducing motorcycle operator and passenger fatalities and injuries.

Texas will continue to focus on motorcycle fatalities which continue to be a statewide problem. TxDOT Motorcycle Safety Program activities will continue to assist the State in achieving its targets. The State is confident that proposed levels of funding and activities will allow for achievement of the performance targets.

### **MC Performance Targets:**

#### **Target: Motorcyclist Fatalities (C-7)**

2021 Target: To decrease the number of motorcycle fatalities from 416 motorcycle fatalities in 2018 to 405 motorcycle fatalities in 2021

2022 Target: To decrease the number of motorcycle fatalities from the projected 405 motorcycle fatalities in 2021 to 398 motorcycle fatalities in 2022

#### **Target: Unhelmeted Motorcyclist Fatalities (C-8)**

2021 Target: To decrease the number of unhelmeted fatalities from 194 fatalities in 2018 to 190 fatalities in 2021

2022 Target: To decrease the number of unhelmeted fatalities from the projected 190 fatalities in 2021 to 183 fatalities in 2022



# Motorcycle Safety

# MC - 04

## Goals

- To reduce the number of motorcyclist fatalities

## Strategies

- Improve education and awareness of motorcycle safety among law enforcement and EMS personnel, educators and state & local traffic engineers.
- Improve public information and education on motorcycle safety, including the value of wearing a helmet.
- Improve public information and education on the value of not operating a motorcycle while under the influence of alcohol and/or other drugs.
- Increase public information and education on motorists' responsibility pertaining to motorcycle safety.
- Increase rider education and training.

## Project Descriptions

Task: **Public Information Campaigns**

Motorcycle Safety MC - 04

<i>Planned Activity Name</i>	<i>Division</i>	<i>Organization Name</i>
2021-TTI-G-1YG-0030	TRF-TS	Texas A&M Transportation Institute

*Primary Countermeasure Strategy ID :* Motorcycle Safety Public Information Campaigns

*Title / Desc.* **Unlicensed to Ride: Encouraging Motorcyclists to Complete Training and Licensing**

*A data linkage and outreach project that investigates trained vs. untrained rider crashes, continues a mailing campaign to encourage riders to complete training, and subsidizes motorcycle training.*

### Objectives

- Participate in 1 national traffic safety, motorcycle safety, or traffic records conference by 8/31/2021
- Provide 1 presentation to Texas traffic safety stakeholders by 9/15/2021
- Complete 1 mass mailing to untrained riders in the State by 8/31/2021
- Evaluate 1 FY 2021 mailing campaign by 9/15/2021
- Establish 1 data linkage between motorcycle rider data and crash data by 9/30/2021
- Survey 1 set of riders as they complete motorcycle safety training by 9/30/2021
- Support 1 set of motorcycle riders through motorcycle safety training by 7/15/2021

### Budget:

<i># Projects</i>	<i>Fund</i>	<i>Source</i>	<i>Federal Funding</i>	<i>State Funding</i>	<i>Program Income</i>	<i>Local Match</i>	<i>Project Total</i>
1	402	MC	\$99,300.00	\$0.00	\$0.00	\$24,833.85	<b>\$124,133.85</b>

Task: **Public Information Campaigns**

Motorcycle Safety MC - 04

Planned Activity Name 2021-TTI-G-1YG-0051 Division TRF-TS Organization Name Texas A&M Transportation Institute

Primary Countermeasure Strategy ID : Motorcycle Safety Public Information Campaigns

Title / Desc. **Statewide Motorist Awareness and Motorcyclist Safety Outreach and Support**

*Public information and education outreach employing motorcyclists and related safety groups to raise motorists' knowledge of safely sharing the road with motorcyclists and of rider safety awareness.*

## Objectives

- Evaluate 1 Campaign Outreach Activity by 9/30/2021
- Produce 1 Best Practices Document for Educating Motorcycle Safety Stakeholders and Riders by 9/24/2021
- Attend 6 Statewide Motorist Awareness and Motorcyclist Safety Events to Distribute Educational Materials by 9/17/2021
- Provide 1 Texas Motorcycle Safety Forum by 8/13/2021
- Provide 5 Educational and Outreach Presentations to Rider Clubs/Groups by 9/17/2021
- Complete 52 Content Updates, Website Support, Create/Update Social Media Materials by 9/23/2021
- Provide 4 Motorcycle Safety Coalition Activities by 9/20/2021
- Develop 1 Set of Campaign Promotional Materials for use in Statewide Outreach Activities by 12/18/2020
- Develop 1 Outreach Plan to Guide Project Activities by 11/20/2020

## Budget:

# Projects	Fund	Source	Federal Funding	State Funding	Program Income	Local Match	Project Total
1	402	MC	\$315,000.00	\$0.00	\$0.00	\$78,780.63	<b>\$393,780.63</b>

Planned Activity Name 2021-TTI-G-1YG-0065 Division TRF-TS Organization Name Texas A&M Transportation Institute

Primary Countermeasure Strategy ID : Motorcycle Safety Public Information Campaigns

Title / Desc. **Identifying Factors and Trends to Improve Motorcycle Safety in Texas**

*This project will conduct an analysis of motorcycle crash data to develop educational materials targeting the four E's (enforcement, education, EMS, and engineering).*

## Objectives

- Produce 1 PowerPoint slide deck with notes by 9/10/2021
- Produce 1 voice over PowerPoint video presentation of crash analysis findings by 9/10/2021
- Produce 3 factsheets on intersections & multi-vehicle crashes, rider characteristics, & crash characteristics by 9/10/2021
- Complete 1 motorcycle crash analysis by 9/10/2021

## Budget:

# Projects	Fund	Source	Federal Funding	State Funding	Program Income	Local Match	Project Total
1	402	MC	\$51,650.91	\$0.00	\$0.00	\$12,922.75	<b>\$64,573.66</b>

Task: **Public Information Campaigns**

Motorcycle Safety MC - 04

<i>Planned Activity Name</i>	<i>Division</i>	<i>Organization Name</i>
2021-TxDOT-G-1YG-0205	TRF-TS	TxDOT - Traffic Safety

Primary Countermeasure Strategy ID : Motorcycle Safety Public Information Campaigns

Title / Desc. **Motorcycle Safety Campaign**

*A Statewide paid media campaign and public information education reminding motorists to look twice for motorcycles and share the road.*

## Budget:

# Projects	Fund	Source	Federal Funding	State Funding	Program Income	Local Match	Project Total
1	405F	M11X	\$385,000.00	\$0.00	\$0.00	\$385,000.00	<b>\$770,000.00</b>

<i>Planned Activity Name</i>	<i>Division</i>	<i>Organization Name</i>
2021-TxDOT-G-1YG-0206	TRF-TS	TxDOT - Traffic Safety

Primary Countermeasure Strategy ID : Motorcycle Safety Public Information Campaigns

Title / Desc. **Motorcycle Safety Campaign**

*A Statewide paid media campaign and public information education reminding motorists to look twice for motorcycles and share the road.*

## Budget:

# Projects	Fund	Source	Federal Funding	State Funding	Program Income	Local Match	Project Total
1	State	State	\$0.00	\$265,000.00	\$0.00	\$265,000.00	<b>\$530,000.00</b>

## Motorcycle Safety

**FY 2021**  
**Budget Module: MC - 04**

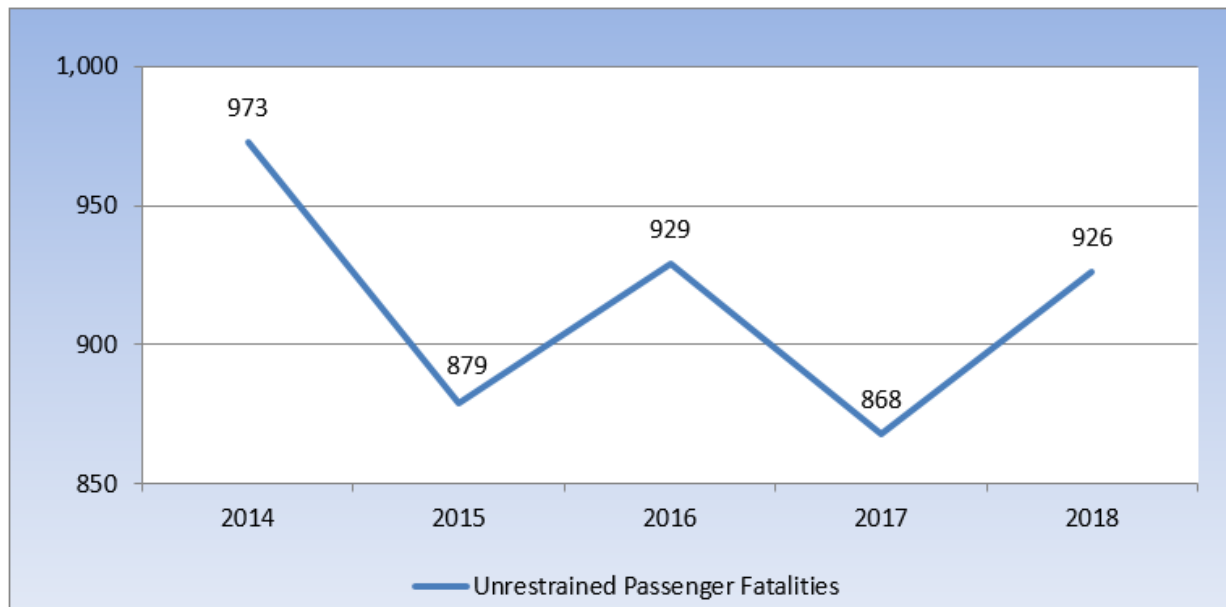
Program Area	# Proj	Total	FEDERAL					STATE			Fed. 402 to Local
			402	405B	405C	405D	405F / 405H	STATE	INCOME	LOCAL	
Program Management	0										
Enforcement	0										
Evaluation	0										
Public Information & Education	5	\$1,882,488.14	\$465,950.91				\$385,000.00	\$265,000.00		\$766,537.23	
Training	0										
<b>TOTALS:</b>	<b>5</b>	<b>\$1,882,488.14</b>	<b>\$465,950.91</b>				<b>\$385,000.00</b>	<b>\$265,000.00</b>		<b>\$766,537.23</b>	

Program Area: Occupant Protection - Adult and Child Passenger  
 Safety) Description of Highway Safety Problems

**Occupant Protection (OP)**

**Problem ID** – There were 926 fatalities involving unrestrained occupants in Texas in 2018, which is an increase from the 868 that occurred in 2017. Those 926 unrestrained fatalities, represent 39.5 percent of the fatalities where restraint usage was applicable and known.

**State of Texas: Unrestrained Passenger Fatalities (C-4)**

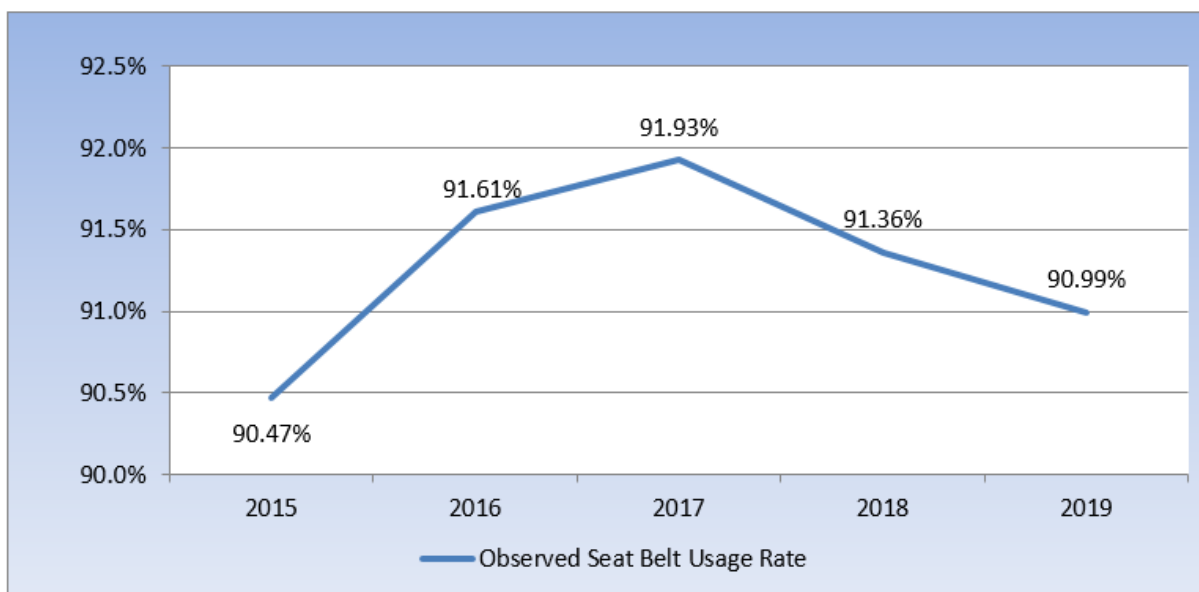


*Source: Fatality Analysis Reporting System (FARS June 4th, 2020)*

TTI uses a methodology to measure seat belt usage that provides a true comparison to usage rates measured in previous years, thus effectively establishing a new baseline for future trend comparisons. For 2019, Texas had a seat belt usage rate of 90.99 percent.[1]

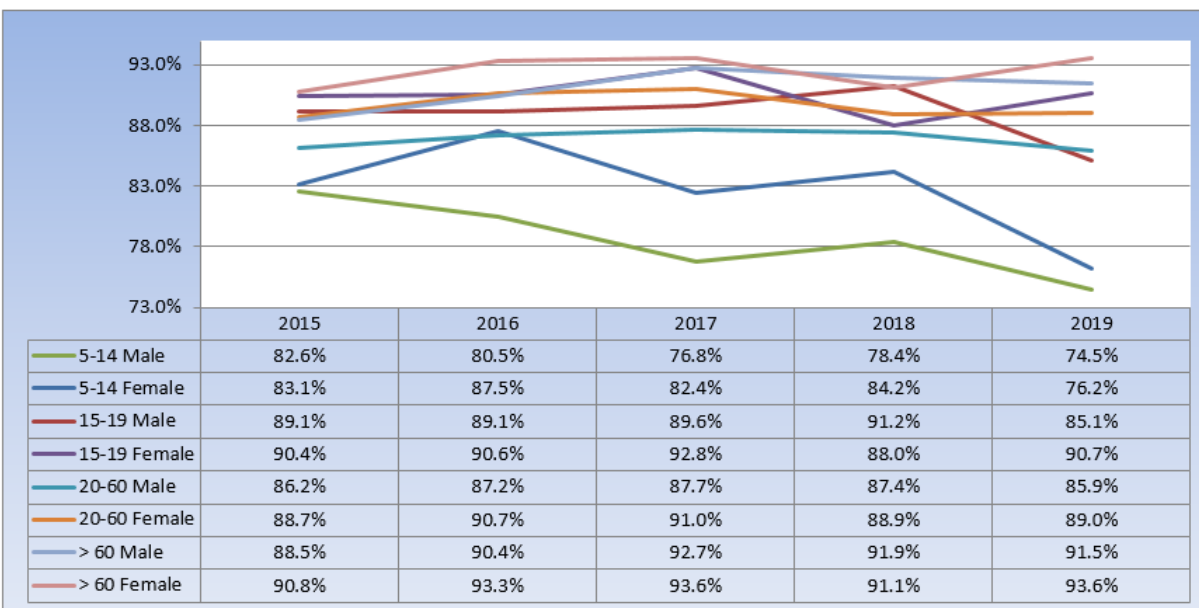
[1] 2019 Texas Statewide Survey of Seat Belt Use, Texas A&M University Transportation Institute, August 2019

### State of Texas: Seat Belt Use in Texas



Source: Texas A&M University Transportation Institute (TTI), Statewide Survey, August 2019

### State of Texas: Driver Safety Belt Use by Age and Gender

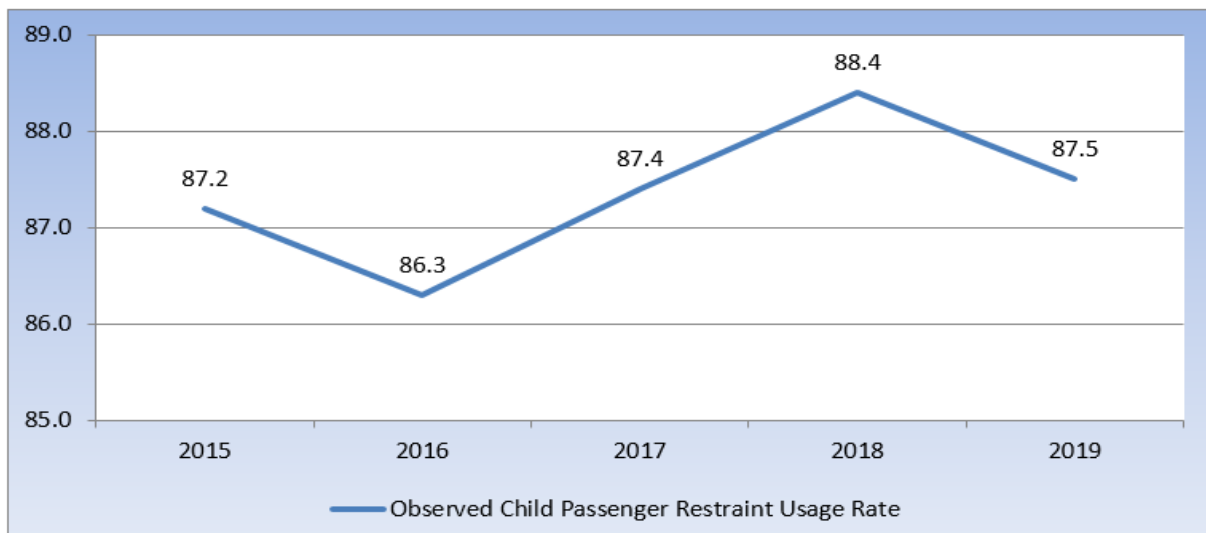


Source: Texas A&M University Transportation Institute (TTI), Front Seat Occupant Restraint Use Survey, August 2019

Overall, females were observed to be more likely to be restrained than males. Passengers were more likely to be buckled up when the driver was buckled up.

The 2019 survey of child restraint usage revealed that 87.5 percent of children were restrained in a child safety seat or seat belt in some manner. This is a slight decrease from the rate of 88.4 percent observed in 2018. When observed to be in the front seat, infants and small children who could belong in a child safety seat were least likely to be buckled-in as passengers. The State of Texas has multiple programs that will increase the child restraint usage percentages. Federal dollars, as well as state and local funds, will provide technician training, car seat checkup events and seat distribution, as well as media campaigns and other outreach to increase this rate.

### State of Texas: Observed Child Passenger Restraint Usage

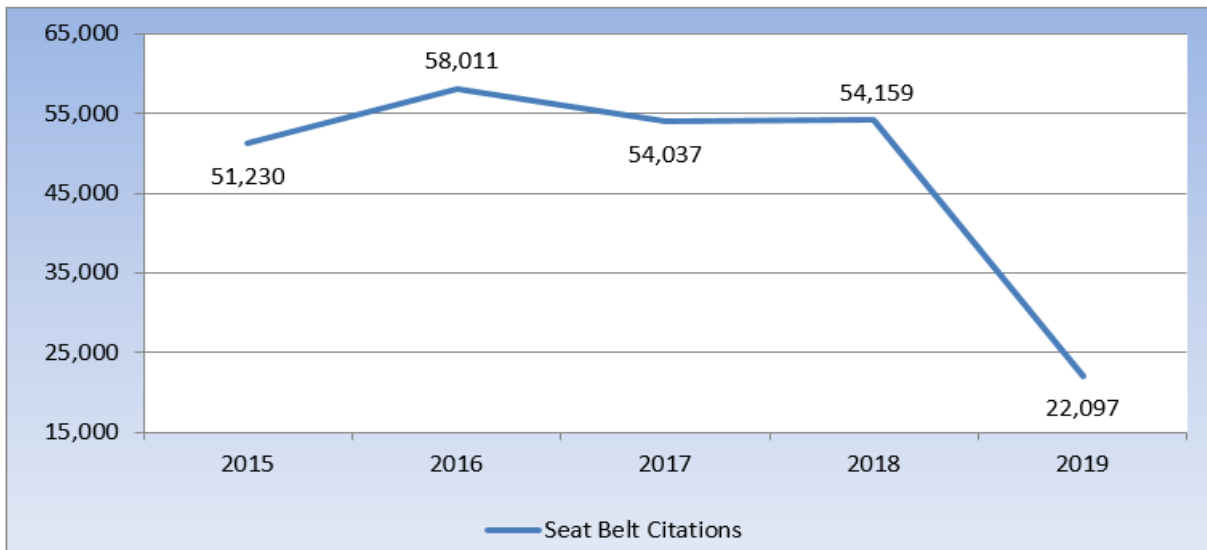


Source: Texas A&M University Transportation Institute (TTI), Child Restraint Use Survey, August 2020

Restraint use in cars was higher than restraint use in pickup trucks; 91.8 percent for car drivers compared to 88.9 percent for pickup drivers, and 91.8 percent for car passengers compared to 89.1 percent for pickup truck passengers.[1]

Texas will continue to fund and support law enforcement with the goal to increase the number of seat belt citations issued during grant funded activities, and these projects, along with occupant protection media campaign efforts, have a special focus on increasing nighttime seat belt use. Texas' Click It or Ticket campaign uses the slogan, "Click It or Ticket Day and Night," and all public information and education materials convey that message. Enforcement projects have the flexibility of working both day and night. TV PSAs, radio, billboards, digital messaging, fact sheets, and information cards include the "Click It or Ticket Day and Night" message.

[1] 2019 Texas Statewide Survey of Seat Belt Use, Texas A&M University Transportation Institute, August 2019

**State of Texas: Seat Belt Citations issued/Funded Enforcement (A-1)**

Source: Department of Transportation TRF-BTS eGrants, June 12th, 2020

**OP Performance Measures and Target Setting** - TxDOT plans to implement a more robust occupant protection program, to include elements in high-visibility enforcement, training, regional task forces, and media. In addition to traditional enforcement and other associated occupant protection programs, TxDOT will work in conjunction with stakeholders and regional coalitions to increase the usage rates of seat belts and child restraints to reduce the incidence of unrestrained driving and associated injuries from these traffic crashes and improve the unrestrained driving situation in Texas. This plan contains elements in compliance with the NHTSA Uniform Guidelines for Highway Safety Programs No. 20 - Occupant Protection, and Countermeasures That Work as outlined in the strategies and enforcement sections.

Trend projections indicate that for 2021, the State of Texas can expect to report 964 unrestrained fatalities. By 2022, Texas can expect to report 972 unrestrained fatalities. The calculations for these projections and targets\* are as follows:

<b>C-4</b>	<b>2014</b>	<b>2015</b>	<b>2016</b>	<b>2017</b>	<b>2018</b>
<b>Unrestrained Passenger Fatalities</b>	973	879	929	868	926

<b>Unrestrained Passenger Fatalities</b>	<b>2019</b>	<b>2020</b>	<b>2021</b>	<b>2022</b>
<b>M Value</b>	7.7	7.7	7.7	7.7
<b>X Value</b>	9.00	10.00	11.00	12.00
<b>B Value</b>	879.1	879.1	879.1	879.1
<b>Projection</b>	948	956	964	972
<b>Target</b>	941	945	948	952

\*The M, X, and B values are based on the single year projections in the 2017-2022 SHSP.



Trend projections using Texas A&M data indicate that for 2021, the State of Texas can expect to report a child passenger restraint use rate of 83.2 percent. By 2022, Texas can expect to report child passenger restraint use rate of 82.6 percent. The calculations for these projections and targets\* are as follows:

	2015	2016	2017	2018	2019
<b>Child Passenger Restraint Usage</b>	87.2%	86.3%	87.4%	88.4%	87.5%

	2020	2021	2022
<b>Child Passenger Restraint Usage</b>			
<b>M</b>	-0.6	-0.6	-0.6
<b>X</b>	9.00	10.00	11.00
<b>B</b>	89.2%	89.2%	89.2%
<b>Projection</b>	83.8%	83.2%	82.6%
<b>Target</b>	84.8%	84.5%	84.3%

\*The M, X, and B values are based on the single year projections in the 2017-2022 SHSP.

**OP Impacts of Proposed Strategies** - Strategies proposed for the Occupant Protection Program impact all areas of the State. All proposed strategies are evidence-based and have been shown to be effective measures for positively impacting the issue of unrestrained driving.

Enforcement, media, outreach and prevention-focused projects are conducted at local and statewide levels to reach the overall driving public, but with emphasis on the identified high-risk population groups and high-risk areas/ communities in the State. These efforts are designed to achieve the most effective impact on reducing overall unrestrained fatalities and injuries.

Funding and activity levels for the proposed strategies have remained relatively steady over the past few years. Funding for enforcement, media campaigns and outreach, child passenger safety seat technician training, and installation and distribution of child passenger safety are planned for FY 2021 to assist Texas with reducing unrestrained fatalities and increasing safety belt and child passenger safety usage rates.

Texas will continue to fund and support law enforcement to increase the number of unrestrained occupant citations during grant funded activities. Texas will attempt to reverse this trend creating an increase in unrestrained occupant citations.

Texas will continue to focus on unrestrained fatalities which continue to be a statewide problem. TxDOT Occupant Protection Program activities will continue to assist the State in achieving its targets for unrestrained driving fatalities. The State is confident that proposed levels of funding and activities will allow for achievement of the performance targets.

**OP Performance Targets:**

**Target: Unrestrained Passenger Fatalities (C-4)**

2021 Target: To decrease the expected rise of the number of unrestrained fatalities from 926 unrestrained fatalities in 2018 to no more than 948 unrestrained fatalities in 2021

2022 Target: To decrease the number of unrestrained fatalities from the projected 964 unrestrained fatalities in 2021 to no more than 952 unrestrained fatalities in 2022

**Observed Seat Belt Usage for the State of Texas (B-1)**

2021 Target: To increase the observed seat belt usage rate from 90.99 percent observed seat belt usage rate in 2019 to 91.01 percent observed seat belt usage rate in 2021

2022 Target: To increase the observed seat belt usage rate from the projected 91.01 percent observed seat belt usage rate in 2021 to 91.03 percent observed seat belt usage rate in 2022

**Child Passenger Restraint Usage for the state of Texas**

2021 Target: To reduce the projected decrease in observed child passenger usage from 87.5 percent observed child passenger usage in 2019 to 84.5 percent observed child passenger usage in 2021

2022 Target: To increase the observed child passenger usage from the projected 83.2 percent observed child passenger usage in 2021 to 84.3 percent observed child passenger usage in 2022

**Number of seat belt citations issued during grant funded enforcement activities (A-1)**

2021 Target: NHTSA activity measure - no objective set

2022 Target: NHTSA activity measure - no objective set

# Occupant Protection

# OP - 05

## Goals

- To increase occupant restraint use, including child-safety seats, in all passenger vehicles and trucks

## Strategies

- Concentrate efforts on historically low use populations.
- Increase EMS/fire department involvement in CPS fitting stations.
- Increase intervention efforts by healthcare professionals, teachers, and all safety advocates.
- Increase occupant protection education, training, and awareness of safety belt issues for law enforcement, judges and prosecutors.
- Increase public information and education campaigns.
- Increase training opportunities and retention of child passenger safety (CPS) technicians and instructors.
- Maintain CPS seat distribution programs for low income families.
- Sustain high visibility enforcement of occupant protection laws

## Project Descriptions

Task: **Enforcement**

Occupant Protection OP - 05

<i>Planned Activity Name</i>	<i>Division</i>	<i>Organization Name</i>
2021-TxDOT-G-1YG-0195	TRF-TS	TxDOT - Traffic Safety

*Primary Countermeasure Strategy ID :* Occupant Protection Enforcement

*Title / Desc.* **STEP Thanksgiving Day CIOT Grants**

*Coordinate and conduct yearly CIOT mobilization consisting of increased safety belt enforcement and earned media activities.*

*Budget:*

<i># Projects</i>	<i>Fund</i>	<i>Source</i>	<i>Federal Funding</i>	<i>State Funding</i>	<i>Program Income</i>	<i>Local Match</i>	<i>Project Total</i>
40	405B	M1HVE	\$500,000.00	\$0.00	\$0.00	\$125,000.00	<b>\$625,000.00</b>

<i>Planned Activity Name</i>	<i>Division</i>	<i>Organization Name</i>
2021-TxDOT-G-1YG-0215	TRF-TS	TxDOT - Traffic Safety

*Primary Countermeasure Strategy ID :* Occupant Protection Enforcement

*Title / Desc.* **STEP Memorial Day CIOT Grants**

*Coordinate and conduct yearly CIOT mobilization consisting of increased safety belt enforcement and earned media activities.*

*Budget:*

<i># Projects</i>	<i>Fund</i>	<i>Source</i>	<i>Federal Funding</i>	<i>State Funding</i>	<i>Program Income</i>	<i>Local Match</i>	<i>Project Total</i>
40	405B	M1HVE	\$500,000.00	\$0.00	\$0.00	\$125,000.00	<b>\$625,000.00</b>

Task: **Evaluation**

Occupant Protection OP - 05

Planned Activity Name 2021-TTI-G-1YG-0073 Division TRF-TS Organization Name Texas A&M Transportation Institute

Primary Countermeasure Strategy ID : Occupant Protection Evaluation

Title / Desc. **Click It or Ticket Evaluation Survey**

Observational surveys of seat belt use before, during, and after the Click It or Ticket mobilization will be conducted to measure the impact on seat belt use in 10 of Texas' largest cities.

## Objectives

- Submit 8 Summary memos reporting survey results by 9/30/2021
- Conduct 6 Observational survey waves in 10 Click It or Ticket cities by 6/30/2021

## Budget:

# Projects	Fund	Source	Federal Funding	State Funding	Program Income	Local Match	Project Total
1	402	OP	\$100,000.00	\$0.00	\$0.00	\$25,000.00	<b>\$125,000.00</b>

Planned Activity Name 2021-TTI-G-1YG-0076 Division TRF-TS Organization Name Texas A&M Transportation Institute

Primary Countermeasure Strategy ID : Occupant Protection Evaluation

Title / Desc. **Nighttime Seat Belt Use Observational Survey**

Conduct observational surveys of seat belt use during nighttime hours in 18 Texas cities

## Objectives

- Conduct 18 city surveys of nighttime seat belt use with pilot surveys of nighttime cell phone use by 9/30/2021

## Budget:

# Projects	Fund	Source	Federal Funding	State Funding	Program Income	Local Match	Project Total
1	402	OP	\$81,627.00	\$0.00	\$0.00	\$20,418.72	<b>\$102,045.72</b>

Planned Activity Name 2021-TTI-G-1YG-0077 Division TRF-TS Organization Name Texas A&M Transportation Institute

Primary Countermeasure Strategy ID : Occupant Protection Evaluation

Title / Desc. **Occupant Protection Surveys**

Project will include statewide survey of seat belt use, urban seat belt use survey, and child restraint use survey.

## Objectives

- Conduct 1 survey of front seat occupant restraint use in 18 cities by 9/30/2021
- Conduct 1 survey of child restraint use in 14 Texas cities by 9/30/2021
- Conduct 2 statewide survey in counties throughout Texas using NHTSA approved survey sampling and protocol by 9/30/2021

## Budget:

# Projects	Fund	Source	Federal Funding	State Funding	Program Income	Local Match	Project Total
1	402	OP	\$400,000.00	\$0.00	\$0.00	\$100,000.00	<b>\$500,000.00</b>

Task: **Evaluation**

Occupant Protection OP - 05

<i>Planned Activity Name</i>	<i>Division</i>	<i>Organization Name</i>
2021-TTI-G-1YG-0078	TRF-TS	Texas A&M Transportation Institute

Primary Countermeasure Strategy ID : Occupant Protection Evaluation

Title / Desc. **Child Passenger Safety Triggers through Pediatric Office Visits**

*A demonstration project in which child safety seat recommendations are incorporated into patient charts at pediatrician offices, triggering information dissemination during pediatric visits.*

## Objectives

- Evaluate 3 outreach activities for improving correct child restraint use by 9/30/2021
- Establish 9 participating medical sites for implementation of grant activities by 8/31/2021
- Create 3 PI&E materials for use and distribution at medical offices by 2/26/2021
- Develop 1 trigger matrix for child restraint use based on AAP guidelines by 11/30/2020

## Budget:

# Projects	Fund	Source	Federal Funding	State Funding	Program Income	Local Match	Project Total
1	402	OP	\$35,000.00	\$0.00	\$0.00	\$8,754.03	<b>\$43,754.03</b>

<i>Planned Activity Name</i>	<i>Division</i>	<i>Organization Name</i>
2021-TTI-G-1YG-0079	TRF-TS	Texas A&M Transportation Institute

Primary Countermeasure Strategy ID : Occupant Protection Evaluation

Title / Desc. **Tapping Into and Addressing Reasons for Child Safety Seat Non-Use in Texas**

*Examination of reasons associated with non-use of child safety seats & development of a data-driven strategy for increasing use.*

## Objectives

- Create 1 Set of recommendations and message strategies to increase child restraint use by 9/30/2021
- Distribute 200 PI&E educational items specific to child restraint non-users by 6/30/2021
- Conduct 200 Intercept surveys with child restraint non-users in 4 cities by 6/30/2021

## Budget:

# Projects	Fund	Source	Federal Funding	State Funding	Program Income	Local Match	Project Total
1	402	OP	\$41,055.00	\$0.00	\$0.00	\$10,267.65	<b>\$51,322.65</b>

Task: **Public Information Campaigns**

Occupant Protection OP - 05

<i>Planned Activity Name</i>	<i>Division</i>	<i>Organization Name</i>
2021-AustinEM-G-1YG-0140	TRF-TS	City of Austin - EMS

Primary Countermeasure Strategy ID : Occupant Protection Public Information Campaigns

Title / Desc. **Austin-Travis County EMS (ATCEMS) Child Passenger Safety Collaborative Program**

*Providing families in our target area education and child safety seats to ensure safe travel through a multifaceted program while creating a consistent CPS infrastructure for a continuum of service.*

**Objectives**

- Conduct 1 National CPST Renewal Course and re-certify CPS Technicians within the Austin District by 9/30/2021
- Conduct 12 booster focused events and distribute 240 booster seats within the Austin District by 9/30/2021
- Conduct 24 booster seat focused events and distribute 480 booster seats in Travis County by 9/30/2021
- Conduct 2 Child Passenger Safety CEU Update classes within the Austin District by 9/30/2021
- Conduct 36 child safety seat check-up events and distribute 464 child safety seats in Travis County by 9/30/2021
- Conduct 32 child seat check-up events and distribute 320 child safety seats within the Austin District by 9/30/2021
- Conduct 2 National CPST Certification Courses and certify 30 new CPS Technicians within the Austin District by 9/30/2021
- Conduct 2 National CPST Certification Courses and certify 30 new CPS Technicians in Travis County by 9/30/2021
- Conduct 72 Safe Baby Academy classes and distribute 200 convertible child safety seats in the Austin District by 9/30/2021

**Budget:**

<i># Projects</i>	<i>Fund</i>	<i>Source</i>	<i>Federal Funding</i>	<i>State Funding</i>	<i>Program Income</i>	<i>Local Match</i>	<i>Project Total</i>
1	402	OP	\$124,964.00	\$0.00	\$0.00	\$38,450.00	<b>\$163,414.00</b>

Task: **Public Information Campaigns**

Occupant Protection OP - 05

<i>Planned Activity Name</i>	<i>Division</i>	<i>Organization Name</i>
2021-DCMCCT-G-1YG-0020	TRF-TS	Dell Children's Medical Center of Central Texas

Primary Countermeasure Strategy ID : Occupant Protection Public Information Campaigns

Title / Desc. **Dell Children's Medical Center (DCMC) Kids In Cars Program**

*Child passenger safety caregiver education and check-up services in Bastrop, Caldwell, Hays, Travis, and Williamson Counties as well as technician certification training and capacity building.*

**Objectives**

- Produce 40 social media posts (e.g. facebook/instagram) that share program events and information by 9/30/2021
- Teach 6 CEU hours for CPSTs to maintain certification by 9/30/2021
- Distribute 60000 PI&E materials (i.e. cards & flyers) to organizations in the 5-county target area by 9/30/2021
- Conduct 1 NHTSA approved Child Passenger Safety Technician Certification course by 9/30/2021
- Participate in 16 community events to share child safety seat information and services to caregivers by 9/30/2021
- Obtain 1200 appointment inquiries through the DCMC 512-324-TOTS appointment line by 9/30/2021
- Provide 110 of CPST availability for short notice CSS check-up services at DCMC by 9/30/2021
- Distribute 562 child safety seats in the 5-county target area by 9/30/2021
- Conduct 600 child safety seat check-ups at events in the 5-county target area by 9/30/2021

**Budget:**

<i># Projects</i>	<i>Fund</i>	<i>Source</i>	<i>Federal Funding</i>	<i>State Funding</i>	<i>Program Income</i>	<i>Local Match</i>	<i>Project Total</i>
1	402	OP	\$199,500.00	\$0.00	\$0.00	\$119,731.10	<b>\$319,231.10</b>

Task: **Public Information Campaigns**

Occupant Protection OP - 05

<i>Planned Activity Name</i>	<i>Division</i>	<i>Organization Name</i>
2021-DrisHosp-G-1YG-0122	TRF-TS	Driscoll Children's Hospital

Primary Countermeasure Strategy ID : Occupant Protection Public Information Campaigns

Title / Desc. **Keep Families Safe in Traffic**

*This program reaches out to families to keep them safe when crossing a street, driving on a road, distracted driving, drinking and driving or kids in and around vehicles. Prevention is key.*

**Objectives**

- Distribute 250 Bicycle helmets by 9/15/2021
- Conduct 50 Traffic safety presentations to area professionals and community agencies by 9/30/2021
- Participate in 3 national safety campaigns focused on distracted driving, bicycle, and child passenger safety by 9/30/2021
- Conduct 13 Distracted driving IMPACT courses (12) and Shattered Dreams event (1) by 9/30/2021
- Conduct 2 Continuing education classes for 20 child passenger safety technicians by 9/30/2021
- Participate in 15 Health Fairs in rural and local areas by 9/30/2021
- Purchase 900 car seats for children by 9/30/2021
- Conduct 2 National Child Passenger Safety Certification courses by 9/30/2021
- Conduct 75 Child passenger safety check up events and education classes by 9/30/2021

**Budget:**

<i># Projects</i>	<i>Fund</i>	<i>Source</i>	<i>Federal Funding</i>	<i>State Funding</i>	<i>Program Income</i>	<i>Local Match</i>	<i>Project Total</i>
1	402	OP	\$237,636.45	\$0.00	\$0.00	\$170,898.83	<b>\$408,535.28</b>



Task: **Public Information Campaigns**

Occupant Protection OP - 05

<i>Planned Activity Name</i>	<i>Division</i>	<i>Organization Name</i>
2021-Texas Ag-G-1YG-0086	TRF-TS	Texas A&M Agrilife Extension Service

Primary Countermeasure Strategy ID : Occupant Protection Public Information Campaigns

Title / Desc. **Texas A&M AgriLife Extension Passenger Safety Project**

*A program to increase child restraint and seat belt usage among low use populations and promote safe driving practices statewide through educational programs, checkup events and trainings.*

*Objectives*

- Participate in 200 programs on occupant protection, distracted driving and speeding by 9/15/2021
- Distribute 55000 Public Information and Education (PI&E) resources to support grant objectives by 9/15/2021
- Conduct 1 pilot program to educate hospital discharge nurses on best practice for car seats for newborns by 7/31/2021
- Conduct 30 safety seat checkup events in historically low-use communities by 9/30/2021
- Educate 17000 participants on the importance of buckling up using the Rollover, Crashed Truck, or Virtual Reality by 9/30/2021
- Conduct 5 Operation Kids classes for officers to increase enforcement of child safety seat laws by 8/31/2021
- Conduct 3 National Child Passenger Safety Technician Trainings including 1 Technician Renewal Training by 7/31/2021
- Maintain 3 online transportation safety courses for childcare providers by 8/15/2021
- Distribute 1250 car seats at checkup events, fitting stations and individual appointments in low-use communities by 9/30/2021
- Coordinate 1500 child safety seat inspections at checkup events, appointments, and fitting stations by 9/30/2021

*Budget:*

<i># Projects</i>	<i>Fund</i>	<i>Source</i>	<i>Federal Funding</i>	<i>State Funding</i>	<i>Program Income</i>	<i>Local Match</i>	<i>Project Total</i>
1	402	OP	\$549,978.74	\$0.00	\$0.00	\$296,543.69	<b>\$846,522.43</b>

Task: **Public Information Campaigns**

Occupant Protection OP - 05

<i>Planned Activity Name</i>	<i>District</i>	<i>Organization Name</i>
2021-TCH-G-1YG-0083	HOU	Texas Children's Hospital

Primary Countermeasure Strategy ID : Occupant Protection Public Information Campaigns

Title / Desc. **Increasing Child Restraint Usage in Greater Houston***To increase occupant restraint usage, including child safety seats, in all passenger vehicles and trucks.***Objectives**

- Develop 1 New community partnership by 9/30/2021
- Conduct 250 Surveys of parents and caregivers who attend a local inspection station by 9/30/2021
- Train 40 New Child Passenger Safety Technicians by 9/30/2021
- Conduct 50 Media exposures related to child passenger safety by 9/30/2021
- Educate 100 Law enforcement, EMS, and healthcare personnel about current child occupant protection standards by 9/30/2021
- Distribute 65000 Educational materials on child passenger safety to the community by 9/30/2021
- Coordinate 25 Community car seat events by 9/30/2021
- Conduct 3000 Child safety seat inspections at network inspection station sites by 9/30/2021
- Conduct 750 Child safety inspections at community car seat check up by 9/30/2021
- Distribute 983 Child restraint systems to low-income and at risk families at inspection stations and events by 9/30/2021
- Conduct 2 Child Passenger Safety Technician training courses by 9/30/2021
- Conduct 1 Child Passenger Safety Technician renewal course by 9/30/2021
- Teach 50 Car seat safety classes for parents and caregivers by 9/30/2021
- Teach 5 CEU and specialized training classes for CPS technicians about new products and technology by 9/30/2021

**Budget:**

<i># Projects</i>	<i>Fund</i>	<i>Source</i>	<i>Federal Funding</i>	<i>State Funding</i>	<i>Program Income</i>	<i>Local Match</i>	<i>Project Total</i>
1	402	OP	\$231,000.00	\$0.00	\$0.00	\$379,244.23	<b>\$610,244.23</b>

Task: **Public Information Campaigns**

Occupant Protection OP - 05

Planned Activity Name 2021-TDSHS-G-1YG-0108 Division TRF-TS Organization Name Texas Department of State Health Services

Primary Countermeasure Strategy ID : Occupant Protection Public Information Campaigns

Title / Desc. **Statewide Child Passenger Safety (CPS) Education and Distribution Program.**

*DSHS Safe Riders Program will expand their ability to support state child passenger safety efforts by utilizing regional staff and build a stronger statewide system of education and seat distribution.*

## Objectives

- Conduct 4 Safe Riders CPS certification trainings by 9/30/2021
- Provide 5000 referrals to Safe Riders programs and services via toll-free line/emails by 9/30/2021
- Create 1 National CPS Week-Texas statewide activities report by 9/30/2021
- Conduct 32 educational presentations to the public on occupant protection by 9/30/2021
- Conduct 12 Safe Riders safety seat checkup events by 9/30/2021
- Conduct 4 distribution program trainings for current/new program partner organizations by 9/30/2021
- Conduct 1 CPS technical update training to technicians in Texas by 9/30/2021
- Distribute 2440 child safety seats to program partners by 9/30/2021

## Budget:

# Projects	Fund	Source	Federal Funding	State Funding	Program Income	Local Match	Project Total
1	405B	M1PE	\$550,000.00	\$0.00	\$0.00	\$519,502.04	<b>\$1,069,502.04</b>

Planned Activity Name 2021-TxHSTF-G-1YG-0126 Division TRF-TS Organization Name Texas Heatstroke Task Force

Primary Countermeasure Strategy ID : Occupant Protection Public Information Campaigns

Title / Desc. **Prevent Child Heatstroke in Cars**

*A Statewide, community-based, information and education network to promote prevention and create public awareness of child heatstroke deaths and injuries in vehicles in Texas.*

## Objectives

- Produce 24 Social media postings for THTF (Facebook and/or Instagram) by 8/31/2021
- Enroll 400 THTF volunteer members by 8/31/2021
- Participate in 1 Texas Child Passenger Safety Conference by 8/31/2021
- Conduct 5 Temperature comparison displays for public venues by 8/31/2021
- Produce 2 Rapid response information kits following a PVH death by 8/31/2021
- Conduct 4 Presentations to groups and conferences regarding PVH prevention by 8/31/2021
- Conduct 4 Interviews with news media regarding pediatric vehicular heatstroke (PVH) prevention by 8/31/2021
- Produce 10 Email updates for THTF members by 8/31/2021
- Produce 10 Activity logs showing reported activities of THTF members by 8/31/2021

## Budget:

# Projects	Fund	Source	Federal Funding	State Funding	Program Income	Local Match	Project Total
1	State	State	\$0.00	\$25,179.28	\$0.00	\$10,085.13	<b>\$35,264.41</b>

Task: **Public Information Campaigns**

Occupant Protection OP - 05

Planned Activity Name 2021-TxDOT-G-1YG-0207 Division TRF-TS Organization Name TxDOT - Traffic Safety

Primary Countermeasure Strategy ID : Occupant Protection Public Information Campaigns

Title / Desc. **Youth Occupant Protection Campaign (Teen CIOT and Child Passenger Safety)**

A public education and awareness program designed to increase seat belt use among teen drivers and passengers, ages 15-20 and a Public awareness and education campaign to increase the proper selection and use of child safety seats.

## Budget:

# Projects	Fund	Source	Federal Funding	State Funding	Program Income	Local Match	Project Total
1	405B	M1PE	\$700,000.00	\$0.00	\$0.00	\$175,000.00	<b>\$875,000.00</b>

Planned Activity Name 2021-TxDOT-G-1YG-0208 Division TRF-TS Organization Name TxDOT - Traffic Safety

Primary Countermeasure Strategy ID : Occupant Protection Public Information Campaigns

Title / Desc. **Thanksgiving Day CIOT Campaign**

TxDOT is seeking to execute a statewide Click It or Ticket (CIOT) project for paid media/public education outreach to coincide with the national NHTSA Memorial Day campaign.

## Budget:

# Projects	Fund	Source	Federal Funding	State Funding	Program Income	Local Match	Project Total
1	405B	M1PE	\$1,100,000.00	\$0.00	\$0.00	\$275,000.00	<b>\$1,375,000.00</b>

Planned Activity Name 2021-TxDOT-G-1YG-0216 Division TRF-TS Organization Name TxDOT - Traffic Safety

Primary Countermeasure Strategy ID : Occupant Protection Public Information Campaigns

Title / Desc. **Memorial Day CIOT Campaign**

TxDOT is seeking to execute a statewide Click It or Ticket (CIOT) project for paid media/public education outreach to coincide with the national NHTSA Memorial Day campaign.

## Budget:

# Projects	Fund	Source	Federal Funding	State Funding	Program Income	Local Match	Project Total
1	405B	M1PE	\$1,600,000.00	\$0.00	\$0.00	\$400,000.00	<b>\$2,000,000.00</b>

Planned Activity Name TBD Division TRF-TS Organization Name TxDOT - Traffic Safety

Primary Countermeasure Strategy ID : Occupant Protection Public Information Campaigns

Title / Desc. **Texas KidSafe Child Passenger Safety Program**

KidSafe will provide educational opportunities to parents/caregivers, children, and the general public on child passenger safety, safety in & around vehicles, and overall occupant protection.

## Budget:

# Projects	Fund	Source	Federal Funding	State Funding	Program Income	Local Match	Project Total
1	402	OP	\$335,000.00	\$0.00	\$0.00	\$83,750.00	<b>\$418,750.00</b>

Task: **Public Information Campaigns**

Occupant Protection OP - 05

<i>Planned Activity Name</i>	<i>District</i>	<i>Organization Name</i>
2021-WISH-G-1YG-0137	DAL	Women & Infants Specialty Health

Primary Countermeasure Strategy ID : Occupant Protection Public Information Campaigns

Title / Desc. **North Texas Child Passenger Safety Training, Distribution, and Mentoring Program**

*A child passenger safety initiative to certify and mentor child passenger safety technicians, educate community stakeholders and caregivers, and distribute car seats to low-income families in Dallas.*

## Budget:

# Projects	Fund	Source	Federal Funding	State Funding	Program Income	Local Match	Project Total
1	402	OP	\$72,450.00	\$0.00	\$0.00	\$33,293.97	<b>\$105,743.97</b>

Task: **Training**

Occupant Protection OP - 05

<i>Planned Activity Name</i>	<i>Division</i>	<i>Organization Name</i>
2021-TTI-G-1YG-0072	TRF-TS	Texas A&M Transportation Institute

Primary Countermeasure Strategy ID : Occupant Protection Training

Title / Desc. **Statewide Conference on Occupant Protection for Children**

*Provide a statewide child passenger safety conference in 2021.*

## Objectives

- Evaluate 1 statewide conference on child passenger safety by 9/30/2021
- Manage 1 statewide child passenger safety conference by 8/31/2021
- Distribute 2000 invitations/announcements marketing the conference by 6/30/2021
- Plan 1 child passenger safety statewide conference by 9/30/2021

## Budget:

# Projects	Fund	Source	Federal Funding	State Funding	Program Income	Local Match	Project Total
1	402	OP	\$131,785.50	\$0.00	\$25,000.00	\$22,915.00	<b>\$179,700.50</b>

## Occupant Protection

**FY 2021**  
**Budget Module: OP - 05**

Program Area	# Proj	Total	FEDERAL					STATE			Fed. 402 to Local
			402	405B	405C	405D	405F / 405H	STATE	INCOME	LOCAL	
Program Management	0										
Enforcement	80	\$1,250,000.00		\$1,000,000.00						\$250,000.00	
Evaluation	5	\$822,122.40	\$657,682.00							\$164,440.40	
Public Information & Education	12	\$8,227,207.46	\$1,750,529.19	\$3,950,000.00				\$25,179.28		\$2,501,498.99	\$303,450.00
Training	1	\$179,700.50	\$131,785.50						\$25,000.00	\$22,915.00	
<b>TOTALS:</b>	<b>98</b>	<b>\$10,479,030.36</b>	<b>\$2,539,996.69</b>	<b>\$4,950,000.00</b>				<b>\$25,179.28</b>	<b>\$25,000.00</b>	<b>\$2,938,854.39</b>	<b>\$303,450.00</b>

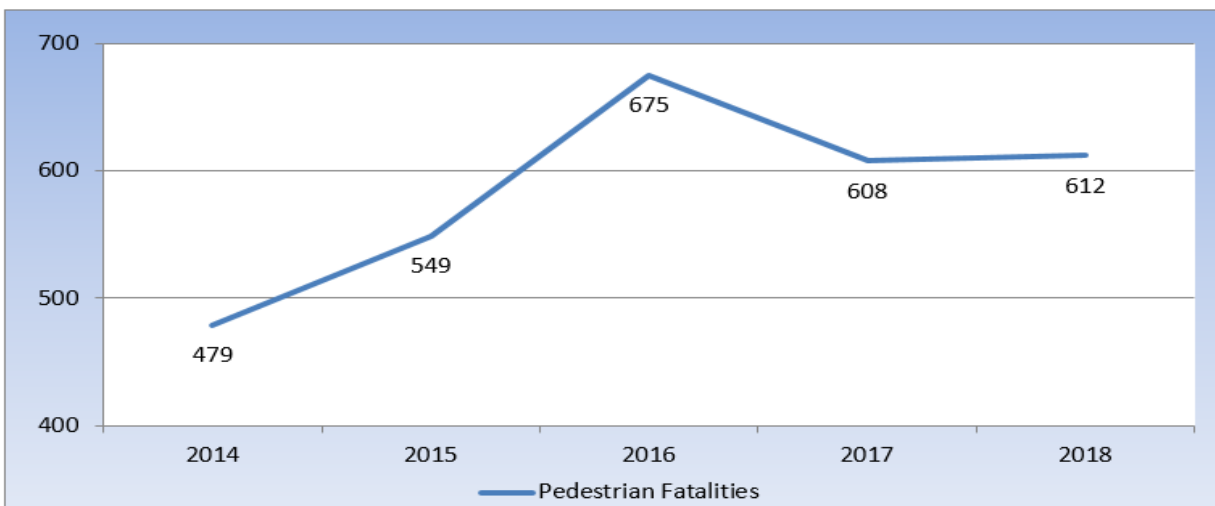
Program Area: Non-motorized -Pedestrians and Bicyclist  
Description of Highway Safety Problems

**Pedestrian and Bicycle Safety (PS)**

**Problem ID** - In recent years, the number of pedestrian fatalities in the United States has grown sharply. During the 10-year period from 2009 to 2018, the biggest change is in pedestrian and bicyclist fatalities as a proportion of overall traffic fatalities, increasing from 14 percent to 20 percent. During the same decade, the percentage of passenger vehicle occupant fatalities decreased from 39 percent of the fatalities to 35 percent. Pedestrian fatalities increased by 208, a 3.4-percent increase from 2017. The 2018 number of pedestrian fatalities is the highest since 1990 (6,482 fatalities). In 2018, pedestrian fatalities accounted for 17.7 percent of all traffic fatalities, an increase from 16.1 percent in 2017. Male and female fatalities increased by 3.0 percent and 4.8 percent respectively, from 2017 to 2018. Nighttime fatalities increased by 4.6 percent and fatalities in alcohol-impaired-driving crashed increased by 2.2 percent from 2017 to 2018. [1]

Texas recorded 350 pedestrian fatalities in 2009. In 2018, Texas recorded 612 pedestrian fatalities, which is a significant increase of 75 percent since 2009. A vast majority of these fatalities were recorded in urban areas of the State, specifically Houston, Austin, Dallas, Fort Worth, and San Antonio.

**State of Texas: Pedestrian Fatalities (C-10)**



Source: Fatality Analysis Reporting System (FARS June 4th, 2020)

[1] NHTSA Traffic Safety Facts <https://crashstats.nhtsa.dot.gov/Api/Public/ViewPublication/812826>

## State of Texas: Pedestrian Serious Injuries



*Source: CRIS. Information contained in this report represents reportable data collected from Texas Peace Officers Crash Reports (CR-3) received and processed by the Department of Transportation as of April 15, 2020*

In the United States, there were 857 bicyclists killed in traffic crashes in the United States in 2018. This is a 6.3 percent increase from the previous year and it's the highest number of bicyclists fatalities since 1990. Bicyclist fatalities accounted for 2.3 percent of all motor vehicle traffic fatalities. Male and female fatalities increased by 3.2 percent and 29.2 percent respectively, from 2017 to 2018. Nighttime fatalities increased by 9.2 percent and fatalities in alcohol-impaired-driving crashed increased by 9.2 percent from 2017 to 2018. [1]

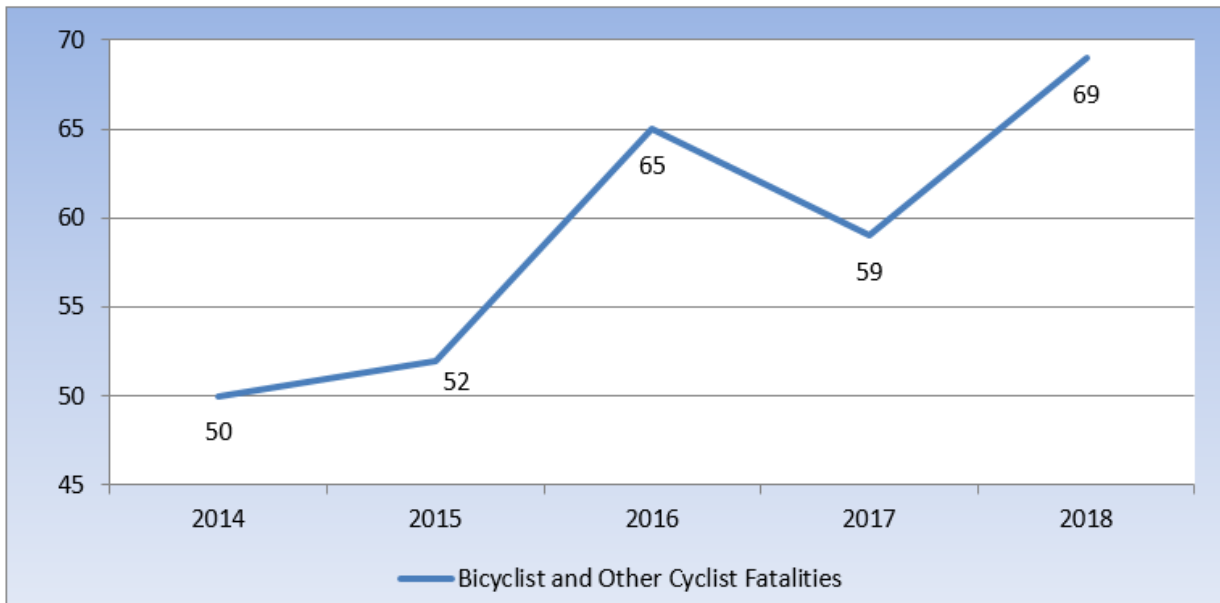
Bicyclists accounted for about 1.9 percent of all Texas fatalities in 2018. There were 69 bicyclist fatalities in Texas in 2018, an increase of 10 fatalities from 2017, when 59 bicyclists were killed in Texas.

The number of bicyclists serious injuries decreased during the same timeframe (2017-2018) from 334 to 259. Unfortunately, however, during this past year (2018-2019) the number of serious injuries increased to 312. Texas continues to work to decrease the number of non-motorized fatalities and serious injuries.

[1] NHTSA Traffic Safety Facts <https://crashstats.nhtsa.dot.gov/Api/Public/ViewPublication/812826>

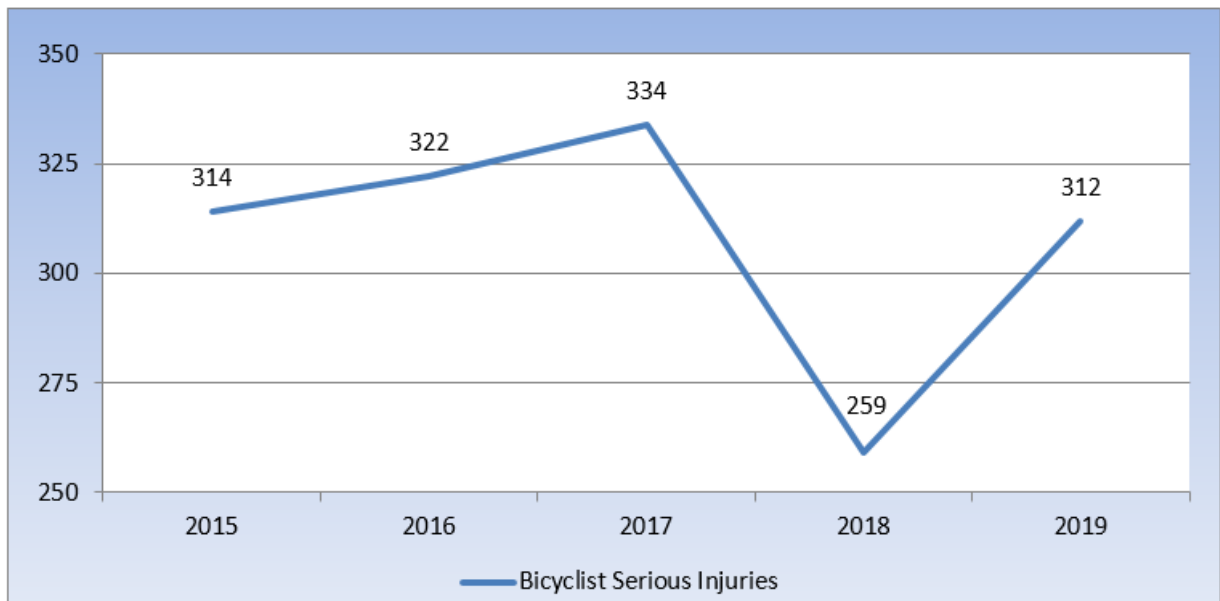


### State of Texas: Bicycle Fatalities (C-11)



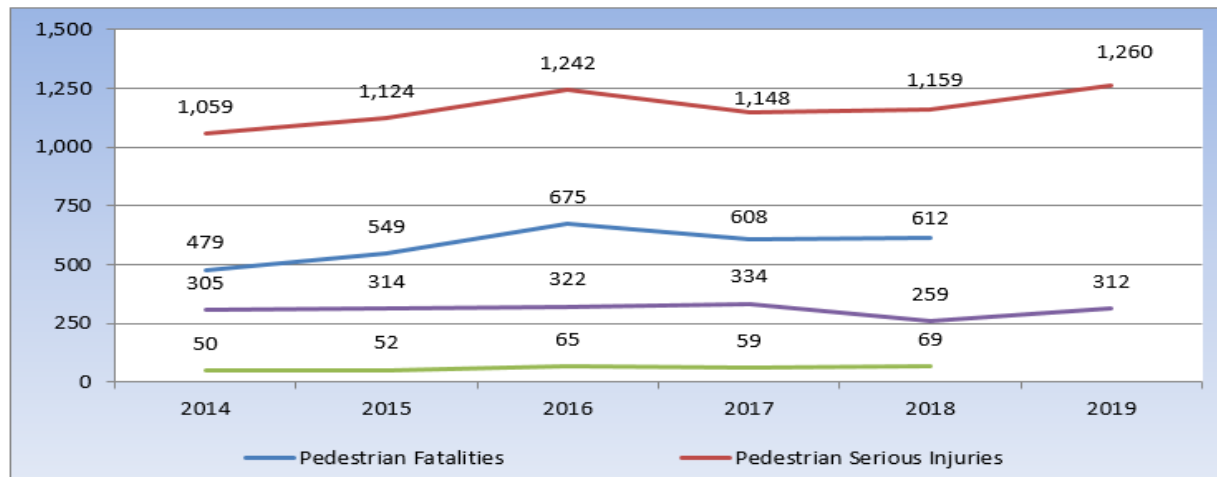
Source: Fatality Analysis Reporting System (FARS June 4th, 2020)

### State of Texas: Bicycle Serious Injuries



Source: CRIS. Information contained in this report represents reportable data collected from Texas Peace Officers Crash Reports (CR-3) received and processed by the Department of Transportation as of April 15, 2020

### State of Texas: Non-Motorized Fatalities and Serious Injuries



Source: Fatality Analysis Reporting System (FARS June 4th, 2020) and CRIS. Information contained in this report represents reportable data collected from Texas Peace Officers Crash Reports (CR-3) received and processed by the Department of Transportation as of April 15, 2020

**PS Performance Measures and Target Setting** - TxDOT plans to implement a more robust pedestrian and bicycle safety program, to include elements in training, support of regional task forces, adult and child pedestrian and bicycle education and outreach. TxDOT will work in conjunction with stakeholders and regional coalitions to reduce the incidence of pedestrian and bicycle fatalities and the associated traffic crashes to improve the pedestrian and bicycle crash situation in Texas. This plan contains elements in compliance with the NHTSA Uniform Guidelines for Highway Safety Programs No. 14 - Pedestrian and Bicycle Safety, and Countermeasures That Work as outlined in the strategies section.

Trend projections using FARS data indicate that for 2021, the State of Texas can expect to report 657 pedestrian fatalities. By 2022, Texas can expect to report 680 pedestrian fatalities. The calculations for these projections and targets are as follows:

<b>C-10</b>	<b>2014</b>	<b>2015</b>	<b>2016</b>	<b>2017</b>	<b>2018</b>
<b>Pedestrian Fatalities</b>	479	549	675	608	612
<b>Pedestrian Fatalities</b>	<b>2019</b>	<b>2020</b>	<b>2021</b>	<b>2022</b>	
<b>M</b>	22.1	22.1	22.1	22.1	
<b>X</b>	9.00	10.00	11.00	12.00	
<b>B</b>	414.3	414.3	414.3	414.3	
<b>Projection</b>	613	635	657	680	
<b>Target</b>	608	628	647	666	

\*The M, X, and B values are based on the single year projections in the 2017-2022 SHSP.

Trend projections using CRIS data indicate that for 2021, the State of Texas can expect to report 1,528 pedestrian serious injuries. By 2022, Texas can expect to report 1,591 pedestrian injuries. The calculations for these projections and targets are as follows:

<b>Pedestrian Serious injuries</b>	<b>2014</b>	<b>2015</b>	<b>2016</b>	<b>2017</b>	<b>2018</b>
	1,059	1,124	1,242	1,146	1,156
<b>Pedestrian Serious injuries</b>	<b>2019</b>	<b>2020</b>	<b>2021</b>	<b>2022</b>	
<b>M</b>	63.5	63.5	63.5	63.5	
<b>X</b>	8.00	9.00	10.00	11.00	
<b>B</b>	892.7	892.7	892.7	892.7	
<b>Projection</b>	1,401	1,464	1,528	1,591	
<b>Target</b>	1,389	1,447	1,503	1,559	

\*The M, X, and B values are based on the single year projections in the 2017-2022 SHSP.

Trend projections using FARS data indicate that for 2021, the State of Texas can expect to report 53 bicycle fatalities. By 2022, Texas can expect to report 53 bicycle fatalities. The calculations for these projections and targets are as follows:

<b>Bicycle Fatalities (C-11)</b>	<b>2014</b>	<b>2015</b>	<b>2016</b>	<b>2017</b>	<b>2018</b>
	50	52	65	59	69
<b>Bicycle Fatalities (C-11)</b>	<b>2019</b>	<b>2020</b>	<b>2021</b>	<b>2022</b>	
<b>M</b>	0.4	0.4	0.4	0.4	
<b>X</b>	9.00	10.00	11.00	12.00	
<b>B</b>	48.6	48.6	48.6	48.6	
<b>Projection</b>	52	53	53	53	
<b>Target</b>	52	52	52	52	

\*The M, X, and B values are based on the single year projections in the 2017-2022 SHSP.

Trend projections using CRIS data indicate that for 2021, the State of Texas can expect to report 364 bicycle serious injuries. By 2022, Texas can expect to report 372 bicycle injuries. The calculations for these projections and targets are as follows:

<b>Bicycle Serious injuries</b>	<b>2015</b>	<b>2016</b>	<b>2017</b>	<b>2018</b>	<b>2019</b>
	314	322	334	259	312
<b>Bicycle Serious injuries</b>	<b>2020</b>	<b>2021</b>	<b>2022</b>		
<b>M</b>	8.4	8.4	8.4		
<b>X</b>	9.00	10.00	11.00		
<b>B</b>	279.6	279.6	279.6		
<b>Projection</b>	355	364	372		
<b>Target</b>	351	358	365		

\*The M, X, and B values are based on the single year projections in the 2017-2022 SHSP.

Trend projections using FARS and CRIS data indicate that for 2021, the State of Texas can expect to report 2,602 non-motorized fatalities and serious injuries. By 2022, Texas can expect to report 2,696 non-motorized fatalities and serious injuries. The calculations for these projections and targets are as follows:

	2013	2014	2015	2016	2017
<b>Non-motorized Fatalities and Serious Injuries</b>	1,853	1,893	2,039	2,304	2,146
	2018	2019	2020	2021	2022
<b>M</b>					
<b>X</b>	8.00	9.00	10.00	11.00	12.00
<b>B</b>					
<b>Projection</b>	2,318	2,413	2,507	2,602	2,696
<b>Target</b>	2,309	2,394	2,477	2,560	2,642

\*The M, X, and B values are based on the single year projections in the 2017-2022 SHSP.

**PS Impacts of Proposed Strategies** - Strategies proposed for the Pedestrian and Bicycle Safety Program impact all areas of the State. All proposed strategies are evidence-based and have been shown to be effective measures for positively impacting the issue of pedestrian and bicycle safety.

Media, education and outreach, and prevention-focused projects are conducted at local and statewide levels to reach the overall driving and non-motorized traveling public, but with emphasis on the identified high-risk population groups and high-risk areas/ communities in the State. These efforts are designed to achieve the most effective impact on reducing overall pedestrian and bicycle fatalities and injuries.

Funding and activity levels for the proposed strategies have remained relatively steady over the past few years. Funding for outreach, training and safety education, and distribution of child bicycle helmets are planned for FY 2021 to assist Texas with reducing pedestrian and bicycle fatalities and injuries.

Texas will continue to focus on pedestrian and bicycle fatalities which continue to be a statewide problem. TxDOT Pedestrian and Bicycle Safety Program activities will continue to assist the State in achieving its targets for pedestrian and bicycle fatalities. The State is confident that proposed levels of funding and activities will allow for achievement of the performance targets.

**PS Performance Targets:**

**Target: Pedestrian Fatalities (C-10)**

2021 Target: To decrease the expected rise of pedestrian fatalities from 612 pedestrian fatalities in 2018 to no more than 647 pedestrian fatalities in 2021

2022 Target: To decrease the expected rise of pedestrian fatalities from the projected 657 pedestrian fatalities in 2021 to no more than 666 pedestrian fatalities in 2022

**Target: Pedestrian Serious Injuries**

2021 Target: To decrease the expected rise of pedestrian serious injuries from 1,156 in 2018 to no more than 1,503 pedestrian serious injuries in 2021

2022 Target: To decrease the expected rise of pedestrian serious injuries from the projected 1,528 pedestrian serious injuries in 2021 to no more than 1,559 pedestrian serious injuries in 2022

**Target: Bicycle Fatalities (C-11)**

2021 Target: To decrease the number of bicycle fatalities from 69 bicycle fatalities in 2018 to no more than 52 bicycle fatalities in 2021

2022 Target: To decrease the number of bicycle fatalities from the projected 53 bicycle fatalities in 2021 to no more than 52 bicycle fatalities in 2022

**Target: Bicycle Serious Injuries**

2021 Target: To decrease the expected rise of bicycle serious injuries from 312 bicycle serious injuries in 2019 to no more than 358 bicycle serious injuries in 2021

2022 Target: To decrease the expected rise of bicycle serious injuries from the projected 364 bicycle serious injuries in 2021 to no more than 365 bicycle serious injuries in 2022

**Target: Non-Motorized Fatalities and Serious Injuries**

2021 Target: To decrease the expected rise of non-motorized fatalities and serious injuries to no more than a five year average of 2,316.40 in 2021

The 2021 Target expressed as a 5-year average would be as follows:

Year	Target or Actual Data	Source
2017	2,146	FARS-CRIS
2018	2,099	ARF-CRIS
2019	2,300	CRIS
2020	2,477	Target
2021	2,560	Target
2021 Target expressed as 5-year average		2,316.40

As noted in the table above, the calendar year target for 2021 would be 2,560 non-motorized fatalities and serious injuries.

2022 Target: To decrease the expected rise of non-motorized fatalities and serious injuries from the projected 2,602 serious injuries in 2021 to no more than 2,696 in 2022

# Pedestrian and Bicyclist Safety

**PS - 06**

## Goals

- To reduce the number of motor vehicle-related pedestrian and bicyclist fatalities and serious injuries

## Strategies

- Improve "walkability. and "bikeability. of roads and streets.
- Improve data collection on pedestrian injuries and fatalities.
- Improve identification of problem areas for pedestrians
- Increase public information and education efforts on pedestrian and bicyclist safety.
- Increase public information and education on motorists' responsibilities pertaining to pedestrian and bicyclist safety.

## Project Descriptions

**Task: *Evaluation***
*Pedestrian and Bicyclist Safety PS - 06*

<i>Planned Activity Name</i>	<i>District</i>	<i>Organization Name</i>
2021-TTI-G-1YG-0034	SAT	Texas A&M Transportation Institute

*Primary Countermeasure Strategy ID :* Pedestrian and Bicyclist Safety Evaluation

*Title / Desc.* **Improving Pedestrian Safety Near Bus Stops in San Antonio**

*To educate bus riders and motorists about the right-of-way laws to improve pedestrian safety near bus stops.  
This project will identify bus stop locations that have high risk of pedestrian crashes.*

### Objectives

- Distribute 4 outreach materials by 8/31/2021
- Establish 1 accuracy and usefulness of the outreach activities for improving pedestrian safety at bus stops by 9/30/2021
- Develop 4 outreach materials (e.g., pedestrian fact sheet, driver fact sheet, bus poster) by 6/20/2021
- Develop 1 listing of 75 high risk bus stop locations by 4/30/2021
- Obtain 1 boarding and alighting data, geometric, environment, land use and traffic variables at bus stops by 3/31/2021
- Identify 2 sets of bus stops in San Antonio with high and low pedestrian crash frequency by 12/31/2020

### Budget:

# Projects	Fund	Source	Federal Funding	State Funding	Program Income	Local Match	Project Total
1	402	PS	\$120,000.00	\$0.00	\$0.00	\$30,016.13	<b>\$150,016.13</b>

Task: **Public Information Campaigns**

Pedestrian and Bicyclist Safety PS - 06

Planned Activity Name District Organization Name  
 2021-AustinTD-G-1YG-0094 AUS City of Austin - Transportation Department

Primary Countermeasure Strategy ID : Pedestrian and Bicyclist Safety Public Information Campaigns

Title / Desc. **Safe Systems Initiative to Address Failure to Yield**

*A citywide initiative combining education, enforcement and engineering to address failure to yield, a top contributing factor to serious injuries and fatalities among vulnerable road users.*

## Objectives

- Complete 1 report on effectiveness of project by 9/30/2021
- Identify 5 sites to collect post-intervention data on yielding behavior by 8/31/2021
- Establish 20 onsite street team educational activations by 9/15/2021
- Conduct 28 community-based outreach efforts through targeted mailings and where possible, in-person outreach by 8/31/2021
- Identify 5 sites to conduct baseline data on yielding compliance by 12/31/2020

## Budget:

# Projects	Fund	Source	Federal Funding	State Funding	Program Income	Local Match	Project Total
1	402	PS	\$182,078.00	\$0.00	\$0.00	\$47,747.00	<b>\$229,825.00</b>

Planned Activity Name Division Organization Name  
 2021-LubbockP-G-1YG-0174 TRF-TS City of Lubbock - Parks & Recreation

Primary Countermeasure Strategy ID : Pedestrian and Bicyclist Safety Public Information Campaigns

Title / Desc. **Safety City: "Providing Education Today for a Safer tomorrow"**

*The primary goal of Safety City is to develop and provide comprehensive traffic education programs to the South Plains with the initiative to create a safe environment on and around public roadways.*

## Objectives

- Complete 3 professional training seminars or conferences by 9/30/2021
- Educate 10000 second grade students and above on proper bicycle safety and riding techniques by 9/30/2021
- Educate 10000 students/group participants on motor vehicle safety by 9/30/2021
- Educate 10000 elementary students in safe pedestrian behavior while participating at Safety City by 9/30/2021
- Develop 1 alliance with an outside organization for a safer community by 9/30/2021

## Budget:

# Projects	Fund	Source	Federal Funding	State Funding	Program Income	Local Match	Project Total
1	402	PS	\$27,554.80	\$0.00	\$5,600.00	\$11,678.16	<b>\$44,832.96</b>



Task: **Public Information Campaigns**

Pedestrian and Bicyclist Safety PS - 06

<i>Planned Activity Name</i>	<i>Division</i>	<i>Organization Name</i>
2021-ESCVI-G-1YG-0011	TRF-TS	Education Service Center, Region VI

*Primary Countermeasure Strategy ID :* Pedestrian and Bicyclist Safety Public Information Campaigns

*Title / Desc.* **Everyone S.H.A.R.E. the Road Program**

*This program is designed to increase public information and education efforts pertaining to pedestrian and bicyclist safety by educating all roadway users.*

*Objectives*

- Identify 2 sets of content material and activities to be used as training aids for training sessions by 9/30/2021
- Analyze 195 participant evaluations to determine the overall effectiveness of the S.H.A.R.E. Program by 9/30/2021
- Educate 385 participants in the S.H.A.R.E. Program by 9/30/2021
- Conduct 1 Bicycle Rodeo event by 9/30/2021

*Budget:*

<i># Projects</i>	<i>Fund</i>	<i>Source</i>	<i>Federal Funding</i>	<i>State Funding</i>	<i>Program Income</i>	<i>Local Match</i>	<i>Project Total</i>
1	402	PS	\$51,783.17	\$0.00	\$0.00	\$17,269.40	<b>\$69,052.57</b>

Task: **Public Information Campaigns**

Pedestrian and Bicyclist Safety PS - 06

<i>Planned Activity Name</i>	<i>District</i>	<i>Organization Name</i>
2021-Ghisallo-G-1YG-0167	AUS	Ghisallo Foundation

Primary Countermeasure Strategy ID : Pedestrian and Bicyclist Safety Public Information Campaigns

Title / Desc. **Cycle Academy AUS: Youth and Adult Bicycle and Pedestrian Education and Safety Instruction**

*Cycle Academy based hands-on bicycle education programs utilizing Bike Rodeo, Bike Club, and event based instruction for youth and adults as well as pedestrian safety instruction.*

**Objectives**

- Educate 1000 youth participants on in-depth bicycle safety skills and Texas State Laws via Bike Clubs by 9/30/2021
- Educate 2000 unique youth participants about bike safety and Texas State Law via Bike Rodeo based instruction by 9/30/2021
- Collect 1500 surveys measuring pre and post skills, knowledge, and future intention from Bike Rodeo participants by 9/30/2021
- Distribute 250 reflective tape packs to individuals at risk of crashes at night during community engagement by 9/30/2021
- Distribute 2000 PI&E materials covering relevant Texas State laws, rights and responsibilities by 9/30/2021
- Distribute 20 helmets to youth and adults without safe helmets during community engagement by 9/30/2021
- Conduct 4 earned media segments covering rights, responsibilities, and bicycle or pedestrian safety by 9/30/2021
- Participate in 6 community events to provide PI&E information related to driver, cyclist, and pedestrian safety by 9/30/2021
- Complete 10 Bike Rodeos at schools or organization sites by 9/30/2021
- Establish 10 Bike Clubs independently or through partner organizations by 6/30/2021

**Budget:**

# Projects	Fund	Source	Federal Funding	State Funding	Program Income	Local Match	Project Total
1	402	PS	\$149,659.65	\$0.00	\$0.00	\$49,902.62	<b>\$199,562.27</b>

Task: **Public Information Campaigns**

Pedestrian and Bicyclist Safety PS - 06

Planned Activity Name 2021-Ghisallo-G-1YG-0168 District SAT Organization Name Ghisallo Foundation

Primary Countermeasure Strategy ID : Pedestrian and Bicyclist Safety Public Information Campaigns

Title / Desc. **Cycle Academy SAN: Youth and Adult Bicycle and Pedestrian Education and Safety Instruction**

*Cycle Academy based hands-on bicycle education programs utilizing Bike Rodeo, Bike Club, and event based instruction for youth and adults as well as pedestrian safety instruction.*

## Objectives

- Distribute 250 reflective tape packs to individuals at risk of crashes at night by 9/30/2021
- Collect 1100 surveys measuring pre and post skills, knowledge, and future intention from Bike Rodeo participants by 9/30/2021
- Educate 2200 unique youth participants about bike safety through Bike Rodeo based instruction by 9/30/2021
- Distribute 20 helmets to youth and adults without safe helmets by 9/30/2021
- Conduct 4 earned media segments covering rights, responsibilities, and bicycle or pedestrian safety by 9/30/2021
- Participate in 10 community events to provide PI&E information related to driver, cyclist, and pedestrian safety by 9/30/2021
- Complete 10 Bike Rodeos at schools or organization sites by 9/30/2021
- Establish 1 Bike Club by 7/31/2021
- Educate 50 youth participants on in-depth bicycle safety skills and Texas State Laws via Bike Clubs by 9/30/2021
- Distribute 3000 PI&E flyers covering relevant Texas State laws and rights and responsibilities by 9/30/2021

## Budget:

# Projects	Fund	Source	Federal Funding	State Funding	Program Income	Local Match	Project Total
1	402	PS	\$105,000.00	\$0.00	\$0.00	\$26,269.60	<b>\$131,269.60</b>

Planned Activity Name 2021-HCEC-G-1YG-0102 District HOU Organization Name Harris County Emergency Corps

Primary Countermeasure Strategy ID : Pedestrian and Bicyclist Safety Public Information Campaigns

Title / Desc. **Pedestrian Safety Program**

*Harris County Emergency Corps (HCEC) will provide pedestrian safety to three elementary schools in Aldine ISD. The schools that are selected have a large percentage of students that walk to school.*

## Objectives

- Educate 300 children on pedestrian safety on International Walk To School Day by 11/18/2020
- Distribute 300 pedestrian safety education materials at three community events by 9/30/2021
- Distribute 250 pedestrian safety education materials at the Aldine ISD back to school event by 9/30/2021
- Educate 2400 children on pedestrian safety education in 3 Aldine ISD elementary schools by 6/30/2021

## Budget:

# Projects	Fund	Source	Federal Funding	State Funding	Program Income	Local Match	Project Total
1	402	PS	\$12,029.40	\$0.00	\$0.00	\$5,393.23	<b>\$17,422.63</b>

Task: **Public Information Campaigns**

Pedestrian and Bicyclist Safety PS - 06

Planned Activity Name 2021-TTI-G-1YG-0040 Division TRF-TS Organization Name Texas A&M Transportation Institute

Primary Countermeasure Strategy ID : Pedestrian and Bicyclist Safety Public Information Campaigns

Title / Desc. **Raising Awareness of Midblock and Highway Crossing Laws to Reduce Pedestrian Fatalities and Injuries**

*Public education and targeted information outreach to raise awareness around laws that prohibit illegal midblock and highway crossings by pedestrians, and the deadly implications of these actions.*

## Objectives

- Develop 1 Campaign Plan by 3/19/2021
- Develop 4 Outreach videos based on results of best practices analysis by 6/11/2021
- Evaluate 1 Campaign Outreach Activity by 9/11/2021
- Distribute 200 Non-Paid Media PI&E Items by 9/2/2021
- Develop 2 Outreach print materials based on results of best practices analysis by 5/14/2021
- Identify 1 Set of best practices for outreach to adults age 18-34 by 1/29/2021

## Budget:

# Projects	Fund	Source	Federal Funding	State Funding	Program Income	Local Match	Project Total
1	405H	FHPE	\$149,582.83	\$0.00	\$0.00	\$37,408.49	<b>\$186,991.32</b>

Planned Activity Name 2021-TTI-G-1YG-0044 Division TRF-TS Organization Name Texas A&M Transportation Institute

Primary Countermeasure Strategy ID : Pedestrian and Bicyclist Safety Public Information Campaigns

Title / Desc. **Walk. Bike. Safe. Texas.**

*An educational and outreach campaign to increase the safety of pedestrians and bicyclists.*

## Objectives

- Achieve 1500 campaign contacts through PI&E distributions, attendees at presentations, video views & social media by 9/15/2021
- Develop 1 Powerpoint presentation on bicycle/pedestrian safety by 12/15/2020
- Complete 1 summary memorandum by 9/30/2021
- Distribute 100 safety messages to adult pedestrians, cyclists and motorists via social media by 9/15/2021
- Attend 5 bicycle/pedestrian outreach events by 9/10/2021
- Conduct 10 bicycle/pedestrian educational presentations to adults/college students by 8/31/2021
- Produce 2 bicycle/pedestrian educational videos by 9/15/2021
- Develop 1 new bicycle/pedestrian educational outreach material by 3/31/2021

## Budget:

# Projects	Fund	Source	Federal Funding	State Funding	Program Income	Local Match	Project Total
1	402	PS	\$131,563.06	\$0.00	\$0.00	\$32,915.97	<b>\$164,479.03</b>

Task: **Public Information Campaigns**

Pedestrian and Bicyclist Safety PS - 06

Planned Activity Name 2021-TTI-G-1YG-0049 Division TRF-TS Organization Name Texas A&M Transportation Institute

Primary Countermeasure Strategy ID : Pedestrian and Bicyclist Safety Public Information Campaigns

Title / Desc. **Statewide Pedestrian and Motorist Outreach and Support to Address Pedestrian Safety Behaviors**

*Public education and information outreach employing pedestrian safety groups and pedestrians to raise both pedestrian and motorists' knowledge of pedestrian safety and associated laws.*

## Objectives

- Evaluate 1 Pedestrian Campaign Outreach Plan by 9/17/2021
- Conduct 1 Texas Statewide Pedestrian Forum by 9/17/2021
- Manage 3 Statewide Pedestrian Safety Coalition Meetings by 9/17/2021
- Develop 1 Pedestrian Support and Outreach Plan by 11/13/2020

## Budget:

# Projects	Fund	Source	Federal Funding	State Funding	Program Income	Local Match	Project Total
1	402	PS	\$109,990.07	\$0.00	\$0.00	\$27,511.26	<b>\$137,501.33</b>

Planned Activity Name 2021-TTI-G-1YG-0054 Division TRF-TS Organization Name Texas A&M Transportation Institute

Primary Countermeasure Strategy ID : Pedestrian and Bicyclist Safety Public Information Campaigns

Title / Desc. **Statewide Pedestrian and Bicycle Safety Education for High School Students**

*A holistic approach to address the dangers young pedestrians, bicyclists, and drivers face by increasing awareness for high school students in Texas.*

## Objectives

- Maintain 3 social media channels with pedestrian and bike safety education and outreach by 9/30/2021
- Coordinate 10 walking behavior observation activities on Texas high school campuses by 9/30/2021
- Conduct 40 teen bike user surveys to identify future bicyclist and motorist education needs by 9/30/2021
- Develop 1 pedestrian and bike safety presentation to educate teens on state laws and evaluate knowledge gained by 9/30/2021
- Support 6 activities at participating TDS schools to educate students on pedestrian and bicyclist state laws by 9/30/2021
- Attend 12 collaborative partnership outreach events in Texas to focus on pedestrian and bicyclists safety by 9/30/2021
- Administer 12 interactive obstacle course activities to demonstrate the negative impacts of impaired walking by 9/30/2021
- Provide 150 Pedestrian/Bicycle educational toolkits to high school's student teams in Texas by 9/30/2021

## Budget:

# Projects	Fund	Source	Federal Funding	State Funding	Program Income	Local Match	Project Total
1	402	PS	\$199,999.99	\$0.00	\$0.00	\$50,028.06	<b>\$250,028.05</b>

Task: **Public Information Campaigns**

Pedestrian and Bicyclist Safety PS - 06

<i>Planned Activity Name</i>	<i>Division</i>	<i>Organization Name</i>
2021-TTI-G-1YG-0062	TRF-TS	Texas A&M Transportation Institute

Primary Countermeasure Strategy ID : Pedestrian and Bicyclist Safety Public Information Campaigns

Title / Desc. **Identifying Barriers to Understanding Pedestrian and Bicycle Safety Laws**

*This project will build on an FY 19 and FY 20 project to continue to identify barriers to understanding pedestrian and bicycle safety laws in Texas, as well as educate the public on these laws.*

**Objectives**

- Complete 3 surveys of Texas bicyclists, pedestrians, and motorists on pedestrian & bicycle laws in rural areas by 7/30/2021
- Produce 1 final report of project results by 9/30/2021
- Complete 1 presentation to TxDOT Traffic Safety Staff by 8/31/2021
- Provide 3 presentations at 3 relevant meetings or conferences by 8/31/2021
- Develop 2 educational tool kits by 9/15/2021
- Develop 2 infographics by 8/15/2021
- Complete 1 crash analysis with a focus on crash types addressed through existing pedestrian & bike safety laws by 5/15/2021
- Conduct 2 focus groups of pedestrian & bike safety stakeholders to identify barriers to pedestrian & bike laws by 6/15/2021
- Complete 3 survey of Texas bicyclists, pedestrians, and motorists on pedestrian and bicycle in laws urban areas by 7/30/2021

**Budget:**

<i># Projects</i>	<i>Fund</i>	<i>Source</i>	<i>Federal Funding</i>	<i>State Funding</i>	<i>Program Income</i>	<i>Local Match</i>	<i>Project Total</i>
1	405H	FHPE	\$114,350.35	\$0.00	\$0.00	\$28,598.01	<b>\$142,948.36</b>

**Task: Public Information Campaigns**

Pedestrian and Bicyclist Safety PS - 06

Planned Activity Name District Organization Name  
 2021-TCH-G-1YG-0084 HOU Texas Children's Hospital

Primary Countermeasure Strategy ID : Pedestrian and Bicyclist Safety Public Information Campaigns

Title / Desc. **Pedestrian and Bicycle Safety Education & Outreach**

To reduce the number of pedestrian and bicyclist fatalities and serious injuries.

**Objectives**

- Coordinate 15 Pedestrian safety events by 9/30/2021
- Coordinate 25 Media exposures about pedestrian and/or bicycle safety by 9/30/2021
- Distribute 900 Helmets to children with bicycles, that are in need of appropriately fitted helmets by 9/30/2021
- Distribute 50000 Educational materials on pedestrian and/or bicycle safety in the community by 9/30/2021
- Coordinate 100 Educational classes and/or presentations on pedestrian and/or bicycle safety by 9/30/2021
- Educate 20000 Children about safe pedestrian and/or bicyclist skills and behaviors by 9/30/2021
- Coordinate 12 Bicycle safety events and/or bicycle rodeos by 9/30/2021
- Conduct 200 Surveys focused on the walking or biking behaviors of adolescents and teens by 9/30/2021

**Budget:**

# Projects	Fund	Source	Federal Funding	State Funding	Program Income	Local Match	Project Total
1	402	PS	\$93,250.00	\$0.00	\$0.00	\$66,338.77	<b>\$159,588.77</b>

Planned Activity Name Division Organization Name  
 2021-TxDOT-G-1YG-0194 TRF-TS TxDOT - Traffic Safety

Primary Countermeasure Strategy ID : Pedestrian and Bicyclist Safety Public Information Campaigns

Title / Desc. **Pedestrian/Bicycle Safety Campaign**

This public outreach campaign is aimed at educating drivers, pedestrians, and bicyclists on state laws applicable to pedestrian and bicycle safety and encouraging safe and smart traffic behaviors.

**Budget:**

# Projects	Fund	Source	Federal Funding	State Funding	Program Income	Local Match	Project Total
1	405H	FHPE	\$1,500,000.00	\$0.00	\$0.00	\$1,500,000.00	<b>\$3,000,000.00</b>

Planned Activity Name Division Organization Name  
 2021-TxDOT-G-1YG-0212 TRF-TS TxDOT - Traffic Safety

Primary Countermeasure Strategy ID : Pedestrian and Bicyclist Safety Public Information Campaigns

Title / Desc. **Be Safe Drive Smart Pedestrian Safety Campaign**

This public outreach campaign is aimed at educating drivers, pedestrians, and bicyclists on state laws applicable to pedestrian and bicycle safety and encouraging safe and smart traffic behaviors.

**Budget:**

# Projects	Fund	Source	Federal Funding	State Funding	Program Income	Local Match	Project Total
1	402	PS	\$750,000.00	\$0.00	\$0.00	\$750,000.00	<b>\$1,500,000.00</b>

Task: **Training**

Pedestrian and Bicyclist Safety PS - 06

<i>Planned Activity Name</i>	<i>Division</i>	<i>Organization Name</i>
2021-TTI-G-1YG-0042	TRF-TS	Texas A&M Transportation Institute

Primary Countermeasure Strategy ID : Pedestrian and Bicyclist Safety Training

Title / Desc. **Law Enforcement Training on Pedestrian and Bicyclist Laws**

To provide 10 train-the-trainer workshops covering laws related to pedestrian and bicycle safety, crash reporting, and produce a training video on enforcement as part of a mobilization campaign.

*Objectives*

- Attend 3 Community Coalition Meetings to distribute education materials and videos by 8/31/2021
- Distribute 1 Training Video by 8/31/2021
- Distribute 1 roll call video developed in FY19 to law enforcement and stakeholder contacts by 8/31/2021
- Produce 1 Final Report by 9/30/2021
- Develop 1 Training Video on How to Conduct Bicycle and Pedestrian Enforcement by 6/30/2021
- Teach 10 Train-the-Trainer Workshops on State Pedestrian and Bicyclist Laws by 8/31/2021
- Update 1 Curriculum for Workshops on State Pedestrian and Bicyclist Laws by 12/31/2020
- Distribute 1 PI&E blueprint handouts developed in FY20 to law enforcement and stakeholder contacts by 8/31/2021

*Budget:*

<i># Projects</i>	<i>Fund</i>	<i>Source</i>	<i>Federal Funding</i>	<i>State Funding</i>	<i>Program Income</i>	<i>Local Match</i>	<i>Project Total</i>
1	405H	FHTR	\$122,215.99	\$0.00	\$0.00	\$30,582.04	<b>\$152,798.03</b>



Task: **Training**

Pedestrian and Bicyclist Safety PS - 06

<i>Planned Activity Name</i>	<i>Division</i>	<i>Organization Name</i>
2021-TTI-G-1YG-0069	TRF-TS	Texas A&M Transportation Institute

Primary Countermeasure Strategy ID : Pedestrian and Bicyclist Safety Training

Title / Desc. **Street Coaching for Pedestrians & Cyclists: Putting Laws into Practice on University Campuses**

*This project's goal is to change behaviors related to pedestrian and bicycle safety by engaging students, staff and law enforcement on a large University campus.*

**Objectives**

- Develop 1 digital media that highlights laws related to pedestrian bicycle safety by 9/15/2021
- Create 1 law enforcement mobilization plan that addresses pedestrian and bicycle traffic law enforcement by 9/30/2021
- Conduct 10 pedestrian and bicycle traffic law trainings to university-based organizations by 9/30/2021
- Survey 5 University events to measure frequency of ped/bike law violations involving motorized vehicles by 9/30/2021
- Complete 1 Pedestrian and bicycle crash analysis by 9/30/2021
- Complete 1 Literature review on education & awareness programs designed to inform motorist of ped & bike laws by 9/30/2021
- Create 3 pedestrian/bicycle law facts sheets for distribution to students, staff & campus safety stakeholders by 9/30/2021
- Develop 1 curriculum package highlighting laws related to pedestrian and bicycle safety by 9/30/2021
- Establish 1 group of local traffic safety stakeholders to serve in an advisory capacity by 9/30/2021
- Conduct 5 focus group meetings with stakeholders who use proximal university roadway systems by 9/30/2021

**Budget:**

# Projects	Fund	Source	Federal Funding	State Funding	Program Income	Local Match	Project Total
1	405H	FHTR	\$351,549.90	\$0.00	\$0.00	\$87,916.93	<b>\$439,466.83</b>

## Pedestrian and Bicyclist Safety

**FY 2021**  
**Budget Module: PS - 06**

Program Area	# Proj	Total	FEDERAL					STATE			Fed. 402 to Local
			402	405B	405C	405D	405F / 405H	STATE	INCOME	LOCAL	
Program Management	0										
Enforcement	0										
Evaluation	1	\$150,016.13	\$120,000.00							\$30,016.13	\$120,000.00
Public Information & Education	14	\$6,233,501.89	\$1,812,908.14				\$1,763,933.18		\$5,600.00	\$2,651,060.57	\$448,767.05
Training	2	\$592,264.86					\$473,765.89			\$118,498.97	
<b>TOTALS:</b>	<b>17</b>	<b>\$6,975,782.88</b>	<b>\$1,932,908.14</b>				<b>\$2,237,699.07</b>		<b>\$5,600.00</b>	<b>\$2,799,575.67</b>	<b>\$568,767.05</b>

Program Area: Police Traffic Services

Description of Highway Safety Problems

**Police Traffic Services (PT)**

**Problem ID** - High-Visibility Enforcement (HVE) is a universal traffic safety approach designed to create deterrence and change unlawful traffic behaviors. HVE combines highly visible and proactive law enforcement targeting a specific traffic safety issue. Law enforcement efforts are combined with visibility elements and a publicity strategy to educate the public and promote voluntary compliance with the law.

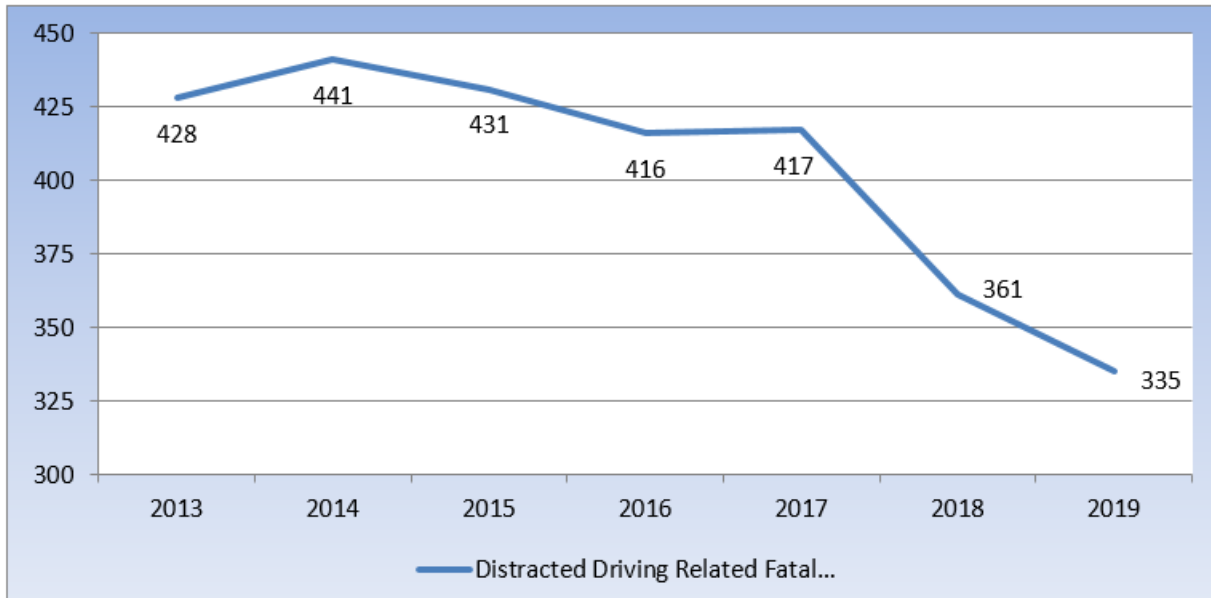
The premise of the STEP model is that an individual's discomfort or fear of being stopped for a traffic safety violation outweighs the desire not to comply with the law. Like any good deterrence program designed to change motorists' behavior, STEPs are conducted throughout the year to maintain positive behavior, public awareness, and law enforcement engagement. A strong partnership between traffic safety and law enforcement professionals forms the foundation of the STEP model.

A large portion of the State of Texas' grant dollars fund data driven, evidence based enforcement practices. High-visibility enforcement supported by media advertising campaigns are the backbone of the Texas traffic safety program. The STEP program is also contained in the Alcohol Countermeasures section and the Occupant Protection section. In addition to the projections and targets that address speed, alcohol, and restraint use in other sections, intersection crashes and distracted driving are included as elements of the STEP program.

The issue of distracted driving is in the news on a state, local, and national level. Communication device misuse includes all forms of mobile phones and digital devices. Texting, talking, emailing, and internet use has become more prevalent.

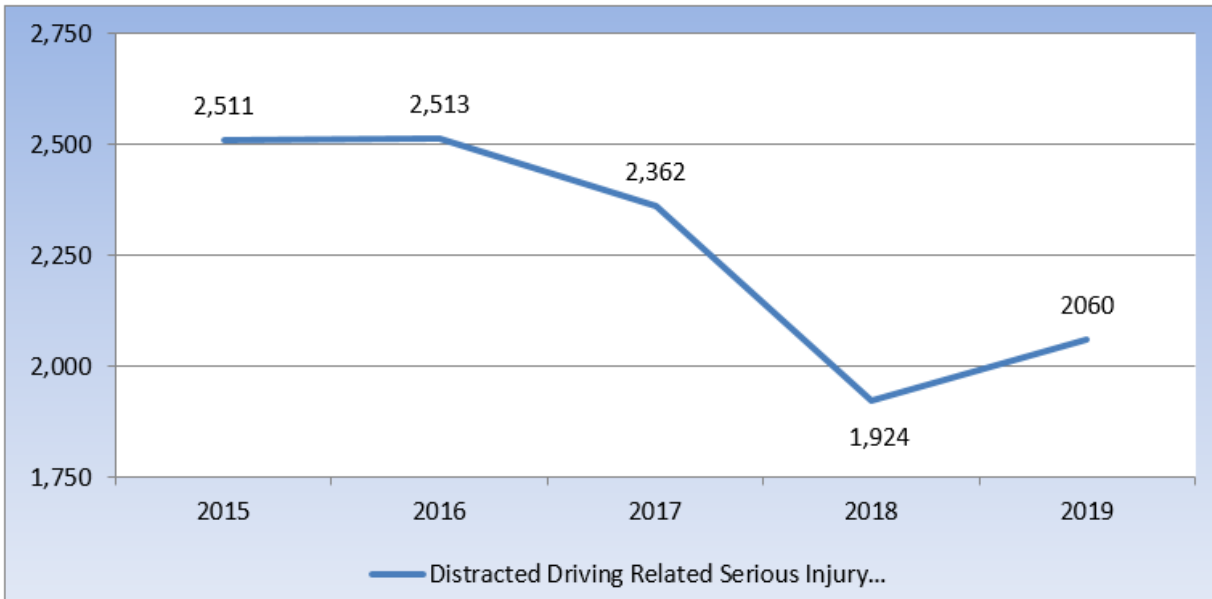
TxDOT will continue to work on this emerging issue.

## State of Texas: Distracted Driving Related Fatal Crashes



Source: CRIS. Information contained in this report represents reportable data collected from Texas Peace Officers Crash Reports (CR-3) received and processed by the Department of Transportation as of April 15, 2020

## State of Texas: Distracted Driving Serious Injury Crashes



Source: CRIS. Information contained in this report represents reportable data collected from Texas Peace Officers Crash Reports (CR-3) received and processed by the Department of Transportation as of April 15, 2020

**PT Performance Measures and Target Setting** - TxDOT plans to implement a robust police traffic services and traffic enforcement program, to include elements in high-visibility enforcement, training, regional task forces, and media. In addition to traditional enforcement and other associated enforcement programs, TxDOT will continue to actively participate in and provide administrative support to the Texas's Impaired Driving Task Force and other regional coalitions that involve high-visibility enforcement as a countermeasure. TxDOT will work in conjunction with these stakeholders to reduce the incidence of fatalities associated with traffic crashes and improve the driving situation in Texas. This plan contains elements in compliance with the NHTSA Uniform Guidelines for Highway Safety Programs No. 15 – Traffic Enforcement Service, and Countermeasures That Work as outlined in the strategies and enforcement sections.

Trend projections using CRIS data indicate that for 2021, the State of Texas can expect to report 416 distracted driving related fatal crashes. By 2022, Texas can expect to report 414 distracted driving related fatal crashes. The calculations for these projections and targets\* are as follows:

	2015	2016	2017	2018	2019
<b>Distracted Driving Related Fatal Crashes</b>	431	417	407	361	335

	2020	2021	2022
<b>Distracted Driving Related Fatal Crashes</b>			
<b>M</b>	-1.4	-1.4	-1.4
<b>X</b>	9.00	10.00	11.00
<b>B</b>	429.8	429.8	429.8
<b>Projection</b>	417	416	414
<b>Target</b>	417	416	414

\*The M, X, and B values are based on the single year projections in the 2017-2022 SHSP.

Trend projections using CRIS data indicate that for 2021, the State of Texas can expect to report 2,543 distracted driving related serious injury crashes. By 2022, Texas can expect to report 2,544 distracted driving related serious injury crashes. The calculations for these projections and targets\* are as follows:

	2015	2016	2017	2018	2019
<b>Distracted Driving Related Serious Injury Crashes</b>	2,511	2,513	2,362	1,924	2,060

	2020	2021	2022
<b>Distracted Driving Related Serious Injury Crashes</b>			
<b>M</b>	1.7	1.7	1.7
<b>X</b>	9.00	10.00	11.00
<b>B</b>	2,525.7	2,525.7	2,525.7
<b>Projection</b>	2,541	2,543	2,544
<b>Target</b>	2,511	2,502	2,494

\*The M, X, and B values are based on the single year projections in the 2017-2022 SHSP.

**PT Impacts of Proposed Strategies** - Strategies proposed for the Police Traffic Services Program impact all areas of the State. All proposed strategies are evidence-based and have been shown to be effective measures for positively impacting the issue of fatalities, injuries, and crashes overall.

Media, education and outreach, and prevention-focused projects are conducted at local and statewide levels to reach the overall driving public, but with emphasis on the identified high-risk population groups and high-risk areas/communities in the State. These efforts are designed to achieve the most effective impact on reducing overall fatalities and injuries.

Funding and activity levels for the proposed strategies have remained relatively steady over the past few years. Funding for outreach, training, and enforcement are planned for FY 2021 to assist the Texas with fatalities and injuries.

Texas will continue to fund and support law enforcement to increase the number of occupant protection, DWI/DUI, speed, intersection, and distracted driving citations during grant funded activities. Texas will attempt to reverse this trend creating an increase in arrests and citations.

Texas will continue to focus on overall fatalities which continue to be a statewide problem. TxDOT Police Traffic Services Program activities will continue to assist the State in achieving its targets. The State is confident that proposed levels of funding and activities will allow for achievement of the performance targets.

### **PT Performance Targets:**

#### **Target: Distracted Driving Related Fatal Crashes**

2021 Target: To decrease the expected rise of distracted driving fatal crashes from 335 distracted driving fatal crashes in 2019 to no more than 416 in 2021

2022 Target: To decrease the number of distracted driving fatal crashes from the projected 416 distracted driving fatal crashes in 2021 to 414 in 2022

#### **Target: Distracted Driving Related Serious Injury Crashes**

2021 Target: To decrease the expected rise of distracted driving related serious injury crashes from 2,060 in 2019 to no more than 2,502 in 2021

2022 Target: To decrease the number of distracted driving related serious injury crashes from the projected 2,543 distracted driving related serious injury crashes in 2021 to no more than 2,494 in 2022

## Police Traffic Services

PT - 07

### Goals

- To increase effective enforcement and adjudication of traffic safety-related laws to reduce fatal and serious injury crashes
- To reduce commercial motor vehicle crashes, injuries and fatalities involving vehicles with a vehicle body type of "Semi-Trailer" or "Truck-Tractor".

### Strategies

- Increase and sustain enforcement of traffic safety-related laws.
- Increase and sustain high visibility enforcement of Intersection Traffic Control (ITC) laws.
- Increase and sustain high visibility enforcement of state and local ordinances on cellular and texting devices.
- Increase enforcement of commercial motor vehicle speed limits.
- Increase public education and information campaigns regarding enforcement activities.
- Increase public information and education on distracted driving related traffic issues
- Increase public information and education on intersection related traffic issues.
- Increase public information and education on sharing the road with large trucks
- Provide technical and managerial support to local law enforcement agencies and highway safety professionals.

### Project Descriptions

TEXAS HIGHWAY SAFETY PLAN FOR FISCAL YEAR 2021

Task: <b>Enforcement</b>			Police Traffic Services PT - 07			
Planned Activity Name 2021-TxDOT-G-1YG-0213		Division TRF-TS		Organization Name TxDOT - Traffic Safety		
Primary Countermeasure Strategy ID : Police Traffic Services Enforcement						
Title / Desc. <b>STEP Comprehensive</b>						
Provide enhanced sustained enforcement covering multiple offenses, focusing on Speed, DWI, Intersection Traffic Control (ITC), Occupant Protection (OP) or Distracted Driving (DD) violations.						
Related SubProjects:						
Project #	Organization	Fund	Source	Federal Funds	Local Match	Project Total
2021-AllenPD-S-1YG-00035		402	PT	\$11,934.00	\$3,076.59	\$15,010.59
2021-AltonPD-S-1YG-00093		402	PT	\$11,999.50	\$3,787.13	\$15,786.63
2021-AlvinPD-S-1YG-00096		402	PT	\$11,998.22	\$3,631.86	\$15,630.08
2021-AmarilloPD-S-1YG-00031		402	PT	\$143,996.00	\$37,922.20	\$181,918.20
2021-AngletonPD-S-1YG-00083		402	PT	\$11,998.33	\$3,016.26	\$15,014.59
2021-Arlington-S-1YG-00025		402	PT	\$177,825.78	\$44,461.34	\$222,287.12
2021-AustinPD-S-1YG-00075		402	PT	\$810,000.00	\$202,748.21	\$1,012,748.21
2021-BayCityPD-S-1YG-00080		402	PT	\$11,452.80	\$4,101.68	\$15,554.48
2021-Beaumont-S-1YG-00110		402	PT	\$99,250.00	\$28,558.20	\$127,808.20
2021-Bedford-S-1YG-00060		402	PT	\$11,983.49	\$3,019.67	\$15,003.16
2021-BeeCavePD-S-1YG-00016		402	PT	\$12,000.00	\$3,109.79	\$15,109.79
2021-BeeCoSO-S-1YG-00084		402	PT	\$11,988.00	\$3,311.19	\$15,299.19
2021-BellmeadPD-S-1YG-00085		402	PT	\$11,982.00	\$3,090.44	\$15,072.44
2021-BexarCoSO-S-1YG-00044		402	PT	\$359,839.60	\$89,961.17	\$449,800.77
2021-BordenCoSO-S-1YG-00105		402	PT	\$11,991.00	\$3,107.42	\$15,098.42
2021-Brenham-S-1YG-00046		402	PT	\$11,991.27	\$3,029.13	\$15,020.40
2021-BrownsPD-S-1YG-00055		402	PT	\$71,988.70	\$22,212.15	\$94,200.85
2021-CdrPrkPD-S-1YG-00057		402	PT	\$12,999.87	\$4,466.73	\$17,466.60
2021-CedarPD-S-1YG-00118		402	PT	\$11,886.00	\$3,932.09	\$15,818.09
2021-CelinaPD-S-1YG-00071		402	PT	\$11,981.21	\$3,152.37	\$15,133.58
2021-Chambers-S-1YG-00119		402	PT	\$54,962.00	\$16,314.37	\$71,276.37
2021-ClydePD-S-1YG-00133		402	PT	\$11,984.18	\$3,193.71	\$15,177.89
2021-ColStaPD-S-1YG-00048		402	PT	\$39,999.55	\$10,568.09	\$50,567.64
2021-CorinthPD-S-1YG-00107		402	PT	\$11,985.98	\$3,149.63	\$15,135.61
2021-CorpusPD-S-1YG-00049		402	PT	\$174,637.00	\$57,682.22	\$232,319.22
2021-CrossPlainsPD-S-1YG-00136		402	PT	\$11,970.10	\$3,099.64	\$15,069.74
2021-DallasCOSD-S-1YG-00137		402	PT	\$49,989.02	\$14,323.69	\$64,312.71
2021-Dallas-S-1YG-00012		402	PT	\$770,047.72	\$195,151.48	\$965,199.20
2021-DecaturPD-S-1YG-00104		402	PT	\$11,970.00	\$3,820.29	\$15,790.29
2021-DeerPark-S-1YG-00037		402	PT	\$54,595.20	\$21,690.00	\$76,285.20
2021-DentonPD-S-1YG-00032		402	PT	\$87,986.65	\$69,275.58	\$157,262.23
2021-EarlyPD-S-1YG-00111		402	PT	\$11,971.20	\$3,632.55	\$15,603.75
2021-EdinbuPD-S-1YG-00042		402	PT	\$44,000.00	\$11,611.60	\$55,611.60
2021-EIPasoCO-S-1YG-00022		402	PT	\$70,000.00	\$26,042.72	\$96,042.72
2021-EIPasoPD-S-1YG-00020		402	PT	\$227,870.22	\$90,705.67	\$318,575.89



TEXAS HIGHWAY SAFETY PLAN FOR FISCAL YEAR 2021

Task: <b>Enforcement</b>			Police Traffic Services PT - 07		
2021-Eules-S-1YG-00014	402	PT	\$50,995.00	\$13,065.95	<b>\$64,060.95</b>
2021-FBCoCP3-S-1YG-00120	402	PT	\$19,532.25	\$5,050.46	<b>\$24,582.71</b>
2021-FBCoCP4-S-1YG-00023	402	PT	\$19,705.00	\$5,167.38	<b>\$24,872.38</b>
2021-Fortworth-S-1YG-00036	402	PT	\$202,997.46	\$50,901.39	<b>\$253,898.85</b>
2021-FriscoPD-S-1YG-00082	402	PT	\$64,822.41	\$16,596.10	<b>\$81,418.51</b>
2021-GalCOSO-S-1YG-00097	402	PT	\$11,567.84	\$3,034.05	<b>\$14,601.89</b>
2021-GalenaPD-S-1YG-00124	402	PT	\$11,973.00	\$3,415.14	<b>\$15,388.14</b>
2021-Galveston-S-1YG-00098	402	PT	\$42,988.31	\$13,928.21	<b>\$56,916.52</b>
2021-GarlandPD-S-1YG-00086	402	PT	\$138,101.25	\$40,927.91	<b>\$179,029.16</b>
2021-GladewaterPD-S-1YG-00091	402	PT	\$11,986.86	\$3,002.73	<b>\$14,989.59</b>
2021-GrandPra-S-1YG-00102	402	PT	\$126,815.00	\$190,290.87	<b>\$317,105.87</b>
2021-GrapevinePD-S-1YG-00041	402	PT	\$35,989.66	\$9,019.35	<b>\$45,009.01</b>
2021-HarkerHPD-S-1YG-00053	402	PT	\$11,968.04	\$4,149.37	<b>\$16,117.41</b>
2021-Harlingen-S-1YG-00019	402	PT	\$40,000.00	\$10,023.23	<b>\$50,023.23</b>
2021-Harris4-S-1YG-00127	402	PT	\$50,682.63	\$28,993.74	<b>\$79,676.37</b>
2021-HarrisCo-S-1YG-00070	402	PT	\$368,798.84	\$92,219.98	<b>\$461,018.82</b>
2021-HarrisonCoSO-S-1YG-00140	402	PT	\$49,346.76	\$12,672.28	<b>\$62,019.04</b>
2021-HarrisP1-S-1YG-00002	402	PT	\$67,944.55	\$18,236.09	<b>\$86,180.64</b>
2021-HarrisP2-S-1YG-00059	402	PT	\$11,952.52	\$3,034.30	<b>\$14,986.82</b>
2021-HarrisP5-S-1YG-00113	402	PT	\$11,989.38	\$3,457.70	<b>\$15,447.08</b>
2021-HawleyPD-S-1YG-00090	402	PT	\$11,953.75	\$3,140.73	<b>\$15,094.48</b>
2021-HearnePD-S-1YG-00047	402	PT	\$11,668.00	\$3,276.44	<b>\$14,944.44</b>
2021-HoustonPD-S-1YG-00013	402	PT	\$999,999.92	\$342,366.39	<b>\$1,342,366.31</b>
2021-HumblePD-S-1YG-00101	402	PT	\$11,979.36	\$3,236.00	<b>\$15,215.36</b>
2021-Irving-S-1YG-00045	402	PT	\$140,998.29	\$67,435.57	<b>\$208,433.86</b>
2021-JacksonviPD-S-1YG-00087	402	PT	\$11,999.60	\$3,131.15	<b>\$15,130.75</b>
2021-JeffersonCoSO-S-1YG-00100	402	PT	\$28,763.90	\$9,782.60	<b>\$38,546.50</b>
2021-KilleenPD-S-1YG-00114	402	PT	\$54,952.80	\$15,647.79	<b>\$70,600.59</b>
2021-LakeWorthPD-S-1YG-00072	402	PT	\$11,994.16	\$3,677.82	<b>\$15,671.98</b>
2021-LaPorte-S-1YG-00054	402	PT	\$36,997.50	\$10,462.89	<b>\$47,460.39</b>
2021-LaredoPD-S-1YG-00011	402	PT	\$109,998.99	\$34,099.69	<b>\$144,098.68</b>
2021-LaVillaPD-S-1YG-00132	402	PT	\$10,000.00	\$2,500.00	<b>\$12,500.00</b>
2021-LewisvPD-S-1YG-00030	402	PT	\$64,988.28	\$16,533.12	<b>\$81,521.40</b>
2021-LittleElmPD-S-1YG-00092	402	PT	\$11,656.41	\$3,059.50	<b>\$14,715.91</b>
2021-Lockhart-S-1YG-00112	402	PT	\$11,976.83	\$3,014.66	<b>\$14,991.49</b>
2021-LongviPD-S-1YG-00122	402	PT	\$45,996.00	\$11,790.68	<b>\$57,786.68</b>
2021-ManorPD-S-1YG-00003	402	PT	\$11,999.28	\$3,019.22	<b>\$15,018.50</b>
2021-MarshallPD-S-1YG-00138	402	PT	\$11,811.17	\$2,999.69	<b>\$14,810.86</b>
2021-McAllenPD-S-1YG-00051	402	PT	\$88,000.00	\$22,000.00	<b>\$110,000.00</b>
2021-McKinney-S-1YG-00094	402	PT	\$60,999.25	\$16,604.00	<b>\$77,603.25</b>
2021-MerkelPD-S-1YG-00125	402	PT	\$11,644.54	\$3,093.09	<b>\$14,737.63</b>

TEXAS HIGHWAY SAFETY PLAN FOR FISCAL YEAR 2021

Task: <b>Enforcement</b>			Police Traffic Services PT - 07		
2021-Mesquite-S-1YG-00099	402	PT	\$40,988.27	\$10,251.84	<b>\$51,240.11</b>
2021-Midland-S-1YG-00068	402	PT	\$23,000.00	\$5,750.00	<b>\$28,750.00</b>
2021-Mission-S-1YG-00026	402	PT	\$45,989.00	\$11,541.93	<b>\$57,530.93</b>
2021-MissouriPD-S-1YG-00017	402	PT	\$30,720.00	\$7,772.40	<b>\$38,492.40</b>
2021-MoCoP1Co-S-1YG-00065	402	PT	\$10,936.50	\$2,841.57	<b>\$13,778.07</b>
2021-MoCoP5Co-S-1YG-00039	402	PT	\$11,962.06	\$3,055.27	<b>\$15,017.33</b>
2021-MonahansPD-S-1YG-00008	402	PT	\$11,937.87	\$3,070.79	<b>\$15,008.66</b>
2021-MontgoSO-S-1YG-00040	402	PT	\$95,325.50	\$23,879.06	<b>\$119,204.56</b>
2021-MooreCoSO-S-1YG-00129	402	PT	\$11,984.27	\$3,012.17	<b>\$14,996.44</b>
2021-NewBrau-S-1YG-00123	402	PT	\$54,757.76	\$15,050.21	<b>\$69,807.97</b>
2021-NRichland-S-1YG-00009	402	PT	\$30,956.04	\$7,830.49	<b>\$38,786.53</b>
2021-Odessa-S-1YG-00067	402	PT	\$21,956.73	\$5,504.74	<b>\$27,461.47</b>
2021-PalestinePD-S-1YG-00142	402	PT	\$11,900.81	\$3,214.48	<b>\$15,115.29</b>
2021-PasadePD-S-1YG-00005	402	PT	\$75,991.70	\$75,991.70	<b>\$151,983.39</b>
2021-pearlaPD-S-1YG-00074	402	PT	\$11,565.34	\$3,062.22	<b>\$14,627.56</b>
2021-PecosPD-S-1YG-00043	402	PT	\$11,995.91	\$3,221.25	<b>\$15,217.16</b>
2021-PecosSO-S-1YG-00079	402	PT	\$21,915.75	\$5,506.71	<b>\$27,422.46</b>
2021-Pflugerville-S-1YG-00028	402	PT	\$11,964.02	\$3,514.49	<b>\$15,478.51</b>
2021-PharrPD-S-1YG-00015	402	PT	\$11,969.00	\$3,881.44	<b>\$15,850.44</b>
2021-PinehurstPD-S-1YG-00139	402	PT	\$9,760.20	\$2,586.26	<b>\$12,346.46</b>
2021-PlanoPD-S-1YG-00050	402	PT	\$129,865.29	\$32,471.47	<b>\$162,336.75</b>
2021-PortArthur-S-1YG-00064	402	PT	\$24,636.75	\$7,579.01	<b>\$32,215.76</b>
2021-PoteetPD-S-1YG-00144	402	PT	\$11,974.41	\$3,112.06	<b>\$15,086.47</b>
2021-ProsperPD-S-1YG-00131	402	PT	\$12,000.00	\$3,012.16	<b>\$15,012.16</b>
2021-RichlandHillsPD-S-1YG-00061	402	PT	\$11,999.80	\$3,105.53	<b>\$15,105.33</b>
2021-RosenbPD-S-1YG-00069	402	PT	\$11,997.98	\$3,018.69	<b>\$15,016.67</b>
2021-RRCoSO-S-1YG-00034	402	PT	\$11,937.88	\$3,155.31	<b>\$15,093.19</b>
2021-SanAntPD-S-1YG-00006	402	PT	\$900,000.00	\$263,450.01	<b>\$1,163,450.00</b>
2021-SanJuanPD-S-1YG-00115	402	PT	\$9,448.00	\$2,616.04	<b>\$12,064.04</b>
2021-SantaFe-S-1YG-00130	402	PT	\$11,464.20	\$3,020.67	<b>\$14,484.87</b>
2021-SmithCoSO-S-1YG-00126	402	PT	\$47,840.00	\$14,612.00	<b>\$62,452.00</b>
2021-SnyderPD-S-1YG-00128	402	PT	\$11,959.22	\$3,270.24	<b>\$15,229.46</b>
2021-SouthlakePD-S-1YG-00062	402	PT	\$30,991.15	\$10,128.87	<b>\$41,120.02</b>
2021-SplendoraPD-S-1YG-00121	402	PT	\$10,990.78	\$3,462.46	<b>\$14,453.24</b>
2021-StaffdPD-S-1YG-00116	402	PT	\$11,989.82	\$3,083.80	<b>\$15,073.62</b>
2021-Sugarland-S-1YG-00103	402	PT	\$43,974.96	\$12,176.79	<b>\$56,151.75</b>
2021-TDPS-S-1YG-00089	402	PT	\$499,598.27	\$124,899.57	<b>\$624,497.84</b>
2021-TexasCityPD-S-1YG-00029	402	PT	\$20,964.52	\$20,964.52	<b>\$41,929.04</b>
2021-Tomgreen-S-1YG-00095	402	PT	\$36,990.00	\$14,469.27	<b>\$51,459.27</b>
2021-Travis County SO-S-1YG-00027	402	PT	\$74,344.29	\$27,627.10	<b>\$101,971.39</b>
2021-Tyler PD-S-1YG-00076	402	PT	\$57,962.53	\$17,816.38	<b>\$75,778.91</b>
2021-VictoriaPD-S-1YG-00073	402	PT	\$20,990.65	\$5,454.18	<b>\$26,444.83</b>

TEXAS HIGHWAY SAFETY PLAN FOR FISCAL YEAR 2021

Task: <b>Enforcement</b>			Police Traffic Services PT - 07			
2021-WacoPD-S-1YG-00007	402	PT	\$117,000.00	\$29,248.64	<b>\$146,248.64</b>	
2021-WallerCOSO-S-1YG-00143	402	PT	\$27,994.00	\$7,700.26	<b>\$35,694.26</b>	
2021-WardCoSO-S-1YG-00141	402	PT	\$10,800.00	\$2,927.98	<b>\$13,727.98</b>	
2021-WeatherfordPD-S-1YG-00108	402	PT	\$11,970.00	\$3,015.00	<b>\$14,985.00</b>	
2021-WhartonPD-S-1YG-00077	402	PT	\$11,752.80	\$3,136.75	<b>\$14,889.55</b>	
2021-WichitaPD-S-1YG-00004	402	PT	\$57,950.78	\$14,651.22	<b>\$72,602.00</b>	
2021-WilliamsonCo-S-1YG-00056	402	PT	\$27,712.23	\$6,943.18	<b>\$34,655.41</b>	
2021-Willis PD-S-1YG-00109	402	PT	\$11,969.44	\$3,046.22	<b>\$15,015.66</b>	
2021-WWorthVPD-S-1YG-00018	402	PT	\$12,012.00	\$3,155.04	<b>\$15,167.04</b>	
2021-Wylie-S-1YG-00038	402	PT	\$11,987.88	\$3,036.04	<b>\$15,023.92</b>	

**Budget:**

# Projects	Fund	Source	Federal Funding	State Funding	Program Income	Local Match	Project Total
128	402	PT	\$9,438,235.72	\$0.00	\$0.00	\$2,971,919.58	<b>\$12,410,155.30</b>

TEXAS HIGHWAY SAFETY PLAN FOR FISCAL YEAR 2021

Task: <b>Enforcement</b>			Police Traffic Services PT - 07			
Planned Activity Name 2021-TxDOT-G-1YG-0214		Division TRF-TS		Organization Name TxDOT - Traffic Safety		
Primary Countermeasure Strategy ID : Police Traffic Services Enforcement						
Title / Desc. <b>STEP CMV</b>						
Provide enhanced enforcement covering multiple offenses, focusing on the following: Speed, Occupant Protection (OP), and Hazardous Moving Violations (HMV) related to commercial motor vehicles.						
Related SubProjects:						
Project #	Organization	Fund	Source	Federal Funds	Local Match	Project Total
2021-AngletonPD-S-CMV-00027		402	PT	\$11,998.33	\$3,016.26	\$15,014.59
2021-AnsonPD-S-CMV-00040		402	PT	\$11,991.64	\$3,374.05	\$15,365.69
2021-Arlington-S-CMV-00013		402	PT	\$54,844.51	\$13,711.13	\$68,555.64
2021-AustinPD-S-CMV-00022		402	PT	\$55,000.00	\$13,778.33	\$68,778.33
2021-DeerPark-S-CMV-00014		402	PT	\$11,964.48	\$3,398.10	\$15,362.58
2021-DonnaPD-S-CMV-00028		402	PT	\$12,000.00	\$4,585.32	\$16,585.32
2021-EIPasoCO-S-CMV-00008		402	PT	\$39,076.95	\$9,810.49	\$48,887.44
2021-FBCoCP4-S-CMV-00009		402	PT	\$11,959.40	\$3,420.81	\$15,380.21
2021-Fortworth-S-CMV-00011		402	PT	\$54,915.00	\$13,743.77	\$68,658.77
2021-GladewaterPD-S-CMV-00021		402	PT	\$11,986.86	\$3,002.73	\$14,989.59
2021-GrapevinePD-S-CMV-00024		402	PT	\$11,993.32	\$3,005.68	\$14,999.00
2021-Harlingen-S-CMV-00007		402	PT	\$12,000.00	\$3,168.93	\$15,168.93
2021-HarrisCo-S-CMV-00018		402	PT	\$98,235.13	\$24,562.50	\$122,797.63
2021-HarrisP1-S-CMV-00002		402	PT	\$11,977.70	\$3,136.39	\$15,114.09
2021-HarrisP2-S-CMV-00020		402	PT	\$11,952.52	\$3,034.30	\$14,986.82
2021-HarrisP5-S-CMV-00032		402	PT	\$11,989.38	\$3,457.70	\$15,447.08
2021-HoustonPD-S-CMV-00004		402	PT	\$349,975.40	\$140,557.67	\$490,533.07
2021-HumblePD-S-CMV-00031		402	PT	\$11,979.36	\$3,236.00	\$15,215.36
2021-LaPorte-S-CMV-00015		402	PT	\$11,992.50	\$3,391.48	\$15,383.98
2021-LaredoPD-S-CMV-00005		402	PT	\$93,999.07	\$29,139.71	\$123,138.78
2021-LittleElmPD-S-CMV-00023		402	PT	\$11,656.41	\$3,059.50	\$14,715.91
2021-Lockhart-S-CMV-00034		402	PT	\$11,976.83	\$3,014.66	\$14,991.49
2021-MarshallPD-S-CMV-00038		402	PT	\$11,811.17	\$2,999.69	\$14,810.86
2021-McAllenPD-S-CMV-00010		402	PT	\$65,000.00	\$16,250.00	\$81,250.00
2021-MooreCoSO-S-CMV-00035		402	PT	\$11,984.27	\$3,012.17	\$14,996.44
2021-NewBrau-S-CMV-00041		402	PT	\$44,974.78	\$11,685.72	\$56,660.50
2021-PasadePD-S-CMV-00003		402	PT	\$11,994.51	\$11,994.51	\$23,989.02
2021-pearlaPD-S-CMV-00019		402	PT	\$11,462.16	\$3,034.59	\$14,496.75
2021-PecosPD-S-CMV-00029		402	PT	\$11,995.91	\$3,221.25	\$15,217.16
2021-PecosSO-S-CMV-00037		402	PT	\$52,210.72	\$13,115.96	\$65,326.68
2021-PentasPD-S-CMV-00030		402	PT	\$11,987.00	\$4,134.90	\$16,121.90
2021-PharrPD-S-CMV-00006		402	PT	\$11,969.00	\$3,881.44	\$15,850.44
2021-StaffdPD-S-CMV-00036		402	PT	\$11,989.82	\$3,083.80	\$15,073.62
2021-Sugarland-S-CMV-00025		402	PT	\$11,951.91	\$3,194.11	\$15,146.02
2021-Tomgreen-S-CMV-00026		402	PT	\$11,970.00	\$3,152.70	\$15,122.70

TEXAS HIGHWAY SAFETY PLAN FOR FISCAL YEAR 2021

Task: <b>Enforcement</b>				Police Traffic Services PT - 07		
2021-WallerCOSO-S-CMV-00039	402	PT	\$25,032.00	\$7,099.21	<b>\$32,131.21</b>	
2021-Wylie-S-CMV-00012	402	PT	\$11,987.88	\$3,036.04	<b>\$15,023.92</b>	

**Budget:**

# Projects	Fund	Source	Federal Funding	State Funding	Program Income	Local Match	Project Total
37	402	PT	\$1,243,785.92	\$0.00	\$0.00	\$387,501.60	<b>\$1,631,287.52</b>

Task: <b>Training</b>				Police Traffic Services PT - 07		
-----------------------	--	--	--	---------------------------------	--	--

Planned Activity Name	Division	Organization Name
2021-IADLEST-G-1YG-0144	TRF-TS	International Association of Directors of Law Enforcement Standards and Training

Primary Countermeasure Strategy ID : Police Traffic Services Training

Title / Desc. **Reduce Large Commercial Vehicle Crashes Through a Data Driven Approach & Effective Officer Training**

*The project seeks to increase motorist safety by reducing the frequency of large vehicle and bus crashes through a focused approach, grounded in accurate and timely crash data and officer training.*

**Objectives**

- Develop 1 Student and Instructor Activity Tracking Mechanism by 9/30/2021
- Conduct 28 2-hour Basic Truck and Bus Traffic Enforcement Training (T&BTET) workshops by 9/15/2021
- Teach 4 4-Hr Truck & Bus Traffic Enforcement Training (T&BTET) Instructor courses by 8/31/2021
- Create 2 TxDOT Approved and nationally certified Truck & Bus Traffic Enforcement Training courses by 12/31/2020

**Budget:**

# Projects	Fund	Source	Federal Funding	State Funding	Program Income	Local Match	Project Total
1	402	PT	\$104,976.25	\$0.00	\$0.00	\$26,388.00	<b>\$131,364.25</b>

Task: **Training**

Police Traffic Services PT - 07

<i>Planned Activity Name</i>	<i>Division</i>	<i>Organization Name</i>
2021-TMPA-G-1YG-0005	TRF-TS	Texas Municipal Police Association

Primary Countermeasure Strategy ID : Police Traffic Services Training

Title / Desc. **Texas Law Enforcement Liaison Training and STEP Support**

*Provide full support to TxDOT Traffic Safety Specialists on STEP grants and traffic safety events. Instruct courses on a variety of traffic safety topics and provide STEP grant assistance.*

**Objectives**

- Teach 120 two-hour classes to law enforcement officers or civilians by 9/30/2021
- Attend 10 Traffic Safety Specialist events or partner organization events by 9/30/2021
- Produce 120 traffic safety news articles for social media websites by 9/30/2021
- Conduct 4 meetings with LEL staff and/or TxDOT PTS Program Manager by 9/30/2021
- Support 1000 funded and non-funded law enforcement agencies by 9/30/2021
- Teach 95 four-hour classes to law enforcement officers by 9/30/2021
- Assist 4 classes to certify technicians (National Child Passenger Safety Certification) course by 9/30/2021
- Assist 10 child passenger safety checkup events/inspection stations by 9/30/2021

**Budget:**

<i># Projects</i>	<i>Fund</i>	<i>Source</i>	<i>Federal Funding</i>	<i>State Funding</i>	<i>Program Income</i>	<i>Local Match</i>	<i>Project Total</i>
1	402	PT	\$949,999.81	\$0.00	\$0.00	\$237,540.00	<b>\$1,187,539.81</b>

## Police Traffic Services

FY 2021  
Budget Module: PT - 07

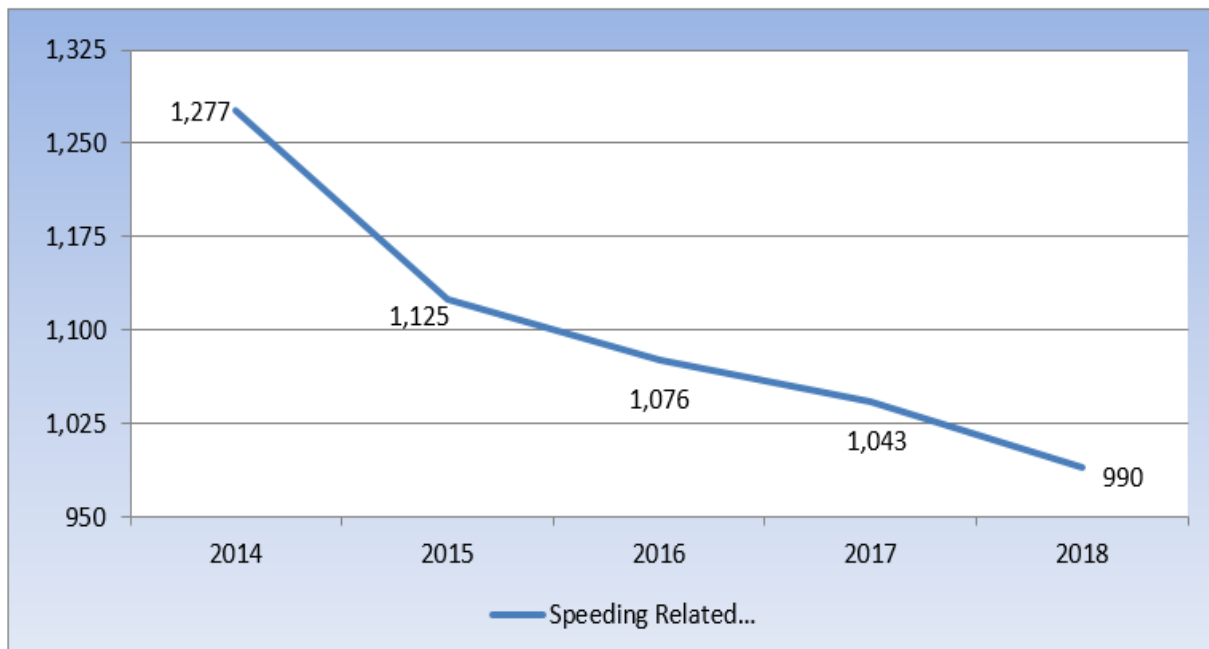
Program Area	# Proj	Total	FEDERAL					STATE			Fed. 402 to Local
			402	405B	405C	405D	405F / 405H	STATE	INCOME	LOCAL	
Program Management	0										
Enforcement	165	\$14,041,442.82	\$10,682,021.64							\$3,359,421.18	\$10,182,423.38
Evaluation	0										
Public Information & Education	0										
Training	2	\$1,318,904.06	\$1,054,976.06							\$263,928.00	
<b>TOTALS:</b>	<b>167</b>	<b>\$15,360,346.88</b>	<b>\$11,736,997.70</b>							<b>\$3,623,349.18</b>	<b>\$10,182,423.38</b>

## Program Area: Speed Management

## Description of Highway Safety Problems

**Speed Control (SC)**

**Problem ID** - Speeding continues to be an aggravating factor in fatality crashes within the State of Texas. Speeding-related fatalities accounted for 26 percent of all fatalities across the nation in 2018. In speeding-related fatalities by state, Texas consistently ranked first in the past decade until in 2017, California surpassed us with 1,070 people killed in crashes involving speeding. Texas speeding related fatalities total 27 percent, which is higher than the national average of 26 percent for 2018[1].

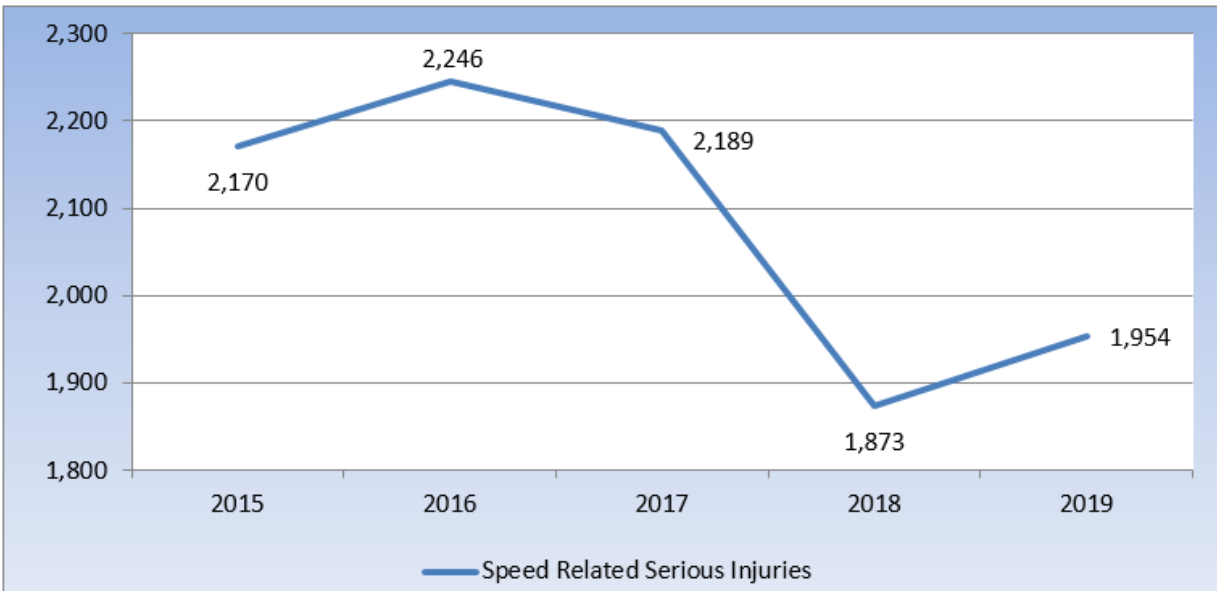
**State of Texas: Speeding Related Fatalities (C-6)**

Source: Fatality Analysis Reporting System (FARS June 4th, 2020)

[1] NHTSA RiskyDriving 2018 <https://www.nhtsa.gov/risky-driving/speeding>

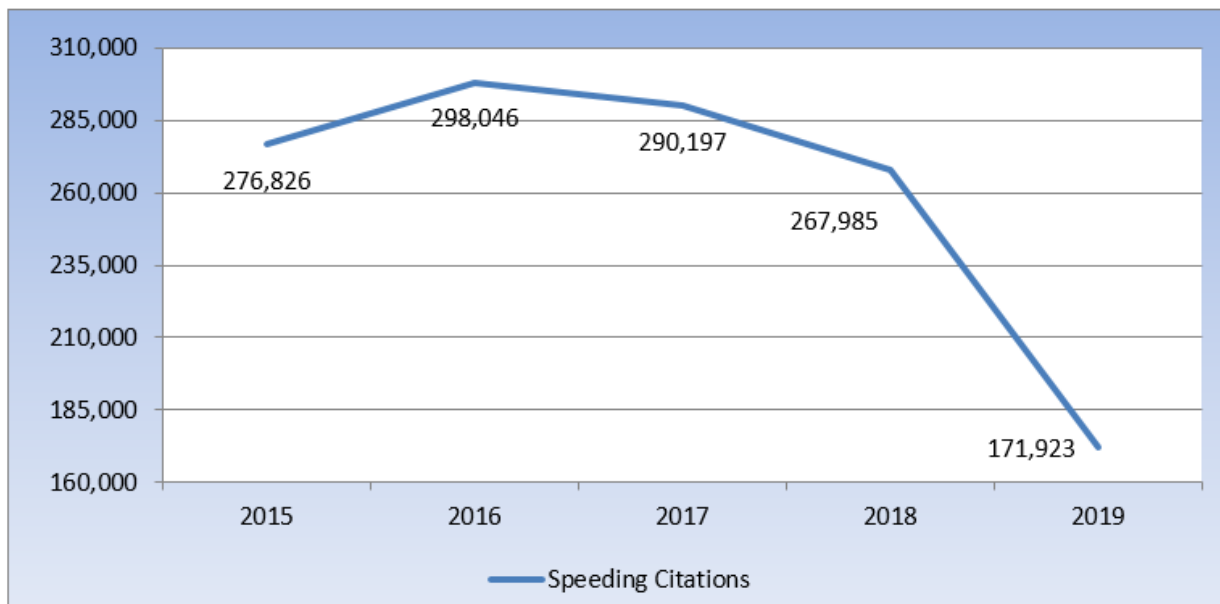


## State of Texas: Speeding Related Serious Injuries



Source: CRIS. Information contained in this report represents reportable data collected from Texas Peace Officers Crash Reports (CR-3) received and processed by the Department of Transportation as of April 15, 2020

## State of Texas: Speeding Citations issued/Funded Enforcement (A-3)



Source: Department of Transportation TRF-BTS eGrants, June 12th, 2020

The proportion of involvement in speeding-related crashes to all fatal crashes decreased with increasing driver age, and female drivers were speeding less frequently than male drivers across all age groups. Young male drivers were the most likely to be speeding at the time of a fatal crash. In 2017, nearly a third (31 percent) of male drivers in the 15- to 20-year-old (31 percent) and 21- to 24-year-old age groups involved in fatal crashes were speeding at the time of the crash, compared to 18 and 15 percent, respectively, for the female drivers in the same age groups.[1]

In addition to speed, road conditions and environment were other potential contributing factors for speed-related fatal crashes. When combined with unusual road conditions (e.g., wet or snow/icy roadway surfaces) and poor illumination (e.g., nights), speeding was more likely to result in fatal crashes.

**SC Performance Measures and Target Setting** - TxDOT plans to implement a speed control program, to include elements in high-visibility enforcement, training, regional task forces, and media. In addition to traditional enforcement and other associated impaired driving programs, TxDOT will work in conjunction with these stakeholders to reduce the incidence of speed-related fatalities and associated traffic crashes and improve the speed-related crash situation in Texas. This plan contains elements in compliance with the NHTSA Uniform Guidelines for Highway Safety Programs No. 19 – Speed Management, and Countermeasures That Work as outlined in the strategies and enforcement sections.

Trend projections using FARS data indicate that for 2021, the State of Texas can expect to report 1,104 speeding related fatalities. By 2022, Texas can expect to report 1,092 speeding related fatalities. The calculations for these projections and targets\* are as follows:

	2014	2015	2016	2017	2018
<b>Speeding-Related Fatalities (C-6)</b>	1,277	1,125	1,076	1,043	990
	2019	2020	2021	2022	
<b>Speeding-Related Fatalities (C-6)</b>					
<b>M</b>	-11.8	-11.8	-11.8	-11.8	
<b>X</b>	9.00	10.00	11.00	12.00	
<b>B</b>	1,233.6	1,233.6	1,233.6	1,233.6	
<b>Projection</b>	1,217	1,116	1,104	1,092	
<b>Target</b>	1,127	1,103	1,086	1,070	

\*The M, X, and B values are based on the single year projections in the 2017-2022 SHSP.

[1] NHTSA 2017 Traffic Safety Facts. <https://crashstats.nhtsa.dot.gov/Api/Public/ViewPublication/812687>. May 2019.

Trend projections using CRIS data indicate that for 2021, the State of Texas can expect to report 2,151 serious injuries. By 2022, Texas can expect to report 2,137 serious injuries. The calculations for these projections and targets\* are as follows:

	2015	2016	2017	2018	2019
<b>Speeding Related Serious Injuries</b>	2,170	2,246	2,189	1,873	1,954
	2020	2021	2022		
<b>Speeding Related Serious Injuries</b>					
<b>M</b>	-14.2	-14.2	-14.2		
<b>X</b>	9.00	10.00	11.00		
<b>B</b>	2,293.2	2,293.2	2,293.2		
<b>Projection</b>	2,338	2,151	2,137		
<b>Target</b>	2,165	2,117	2,094		

\*The M, X, and B values are based on the single year projections in the 2017-2022 SHSP.

**SC Impacts of Proposed Strategies** - Strategies proposed for the Speed Control Program impact all areas of the State. All proposed strategies are evidence-based and have been shown to be effective measures for positively impacting the issue of speeding-related fatalities, injuries, and crashes.

Media, education and outreach, and prevention-focused projects are conducted at local and statewide levels to reach the overall driving public, but with emphasis on the identified high-risk population groups and high-risk areas/ communities in the State. These efforts are designed to achieve the most effective impact on reducing overall fatalities and injuries.

Funding and activity levels for the proposed strategies have remained relatively steady over the past few years. Funding for enforcement is planned for FY 2021 to assist Texas with fatalities and injuries.

Texas will continue to fund and support law enforcement to increase the number of speeding-related citations during grant funded activities. Texas will continue the trend of increases in arrests and citations.

Texas will continue to focus on overall fatalities which continue to be a statewide problem. TxDOT Speed Control Program activities will continue to assist the State in achieving its targets. The State is confident that proposed levels of funding and activities will allow for continued achievement of the performance targets.

**SC Performance Targets:**

**Target: Speeding-Related Fatalities (C-6)**

2021 Target: To decrease the expected rise of speeding fatalities from 990 speeding fatalities in 2018 to no more than 1,086 speeding fatalities in 2021

2022 Target: To decrease speeding fatalities from the projected 1,104 speeding fatalities in 2021 to no more than 1,092 speeding related fatalities in 2022

**Target: Speeding Related Serious Injuries**

2021 Target: To decrease the expected rise of speeding injuries from 1,954 speeding related serious injuries in 2019 to 2,117 speeding related serious injuries in 2021

2022 Target: To decrease the number of speeding injuries from the projected 2,151 speeding related serious injuries in 2021 to 2,094 speeding related serious injuries in 2022

**Target: Speeding Citations Issued During Grant Funded Enforcement Activities**

2021 Target: NHTSA activity measure - no objective set

2022 Target: NHTSA activity measure - no objective set

Program Area: Traffic Records

Description of Highway Safety Problems

**Traffic Records (TR)**

**Problem ID -** The Crash Record Information System is a web-based, online system designed to capture, process and analyze crash data for the State of Texas. Crash Reporting and Analysis for Safer Highways (CRASH) is one of the many components of the Crash Records Information System (CRIS), deployed October 2011, and enables law enforcement officers to submit crash reports directly into this State system.

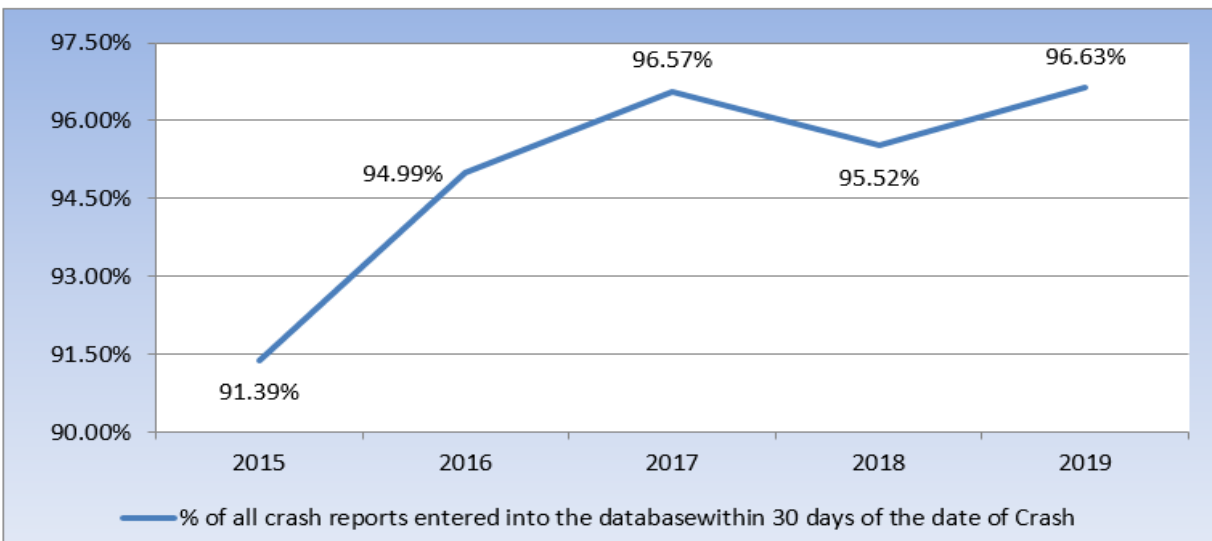
CRIS also provides 24/7/365 Help Desk assistance to law enforcement officers and the general public CRIS/CRASH-related questions.

In addition to CRASH, law enforcement agencies can connect to CRIS through third-party vendors, called submission services, to submit records electronically. As of April 2019, 97.6 percent of crash reports are being submitted electronically, leaving 2.4% percent in paper records. CRIS also has Crash Report Online Purchase System (CROPS) which allows eligible individuals to purchase crash reports directly from CRIS.

The State's most recent assessment of the highway safety data and traffic records system was completed in May of 2018, which updated Texas' highway safety data and traffic records system to address each recommendation from an assessment conducted in March of 2013.

The Texas Traffic Records Coordination Committee, an interagency committee composed of voting members from the Texas Department of Public Safety (TxDPS), Texas Department of Transportation (TxDOT), Texas Department of State Health Services (DSHS), Texas Department of Motor Vehicles (TxDMV) and the Office of Court Administration (TxOCA) is tasked with providing executive direction on all matters related to the Texas Traffic Safety Information Systems (TSIS), and the Traffic Safety Information Systems Improvement Program. The recently updated Texas Traffic Safety Information System Strategic Plan is attached to this HSP as Attachment 2-TR.

The percentage of all crash reports entered into the database (available for reporting) within 30 days after the crash has increased from 92.59 percent in 2014, to 96.63 percent in 2019.

**State of Texas: % Crash Reports entered into Database within 30 days of Crash**

*Source: CRIS. Information contained in this report represents reportable data collected from Texas Peace Officers Crash Reports (CR-3) received and processed by the Department of Transportation as of April 15, 2020*

In addition to projects that increase timeliness of crash reporting, the State of Texas also strives to increase accessibility of the crash data for system end-users. This increased accessibility provides a faster and more accurate data set to these end-users such as the TRF-BTS and Data-Driven Approaches to Crime and Traffic Safety (DDACTS) users at local police agencies. DDACTS has the additional benefit of improving accessibility to the crash data in several areas.

For DDACTS to be successful, officers and agencies use the electronic crash data for analysis. Many agencies will be submitting crash reports in a more timely fashion, paying more attention to the accuracy of that data, and accessing it more and more as the concepts of DDACTS show results in those areas. Agencies that are not currently submitting crash records electronically will be required to do so once they enter the DDACTS program, and this will improve accessibility for all the users of the data. As a result, the state of Texas strives to decrease the time between the reported crash and the accessibility of the crash report in the data warehouse for use by these end users of the system.

System upgrades and project planning require inventory resources. Integration of all data sources, system custodians, data elements and attributes, and linkage variables ultimately create the seamless linkages useful for improving data accessibility. This bridge-building rests on six core traffic records data systems: Crash, Vehicle, Driver, Roadway, Citation/Adjudication, and EMS/Injury Surveillance. They use six performance attributes: Timeliness, Accuracy, Completeness, Uniformity, Integration, and Accessibility.

The State of Texas also has long-term plans to fully integrate the individual crash records systems, databases, and data across the program into a linked system. Integration of the crash records, trauma registry, citation data base, DUI tracking system, and other systems is the ultimate goal for TxDOT, including encouraging highway safety partners to pursue traffic records system linkages to help reduce traffic crashes and social harm and increasing the sharing of linked information to support a data-driven approach to traffic safety.

The first step in determining what data elements are best suited for linkage is to develop a traffic records inventory. Documenting these elements and their database structure allow easier and cleaner integration when systems are built and upgraded.

Linked data can be a rich resource for developing and measuring progress of a State's Highway Safety Plan, as well as for research used by safety agencies and stakeholders. Currently, the State of Texas is only linking a small percentage of the data from these systems as these projects move forward toward completion, however a recent study commissioned by the TRCC to study other states' TRCCs and data-linkages and recent completion of the State Traffic Records Assessment Program (STRAP) have shed new light on opportunities for overall TSIS improvement. A medium - and long-term plan to be developed by the TRCC in the coming FY will lay out a blueprint for how Texas plans to proceed with further linking activities in the coming years.

**TR Performance Measures and Target Setting** - TxDOT plans to implement a more resilient traffic records program, to include elements in data compilation, data mining, data storage, and increases in the timeliness and accuracy of traffic records. In addition to traditional data and other associated records programs, TxDOT will continue to actively participate in and provide administrative support to the Texas Traffic Records Coordinating Committee. TxDOT will work in conjunction with Texas Traffic Records Coordinating Committee in executing the statewide strategic plan to increase the accuracy and timeliness of traffic records as well as improve the analyzation of that data to improve the capabilities of our systems in Texas. This plan contains elements in compliance with the NHTSA *Uniform Guidelines for Highway Safety Programs No. 10 – Traffic Records*, and *Countermeasures That Work* as outlined in the strategies section.

Current trend projections using CRIS data indicate an increase in the percentage of all crash reports entered into the database within 30 days after the crash. Using target setting methodologies adopted in other program areas would result in an increase that would surpass 100 percent in the first year. As such, targets have been set based on a constant 1/2 percent over-the-year increase.

Current trend projections using CRIS data indicate that for 2021, the State of Texas can expect to report the percentage of all crash reports entered into the database within 30 days after the crash to increase to 97.49 percent. By 2022, Texas can expect the percentage of all crash reports entered into the database within 30 days after the crash to increase to 97.99 percent. The calculations for these projections and targets are as follows:

	2015	2016	2017	2018	2019
<b>Percentage of all crash reports entered into the database within 30 days after the crash</b>	91.39%	94.99%	96.57%	95.52%	96.63%

	2020	2021	2022
<b>Percentage of all crash reports entered into the database within 30 days after the crash</b>			
<b>Projection</b>	96.99%	97.49%	97.99%
<b>Target</b>	96.99%	97.49%	97.99%

**TR Impacts of Proposed Strategies** - Strategies proposed for the Traffic Records Program impact all areas of the State. All proposed strategies are evidence-based and have been shown to be effective measures for positively impacting the ability to receive, compile, analyze and review data related to the issue of fatalities, injuries, and crashes.

Funding and activity levels for the proposed strategies have remained relatively steady over the past few years. Funding for projects that increase the timeliness and accuracy of the data are planned for FY 2021 to assist Texas with data analyzation to more effectively reduce fatalities and injuries.

Texas will continue to focus on data analysis of the overall fatalities and injuries which continue to be a problem in Texas. TxDOT Traffic Records Program activities will continue to assist the State in achieving its targets. The State is confident that proposed levels of funding and activities will allow for achievement of the performance targets.



**TR Performance Targets:**

**Target: Percentage of all crash reports entered into the database within 30 days after the crash**

2021 Target: To increase the percentage of all crash reports entered into the database within 30 days after the crash from 96.63 percent of all crash reports entered into the database within 30 days after the crash in 2019 to 97.49 percent of all crash reports entered into the database within 30 days after the crash in 2021

2022 Target: To increase the percentage of all crash reports entered into the database within 30 days after the crash from the projected 97.49 percent of all crash reports entered into the database within 30 days after the crash in 2021 to 97.99 percent of all crash reports entered into the database within 30 days after the crash in 2022

# Traffic Records

# TR - 09

## Goals

- To improve the timeliness, accuracy, completeness, uniformity, integration, and/or accessibility of traffic records in Texas.

## Strategies

- Develop, Implement, Maintain, and Provide one or more of the performance attributes of timeliness, accuracy, completeness, uniformity, integration, and/or accessibility as defined by the "Model Performance Measures for State Traffic Records Systems..
- Improve the intake, tracking, analysis and reporting of crash data.
- Improve the integration of traffic records between state agencies and local entities.

## Project Descriptions

Task: **Evaluation**

Traffic Records TR - 09

<i>Planned Activity Name</i>	<i>Division</i>	<i>Organization Name</i>
2021-TTI-G-1YG-0035	TRF-TS	Texas A&M Transportation Institute

*Primary Countermeasure Strategy ID :* Traffic Records Evaluation

*Title / Desc.* **Providing Technical Assistance to the Texas Traffic Records Coordinating Committee (TRCC)**

*Assist the Texas TRCC by identifying areas for improvement within their respective agencies based on the State Traffic Records Assessment Program (STRAP) & identifying best practices in other states.*

### Objectives

- Produce 1 Final Report by 9/30/2021
- Complete 1 feasibility study integrating traffic records data using the Texas Virtual Data Library by 9/30/2021
- Conduct 1 Data Quality Program for each TRCC Member Agency by 5/31/2021
- Coordinate 1 Intersection Database Subcommittee by 9/30/2021
- Assist 4 TRCC Meetings by 5/31/2021
- Conduct 1 Advisory Subcommittee by 9/30/2021
- Produce 1 Annual Update to the Texas Traffic Records Information System (TSIS) Strategic Plan by 5/31/2021

### Budget:

<i># Projects</i>	<i>Fund</i>	<i>Source</i>	<i>Federal Funding</i>	<i>State Funding</i>	<i>Program Income</i>	<i>Local Match</i>	<i>Project Total</i>
1	405C	M3DA	\$104,216.09	\$0.00	\$0.00	\$26,069.07	<b>\$130,285.16</b>

Task: **Evaluation**

Traffic Records TR - 09

Planned Activity Name 2021-TDPS-G-1YG-0107 Division TRF-TS Organization Name Texas Department of Public Safety

Primary Countermeasure Strategy ID : Traffic Records Evaluation

Title / Desc. **State Traffic Records System Improvement and Expansion of Crash Data Analysis**

HSOC will continue to identify causative trends through statistical findings related to traffic crashes and enforcement, by providing employee salaries, training and technology for data analysis.

Objectives

- Provide 1 update to the Traffic Safety Information Systems Strategic Plan by 4/30/2021
- Attend 1 in-state traffic safety related forum / conference by 9/30/2021
- Attend 2 nationally recognized traffic safety data related forum / conference by 9/30/2021
- Provide 2200 analytical deliverables to external legitimate data users (Accessibility) by 9/30/2021
- Provide 167 analytical deliverables to DPS internal legitimate data users (Accessibility) by 9/30/2021
- Develop 1 survey to provide to HSOC's legitimate data users (Accessibility) by 3/1/2021
- Produce 2 monthly reports to improve the completeness of the SPURS database (Completeness) by 9/30/2021
- Maintain 98% citation data with no inaccurate critical data elements (Accuracy) by 9/30/2021

Budget:

# Projects	Fund	Source	Federal Funding	State Funding	Program Income	Local Match	Project Total
1	405C	M3DA	\$1,000,391.37	\$0.00	\$0.00	\$333,463.78	<b>\$1,333,855.15</b>

Planned Activity Name 2021-TDSHS-IS-G-1YG-0113 Division TRF-TS Organization Name Texas Department of State Health Services - ISG

Primary Countermeasure Strategy ID : Traffic Records Evaluation

Title / Desc. **Emergency Medical Services and Trauma Registry Data Transition**

DSHS will implement enhancements to improve data access, develop system and program plans for standard changes and expand analysis on health outcomes for motor vehicle crashes.

Objectives

- Provide 1 training for data managers, to improve data management by 9/30/2021
- Produce 2 data standard transition specification reports by 8/31/2021
- Produce 3 reports on three additional health datasets by 9/30/2021
- Produce 4 presentations on Registries data linked with motor vehicle crash data by 9/30/2021
- Implement 2 National data initiatives by 8/31/2021
- Develop 1 Linked Data Reporting Tool by 8/31/2021
- Develop 1 database access solution by 8/31/2021

Budget:

# Projects	Fund	Source	Federal Funding	State Funding	Program Income	Local Match	Project Total
1	405C	M3DA	\$957,960.05	\$0.00	\$0.00	\$245,114.80	<b>\$1,203,074.85</b>

Task: **Evaluation**

Traffic Records TR - 09

<i>Planned Activity Name</i>	<i>Division</i>	<i>Organization Name</i>
2021-TMPA-G-1YG-0016	TRF-TS	Texas Municipal Police Association

Primary Countermeasure Strategy ID : Traffic Records Evaluation

Title / Desc. **Law Enforcement Advanced DWI Reporting System (LEADRS)**

*Law Enforcement Advanced DWI Reporting System to including creating a analytical data module for analyzing data from DWI arrest through court adjudication.*

**Objectives**

- Distribute 100 Training & Officer-used materials to law enforcement officers by 9/30/2021
- Conduct 12 meetings with TxDOT Program Mangers or LEADRS staff by 9/30/2021
- Conduct 1 LEADRS user satisfaction evaluation to measure effectiveness of the program by 9/30/2021
- Conduct 125 LEADRS trainings or presentations to law enforcement, prosecutors, judges, and other stake holders by 9/30/2021
- Update 1 LEADRS based DRE reporting module by 9/30/2021
- Coordinate 3 LEADRS advisory panel meetings by 9/30/2021
- Provide 1 access module of last drink reports to the Texas Alcoholic Beverage Commission by 9/30/2021
- Collect 8500 DWI/DUI/Blood Search Warrant cases,BWI, or DRE Evals entered in LEADRS by 9/30/2021
- Attend 2 criminal justice conference, training and/or seminar as a vendor to market LEADRS by 9/30/2021

**Budget:**

# Projects	Fund	Source	Federal Funding	State Funding	Program Income	Local Match	Project Total
1	405C	M3DA	\$902,043.09	\$0.00	\$0.00	\$236,516.00	<b>\$1,138,559.09</b>

Task: **Program Management**

Traffic Records TR - 09

<i>Planned Activity Name</i>	<i>Division</i>	<i>Organization Name</i>
2021-CRIS-G-1YG-0209	TRF-TS	TxDOT - Traffic Safety

Primary Countermeasure Strategy ID : Traffic Records Program Management

Title / Desc. **Crash Records Information System Help Desk**

*Agency support provided by the TxDOT technical team has increased adoption through assistance the team provides with installing and configuring the agency identity provider (IDP) and the development.*

**Budget:**

# Projects	Fund	Source	Federal Funding	State Funding	Program Income	Local Match	Project Total
1	405C	M3DA	\$1,375,000.00	\$0.00	\$0.00	\$0.00	<b>\$1,375,000.00</b>

Task: **Program Management**

Traffic Records TR - 09

<i>Planned Activity Name</i>	<i>Division</i>	<i>Organization Name</i>
2021-CRIS-G-1YG-0210	TRF-TS	TxDOT - Traffic Safety

Primary Countermeasure Strategy ID : Traffic Records Program Management

Title / Desc. **Crash Records Information System Program Operations**

*Support and enhance the statewide data system CRIS (Crash Record Information System) which provides timely and effective data analysis to support allocation of highway safety resources*

## Budget:

# Projects	Fund	Source	Federal Funding	State Funding	Program Income	Local Match	Project Total
1	State	State	\$0.00	\$2,800,000.00	\$0.00	\$0.00	<b>\$2,800,000.00</b>

Task: **Training**

Traffic Records TR - 09

<i>Planned Activity Name</i>	<i>Division</i>	<i>Organization Name</i>
2021-IADLEST-G-1YG-0151	TRF-TS	International Association of Directors of Law Enforcement Standards and Training

Primary Countermeasure Strategy ID : Traffic Records Training

Title / Desc. **Using Data Driven Strategies and Agency and Analytical Training to Reduce Crashes and Social Harms**

*The project will increase the quality of data submitted by law enforcement agencies and its analytical capacity allowing a focused data driven strategy to reduce crashes and social harm to be utilized*

## Objectives

- Provide 2 On Site Follow Up Analytical and Training and Support Visits by 9/30/2021
- Conduct 2 Nationally Certified a 2-day Intermediate (Level II) analyst training workshop by 9/30/2021
- Conduct 2 Agency DDACTS Evaluations by 9/30/2021
- Attend 2 Strategic planning meetings/Law enforcement conferences by 9/30/2021
- Conduct 1 Nationally Certified 2-day Law Enforcement Executive Level analytical training workshop by 7/31/2021
- Conduct 2 Nationally Certified 3-day Data Analysis Using Microsoft Access analytical training workshops by 9/30/2021
- Conduct 2 Nationally Certified "hands-on 2-day Intermediate (level II) analytical training workshop by 9/30/2021
- Conduct 2 Nationally Certified a 2-day Basic (Level I) analyst training workshop by 9/30/2021
- Provide 75 hours of follow-up remote technical/analytical support to previously participating agencies by 9/30/2021
- Provide 11 individualized DDACTS agency training and technical support by 9/30/2021

## Budget:

# Projects	Fund	Source	Federal Funding	State Funding	Program Income	Local Match	Project Total
1	402	TR	\$394,972.58	\$0.00	\$0.00	\$98,763.00	<b>\$493,735.58</b>

Task: **Training**

Traffic Records TR - 09

<i>Planned Activity Name</i>	<i>Division</i>	<i>Organization Name</i>
2021-TTI-G-1YG-0064	TRF-TS	Texas A&M Transportation Institute

Primary Countermeasure Strategy ID : Traffic Records Training

Title / Desc. **Improving Crash Records through Identifying Barriers and Training Law Enforcement Officers**

*The project aims to improve the accuracy and completeness of crash data through identifying barriers and developing training materials for law enforcement officers.*

**Objectives**

- Produce 1 final report by 9/25/2021
- Distribute 1 set of training materials to identified law enforcement officers and agencies by 9/20/2021
- Distribute 1 set of training materials to Traffic Safety Specialists and the CRIS Helpdesk by 9/20/2021
- Produce 1 roll call video by 9/15/2021
- Develop 2 visor cards on crash reporting by 7/30/2021
- Complete 1 state of practice review on educating officers on crash data by 4/30/2021
- Complete 3 focus groups of law enforcement officers by 6/1/2021
- Collect 1 crash analysis to identify missing or incomplete variables by 12/15/2020

**Budget:**

<i># Projects</i>	<i>Fund</i>	<i>Source</i>	<i>Federal Funding</i>	<i>State Funding</i>	<i>Program Income</i>	<i>Local Match</i>	<i>Project Total</i>
1	405C	M3DA	\$108,223.81	\$0.00	\$0.00	\$27,068.38	<b>\$135,292.19</b>

## Traffic Records

FY 2021  
Budget Module: TR - 09

Program Area	# Proj	Total	FEDERAL					STATE			Fed. 402 to Local
			402	405B	405C	405D	405F / 405H	STATE	INCOME	LOCAL	
Program Management	2	\$4,175,000.00			\$1,375,000.00			\$2,800,000.00			
Enforcement	0										
Evaluation	4	\$3,805,774.25			\$2,964,610.60					\$841,163.65	
Public Information & Education	0										
Training	2	\$629,027.77	\$394,972.58		\$108,223.81					\$125,831.38	
<b>TOTALS:</b>	<b>8</b>	<b>\$8,609,802.02</b>	<b>\$394,972.58</b>		<b>\$4,447,834.41</b>			<b>\$2,800,000.00</b>		<b>\$966,995.03</b>	

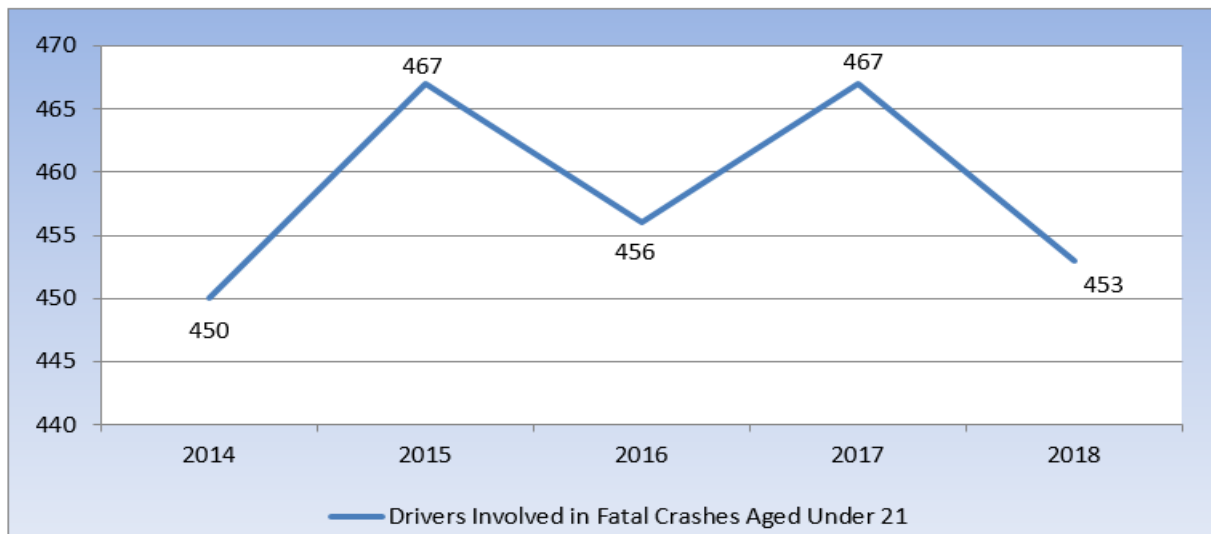
## Program Area: Driver Education and Behavior

## Description of Highway Safety Problems

**Driver Education and Behavior (DE)**

**Problem ID** - Motor vehicle crashes are a leading cause of death for 15 to 20-year-olds nationwide. In 2017, drivers 15 to 20 years old accounted for 8 percent of all drivers in fatal crashes, but only represented 5.4 percent of licensed drivers in the United States[1]. Teen drivers have crash rates nearly 4 times those of drivers 20 and older per mile driven. Immaturity leads to speeding and other risky habits, and inexperience means teen drivers often don't recognize or know how to respond to hazards. The fatal crash rate per mile driven for 16-17-year-olds is nearly 3 times the rate for drivers ages 20 and older. Risk is highest at age 16.[2]

FARS data for 2018 indicates that the number of drivers under 21 involved in fatal crashes decreased from 467 in 2017 to 453. Younger drivers are overrepresented in fatality and serious injury data at the state and national level. In Texas, the 16-to-20-Year-Old DUI Driver Fatal and Serious Injury Crash Rate (100K Population) has been on the decline beginning in 2014 with a rate of 16.07 to a rate of 11.11 in 2019.

**State of Texas: # of Drivers Involved in Fatal Crashes - Under 21 (C-9)**

Source: Fatality Analysis Reporting System (FARS June 4th, 2020)

[1] NHTSA Traffic Safety Facts 2017 Data: Young Drivers.  
<https://crashstats.nhtsa.dot.gov/Api/Public/ViewPublication/812753>

[2] Teenagers. Insurance Institute for Highway Safety. <https://www.iihs.org/topics/teenagers#overview>



**DE Performance Measures and Target Setting** - TxDOT plans to implement a more robust driver education and behavior program, to include elements of distracted driving, driver education and training, regional task forces, outreach and awareness, and media. TxDOT will work in conjunction with stakeholders, regional task forces, and coalitions to reduce the incidence of distracted drivers and young driver fatalities and associated traffic crashes to improve the young driver situation in Texas. This plan contains elements in compliance with the NHTSA Uniform Guidelines for Highway Safety Programs No. 4 - Driver Education, and Countermeasures That Work as outlined in the strategies section.

Trend projections using FARS data indicate that for 2021, the State of Texas can expect to report 499 Drivers Involved in Fatal Crashes Aged Under 21. By 2022, Texas can expect to report 506 Drivers Involved in Fatal Crashes Aged Under 21. The calculations for these projections and targets\* are as follows:

	2014	2015	2016	2017	2018
<b>Drivers Involved in Fatal Crashes Aged Under 21 (C-9)</b>	450	467	456	467	453

	2019	2020	2021	2022
<b>Drivers Involved in Fatal Crashes Aged Under 21 (C-9)</b>				
<b>M</b>	6.9	6.9	6.9	6.9
<b>X</b>	9.00	10.00	11.00	12.00
<b>B</b>	423.5	423.5	423.5	423.5
<b>Projection</b>	486	493	499	506
<b>Target</b>	482	487	491	496

\*The M, X, and B values are based on the single year projections in the 2017-2022 SHSP.

**DE Impacts of Proposed Strategies** - Strategies proposed for the Driver Education and Behavior Program impact all areas of the State. All proposed strategies are evidence-based and have been shown to be effective measures for positively impacting the issue of young driver and distracted-related fatalities, injuries, and crashes.

Media, education and outreach, and prevention-focused projects are conducted at local and statewide levels to reach the overall driving public, but with emphasis on the identified high-risk population groups and high-risk areas/ communities in the State. These efforts are designed to achieve the most effective impact on reducing overall fatalities and injuries.

Funding and activity levels for the proposed strategies have remained relatively steady over the past few years. Funding for media, training, education, and outreach is planned for FY 2021 to assist Texas with young driver and distracted driving-related fatalities and injuries.

Texas will continue to focus on young driver, distracted driving-related, and other driver behavior-related fatalities which continue to be a statewide problem. TxDOT Driver Education and Behavior Program activities will continue to assist the State in achieving its targets. The State is confident that proposed levels of funding and activities will allow for continued achievement of the performance targets.

**DE Performance Measures and Targets:**

**Target: Drivers Involved in Fatal Crashes Aged Under 21 (C-9)**

2021 Target: To decrease the expected rise of fatal crashes involving a driver aged under 21 from 453 in 2018 to 491 in 2021

2022 Target: To decrease fatal crashes involving drivers aged under 21 from projected 499 in 2021 to 496 in 2022

# Driver Education and Behavior

DE - 10

## Goals

- To increase public knowledge, perception and understanding of driver education and traffic safety for all road users
- To reduce the number of crashes and injuries related to distracted driving.

## Strategies

- Conduct and assist local, state and national traffic safety campaigns.
- Conduct public information and education campaigns related to distracted driving.
- Develop and implement public information and education efforts on traffic safety issues.
- Implement and evaluate countermeasures to reduce the incidence of distracted driving.
- Improve the recording of distracted driving as a contributing factor on crash reports.
- Provide assistance to update the drivers' education curriculum and administrative standards.

## Project Descriptions

Task: **Evaluation**

Driver Education and Behavior DE - 10

<i>Planned Activity Name</i> 2021-TTI-G-1YG-0071	<i>Division</i> TRF-TS	<i>Organization Name</i> Texas A&M Transportation Institute
-----------------------------------------------------	---------------------------	----------------------------------------------------------------

*Primary Countermeasure Strategy ID :* Driver Education and Behavior Evaluation

*Title / Desc.* **Mobile Communication Device Use in 18 Texas Cities**

*A survey in urban areas throughout Texas to measure driver cell phone use.*

### Objectives

- Conduct 18 city surveys of driver wireless communication device use in Texas by 9/30/2021

### Budget:

# Projects	Fund	Source	Federal Funding	State Funding	Program Income	Local Match	Project Total
1	402	DE	\$30,423.75	\$0.00	\$0.00	\$7,612.13	<b>\$38,035.88</b>

<i>Planned Activity Name</i> 2021-TTI-G-1YG-0074	<i>Division</i> TRF-TS	<i>Organization Name</i> Texas A&M Transportation Institute
-----------------------------------------------------	---------------------------	----------------------------------------------------------------

*Primary Countermeasure Strategy ID :* Driver Education and Behavior Evaluation

*Title / Desc.* **Texans' Attitudes and Awareness of Traffic Safety Programs**

*Conduct a survey to assess attitude and awareness of traffic safety programs throughout Texas, and to measure self-reported safety related behaviors. Annual survey continuation.*

### Objectives

- Conduct 1 Online survey of Texas drivers by 9/30/2021

### Budget:

# Projects	Fund	Source	Federal Funding	State Funding	Program Income	Local Match	Project Total
1	402	DE	\$61,855.00	\$0.00	\$0.00	\$15,472.28	<b>\$77,327.28</b>

**Task: Evaluation**

Driver Education and Behavior DE - 10

Planned Activity Name 2021-TTI-G-1YG-0075 Division TRF-TS Organization Name Texas A&M Transportation Institute

Primary Countermeasure Strategy ID : Driver Education and Behavior Evaluation

Title / Desc. **Statewide Mobile Communication Device Use Survey**

Estimate statewide mobile communication device use (cell phone and texting) by Texas drivers by conducting an observational survey.

**Objectives**

- Conduct 1 statewide survey of mobile communication device use in Texas by 9/30/2021

**Budget:**

# Projects	Fund	Source	Federal Funding	State Funding	Program Income	Local Match	Project Total
1	402	DE	\$79,950.00	\$0.00	\$0.00	\$19,999.14	<b>\$99,949.14</b>

**Task: Program Management**

Driver Education and Behavior DE - 10

Planned Activity Name 2021-BeeHive-G-1YG-0211 Division TRF-TS Organization Name Beehive Specialty

Primary Countermeasure Strategy ID : Driver Education and Behavior Program Management

Title / Desc. **TxDOT Traffic Safety Program PI&E inventory for statewide distribution**

Beehive Specialty will store and manage TxDOT Traffic Safety Program PI&E inventory for statewide distribution.

**Budget:**

# Projects	Fund	Source	Federal Funding	State Funding	Program Income	Local Match	Project Total
1	402	DE	\$150,000.00	\$0.00	\$0.00	\$0.00	<b>\$150,000.00</b>

**Task: Public Information Campaigns**

Driver Education and Behavior DE - 10

Planned Activity Name 2021-ESCVI-G-1YG-0014 Division TRF-TS Organization Name Education Service Center, Region VI

Primary Countermeasure Strategy ID : Driver Education and Behavior Public Information Campaigns

Title / Desc. **Driver Education Foundation for Teens (DEFT)**

This program is designed to provide teens enrolled in a public high school or charter school, as identified by TEA, with a strong foundation in Driver Education through online Classroom Instruction.

**Objectives**

- Educate 300 participants online in the DEFT Program by 9/30/2021
- Analyze 225 participant evaluations to determine the overall effectiveness of the DEFT Program by 9/30/2021
- Conduct 9 online Driver Education Courses by 9/30/2021

**Budget:**

# Projects	Fund	Source	Federal Funding	State Funding	Program Income	Local Match	Project Total
1	402	DE	\$63,068.84	\$0.00	\$0.00	\$21,030.20	<b>\$84,099.04</b>

Task: **Public Information Campaigns**

Driver Education and Behavior DE - 10

<i>Planned Activity Name</i>	<i>District</i>	<i>Organization Name</i>
2021-MHH-G-1YG-0015	HOU	Memorial Hermann Hospital

*Primary Countermeasure Strategy ID :* Driver Education and Behavior Public Information Campaigns

*Title / Desc.* **Live Your DREAMS (Distraction REduction Among Motivated Students)**

*DREAMS program aims to reduce impaired and distracted driving among teens in the Houston District utilizing a multi-tiered approach of community, classroom and hospital-based education and training.*

*Objectives*

- Utilize 86 Volunteers by 9/30/2021
- Conduct 5 Outreach Education Sessions by 3/31/2021
- Maintain 1 Live Your DREAMS Website by 9/30/2021
- Produce 1 Live Your DREAMS Toolkit by 5/31/2021
- Implement 6 Hospital - Based Prevention Programs by 8/31/2021
- Evaluate 1 DREAMS program by 9/30/2021
- Attend 12 Coalition or Task Force Meetings by 8/31/2021
- Implement 10 Awareness Events by 8/31/2021

*Budget:*

<i># Projects</i>	<i>Fund</i>	<i>Source</i>	<i>Federal Funding</i>	<i>State Funding</i>	<i>Program Income</i>	<i>Local Match</i>	<i>Project Total</i>
1	402	DE	\$73,496.90	\$0.00	\$0.00	\$55,029.06	<b>\$128,525.96</b>

Task: **Public Information Campaigns**

Driver Education and Behavior DE - 10

<i>Planned Activity Name</i>	<i>Division</i>	<i>Organization Name</i>
2021-TTI-G-1YG-0037	TRF-TS	Texas A&M Transportation Institute

Primary Countermeasure Strategy ID : Driver Education and Behavior Public Information Campaigns

Title / Desc. **Statewide Peer-to-Peer Traffic Safety Program for Youth in Texas, Ages 11 to 25**

*Continuation of statewide peer to peer program to address all driving risks for students in junior high through college, including community assemblies to provide motivation for safe driving behavior.*

**Objectives**

- Administer 3 types of program evaluation and measurements (distractions, seat belts, driver behavior) by 9/30/2021
- Develop 3 safety messages focused on occupant protection and/or speeding for all three age groups by 9/30/2021
- Conduct 1 statewide teen safe driving summit by 8/31/2021
- Maintain 1 smartphone app to encourage safe driving by 9/30/2021
- Conduct 30 safe driving assemblies, delivered by Tyson Dever for communities in Texas by 9/30/2021
- Provide 220 resource kits to junior high, high school, and college campus student teams in Texas by 9/30/2021
- Utilize 2 peer influencers for distribution of safe driving messages on social media by 9/30/2021
- Administer 4 guided outreach activities to Youth Transportation Safety (YTS) Program schools by 9/30/2021
- Maintain 1 awards program for top YTS program schools in Texas by 8/31/2021
- Conduct 1 Driving the Message poster & video contest for YTS Program schools in Texas by 5/31/2021

**Budget:**

<i># Projects</i>	<i>Fund</i>	<i>Source</i>	<i>Federal Funding</i>	<i>State Funding</i>	<i>Program Income</i>	<i>Local Match</i>	<i>Project Total</i>
1	402	DE	\$774,999.99	\$0.00	\$0.00	\$258,514.92	<b>\$1,033,514.91</b>

Task: **Public Information Campaigns**

Driver Education and Behavior DE - 10

Planned Activity Name 2021-TTI-G-1YG-0047 Division TRF-TS Organization Name Texas A&M Transportation Institute

Primary Countermeasure Strategy ID : Driver Education and Behavior Public Information Campaigns

Title / Desc. **Traffic Safety Improvement of Senior Drivers in Texas**

*This project targets improving transportation safety for senior drivers aged 80 years or older through a safety assessment and educational outreach focus on urban areas.*

Objectives

- Conduct 5 Educational Sessions at the Urban Communities Experiencing High Volume of Crashes by 9/30/2021
- Develop 1 Brochure of Urban Traffic Safety Facts, Recommendations and Tips for Senior Drivers by 6/30/2021
- Conduct 1 Safety Assessment using the Dataset Prepared by 5/10/2021
- Provide 1 Summary of Literature Review on Safety of Senior Drivers by 1/30/2021
- Acquire 1 IRB approval by 12/1/2020

Budget:

# Projects	Fund	Source	Federal Funding	State Funding	Program Income	Local Match	Project Total
1	402	DE	\$105,000.00	\$0.00	\$0.00	\$26,270.55	<b>\$131,270.55</b>

Planned Activity Name 2021-TMCEC-G-1YG-0023 Division TRF-TS Organization Name Texas Municipal Courts Education Center

Primary Countermeasure Strategy ID : Driver Education and Behavior Public Information Campaigns

Title / Desc. **Driving on the Right Side of the Road (DRSR)**

*DRSR was created to teach responsible decision-making and obeying traffic laws and following safe practices on Texas roads. DRSR has created curriculum and children's books for this purpose.*

Objectives

- Update 4 units of the DRSR curriculum, children's literature, or other DRSR resource and materials by 9/30/2021
- Conduct 1 teacher traffic safety workshop by 8/31/2021
- Produce 6 pages on traffic safety content and DRSR resources for The Recorder by 9/30/2021
- Distribute 25 packets of DRSR materials to community groups (e.g., youth groups and safety organizations) by 9/30/2021
- Train 800 judges, court personnel, prosecutors and lawyers on traffic safety and/or DRSR resources by 9/30/2021
- Provide 24 exhibits for schools, courts, and community groups by 9/30/2021
- Train 1000 educators on the DRSR project and its available materials through workshops and webinars by 9/30/2021
- Develop 1 educational resource for teaching traffic safety in the classroom by 9/30/2021

Budget:

# Projects	Fund	Source	Federal Funding	State Funding	Program Income	Local Match	Project Total
1	402	DE	\$330,750.00	\$0.00	\$0.00	\$102,576.04	<b>\$433,326.04</b>

Task: **Public Information Campaigns**

Driver Education and Behavior DE - 10

Planned Activity Name 2021-PEERS-G-1YG-0156 Division TRF-TS Organization Name The Peers Foundation

Primary Countermeasure Strategy ID : Driver Education and Behavior Public Information Campaigns

Title / Desc. **Augmented Reality Distracted Driving Education Simulator (ARDDDES)**

*The project is an experiential training program designed to increase driving skills as well as awareness of the dangers of distracted driving in order to change risky behavior behind the wheel.*

## Objectives

- Complete 16 ARDDDES events in the parts of Texas with the highest distracted driving related crash accidents by 5/31/2021
- Analyze 100% of the data received from the 30 day and 60 day follow up survey by 6/30/2021

## Budget:

# Projects	Fund	Source	Federal Funding	State Funding	Program Income	Local Match	Project Total
1	402	DE	\$19,168.88	\$0.00	\$0.00	\$19,168.48	<b>\$38,337.36</b>

Planned Activity Name 2021-TxDOT-G-1YG-0204 Division TRF-TS Organization Name TxDOT - Traffic Safety

Primary Countermeasure Strategy ID : Driver Education and Behavior Public Information Campaigns

Title / Desc. **Distracted Driving Campaign**

*Media campaign to raise awareness of distracted driving with the goal to reduce the number of crashes and injuries related to distracted driving.*

## Budget:

# Projects	Fund	Source	Federal Funding	State Funding	Program Income	Local Match	Project Total
1	402	DE	\$1,200,000.00	\$0.00	\$0.00	\$1,200,000.00	<b>\$2,400,000.00</b>

Planned Activity Name TBD Division TRF-TS Organization Name TxDOT - Traffic Safety

Primary Countermeasure Strategy ID : Driver Education and Behavior Public Information Campaigns

Title / Desc. **Mature Driver Program**

*A traffic safety injury prevention program for adult drivers, focusing on ages 55+, and their family/caregivers. Overarching goal is to assist them in obtaining optimal safety & comfort while driving.*

## Budget:

# Projects	Fund	Source	Federal Funding	State Funding	Program Income	Local Match	Project Total
1	402	DE	\$288,750.00	\$0.00	\$0.00	\$72,187.50	<b>\$360,937.50</b>



Task: **Training**

Driver Education and Behavior DE - 10

Planned Activity Name 2021-ESCVI-G-1YG-0013 Division TRF-TS Organization Name Education Service Center, Region VI

Primary Countermeasure Strategy ID : Driver Education and Behavior Training

Title / Desc. **Texas Traffic SAFETY Education Staff Improvement Program. Safety Alliance For Educating Texas Youth**

Program will provide 9 Teen Driver Education staff development workshops to 300 instructors. Training will be presented by instructor trainers using a variety of current topics & marketed statewide.

## Objectives

- Develop 1 Training Manual for Driver Education Instructor Continuing Education and Train the Trainers by 1/31/2021
- Analyze 300 Pre and Post assessments to determine program effectiveness by 9/30/2021
- Conduct 9 Continuing Education Workshops for 300 Driver Education Instructors by 9/30/2021

## Budget:

# Projects	Fund	Source	Federal Funding	State Funding	Program Income	Local Match	Project Total
1	402	DE	\$93,694.64	\$0.00	\$0.00	\$31,860.00	<b>\$125,554.64</b>

Planned Activity Name 2021-NSC-G-1YG-0091 Division TRF-TS Organization Name National Safety Council

Primary Countermeasure Strategy ID : Driver Education and Behavior Training

Title / Desc. **Our Driving Concern: Employer Transportation Safety**

Continued & expanded traffic safety outreach to Texas employers encouraging the use of best practice programs that promote safe driving behaviors among employees & their families.

## Objectives

- Conduct 2 Texas Employer Traffic Safety: Our Driving Concern Advisory Meetings by 9/30/2021
- Manage 1 Texas Employer Traffic Safety Awards Program by 7/30/2021
- Distribute 50000 Tailgate Talks & Our Driving Concern Newsletters to TX employers, safety managers, & others by 9/30/2021
- Conduct 6 Professional Development Webcasts for Texas employers, Safety managers/Supervisors, and others by 9/30/2021
- Develop 12 ODC Toilet Tabloids traffic safety pages for Texas employers by 9/30/2021
- Participate in 20 exhibits with Traffic Safety outreach for Texas employers by 9/30/2021
- Support 500 employees with traffic safety resources by 9/30/2021
- Train 700 Employees on traffic safety through Training, webinars & other educational opportunities by 9/30/2021
- Maintain 12 Consecutive months of establishing and supporting traffic safety outreach with Texas employers by 9/30/2021
- Create 1 2021 calendar of safety events / weeks for Texas employers to use as a resource by 1/8/2021
- Update 1 Traffic Safety training & traffic safety materials for employers by 9/30/2021

## Budget:

# Projects	Fund	Source	Federal Funding	State Funding	Program Income	Local Match	Project Total
1	402	DE	\$399,999.99	\$0.00	\$0.00	\$109,090.63	<b>\$509,090.62</b>

## Driver Education and Behavior

**FY 2021**  
**Budget Module: DE - 10**

Program Area	# Proj	Total	FEDERAL					STATE			Fed. 402 to Local
			402	405B	405C	405D	405F / 405H	STATE	INCOME	LOCAL	
Program Management	1	\$150,000.00	\$150,000.00								
Enforcement	0										
Evaluation	3	\$215,312.30	\$172,228.75							\$43,083.55	
Public Information & Education	8	\$4,610,011.36	\$2,855,234.61							\$1,754,776.75	\$73,496.90
Training	2	\$634,645.26	\$493,694.63							\$140,950.63	
<b>TOTALS:</b>	<b>14</b>	<b>\$5,609,968.92</b>	<b>\$3,671,157.99</b>							<b>\$1,938,810.93</b>	<b>\$73,496.90</b>

## Program Area: Railroad Safety

### Description of Highway Safety Problems

#### **Railroad Safety (RH)**

**Problem ID -** Railroad deaths totaled 841 in 2018, an increase of more than 2 percent from the 2017 revised total of 821 and the highest since 2007. Nonfatal injuries totaled 8,136, an 8 percent decrease from the 2017 revised total. From 2017 to 2018, fatalities at highway-rail crossings decreased nearly 3 percent, while fatalities involving other types of incidents increased 5 percent.[1]

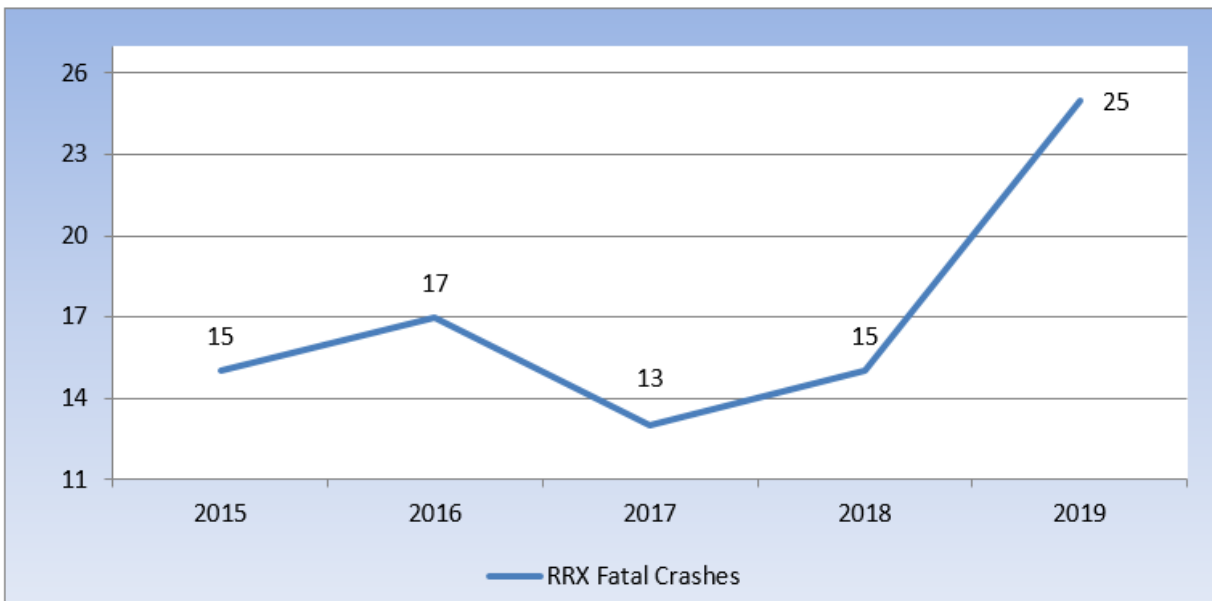
According to FRA statistics, 2,216 highway-rail grade crossing collisions occurred in 2019. Texas ranks first in the nation with 251 collisions, 31 deaths and 123 injuries of which 44 deaths and 56 injuries were pedestrian trespassers.[2]

Based on CRIS data, in 2019 railroads operating within the state of Texas reported 25 fatal crashes and 49 serious injury crashes excluding pedestrians and cyclists. In addition to freight, more Texas communities are acquiring Light Rail Transit (LRT) and Commuter trains or adding to existing routes. Train routes included Light Rail Transit (LRT) systems like the Dallas Area Rapid Transit (DART) in Dallas and Houston Metro Rail. Train routes would also include commuter rail systems like Capital Metro in Austin, Denton's A-Train, and the newest one to the list Tex Rail in Fort Worth. Due to the expansion of rail transportation systems, vehicular operators and pedestrians are sometimes not familiar with the train schedules and routes especially in congested downtown areas. Due to the high frequency of train movements occurring on LRT and Commuter train routes, this can increase the potential for vehicular crashes or a pedestrian facility/injury involving rail mounted equipment.

[1] NSC - Railroad Deaths and Injuries <https://injuryfacts.nsc.org/home-and-community/safety-topics/railroad-deaths-and-injuries/#:~:text=The%20ratio%20of%20railroad%2Drelated,the%202017%20total%20of%20844.>

[2] Operation LifeSaver – Collisions and Fatalities by State <https://oli.org/track-statistics/collisions-fatalities-state>

### State of Texas: Railroad Crossing Fatal Crashes



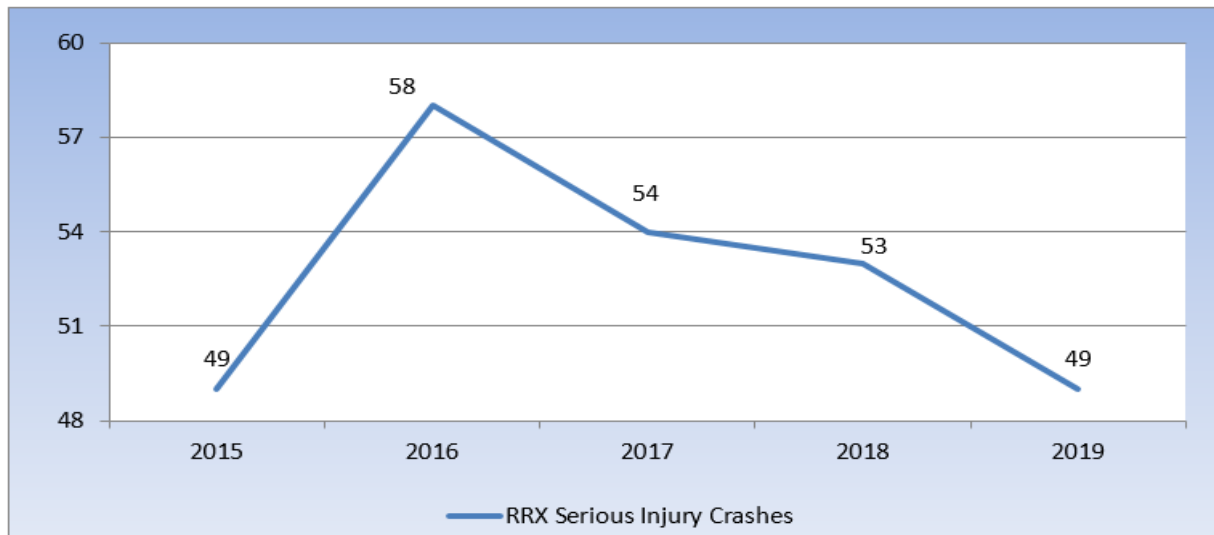
*Source: CRIS. Information contained in this report represents reportable data collected from Texas Peace Officers Crash Reports (CR-3) received and processed by the Department of Transportation as of April 15, 2020*

Per the American Association of Railroads (AAR), there are currently 10,539 miles of freight railroad track in Texas. Texas has the most public grade crossings of any other state at 9,728. The state of Texas ranks first for the number of railroad tracks and public railroad crossings. Texas has 15 percent more railroad crossings than the second highest state which is Illinois with 7,825 followed by California, Kansas and Ohio is fourth.[1] Operating railroads in Texas reported the second highest number of fatalities at public crossings. Railroads operating in California reported the most pedestrian fatalities, while Texas has 36 percent more railroad crossings than the state of California.

Due to a train's size and angle of approach to a crossing, it is impossible to judge the speed of an approaching train. An approaching train creates an optical illusion because of its size, making it appear as if it is traveling much more slowly than it really is.

Most vehicle drivers do not realize a railroad crossing is considered an intersection. Consequently, traffic laws regarding "no passing zones", and "not stopping on the track" are ignored. In fact, railroad warning signage is barely addressed in Driver Education classes in Texas.

[1] Railroad Crossing Facts. <http://www.angelsontrack.org/cts/ctsfacts.html>

**State of Texas: Railroad Crossing Serious Injury Crashes**

*Source: CRIS. Information contained in this report represents reportable data collected from Texas Peace Officers Crash Reports (CR-3) received and processed by the Department of Transportation as of April 15, 2020*

**RH Performance Measures and Target Setting** - TxDOT plans to implement a more robust railroad safety program, to include elements in grade crossing education and training, and public education and outreach. In addition to traditional training and education, TxDOT will work on executing programming to reduce the incidence of railroad grade crossing fatalities and the associated traffic crashes to improve the railroad grade crossing crash situation in Texas.

Trend projections using CRIS data indicate that for 2021, the State of Texas can expect to report 20 railroad grade crossing fatal crashes. By 2022, Texas can expect to report 15 railroad grade crossing fatal crash. The calculations for these projections and targets\* are as follows:

	2015	2016	2017	2018	2019
<b>Railroad Crossing Fatal Crashes</b>	15	17	13	15	25

	2020	2021	2022
<b>Railroad Crossing Fatal Crashes</b>			
<b>M</b>	-.27	-.27	-.27
<b>X</b>	9.00	10.00	11.00
<b>B</b>	30.3	30.3	30.3
<b>Projection</b>	25	20	15
<b>Target</b>	25	20	15

\*The M, X, and B values are based on the single year projections in the 2017-2022 SHSP.

Trend projections using CRIS data indicate that for 2021, the State of Texas can expect to report 84 railroad grade crossing serious injury crashes. By 2022, Texas can expect to report 88 railroad grade crossing serious injury crashes. The calculations for these projections and targets\* are as follows:

	2015	2016	2017	2018	2019
<b>Railroad Crossing Serious Injury Crashes</b>	49	58	54	53	49
	2020	2021	2022		
<b>M</b>	4.9	4.9	4.9		
<b>X</b>	9.00	10.00	11.00		
<b>B</b>	34.5	34.5	34.5		
<b>Projection</b>	79	84	88		
<b>Target</b>	78	82	87		

\*The M, X, and B values are based on the single year projections in the 2017-2022 SHSP.

## Performance Measures and Targets:

### Target: Railroad Crossing Fatal Crashes

2021 Target: To decrease railroad grade crossing fatal crashes from 25 railroad grade crossing fatal crashes in 2019 to 20 railroad grade crossing fatal crashes in 2021

2022 Target: To decrease railroad grade crossing fatal crashes from the projected 20 railroad grade crossing fatal crashes in 2021 to 15 railroad grade crossing fatal crash in 2022

### Target: Railroad Crossing Serious Injury Crashes

2021 Target: To decrease the expected rise of railroad grade crossing serious injury crashes from 49 railroad grade crossing serious injury crashes in 2019 to not more than 84 railroad grade crossing serious injury crashes in 2021

2022 Target: To decrease the expected rise of railroad grade crossing serious injury crashes from the projected 84 railroad grade crossing serious injury crashes in 2021 to no more than 87 railroad grade crossing serious injury crashes in 2022

**Railroad / Highway Crossing****RH - 11****Goals**

- To reduce KAB crashes at railroad/highway crossings

**Strategies**

- Increase education of law enforcement concerning laws governing railroad/highway crossings.
- Increase public education and information on railroad/highway crossing safety.

**Project Descriptions**Task: **Public Information Campaigns**

Railroad / Highway Crossing RH - 11

<i>Planned Activity Name</i>	<i>Division</i>	<i>Organization Name</i>
2021-TxOpLife-G-1YG-0182	TRF-TS	Texas Operation Lifesaver

Primary Countermeasure Strategy ID : Railroad / Highway Crossing Public Information Campaigns

Title / Desc. **Highway-Railroad Safety Awareness**

*Provide highway-railroad crossing safety training to Law Enforcement personnel and rail safety education presentations to the public. Administer the statewide rail safety program.*

**Objectives**

- Manage 1 Statewide group of volunteer presenters by 9/30/2021
- Manage 750 Requests from media and the general public for information on rail safety by 9/30/2021
- Conduct 500 Rail safety presentations to the public by 9/30/2021
- Conduct 4 Rail Safety Awareness Training classes for Law Enforcement by 9/30/2021
- Manage 1 Operation Lifesaver Authorized Volunteer (OLAV) Incentive Program by 9/30/2021
- Participate in 15 Information/safety booths at health fairs, conferences, etc. by 9/30/2021
- Attend 12 Coalition meetings, general meetings, and meetings with general public representing TXOL by 9/30/2021
- Produce 4 Budget Reports for Board approval by 9/30/2021

**Budget:**

<i># Projects</i>	<i>Fund</i>	<i>Source</i>	<i>Federal Funding</i>	<i>State Funding</i>	<i>Program Income</i>	<i>Local Match</i>	<i>Project Total</i>
1	402	RH	\$77,597.00	\$0.00	\$0.00	\$33,388.50	<b>\$110,985.50</b>

# Railroad / Highway Crossing

FY 2021  
Budget Module: RH - 11

Program Area	# Proj	Total	FEDERAL					STATE			Fed. 402 to Local
			402	405B	405C	405D	405F / 405H	STATE	INCOME	LOCAL	
Program Management	0										
Enforcement	0										
Evaluation	0										
Public Information & Education	1	\$110,985.50	\$77,597.00							\$33,388.50	
Training	0										
<b>TOTALS:</b>	<b>1</b>	<b>\$110,985.50</b>	<b>\$77,597.00</b>							<b>\$33,388.50</b>	



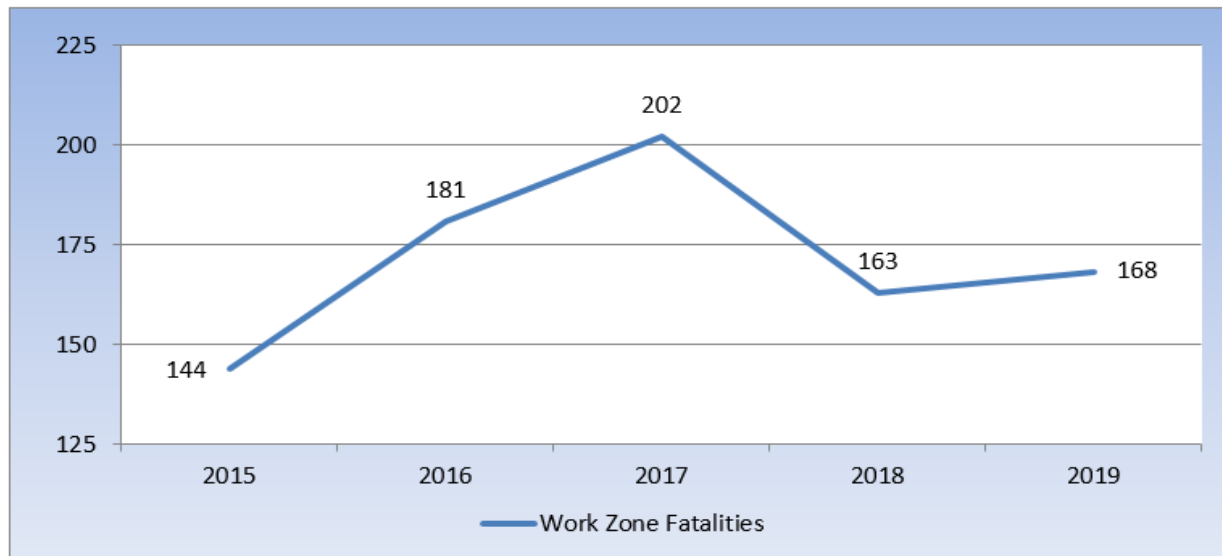
Program Area: Roadway Safety/Traffic Engineering  
Description of Highway Safety Problems

**Roadway Safety (RS)**

**Problem ID** - In recent years, the number of active TxDOT work zones has been as high as 3,200 active road construction and maintenance work zones. Motorists traveling through work zones make up the majority of fatalities in work zones. In 2019, more than 26,000 crashes occurred in work zones in Texas, resulting in 690 serious injuries and 167 fatalities.[1]

As roadway maintenance and construction efforts continue to address a state population that grows by about 1,200 people per day, drivers should expect to encounter a work zone at any time.

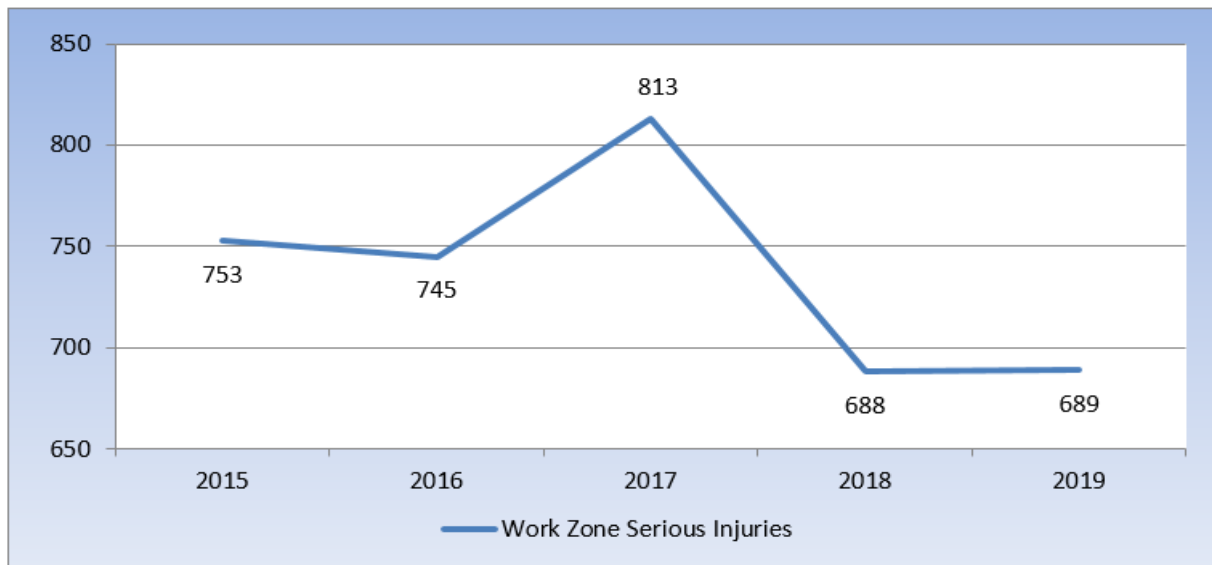
**State of Texas: Work Zone Fatalities**



*Source: CRIS. Information contained in this report represents reportable data collected from Texas Peace Officers Crash Reports (CR-3) received and processed by the Department of Transportation as of April 15, 2020*

Work zone safety and awareness is critical, both for drivers and the men and women who work on our highways. TxDOT continues to work on increased safety measures and public outreach efforts to educate motorists about driving in work zones.

[1] TxDOT Work Zones <https://www.txdot.gov/driver/share-road/work-zones.html>

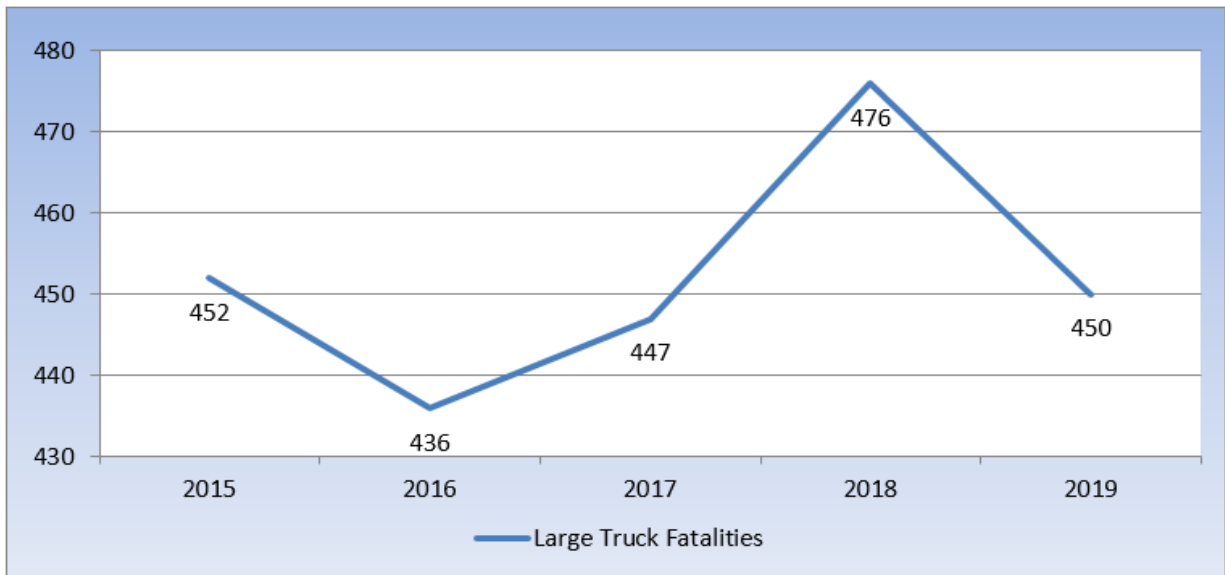
**State of Texas: Work Zone Serious Injuries**

*Source: CRIS. Information contained in this report represents reportable data collected from Texas Peace Officers Crash Reports (CR-3) received and processed by the Department of Transportation as of April 15, 2020*

As part of National Work Zone Awareness Week, TxDOT urges drivers to slow down, pay attention and be extra cautious to save not only the lives of workers, but their own lives as well. Everyone needs to take responsibility for work zone safety, from engineers and planners to drivers and pedestrians. TxDOT is working to educate the public and raise awareness of safety precautions for workers and motorists in work zones.

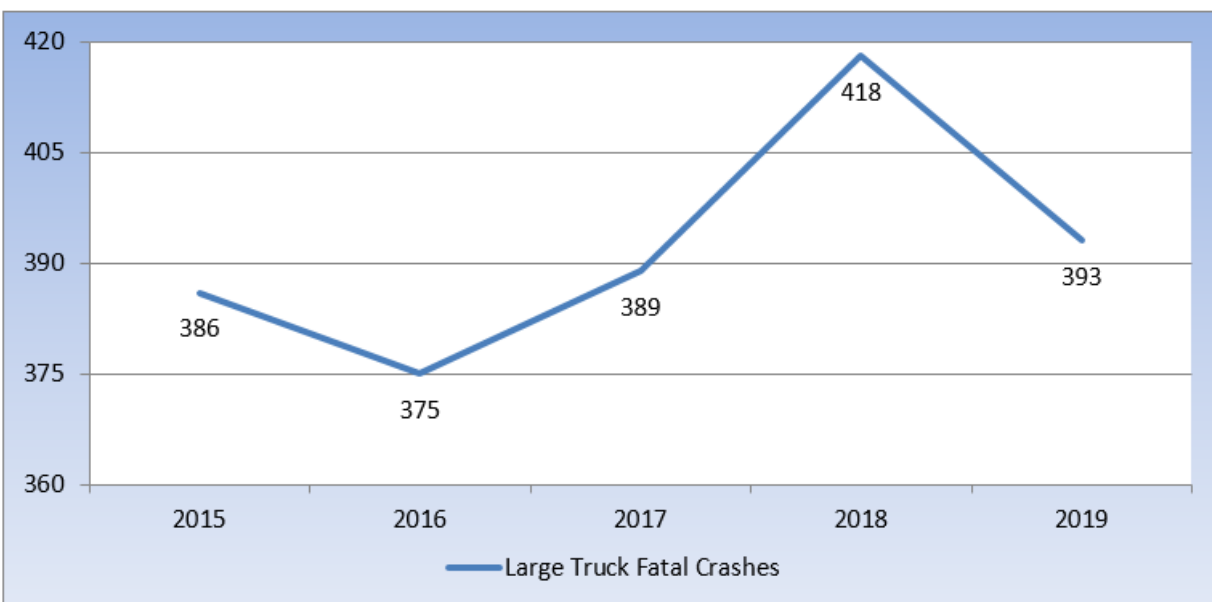
The boom in oil and gas production across Texas has created thousands of jobs and many new opportunities for energy-producing areas. Unfortunately, with an influx in traffic in these areas, there also has been an increase in crashes. Most of Texas' oil and gas exploration and drilling occurs in rural areas, such as the Permian Basin and Eagle Ford Shale regions, where many of the roads and bridges were originally designed for lower traffic volumes.

### State of Texas: Large Truck Related Fatalities



Source: CRIS. Information contained in this report represents reportable data collected from Texas Peace Officers Crash Reports (CR-3) received and processed by the Department of Transportation as of April 15, 2020

### State of Texas: Large Truck Related Fatal Crashes



Source: CRIS. Information contained in this report represents reportable data collected from Texas Peace Officers Crash Reports (CR-3) received and processed by the Department of Transportation as of April 15, 2020

Energy production requires increased truck traffic that can damage roads and bridges over time and significantly reduce infrastructure service life. These damaged roads and bridges are a hindrance for energy companies and a financial burden for state and local governments, and a safety hazard for motorists. Beginning around 2009, multiple regions of Texas experienced an explosion in drilling activity, which outstripped the ability of state and local governments to ramp up road maintenance and repair efforts. The Texas Legislature has passed measures to address the problem, and TxDOT continues to prioritize energy sector road projects with ongoing efforts.

**RS Performance Measures and Target Setting** - TxDOT plans to implement a more robust roadway safety program, to include elements in large trucks, work zone education and training, regional task forces, and media outreach. In addition to traditional education and media, as well as other associated roadway safety programs, TxDOT will work on executing programming to reduce the incidence of large truck fatalities, work zone-related fatalities, and the associated traffic crashes to improve the large truck and work zone situation in Texas. This plan contains elements in compliance with the NHTSA Uniform Guidelines for Highway Safety Programs No. 21 - Roadway Safety, and Countermeasures That Work as outlined in the strategies section.

Trend projections using CRIS data indicate that for 2021, the State of Texas can expect to report 230 Work Zone Fatalities. By 2022, Texas can expect to report 242 Work Zone Fatalities. The calculations for these projections and targets\* are as follows:

	2015	2016	2017	2018	2019
<b>Work Zone Fatalities</b>	144	181	202	163	168

<b>Work Zone Fatalities</b>	2020	2021	2022
<b>M</b>	12.1	12.1	12.1
<b>X</b>	9.00	10.00	11.00
<b>B</b>	108.5	108.5	108.5
<b>Projection</b>	217	230	242
<b>Target</b>	215	226	237

\*The M, X, and B values are based on the single year projections in the 2017-2022 SHSP.

Trend projections using CRIS data indicate that for 2021, the State of Texas can expect to report 941 work zone-related serious injuries. By 2022, Texas can expect to report 977 work zone-related serious injuries. The calculations for these projections and targets\* are as follows:

	2015	2016	2017	2018	2019
<b>Work Zone Serious Injuries</b>	753	745	813	688	689
	2020	2021	2022		
<b>M</b>	35.9	35.9	35.9		
<b>X</b>	9.00	10.00	11.00		
<b>B</b>	581.9	581.9	581.9		
<b>Projection</b>	905	941	977		
<b>Target</b>	894	926	957		

\*The M, X, and B values are based on the single year projections in the 2017-2022 SHSP.

Trend projections using CRIS data indicate that for 2021, the State of Texas can expect to report 520 large truck-related fatalities. By 2022, Texas can expect to report 534 large truck-related fatalities. The calculations for these projections and targets\* are as follows:

	2015	2016	2017	2018	2019
<b>Large Truck Fatalities</b>	452	436	447	476	450
	2020	2021	2022		
<b>M</b>	14.4	14.4	14.4		
<b>X</b>	9.00	10.00	11.00		
<b>B</b>	376	376	376		
<b>Projection</b>	506	520	534		
<b>Target</b>	500	512	524		

\*The M, X, and B values are based on the single year projections in the 2017-2022 SHSP.

Trend projections using CRIS data indicate that for 2021, the State of Texas can expect to report 438 large truck-related fatal crashes. By 2022, Texas can expect to report 448 large truck-related fatal crashes. The calculations for these projections and targets\* are as follows:

	2015	2016	2017	2018	2019
<b>Large Truck Fatal Crashes</b>	386	375	389	418	393
	2020	2021	2022		
<b>M</b>	10.6	10.6	10.6		
<b>X</b>	9.00	10.00	11.00		
<b>B</b>	331.6	331.6	331.6		
<b>Projection</b>	427	438	448		
<b>Target</b>	422	431	439		

\*The M, X, and B values are based on the single year projections in the 2017-2022 SHSP.

**RS Impacts of Proposed Strategies** - Strategies proposed for the Roadway Safety Program impact all areas of the State. All proposed strategies are evidence-based and have been shown to be effective measures for positively impacting the issue of work zone-related fatalities, injuries, and crashes.

Media, education and outreach, and prevention-focused projects are conducted at local and statewide levels to reach the overall driving public, but with emphasis on the identified high-risk population groups and high-risk areas/ communities in the State. These efforts are designed to achieve the most effective impact on reducing large truck and work zone fatalities and injuries.

Funding and activity levels for the proposed strategies have remained relatively steady over the past few years. Funding for media, education and outreach, and training is planned for FY 2021 to assist Texas with large truck and work zone fatalities and injuries.

Texas will continue to focus on large truck and work zone fatalities which continue to be a statewide problem. TxDOT Roadway Safety Program activities will continue to assist the State in achieving its targets. The State is confident that proposed levels of funding and activities will allow for achievement of the performance targets.

### **Performance Measures and Targets:**

#### **Target: Work Zone Fatalities**

2021 Target: To decrease the expected rise of work zone fatalities from 168 work zone-related fatalities in 2019 to no more than 226 in 2021

2022 Target: To decrease the expected rise of work zone-related fatalities from the projected 230 work zone-related fatalities in 2021 to no more than 237 in 2022

#### **Target: Work Zone Serious Injuries**

2021 Target: To decrease the expected rise of work zone-related serious injuries from 689 work zone-related serious injuries in 2019 to no more than 926 in 2021

2022 Target: To decrease the expected rise of work zone-related serious injuries from the projected 941 work zone-related serious injuries in 2021 to no more than 957 in 2022

**Target: Large Truck Fatalities**

2021 Target: To decrease the expected rise of large truck fatalities from 450 large truck-related fatalities in 2019 to no more than 512 in 2021

2022 Target: To decrease the expected rise of large truck fatalities from the projected 520 large truck-related fatalities in 2021 to no more than 524 in 2022

**Target: Large Truck Fatal Crashes**

2021 Target: To decrease the expected rise of large truck fatal crashes from 393 large truck fatal crashes in 2019 to no more than 431 in 2021

2022 Target: To decrease the expected rise of large truck fatal crashes from the projected 438 large truck fatal crashes in 2021 to no more than 439 in 2022

## Roadway Safety

**RS - 12**

### Goals

- To increase knowledge of roadway safety and current technologies among people involved in engineering, construction, and maintenance areas at both the state and local level
- To reduce large truck ("Semi-Trailer" or "Truck-Tractor") crashes, injuries and fatalities.
- To reduce the number of traffic crashes, injuries, and fatalities in work zones.

### Strategies

- Improve highway design and engineering through training.
- Increase public education and information on roadway safety.
- Provide traffic safety problem identification to local jurisdictions.
- Provide training on roadway safety issues.

### Project Descriptions

**Task: Public Information Campaigns**

Roadway Safety RS - 12

<i>Planned Activity Name</i>	<i>Division</i>	<i>Organization Name</i>
2021-TxDOT-G-1YG-0203	TRF-TS	TxDOT - Traffic Safety

*Primary Countermeasure Strategy ID :* Roadway Safety Public Information Campaigns

*Title / Desc.* **Be Safe Drive Smart**

*Safe Driving Media Campaign conducted in the various energy sector areas in Texas, as well as the Street Smarts public service announcement series, and a work zone media campaign*

*Budget:*

<i># Projects</i>	<i>Fund</i>	<i>Source</i>	<i>Federal Funding</i>	<i>State Funding</i>	<i>Program Income</i>	<i>Local Match</i>	<i>Project Total</i>
1	State	State	\$0.00	\$2,671,000.00	\$0.00	\$2,671,000.00	<b>\$5,342,000.00</b>

**Task: Training**

Roadway Safety RS - 12

<i>Planned Activity Name</i>	<i>Division</i>	<i>Organization Name</i>
2021-UTatArl-G-1YG-0129	TRF-TS	The University of Texas at Arlington

*Primary Countermeasure Strategy ID :* Roadway Safety Training

*Title / Desc.* **FY2021 Traffic Safety Program**

*UTA proposes to help reduce traffic crashes, injuries and fatalities in work zones by providing municipal and county employees training to increase knowledge of roadway safety problems and solutions.*

*Objectives*

- Train 1512 Texas city and county workers on work zone traffic control and safety by 9/15/2021
- Conduct 108 classes for Texas city and county workers on work zone traffic control and safety by 9/15/2021

*Budget:*

<i># Projects</i>	<i>Fund</i>	<i>Source</i>	<i>Federal Funding</i>	<i>State Funding</i>	<i>Program Income</i>	<i>Local Match</i>	<i>Project Total</i>
1	402	RS	\$324,749.39	\$0.00	\$0.00	\$84,642.67	<b>\$409,392.06</b>



## Roadway Safety

FY 2021  
Budget Module: RS - 12

Program Area	# Proj	Total	FEDERAL					STATE			Fed. 402 to Local
			402	405B	405C	405D	405F / 405H	STATE	INCOME	LOCAL	
Program Management	0										
Enforcement	0										
Evaluation	0										
Public Information & Education	1	\$5,342,000.00						\$2,671,000.00		\$2,671,000.00	
Training	1	\$409,392.06	\$324,749.39							\$84,642.67	
<b>TOTALS:</b>	<b>2</b>	<b>\$5,751,392.06</b>	<b>\$324,749.39</b>					<b>\$2,671,000.00</b>		<b>\$2,755,642.67</b>	

## Program Area: Community Traffic Safety Program

### Description of Highway Safety Problems

#### **Safe Communities (SA)**

**Problem ID -** The Safe Communities Model is a long-standing approach to reducing injuries and deaths. It works through engaging local partners who care about safety, using data to identify leading causes of injury, making a plan to address the issues using proven methods, and measuring success.

Unintentional injuries are the third leading cause of death in the United States[1]. When a community takes ownership of its traffic safety problems, its members are in the best position to make a difference. *Traffic Safety Community Coalition* members share a vision of saving lives and preventing injuries caused by traffic-related issues and associated costs to the community and the nation. Coalition make-up is as varied and unique as the community it represents, but at a minimum includes injury prevention professionals, educational institutions, businesses, hospital and emergency medical systems, law enforcement agencies, engineers, planners, and other community stakeholders working together and in partnership with the Texas Highway Safety Office.

Community coalitions are the support system for a nationwide network of traffic safety coalitions, partners and communities. Resources provided by these coalitions include helping to build and bolster local effort at the community level, find research material to build community buy-in, access marketing material and customized templates with local information, as well as being the one-stop-shop for traffic safety in the community. There are various community coalitions throughout Texas, including one Safe Communities project--The Brazos Valley Injury Prevention Coalition--that is federally-funded through the Texas Traffic Safety Program, and 18 TxDOT-led traffic safety coalitions that are not federally funded.

#### **State of Texas: Number of TxDOT-Sponsored Traffic Safety Coalitions**

2015	2016	2017	2018	2019
13	14	18	18	18

*Source: Survey of TxDOT Traffic Safety Specialists May 2020*

[1] Centers for Disease Control and Prevention. <https://www.cdc.gov/nchs/fastats/accidental-injury.htm>

**SA Performance Measures and Target Setting** - TxDOT will continue to work with and support coalitions on executing programming to increase safety awareness within local communities and reduce the incidence of injuries, fatalities, and the associated traffic crashes to show improvement overall in the crash situation in Texas.

TxDOT is involved in a great number of coalitions across the state. TxDOT-led community coalitions will remain at the same level going forward. The calculations used to set targets in other program areas are not applicable to be used in this particular category. Texas will instead maintain the same number of coalitions per year.

	2015	2016	2017	2018	2019	2020
<b>TxDOT-Sponsored Community Coalitions</b>	13	14	18	18	18	18

	2021	2022
<b>TxDOT-Sponsored Community Coalitions</b>		
<b>Increase</b>	0	0
<b>Projection</b>	18	18
<b>Target</b>	18	18

**SA Impacts of Proposed Strategies** - Strategies proposed for the Safe Communities Program impact all areas of the State. All proposed strategies are evidence-based and have been shown to be effective measures for positively impacting the issue of overall fatalities, injuries, and crashes.

Media, education and outreach, and prevention-focused projects are conducted at local and statewide levels to reach the overall driving public, but with emphasis on the identified high-risk population groups and high-risk areas/ communities in the State. These efforts are designed to achieve the most effective impact on reducing overall fatalities and injuries.

Funding and activity levels for the proposed strategies have remained relatively steady over the past few years. Funding for one safe communities coalition is planned for FY 2021 to assist the Texas with fatalities and injuries.

Texas will continue to focus on overall fatalities which continue to be a problem in Texas. TxDOT Safe Communities Program activities will continue to assist the State in achieving its targets. The State is confident that proposed levels of funding and activities will allow for achievement of the performance targets.

**SA Performance Targets:**

**Target: TxDOT-Sponsored Community Coalitions**

2021 Target: To maintain the number of community coalitions from 18 in 2019 to 18 in 2021

2022 Target: To maintain the number of community coalitions from the projected 18 in 2021 to 18 in 2022

## Safe Communities

**SA - 13**

### Goals

- To establish integrated community traffic safety programs to prevent traffic-related fatalities and injuries

### Strategies

- Support statewide the Texas Safe Community efforts by providing education, training, and coordination on how to initiate and conduct community based traffic safety programs and how communities can become designated as a Texas Safe community Coalition.
- Support the establishment and growth Safe Communities Coalitions.

### Project Descriptions

Task: <b>Public Information Campaigns</b>	Safe Communities SA - 13
-------------------------------------------	--------------------------

Planned Activity Name 2021-Texas Ag-G-1YG-0088	District BRY	Organization Name Texas A&M Agrilife Extension Service
---------------------------------------------------	-----------------	-----------------------------------------------------------

Primary Countermeasure Strategy ID : Safe Communities Public Information Campaigns

Title / Desc. **Brazos Valley Injury Prevention Coalition**

*A Safe Communities coalition to implement and support safety initiatives designed to reduce traffic-related injuries and fatalities in the TxDOT Bryan District.*

#### Objectives

- Distribute 25000 public information and education (PI&E) materials to support grant objectives by 9/30/2021
- Conduct 10 Reality Education for Drivers (RED) Programs by 9/30/2021
- Conduct 8 programs on the dangers of distracted driving with an emphasis on texting by 8/31/2021
- Conduct 22 programs to raise awareness on the dangers of impaired driving by 8/31/2021
- Conduct 8 programs on the importance of restraint use focusing on youth, teens and pickup truck drivers by 9/30/2021
- Conduct 2 family-focused presentations to educate families on the risks of alcohol & drug impaired driving by 9/15/2021
- Conduct 2 family-focused community events to raise awareness about pedestrian safety among adults and youth by 8/31/2021
- Support 4 educational programs to raise awareness for the safety of vulnerable road users by 8/31/2021
- Conduct 4 CarFit events to assist mature drivers in finding their safety fit while driving their vehicles by 8/31/2021
- Conduct 6 bimonthly meetings of the Brazos Valley Injury Prevention Coalition by 9/30/2021

#### Budget:

# Projects	Fund	Source	Federal Funding	State Funding	Program Income	Local Match	Project Total
1	402	SA	\$188,992.00	\$0.00	\$0.00	\$65,600.00	<b>\$254,592.00</b>

## Safe Communities

FY 2021  
Budget Module: SA - 13

Program Area	# Proj	Total	FEDERAL					STATE			Fed. 402 to Local
			402	405B	405C	405D	405F / 405H	STATE	INCOME	LOCAL	
Program Management	0										
Enforcement	0										
Evaluation	0										
Public Information & Education	1	\$254,592.00	\$188,992.00							\$65,600.00	\$188,992.00
Training	0										
<b>TOTALS:</b>	<b>1</b>	<b>\$254,592.00</b>	<b>\$188,992.00</b>							<b>\$65,600.00</b>	<b>\$188,992.00</b>

## Program Area: School Bus Safety

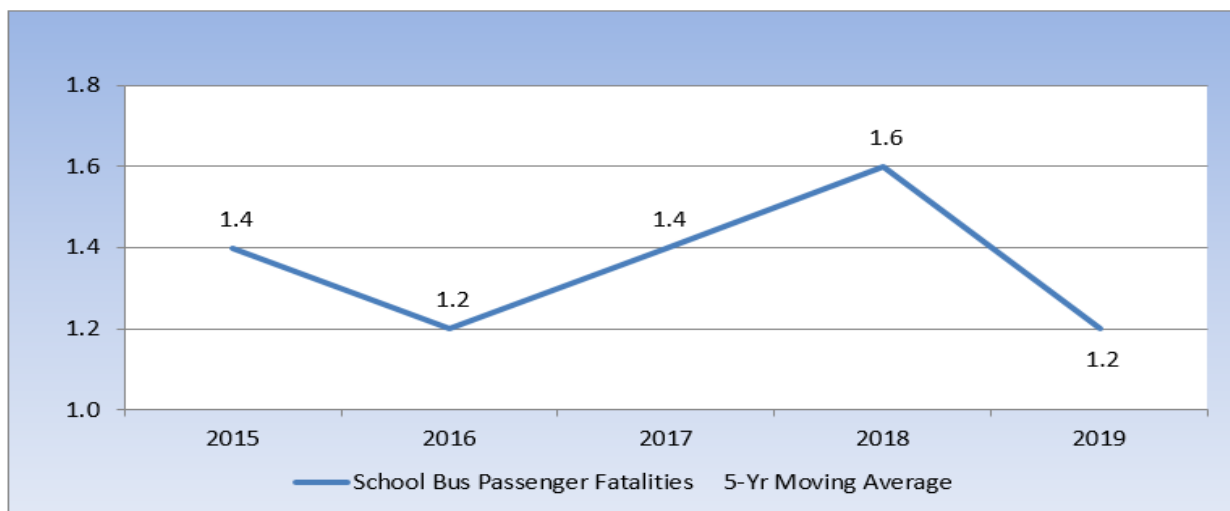
## Description of Highway Safety Problems

**School Bus Safety (SB)**

**Problem ID** - Nationwide, an estimated 470,000 school buses provide transportation services daily. Approximately 25.2 million school children ride school buses each day in the U.S., at least twice a day, with an average of 47 percent of students transported[1].

Almost half (49 percent) of the school age pedestrians killed in school transportation-related crashes from 2008 to 2017 were 5 to 10 years old. More than half (56 percent) of the school-age pedestrians fatally injured in school transportation-related crashes were struck by school buses or vehicles functioning as school buses. More school-age pedestrians were killed from 7 a.m. to 7:59 a.m. and from 3 p.m. to 3:59 p.m. than any other hours of the day. [2] During 2019 in Texas, there were no school bus passenger fatalities, a decrease from 1 in 2018.

School Bus Safety starts with the bus driver, and school bus drivers will need continual education on the relevant safe-driving procedures. Their attitude predicts how the students will behave. The school bus driver sets the stage for how things will go on the school bus and throughout the students' day. Drivers need to be equipped with the skills necessary to handle their interactions with students and other drivers appropriately.

**State of Texas: School Bus Passenger Fatalities**

*Source: CRIS. Information contained in this report represents reportable data collected from Texas Peace Officers Crash Reports (CR-3) received and processed by the Department of Transportation as of April 15, 2020*

[1] School Bus 2019 Fact Book. School Bus Fleet <http://digital.schoolbusfleet.com/2019FB#&pageSet=0>

[2] NHTSA Traffic Safety Facts 2008-2017 Data: School-Transportation-Related Crashes.

<https://crashstats.nhtsa.dot.gov/Api/Public/ViewPublication/812712>

**SB Performance Measures and Target Setting** - TxDOT plans to implement a school bus safety program, to include elements in passenger bus driver education and training. TxDOT will work on executing programming to reduce the incidence of fatalities of passengers on school buses, and the associated traffic crashes to improve the school bus passenger situation in Texas. This plan contains elements in compliance with the NHTSA Uniform Guidelines for Highway Safety Programs No. 17 - Pupil Transportation Safety, and Countermeasures That Work as outlined in the strategies section.

Current trend projections using CRIS data indicate that for 2021, the State of Texas can expect to average 2.4 school bus passenger fatalities. By 2022, Texas can expect to average 2.5 school bus passenger fatalities. The calculations for these projections and targets\* are as follows:

	2015	2016	2017	2018	2019
<b>School Bus Passenger Fatalities</b>	1.4	1.2	1.4	1.6	1.2

	2020	2021	2022
<b>School Bus Passenger Fatalities</b>			
<b>M</b>	0.12	0.12	0.12
<b>X</b>	9.00	10.00	11.00
<b>B</b>	1.16	1.16	1.16
<b>Projection</b>	2.2	2.4	2.5
<b>Target</b>	2.2	2.3	2.4

\*The M, X, and B values are based on the single year projections in the 2017-2022 SHSP.

**SB Impacts of Proposed Strategies** - Strategies proposed for the School Bus Safety Program impact all areas of the State. All proposed strategies are evidence-based and have been shown to be effective measures for positively impacting the issue of school bus passenger-related fatalities, injuries, and crashes.

Media, education and outreach, and prevention-focused projects are conducted at local and statewide levels to reach the overall driving public, but with emphasis on the identified high-risk population groups and high-risk areas/ communities in the State. These efforts are designed to achieve the most effective impact on reducing school bus passenger fatalities and injuries.

Funding and activity levels for the proposed strategies have remained relatively steady over the past few years. Funding for training is planned for FY 2021 to assist Texas with school bus passenger fatalities and injuries.



Texas will continue to focus on school bus passenger fatalities which continue to be a statewide concern. TxDOT School Bus Safety Program activities will continue to assist the State in achieving its targets.

The State is confident that proposed levels of funding and activities will allow for achievement of the performance targets.

### **SB Performance Targets:**

#### **School Bus Passenger Fatalities**

2021 Target: To decrease the expected rise of serious injuries to no more than a five-year average of 1.70 school bus passenger fatalities in 2021

The 2021 Target expressed as a 5-year average would be as follows:

Year	Target or Actual Data	Source
2017	3.00	CRIS
2018	1.00	CRIS
2019	0.00	CRIS
2020	2.20	Target
2021	2.30	Target
2021 Target expressed as 5-year average		1.70

As noted in the table above, the average year target for 2021 would be 2.3 school bus passenger fatalities.

2022 Target: To maintain the average school bus passenger fatalities from the projected average of 2.4 fatalities in 2021 to an average of 2.4 fatalities in 2022

# School Bus

**SB - 14**

## Goals

- To reduce School bus-related crashes, injuries and fatalities

## Strategies

- Provide public information and education campaigns to promote safe motor vehicle operations around school buses.
- Provide safe school bus operation training for school bus drivers.

## Project Descriptions

**Task: Training**
**School Bus SB - 14**

<i>Planned Activity Name</i>	<i>Division</i>	<i>Organization Name</i>
2021-ESCVI-G-1YG-0010	TRF-TS	Education Service Center, Region VI

*Primary Countermeasure Strategy ID :* School Bus Training

*Title / Desc.* **School Bus Safety Training 101 Program**

*This program is designed to identify and implement several school bus safety units that will be utilized in training sessions to educate school bus transportation personnel and students.*

### Objectives

- Identify 2 sets of content material to be utilized in the Bus Safety Training 101 Program by 9/30/2021
- Teach 400 School Bus Transportation personnel in the Bus Safety Training 101 Program by 9/30/2021
- Teach 700 PreK-3rd grade students in Bus Safety Training 101 Program by 9/30/2021
- Analyze 500 participant evaluations to determine the overall effectiveness of Bus Safety Training 101 Program by 9/30/2021

### Budget:

<i># Projects</i>	<i>Fund</i>	<i>Source</i>	<i>Federal Funding</i>	<i>State Funding</i>	<i>Program Income</i>	<i>Local Match</i>	<i>Project Total</i>
1	402	SB	\$104,872.05	\$0.00	\$0.00	\$35,073.00	<b>\$139,945.05</b>

## School Bus

FY 2021  
Budget Module: SB - 14

Program Area	# Proj	Total	FEDERAL					STATE			Fed. 402 to Local
			402	405B	405C	405D	405F / 405H	STATE	INCOME	LOCAL	
Program Management	0										
Enforcement	0										
Evaluation	0										
Public Information & Education	0										
Training	1	\$139,945.05	\$104,872.05							\$35,073.00	
<b>TOTALS:</b>	<b>1</b>	<b>\$139,945.05</b>	<b>\$104,872.05</b>							<b>\$35,073.00</b>	

## **Available Funding Resources**

The State of Texas draws from all available resources to fund and operate a comprehensive Highway Safety Plan. Multiple sources of funding are identified and used to allow TRF-TS to establish, maintain, and improve upon highway safety programming.

Available funding resources include:

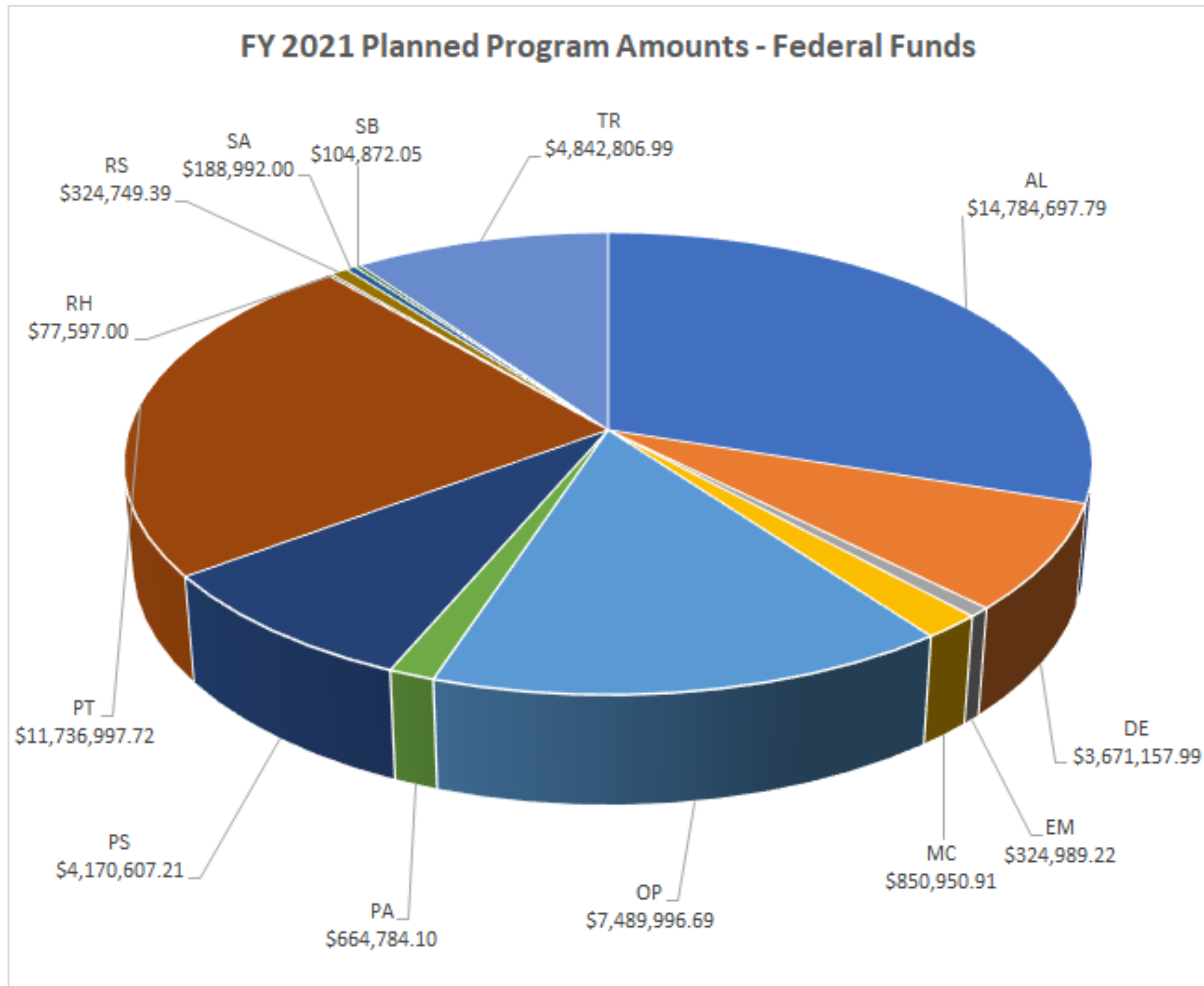
1. Federal funds awarded under Fast Act Sections 402 and 405
2. State dollars from the TxDOT budget and other state sources
3. State dollars from dedicated funding mechanisms based on program area
4. Local match provided by subgrantees, as condition of receiving federal awards
5. Program income/match generated by subgrantees, if any
6. In-kind match from other State agencies

## SUMMARY OF PLANNED FUNDING

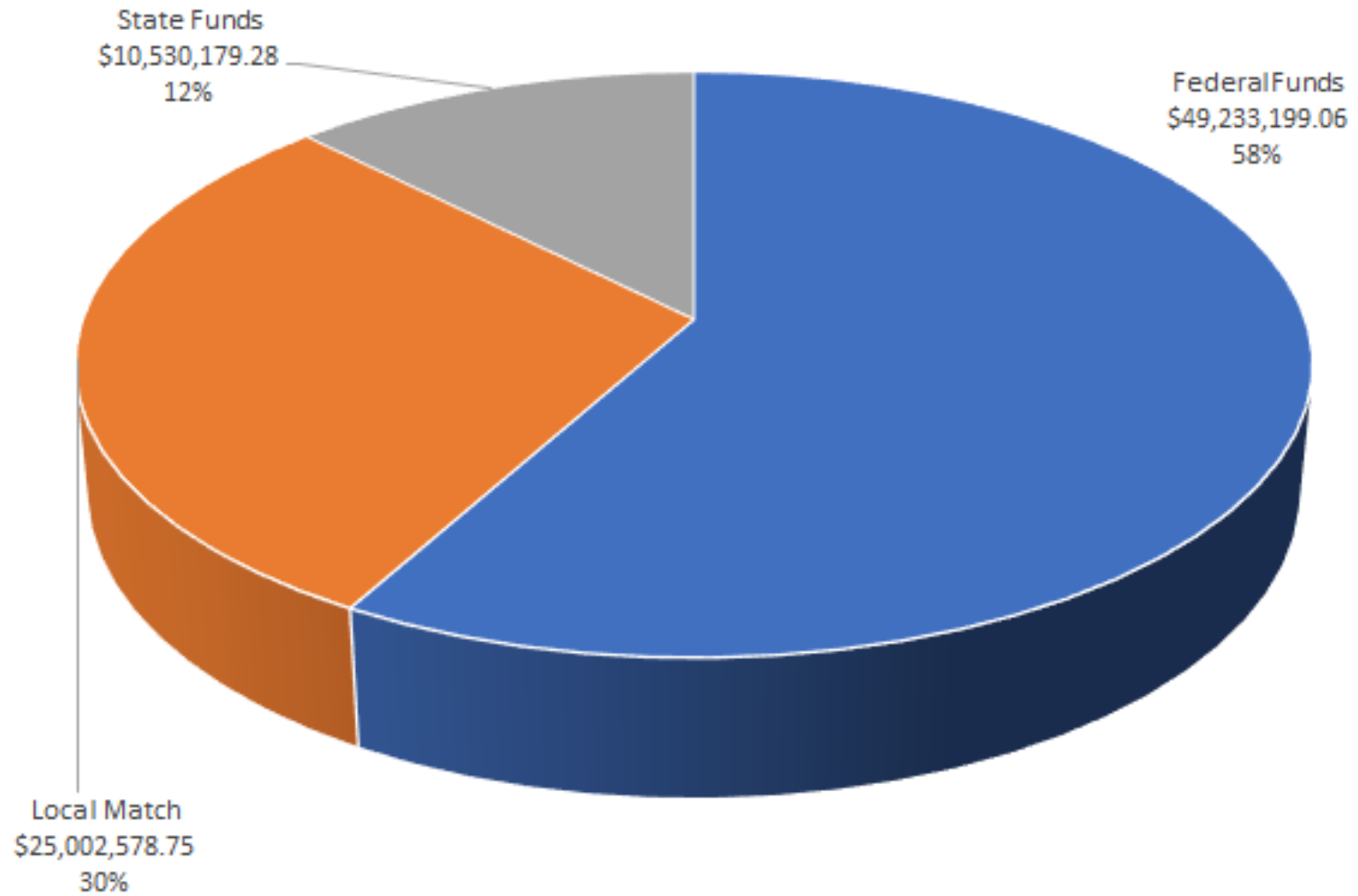
Program Area	# Proj	Total	FEDERAL					MATCH			Fed. 402 to Local	
			402	405B	405C	405D	405F* / 405H**	STATE	INCOME	LOCAL		
Planning and Administration	5	\$5,224,390.18	\$664,784.10					\$4,469,000.00	\$60,000.00	\$30,606.08		
Alcohol and Other Drug Counter Measures	77	\$23,316,052.22	\$3,339,769.88			\$11,444,927.91		\$300,000.00	\$12,000.00	\$8,219,354.43	\$585,677.39	
Emergency Medical Services	1	\$1,051,180.84	\$324,989.22					\$0.00	\$0.00	\$726,191.62		
Motorcycle Safety	5	\$1,882,488.14	\$465,950.91				\$385,000.00	\$265,000.00	\$0.00	\$766,537.23		
Occupant Protection	98	\$10,479,030.36	\$2,539,996.69	\$4,950,000.00				\$25,179.28	\$25,000.00	\$2,938,854.39	\$303,450.00	
Pedestrian and Bicyclist Safety	17	\$6,975,782.88	\$1,932,908.14				\$2,237,699.07	\$0.00	\$5,600.00	\$2,799,575.67	\$568,767.05	
Police Traffic Services	167	\$15,360,346.88	\$11,736,997.70					\$0.00	\$0.00	\$3,623,349.18	\$10,182,423.38	
Traffic Records	8	\$8,609,802.02	\$394,972.58		\$4,447,834.41			\$2,800,000.00	\$0.00	\$966,995.03		
Driver Education and Behavior	14	\$5,609,968.92	\$3,671,157.99					\$0.00	\$0.00	\$1,938,810.93	\$73,496.90	
Railroad / Highway Crossing	1	\$110,985.50	\$77,597.00					\$0.00	\$0.00	\$33,388.50		
Roadway Safety	2	\$5,751,392.06	\$324,749.39					\$2,671,000.00	\$0.00	\$2,755,642.67		
Safe Communities	1	\$254,592.00	\$188,992.00					\$0.00	\$0.00	\$65,600.00	\$188,992.00	
School Bus	1	\$139,945.05	\$104,872.05					\$0.00	\$0.00	\$35,073.00		
<b>TOTALS:</b>	<b>397</b>	<b>\$84,765,957.05</b>	<b>\$25,767,737.65</b>	<b>\$4,950,000.00</b>	<b>\$4,447,834.41</b>	<b>\$11,444,927.91</b>	<b>\$2,622,699.07</b>	<b>\$10,530,179.28</b>	<b>\$102,600.00</b>	<b>\$24,899,978.73</b>	<b>\$11,902,806.72</b>	

\* Fast Act 405F Motorcycle Projects

\*\* Fast Act 405H Nonmotorized Safety Projects



### FY 2021 Planned Program Funds



TEXAS HIGHWAY SAFETY PLAN FOR FISCAL YEAR 2021  
Highway Safety Plan - Project Cross Reference

**Enforcement Projects**

<i>Planned Activity Name</i>	<i>Organization</i>	<i>#</i>	<i>PA</i>	<i>Fund</i>	<i>Source</i>	<i>Federal Funds</i>	<i>State Funding</i>	<i>Prog. Income</i>	<i>Local Match</i>	<i>Project Total</i>
2021-BexarCoD-G-1YG-0115			AL	405D	M5HVE	\$25,376.00	\$0.00	\$0.00	\$21,700.00	<b>\$47,076.00</b>
2021-FortBend-G-1YG-0146			AL	405D	M5HVE	\$44,863.83	\$0.00	\$0.00	\$11,215.97	<b>\$56,079.80</b>
2021-HarrisDA-G-1YG-0112			AL	405D	M5HVE	\$324,999.91	\$0.00	\$0.00	\$106,379.88	<b>\$431,379.79</b>
2021-HarrisDA-G-1YG-0133			AL	402	AL	\$250,000.00	\$0.00	\$0.00	\$76,005.80	<b>\$326,005.80</b>
2021-MCDAO-G-1YG-0097			AL	402	AL	\$143,624.00	\$0.00	\$0.00	\$98,487.29	<b>\$242,111.29</b>
2021-TABC-G-1YG-0123			AL	405D	M5HVE	\$454,767.61	\$0.00	\$0.00	\$472,759.91	<b>\$927,527.52</b>
2021-TarrantC-G-1YG-0103			AL	405D	M5HVE	\$199,425.00	\$0.00	\$0.00	\$94,413.72	<b>\$293,838.72</b>
2021-TDPS-G-1YG-0008			AL	405D	M5HVE	\$519,629.75	\$0.00	\$0.00	\$558,000.00	<b>\$1,077,629.75</b>
2021-TxDOT-G-1YG-0195			OP	405B	M1HVE	\$500,000.00	\$0.00	\$0.00	\$125,000.00	<b>\$625,000.00</b>
2021-TxDOT-G-1YG-0196			AL	405D	M5HVE	\$750,000.00	\$0.00	\$0.00	\$187,500.00	<b>\$937,500.00</b>
2021-TxDOT-G-1YG-0215			OP	405B	M1HVE	\$500,000.00	\$0.00	\$0.00	\$125,000.00	<b>\$625,000.00</b>
<b>CMV STEP</b>										
2021-AngletonPD-S-CMV-00027			PT	402	PT	\$11,998.33	\$0.00	\$0.00	\$3,016.26	<b>\$15,014.59</b>
2021-AnsonPD-S-CMV-00040			PT	402	PT	\$11,991.64	\$0.00	\$0.00	\$3,374.05	<b>\$15,365.69</b>
2021-Arlington-S-CMV-00013			PT	402	PT	\$54,844.51	\$0.00	\$0.00	\$13,711.13	<b>\$68,555.64</b>
2021-AustinPD-S-CMV-00022			PT	402	PT	\$55,000.00	\$0.00	\$0.00	\$13,778.33	<b>\$68,778.33</b>
2021-DeerPark-S-CMV-00014			PT	402	PT	\$11,964.48	\$0.00	\$0.00	\$3,398.10	<b>\$15,362.58</b>
2021-DonnaPD-S-CMV-00028			PT	402	PT	\$12,000.00	\$0.00	\$0.00	\$4,585.32	<b>\$16,585.32</b>
2021-EIPasoCO-S-CMV-00008			PT	402	PT	\$39,076.95	\$0.00	\$0.00	\$9,810.49	<b>\$48,887.44</b>
2021-FBCoCP4-S-CMV-00009			PT	402	PT	\$11,959.40	\$0.00	\$0.00	\$3,420.81	<b>\$15,380.21</b>
2021-Fortworth-S-CMV-00011			PT	402	PT	\$54,915.00	\$0.00	\$0.00	\$13,743.77	<b>\$68,658.77</b>
2021-GladewaterPD-S-CMV-00021			PT	402	PT	\$11,986.86	\$0.00	\$0.00	\$3,002.73	<b>\$14,989.59</b>
2021-GrapevinePD-S-CMV-00024			PT	402	PT	\$11,993.32	\$0.00	\$0.00	\$3,005.68	<b>\$14,999.00</b>
2021-Harlingen-S-CMV-00007			PT	402	PT	\$12,000.00	\$0.00	\$0.00	\$3,168.93	<b>\$15,168.93</b>
2021-HarrisCo-S-CMV-00018			PT	402	PT	\$98,235.13	\$0.00	\$0.00	\$24,562.50	<b>\$122,797.63</b>
2021-HarrisP1-S-CMV-00002			PT	402	PT	\$11,977.70	\$0.00	\$0.00	\$3,136.39	<b>\$15,114.09</b>
2021-HarrisP2-S-CMV-00020			PT	402	PT	\$11,952.52	\$0.00	\$0.00	\$3,034.30	<b>\$14,986.82</b>
2021-HarrisP5-S-CMV-00032			PT	402	PT	\$11,989.38	\$0.00	\$0.00	\$3,457.70	<b>\$15,447.08</b>
2021-HoustonPD-S-CMV-00004			PT	402	PT	\$349,975.40	\$0.00	\$0.00	\$140,557.67	<b>\$490,533.07</b>
2021-HumblePD-S-CMV-00031			PT	402	PT	\$11,979.36	\$0.00	\$0.00	\$3,236.00	<b>\$15,215.36</b>



TEXAS HIGHWAY SAFETY PLAN FOR FISCAL YEAR 2021  
Highway Safety Plan - Project Cross Reference

**Enforcement Projects**

<i>Planned Activity Name</i>	<i>Organization</i>	<i>#</i>	<i>PA</i>	<i>Fund</i>	<i>Source</i>	<i>Federal Funds</i>	<i>State Funding</i>	<i>Prog. Income</i>	<i>Local Match</i>	<i>Project Total</i>
2021-LaPorte-S-CMV-00015			PT	402	PT	\$11,992.50	\$0.00	\$0.00	\$3,391.48	<b>\$15,383.98</b>
2021-LaredoPD-S-CMV-00005			PT	402	PT	\$93,999.07	\$0.00	\$0.00	\$29,139.71	<b>\$123,138.78</b>
2021-LittleElmPD-S-CMV-00023			PT	402	PT	\$11,656.41	\$0.00	\$0.00	\$3,059.50	<b>\$14,715.91</b>
2021-Lockhart-S-CMV-00034			PT	402	PT	\$11,976.83	\$0.00	\$0.00	\$3,014.66	<b>\$14,991.49</b>
2021-MarshallPD-S-CMV-00038			PT	402	PT	\$11,811.17	\$0.00	\$0.00	\$2,999.69	<b>\$14,810.86</b>
2021-McAllenPD-S-CMV-00010			PT	402	PT	\$65,000.00	\$0.00	\$0.00	\$16,250.00	<b>\$81,250.00</b>
2021-MooreCoSO-S-CMV-00035			PT	402	PT	\$11,984.27	\$0.00	\$0.00	\$3,012.17	<b>\$14,996.44</b>
2021-NewBrau-S-CMV-00041			PT	402	PT	\$44,974.78	\$0.00	\$0.00	\$11,685.72	<b>\$56,660.50</b>
2021-PasadePD-S-CMV-00003			PT	402	PT	\$11,994.51	\$0.00	\$0.00	\$11,994.51	<b>\$23,989.02</b>
2021-pearlaPD-S-CMV-00019			PT	402	PT	\$11,462.16	\$0.00	\$0.00	\$3,034.59	<b>\$14,496.75</b>
2021-PecosPD-S-CMV-00029			PT	402	PT	\$11,995.91	\$0.00	\$0.00	\$3,221.25	<b>\$15,217.16</b>
2021-PecosSO-S-CMV-00037			PT	402	PT	\$52,210.72	\$0.00	\$0.00	\$13,115.96	<b>\$65,326.68</b>
2021-PentasPD-S-CMV-00030			PT	402	PT	\$11,987.00	\$0.00	\$0.00	\$4,134.90	<b>\$16,121.90</b>
2021-PharrPD-S-CMV-00006			PT	402	PT	\$11,969.00	\$0.00	\$0.00	\$3,881.44	<b>\$15,850.44</b>
2021-StaffdPD-S-CMV-00036			PT	402	PT	\$11,989.82	\$0.00	\$0.00	\$3,083.80	<b>\$15,073.62</b>
2021-Sugarland-S-CMV-00025			PT	402	PT	\$11,951.91	\$0.00	\$0.00	\$3,194.11	<b>\$15,146.02</b>
2021-Tomgreen-S-CMV-00026			PT	402	PT	\$11,970.00	\$0.00	\$0.00	\$3,152.70	<b>\$15,122.70</b>
2021-WallerCOSO-S-CMV-00039			PT	402	PT	\$25,032.00	\$0.00	\$0.00	\$7,099.21	<b>\$32,131.21</b>
2021-Wylie-S-CMV-00012			PT	402	PT	\$11,987.88	\$0.00	\$0.00	\$3,036.04	<b>\$15,023.92</b>
<b>Subtotals</b>		<b># of Projects:</b>	37			<b>\$1,243,785.92</b>	<b>\$0.00</b>	<b>\$0.00</b>	<b>\$387,501.60</b>	<b>\$1,631,287.52</b>
<b>Comprehensive STEP</b>										
2021-AllenPD-S-1YG-00035			PT	402	PT	\$11,934.00	\$0.00	\$0.00	\$3,076.59	<b>\$15,010.59</b>
2021-AltonPD-S-1YG-00093			PT	402	PT	\$11,999.50	\$0.00	\$0.00	\$3,787.13	<b>\$15,786.63</b>
2021-AlvinPD-S-1YG-00096			PT	402	PT	\$11,998.22	\$0.00	\$0.00	\$3,631.86	<b>\$15,630.08</b>
2021-AmarilloPD-S-1YG-00031			PT	402	PT	\$143,996.00	\$0.00	\$0.00	\$37,922.20	<b>\$181,918.20</b>
2021-AngletonPD-S-1YG-00083			PT	402	PT	\$11,998.33	\$0.00	\$0.00	\$3,016.26	<b>\$15,014.59</b>
2021-Arlington-S-1YG-00025			PT	402	PT	\$177,825.78	\$0.00	\$0.00	\$44,461.34	<b>\$222,287.12</b>
2021-AustinPD-S-1YG-00075			PT	402	PT	\$810,000.00	\$0.00	\$0.00	\$202,748.21	<b>\$1,012,748.21</b>
2021-BayCityPD-S-1YG-00080			PT	402	PT	\$11,452.80	\$0.00	\$0.00	\$4,101.68	<b>\$15,554.48</b>
2021-Beaumont-S-1YG-00110			PT	402	PT	\$99,250.00	\$0.00	\$0.00	\$28,558.20	<b>\$127,808.20</b>

TEXAS HIGHWAY SAFETY PLAN FOR FISCAL YEAR 2021  
Highway Safety Plan - Project Cross Reference

**Enforcement Projects**

<i>Planned Activity Name</i>	<i>Organization</i>	<i>#</i>	<i>PA</i>	<i>Fund</i>	<i>Source</i>	<i>Federal Funds</i>	<i>State Funding</i>	<i>Prog. Income</i>	<i>Local Match</i>	<i>Project Total</i>
2021-Bedford-S-1YG-00060			PT	402	PT	\$11,983.49	\$0.00	\$0.00	\$3,019.67	<b>\$15,003.16</b>
2021-BeeCavePD-S-1YG-00016			PT	402	PT	\$12,000.00	\$0.00	\$0.00	\$3,109.79	<b>\$15,109.79</b>
2021-BeeCoSO-S-1YG-00084			PT	402	PT	\$11,988.00	\$0.00	\$0.00	\$3,311.19	<b>\$15,299.19</b>
2021-BellmeadPD-S-1YG-00085			PT	402	PT	\$11,982.00	\$0.00	\$0.00	\$3,090.44	<b>\$15,072.44</b>
2021-BexarCoSO-S-1YG-00044			PT	402	PT	\$359,839.60	\$0.00	\$0.00	\$89,961.17	<b>\$449,800.77</b>
2021-BordenCoSO-S-1YG-00105			PT	402	PT	\$11,991.00	\$0.00	\$0.00	\$3,107.42	<b>\$15,098.42</b>
2021-Brenham-S-1YG-00046			PT	402	PT	\$11,991.27	\$0.00	\$0.00	\$3,029.13	<b>\$15,020.40</b>
2021-BrownsPD-S-1YG-00055			PT	402	PT	\$71,988.70	\$0.00	\$0.00	\$22,212.15	<b>\$94,200.85</b>
2021-CdrPrkPD-S-1YG-00057			PT	402	PT	\$12,999.87	\$0.00	\$0.00	\$4,466.73	<b>\$17,466.60</b>
2021-CedarPD-S-1YG-00118			PT	402	PT	\$11,886.00	\$0.00	\$0.00	\$3,932.09	<b>\$15,818.09</b>
2021-CelinaPD-S-1YG-00071			PT	402	PT	\$11,981.21	\$0.00	\$0.00	\$3,152.37	<b>\$15,133.58</b>
2021-Chambers-S-1YG-00119			PT	402	PT	\$54,962.00	\$0.00	\$0.00	\$16,314.37	<b>\$71,276.37</b>
2021-ClydePD-S-1YG-00133			PT	402	PT	\$11,984.18	\$0.00	\$0.00	\$3,193.71	<b>\$15,177.89</b>
2021-ColStaPD-S-1YG-00048			PT	402	PT	\$39,999.55	\$0.00	\$0.00	\$10,568.09	<b>\$50,567.64</b>
2021-CorinthPD-S-1YG-00107			PT	402	PT	\$11,985.98	\$0.00	\$0.00	\$3,149.63	<b>\$15,135.61</b>
2021-CorpusPD-S-1YG-00049			PT	402	PT	\$174,637.00	\$0.00	\$0.00	\$57,682.22	<b>\$232,319.22</b>
2021-CrossPlainsPD-S-1YG-00136			PT	402	PT	\$11,970.10	\$0.00	\$0.00	\$3,099.64	<b>\$15,069.74</b>
2021-DallasCOSD-S-1YG-00137			PT	402	PT	\$49,989.02	\$0.00	\$0.00	\$14,323.69	<b>\$64,312.71</b>
2021-Dallas-S-1YG-00012			PT	402	PT	\$770,047.72	\$0.00	\$0.00	\$195,151.48	<b>\$965,199.20</b>
2021-DecaturPD-S-1YG-00104			PT	402	PT	\$11,970.00	\$0.00	\$0.00	\$3,820.29	<b>\$15,790.29</b>
2021-DeerPark-S-1YG-00037			PT	402	PT	\$54,595.20	\$0.00	\$0.00	\$21,690.00	<b>\$76,285.20</b>
2021-DentonPD-S-1YG-00032			PT	402	PT	\$87,986.65	\$0.00	\$0.00	\$69,275.58	<b>\$157,262.23</b>
2021-EarlyPD-S-1YG-00111			PT	402	PT	\$11,971.20	\$0.00	\$0.00	\$3,632.55	<b>\$15,603.75</b>
2021-EdinbuPD-S-1YG-00042			PT	402	PT	\$44,000.00	\$0.00	\$0.00	\$11,611.60	<b>\$55,611.60</b>
2021-EIPasoCO-S-1YG-00022			PT	402	PT	\$70,000.00	\$0.00	\$0.00	\$26,042.72	<b>\$96,042.72</b>
2021-EIPasoPD-S-1YG-00020			PT	402	PT	\$227,870.22	\$0.00	\$0.00	\$90,705.67	<b>\$318,575.89</b>
2021-EulesS-S-1YG-00014			PT	402	PT	\$50,995.00	\$0.00	\$0.00	\$13,065.95	<b>\$64,060.95</b>
2021-FBCoCP3-S-1YG-00120			PT	402	PT	\$19,532.25	\$0.00	\$0.00	\$5,050.46	<b>\$24,582.71</b>
2021-FBCoCP4-S-1YG-00023			PT	402	PT	\$19,705.00	\$0.00	\$0.00	\$5,167.38	<b>\$24,872.38</b>
2021-Fortworth-S-1YG-00036			PT	402	PT	\$202,997.46	\$0.00	\$0.00	\$50,901.39	<b>\$253,898.85</b>

TEXAS HIGHWAY SAFETY PLAN FOR FISCAL YEAR 2021  
Highway Safety Plan - Project Cross Reference

**Enforcement Projects**

<i>Planned Activity Name</i>	<i>Organization</i>	<i>#</i>	<i>PA</i>	<i>Fund</i>	<i>Source</i>	<i>Federal Funds</i>	<i>State Funding</i>	<i>Prog. Income</i>	<i>Local Match</i>	<i>Project Total</i>
2021-FriscoPD-S-1YG-00082			PT	402	PT	\$64,822.41	\$0.00	\$0.00	\$16,596.10	<b>\$81,418.51</b>
2021-GalCOSO-S-1YG-00097			PT	402	PT	\$11,567.84	\$0.00	\$0.00	\$3,034.05	<b>\$14,601.89</b>
2021-GalenaPD-S-1YG-00124			PT	402	PT	\$11,973.00	\$0.00	\$0.00	\$3,415.14	<b>\$15,388.14</b>
2021-Galveston-S-1YG-00098			PT	402	PT	\$42,988.31	\$0.00	\$0.00	\$13,928.21	<b>\$56,916.52</b>
2021-GarlandPD-S-1YG-00086			PT	402	PT	\$138,101.25	\$0.00	\$0.00	\$40,927.91	<b>\$179,029.16</b>
2021-GladewaterPD-S-1YG-00091			PT	402	PT	\$11,986.86	\$0.00	\$0.00	\$3,002.73	<b>\$14,989.59</b>
2021-GrandPra-S-1YG-00102			PT	402	PT	\$126,815.00	\$0.00	\$0.00	\$190,290.87	<b>\$317,105.87</b>
2021-GrapevinePD-S-1YG-00041			PT	402	PT	\$35,989.66	\$0.00	\$0.00	\$9,019.35	<b>\$45,009.01</b>
2021-HarkerHPD-S-1YG-00053			PT	402	PT	\$11,968.04	\$0.00	\$0.00	\$4,149.37	<b>\$16,117.41</b>
2021-Harlingen-S-1YG-00019			PT	402	PT	\$40,000.00	\$0.00	\$0.00	\$10,023.23	<b>\$50,023.23</b>
2021-Harris4-S-1YG-00127			PT	402	PT	\$50,682.63	\$0.00	\$0.00	\$28,993.74	<b>\$79,676.37</b>
2021-HarrisCo-S-1YG-00070			PT	402	PT	\$368,798.84	\$0.00	\$0.00	\$92,219.98	<b>\$461,018.82</b>
2021-HarrisonCoSO-S-1YG-00140			PT	402	PT	\$49,346.76	\$0.00	\$0.00	\$12,672.28	<b>\$62,019.04</b>
2021-HarrisP1-S-1YG-00002			PT	402	PT	\$67,944.55	\$0.00	\$0.00	\$18,236.09	<b>\$86,180.64</b>
2021-HarrisP2-S-1YG-00059			PT	402	PT	\$11,952.52	\$0.00	\$0.00	\$3,034.30	<b>\$14,986.82</b>
2021-HarrisP5-S-1YG-00113			PT	402	PT	\$11,989.38	\$0.00	\$0.00	\$3,457.70	<b>\$15,447.08</b>
2021-HawleyPD-S-1YG-00090			PT	402	PT	\$11,953.75	\$0.00	\$0.00	\$3,140.73	<b>\$15,094.48</b>
2021-HearnePD-S-1YG-00047			PT	402	PT	\$11,668.00	\$0.00	\$0.00	\$3,276.44	<b>\$14,944.44</b>
2021-HoustonPD-S-1YG-00013			PT	402	PT	\$999,999.92	\$0.00	\$0.00	\$342,366.39	<b>\$1,342,366.31</b>
2021-HumblePD-S-1YG-00101			PT	402	PT	\$11,979.36	\$0.00	\$0.00	\$3,236.00	<b>\$15,215.36</b>
2021-Irving-S-1YG-00045			PT	402	PT	\$140,998.29	\$0.00	\$0.00	\$67,435.57	<b>\$208,433.86</b>
2021-JacksonvIPD-S-1YG-00087			PT	402	PT	\$11,999.60	\$0.00	\$0.00	\$3,131.15	<b>\$15,130.75</b>
2021-JeffersonCoSO-S-1YG-00100			PT	402	PT	\$28,763.90	\$0.00	\$0.00	\$9,782.60	<b>\$38,546.50</b>
2021-KilleenPD-S-1YG-00114			PT	402	PT	\$54,952.80	\$0.00	\$0.00	\$15,647.79	<b>\$70,600.59</b>
2021-LakeWorthPD-S-1YG-00072			PT	402	PT	\$11,994.16	\$0.00	\$0.00	\$3,677.82	<b>\$15,671.98</b>
2021-LaPorte-S-1YG-00054			PT	402	PT	\$36,997.50	\$0.00	\$0.00	\$10,462.89	<b>\$47,460.39</b>
2021-LaredoPD-S-1YG-00011			PT	402	PT	\$109,998.99	\$0.00	\$0.00	\$34,099.69	<b>\$144,098.68</b>
2021-LaVillaPD-S-1YG-00132			PT	402	PT	\$10,000.00	\$0.00	\$0.00	\$2,500.00	<b>\$12,500.00</b>
2021-LewisvPD-S-1YG-00030			PT	402	PT	\$64,988.28	\$0.00	\$0.00	\$16,533.12	<b>\$81,521.40</b>
2021-LittleElmPD-S-1YG-00092			PT	402	PT	\$11,656.41	\$0.00	\$0.00	\$3,059.50	<b>\$14,715.91</b>

TEXAS HIGHWAY SAFETY PLAN FOR FISCAL YEAR 2021  
Highway Safety Plan - Project Cross Reference

Enforcement Projects											
Planned Activity Name	Organization	#	PA	Fund	Source	Federal Funds	State Funding	Prog. Income	Local Match	Project Total	
2021-Lockhart-S-1YG-00112			PT	402	PT	\$11,976.83	\$0.00	\$0.00	\$3,014.66	<b>\$14,991.49</b>	
2021-LongviPD-S-1YG-00122			PT	402	PT	\$45,996.00	\$0.00	\$0.00	\$11,790.68	<b>\$57,786.68</b>	
2021-ManorPD-S-1YG-00003			PT	402	PT	\$11,999.28	\$0.00	\$0.00	\$3,019.22	<b>\$15,018.50</b>	
2021-MarshallPD-S-1YG-00138			PT	402	PT	\$11,811.17	\$0.00	\$0.00	\$2,999.69	<b>\$14,810.86</b>	
2021-McAllenPD-S-1YG-00051			PT	402	PT	\$88,000.00	\$0.00	\$0.00	\$22,000.00	<b>\$110,000.00</b>	
2021-McKinney-S-1YG-00094			PT	402	PT	\$60,999.25	\$0.00	\$0.00	\$16,604.00	<b>\$77,603.25</b>	
2021-MerkelPD-S-1YG-00125			PT	402	PT	\$11,644.54	\$0.00	\$0.00	\$3,093.09	<b>\$14,737.63</b>	
2021-Mesquite-S-1YG-00099			PT	402	PT	\$40,988.27	\$0.00	\$0.00	\$10,251.84	<b>\$51,240.11</b>	
2021-Midland-S-1YG-00068			PT	402	PT	\$23,000.00	\$0.00	\$0.00	\$5,750.00	<b>\$28,750.00</b>	
2021-Mission-S-1YG-00026			PT	402	PT	\$45,989.00	\$0.00	\$0.00	\$11,541.93	<b>\$57,530.93</b>	
2021-MissouriPD-S-1YG-00017			PT	402	PT	\$30,720.00	\$0.00	\$0.00	\$7,772.40	<b>\$38,492.40</b>	
2021-MoCoP1Co-S-1YG-00065			PT	402	PT	\$10,936.50	\$0.00	\$0.00	\$2,841.57	<b>\$13,778.07</b>	
2021-MoCoP5Co-S-1YG-00039			PT	402	PT	\$11,962.06	\$0.00	\$0.00	\$3,055.27	<b>\$15,017.33</b>	
2021-MonahansPD-S-1YG-00008			PT	402	PT	\$11,937.87	\$0.00	\$0.00	\$3,070.79	<b>\$15,008.66</b>	
2021-MontgoSO-S-1YG-00040			PT	402	PT	\$95,325.50	\$0.00	\$0.00	\$23,879.06	<b>\$119,204.56</b>	
2021-MooreCoSO-S-1YG-00129			PT	402	PT	\$11,984.27	\$0.00	\$0.00	\$3,012.17	<b>\$14,996.44</b>	
2021-NewBraun-S-1YG-00123			PT	402	PT	\$54,757.76	\$0.00	\$0.00	\$15,050.21	<b>\$69,807.97</b>	
2021-NRichland-S-1YG-00009			PT	402	PT	\$30,956.04	\$0.00	\$0.00	\$7,830.49	<b>\$38,786.53</b>	
2021-Odessa-S-1YG-00067			PT	402	PT	\$21,956.73	\$0.00	\$0.00	\$5,504.74	<b>\$27,461.47</b>	
2021-PalestinePD-S-1YG-00142			PT	402	PT	\$11,900.81	\$0.00	\$0.00	\$3,214.48	<b>\$15,115.29</b>	
2021-PasadePD-S-1YG-00005			PT	402	PT	\$75,991.70	\$0.00	\$0.00	\$75,991.70	<b>\$151,983.39</b>	
2021-pearlaPD-S-1YG-00074			PT	402	PT	\$11,565.34	\$0.00	\$0.00	\$3,062.22	<b>\$14,627.56</b>	
2021-PecosPD-S-1YG-00043			PT	402	PT	\$11,995.91	\$0.00	\$0.00	\$3,221.25	<b>\$15,217.16</b>	
2021-PecosSO-S-1YG-00079			PT	402	PT	\$21,915.75	\$0.00	\$0.00	\$5,506.71	<b>\$27,422.46</b>	
2021-Pflugerville-S-1YG-00028			PT	402	PT	\$11,964.02	\$0.00	\$0.00	\$3,514.49	<b>\$15,478.51</b>	
2021-PharrPD-S-1YG-00015			PT	402	PT	\$11,969.00	\$0.00	\$0.00	\$3,881.44	<b>\$15,850.44</b>	
2021-PinehurstPD-S-1YG-00139			PT	402	PT	\$9,760.20	\$0.00	\$0.00	\$2,586.26	<b>\$12,346.46</b>	
2021-PlanoPD-S-1YG-00050			PT	402	PT	\$129,865.29	\$0.00	\$0.00	\$32,471.47	<b>\$162,336.75</b>	
2021-PortArthur-S-1YG-00064			PT	402	PT	\$24,636.75	\$0.00	\$0.00	\$7,579.01	<b>\$32,215.76</b>	
2021-PoteetPD-S-1YG-00144			PT	402	PT	\$11,974.41	\$0.00	\$0.00	\$3,112.06	<b>\$15,086.47</b>	

TEXAS HIGHWAY SAFETY PLAN FOR FISCAL YEAR 2021  
Highway Safety Plan - Project Cross Reference

**Enforcement Projects**

<i>Planned Activity Name</i>	<i>Organization</i>	<i>#</i>	<i>PA</i>	<i>Fund</i>	<i>Source</i>	<i>Federal Funds</i>	<i>State Funding</i>	<i>Prog. Income</i>	<i>Local Match</i>	<i>Project Total</i>
2021-ProsperPD-S-1YG-00131			PT	402	PT	\$12,000.00	\$0.00	\$0.00	\$3,012.16	<b>\$15,012.16</b>
2021-RichlandHillsPD-S-1YG-00061			PT	402	PT	\$11,999.80	\$0.00	\$0.00	\$3,105.53	<b>\$15,105.33</b>
2021-RosenbPD-S-1YG-00069			PT	402	PT	\$11,997.98	\$0.00	\$0.00	\$3,018.69	<b>\$15,016.67</b>
2021-RRCoSO-S-1YG-00034			PT	402	PT	\$11,937.88	\$0.00	\$0.00	\$3,155.31	<b>\$15,093.19</b>
2021-SanAntPD-S-1YG-00006			PT	402	PT	\$900,000.00	\$0.00	\$0.00	\$263,450.01	<b>\$1,163,450.00</b>
2021-SanJuanPD-S-1YG-00115			PT	402	PT	\$9,448.00	\$0.00	\$0.00	\$2,616.04	<b>\$12,064.04</b>
2021-SantaFe-S-1YG-00130			PT	402	PT	\$11,464.20	\$0.00	\$0.00	\$3,020.67	<b>\$14,484.87</b>
2021-SmithCoSO-S-1YG-00126			PT	402	PT	\$47,840.00	\$0.00	\$0.00	\$14,612.00	<b>\$62,452.00</b>
2021-SnyderPD-S-1YG-00128			PT	402	PT	\$11,959.22	\$0.00	\$0.00	\$3,270.24	<b>\$15,229.46</b>
2021-SouthlakePD-S-1YG-00062			PT	402	PT	\$30,991.15	\$0.00	\$0.00	\$10,128.87	<b>\$41,120.02</b>
2021-SplendoraPD-S-1YG-00121			PT	402	PT	\$10,990.78	\$0.00	\$0.00	\$3,462.46	<b>\$14,453.24</b>
2021-StaffdPD-S-1YG-00116			PT	402	PT	\$11,989.82	\$0.00	\$0.00	\$3,083.80	<b>\$15,073.62</b>
2021-Sugarland-S-1YG-00103			PT	402	PT	\$43,974.96	\$0.00	\$0.00	\$12,176.79	<b>\$56,151.75</b>
2021-TDPS-S-1YG-00089			PT	402	PT	\$499,598.27	\$0.00	\$0.00	\$124,899.57	<b>\$624,497.84</b>
2021-TexasCityPD-S-1YG-00029			PT	402	PT	\$20,964.52	\$0.00	\$0.00	\$20,964.52	<b>\$41,929.04</b>
2021-Tomgreen-S-1YG-00095			PT	402	PT	\$36,990.00	\$0.00	\$0.00	\$14,469.27	<b>\$51,459.27</b>
2021-Travis County SO-S-1YG-00027			PT	402	PT	\$74,344.29	\$0.00	\$0.00	\$27,627.10	<b>\$101,971.39</b>
2021-Tyler PD-S-1YG-00076			PT	402	PT	\$57,962.53	\$0.00	\$0.00	\$17,816.38	<b>\$75,778.91</b>
2021-VictoriaPD-S-1YG-00073			PT	402	PT	\$20,990.65	\$0.00	\$0.00	\$5,454.18	<b>\$26,444.83</b>
2021-WacoPD-S-1YG-00007			PT	402	PT	\$117,000.00	\$0.00	\$0.00	\$29,248.64	<b>\$146,248.64</b>
2021-WallerCOSO-S-1YG-00143			PT	402	PT	\$27,994.00	\$0.00	\$0.00	\$7,700.26	<b>\$35,694.26</b>
2021-WardCoSO-S-1YG-00141			PT	402	PT	\$10,800.00	\$0.00	\$0.00	\$2,927.98	<b>\$13,727.98</b>
2021-WeatherfordPD-S-1YG-00108			PT	402	PT	\$11,970.00	\$0.00	\$0.00	\$3,015.00	<b>\$14,985.00</b>
2021-WhartonPD-S-1YG-00077			PT	402	PT	\$11,752.80	\$0.00	\$0.00	\$3,136.75	<b>\$14,889.55</b>
2021-WichitaPD-S-1YG-00004			PT	402	PT	\$57,950.78	\$0.00	\$0.00	\$14,651.22	<b>\$72,602.00</b>
2021-WilliamsonCo-S-1YG-00056			PT	402	PT	\$27,712.23	\$0.00	\$0.00	\$6,943.18	<b>\$34,655.41</b>
2021-Willis PD-S-1YG-00109			PT	402	PT	\$11,969.44	\$0.00	\$0.00	\$3,046.22	<b>\$15,015.66</b>
2021-WWorthVPD-S-1YG-00018			PT	402	PT	\$12,012.00	\$0.00	\$0.00	\$3,155.04	<b>\$15,167.04</b>
2021-Wylie-S-1YG-00038			PT	402	PT	\$11,987.88	\$0.00	\$0.00	\$3,036.04	<b>\$15,023.92</b>
<b>Subtotals</b>			# of Projects: 128			\$9,438,235.72	\$0.00	\$0.00	\$2,971,919.5	<b>\$12,410,155.30</b>

TEXAS HIGHWAY SAFETY PLAN FOR FISCAL YEAR 2021

**Highway Safety Plan - Project Cross Reference**

**Enforcement Projects**

<i>Planned Activity Name</i>	<i>Organization</i>	<i>#</i>	<i>PA</i>	<i>Fund</i>	<i>Source</i>	<i>Federal Funds</i>	<i>State Funding</i>	<i>Prog. Income</i>	<i>Local Match</i>	<i>Project Total</i>
						<i>Federal Funds</i>	<i>State Funding</i>	<i>Prog. Income</i>	<i>Local Match</i>	<i>Project Total</i>
<b>Enforcement Task Summary</b>		# Projects:	293			\$14,394,707.74	\$0.00	\$0.00	\$5,235,883.75	<b>\$19,630,591.49</b>

TEXAS HIGHWAY SAFETY PLAN FOR FISCAL YEAR 2021  
*Highway Safety Plan - Project Cross Reference*

Evaluation Projects										
<i>Planned Activity Name</i>	<i>Organization</i>	<i>#</i>	<i>PA</i>	<i>Fund</i>	<i>Source</i>	<i>Federal Funds</i>	<i>State Funding</i>	<i>Prog. Income</i>	<i>Local Match</i>	<i>Project Total</i>
2021-TDPS-G-1YG-0107			TR	405C	M3DA	\$1,000,391.37	\$0.00	\$0.00	\$333,463.78	<b>\$1,333,855.15</b>
2021-TDSHS-IS-G-1YG-0113			TR	405C	M3DA	\$957,960.05	\$0.00	\$0.00	\$245,114.80	<b>\$1,203,074.85</b>
2021-TMPA-G-1YG-0016			TR	405C	M3DA	\$902,043.09	\$0.00	\$0.00	\$236,516.00	<b>\$1,138,559.09</b>
2021-TST-G-1YG-0124			AL	402	AL	\$200,000.00	\$0.00	\$0.00	\$66,667.60	<b>\$266,667.60</b>
2021-TTI-G-1YG-0034			PS	402	PS	\$120,000.00	\$0.00	\$0.00	\$30,016.13	<b>\$150,016.13</b>
2021-TTI-G-1YG-0035			TR	405C	M3DA	\$104,216.09	\$0.00	\$0.00	\$26,069.07	<b>\$130,285.16</b>
2021-TTI-G-1YG-0058			AL	405D	M5BAC	\$88,834.24	\$0.00	\$0.00	\$22,228.43	<b>\$111,062.67</b>
2021-TTI-G-1YG-0068			AL	402	AL	\$310,000.00	\$0.00	\$0.00	\$77,558.05	<b>\$387,558.05</b>
2021-TTI-G-1YG-0071			DE	402	DE	\$30,423.75	\$0.00	\$0.00	\$7,612.13	<b>\$38,035.88</b>
2021-TTI-G-1YG-0073			OP	402	OP	\$100,000.00	\$0.00	\$0.00	\$25,000.00	<b>\$125,000.00</b>
2021-TTI-G-1YG-0074			DE	402	DE	\$61,855.00	\$0.00	\$0.00	\$15,472.28	<b>\$77,327.28</b>
2021-TTI-G-1YG-0075			DE	402	DE	\$79,950.00	\$0.00	\$0.00	\$19,999.14	<b>\$99,949.14</b>
2021-TTI-G-1YG-0076			OP	402	OP	\$81,627.00	\$0.00	\$0.00	\$20,418.72	<b>\$102,045.72</b>
2021-TTI-G-1YG-0077			OP	402	OP	\$400,000.00	\$0.00	\$0.00	\$100,000.00	<b>\$500,000.00</b>
2021-TTI-G-1YG-0078			OP	402	OP	\$35,000.00	\$0.00	\$0.00	\$8,754.03	<b>\$43,754.03</b>
2021-TTI-G-1YG-0079			OP	402	OP	\$41,055.00	\$0.00	\$0.00	\$10,267.65	<b>\$51,322.65</b>
2021-UTMBG-G-1YG-0100			AL	402	AL	\$97,338.79	\$0.00	\$0.00	\$30,237.75	<b>\$127,576.54</b>

**Evaluation Task Summary**

# Projects: 17

<i>Federal Funds</i>	<i>State Funding</i>	<i>Prog. Income</i>	<i>Local Match</i>	<i>Project Total</i>
\$4,610,694.38	\$0.00	\$0.00	\$1,275,395.56	<b>\$5,886,089.94</b>

TEXAS HIGHWAY SAFETY PLAN FOR FISCAL YEAR 2021  
**Highway Safety Plan - Project Cross Reference**

**Program Management Projects**

<i>Planned Activity Name</i>	<i>Organization</i>	<i>#</i>	<i>PA</i>	<i>Fund</i>	<i>Source</i>	<i>Federal Funds</i>	<i>State Funding</i>	<i>Prog. Income</i>	<i>Local Match</i>	<i>Project Total</i>
2021-BeeHive-G-1YG-0211			DE	402	DE	\$150,000.00	\$0.00	\$0.00	\$0.00	<b>\$150,000.00</b>
2021-CRIS-G-1YG-0209			TR	405C	M3DA	\$1,375,000.00	\$0.00	\$0.00	\$0.00	<b>\$1,375,000.00</b>
2021-CRIS-G-1YG-0210			TR	State	State	\$0.00	\$2,800,000.00	\$0.00	\$0.00	<b>\$2,800,000.00</b>
2021-TxDOT-G-1YG-0198			PA	State	State	\$0.00	\$55,000.00	\$0.00	\$0.00	<b>\$55,000.00</b>
2021-TxDOT-G-1YG-0199			PA	402	PA	\$25,000.00	\$0.00	\$0.00	\$0.00	<b>\$25,000.00</b>
2021-TxDOT-G-1YG-0201			PA	402	PA	\$575,000.00	\$0.00	\$0.00	\$0.00	<b>\$575,000.00</b>
2021-TxDOT-G-1YG-0202			PA	State	State	\$0.00	\$4,414,000.00	\$0.00	\$0.00	<b>\$4,414,000.00</b>

		<i>Federal Funds</i>	<i>State Funding</i>	<i>Prog. Income</i>	<i>Local Match</i>	<i>Project Total</i>
<b>Program Management Task Summary</b>	<i># Projects:</i> 7	\$2,125,000.00	\$7,269,000.00	\$0.00	\$0.00	<b>\$9,394,000.00</b>



TEXAS HIGHWAY SAFETY PLAN FOR FISCAL YEAR 2021  
Highway Safety Plan - Project Cross Reference

**Public Information Campaigns Projects**

<i>Planned Activity Name</i>	<i>Organization</i>	<i>#</i>	<i>PA</i>	<i>Fund</i>	<i>Source</i>	<i>Federal Funds</i>	<i>State Funding</i>	<i>Prog. Income</i>	<i>Local Match</i>	<i>Project Total</i>
2021-AustinEM-G-1YG-0140			OP	402	OP	\$124,964.00	\$0.00	\$0.00	\$38,450.00	<b>\$163,414.00</b>
2021-AustinTD-G-1YG-0094			PS	402	PS	\$182,078.00	\$0.00	\$0.00	\$47,747.00	<b>\$229,825.00</b>
2021-DCMCCT-G-1YG-0020			OP	402	OP	\$199,500.00	\$0.00	\$0.00	\$119,731.10	<b>\$319,231.10</b>
2021-DrisHosp-G-1YG-0122			OP	402	OP	\$237,636.45	\$0.00	\$0.00	\$170,898.83	<b>\$408,535.28</b>
2021-ESCVI-G-1YG-0011			PS	402	PS	\$51,783.17	\$0.00	\$0.00	\$17,269.40	<b>\$69,052.57</b>
2021-ESCVI-G-1YG-0014			DE	402	DE	\$63,068.84	\$0.00	\$0.00	\$21,030.20	<b>\$84,099.04</b>
2021-Ghisallo-G-1YG-0167			PS	402	PS	\$149,659.65	\$0.00	\$0.00	\$49,902.62	<b>\$199,562.27</b>
2021-Ghisallo-G-1YG-0168			PS	402	PS	\$105,000.00	\$0.00	\$0.00	\$26,269.60	<b>\$131,269.60</b>
2021-HCEC-G-1YG-0102			PS	402	PS	\$12,029.40	\$0.00	\$0.00	\$5,393.23	<b>\$17,422.63</b>
2021-LubbockP-G-1YG-0174			PS	402	PS	\$27,554.80	\$0.00	\$5,600.00	\$11,678.16	<b>\$44,832.96</b>
2021-MHH-G-1YG-0015			DE	402	DE	\$73,496.90	\$0.00	\$0.00	\$55,029.06	<b>\$128,525.96</b>
2021-PEERS-G-1YG-0156			DE	402	DE	\$19,168.88	\$0.00	\$0.00	\$19,168.48	<b>\$38,337.36</b>
2021-TCH-G-1YG-0083			OP	402	OP	\$231,000.00	\$0.00	\$0.00	\$379,244.23	<b>\$610,244.23</b>
2021-TCH-G-1YG-0084			PS	402	PS	\$93,250.00	\$0.00	\$0.00	\$66,338.77	<b>\$159,588.77</b>
2021-TDSHS-G-1YG-0108			OP	405B	M1PE	\$550,000.00	\$0.00	\$0.00	\$519,502.04	<b>\$1,069,502.04</b>
2021-Texas Ag-G-1YG-0086			OP	402	OP	\$549,978.74	\$0.00	\$0.00	\$296,543.69	<b>\$846,522.43</b>
2021-Texas Ag-G-1YG-0087			AL	402	AL	\$645,735.25	\$0.00	\$0.00	\$226,893.86	<b>\$872,629.11</b>
2021-Texas Ag-G-1YG-0088			SA	402	SA	\$188,992.00	\$0.00	\$0.00	\$65,600.00	<b>\$254,592.00</b>
2021-TMCEC-G-1YG-0023			DE	402	DE	\$330,750.00	\$0.00	\$0.00	\$102,576.04	<b>\$433,326.04</b>
2021-Travis C-G-1YG-0019			AL	402	AL	\$192,053.39	\$0.00	\$0.00	\$234,792.81	<b>\$426,846.20</b>
2021-TST-G-1YG-0155			AL	405D	M5OT	\$389,550.00	\$0.00	\$0.00	\$129,856.00	<b>\$519,406.00</b>
2021-TTI-G-1YG-0030			MC	402	MC	\$99,300.00	\$0.00	\$0.00	\$24,833.85	<b>\$124,133.85</b>
2021-TTI-G-1YG-0037			DE	402	DE	\$774,999.99	\$0.00	\$0.00	\$258,514.92	<b>\$1,033,514.91</b>
2021-TTI-G-1YG-0040			PS	405H	FHPE	\$149,582.83	\$0.00	\$0.00	\$37,408.49	<b>\$186,991.32</b>
2021-TTI-G-1YG-0044			PS	402	PS	\$131,563.06	\$0.00	\$0.00	\$32,915.97	<b>\$164,479.03</b>
2021-TTI-G-1YG-0047			DE	402	DE	\$105,000.00	\$0.00	\$0.00	\$26,270.55	<b>\$131,270.55</b>
2021-TTI-G-1YG-0049			PS	402	PS	\$109,990.07	\$0.00	\$0.00	\$27,511.26	<b>\$137,501.33</b>
2021-TTI-G-1YG-0051			MC	402	MC	\$315,000.00	\$0.00	\$0.00	\$78,780.63	<b>\$393,780.63</b>
2021-TTI-G-1YG-0054			PS	402	PS	\$199,999.99	\$0.00	\$0.00	\$50,028.06	<b>\$250,028.05</b>
2021-TTI-G-1YG-0055			AL	402	AL	\$367,500.00	\$0.00	\$0.00	\$122,535.64	<b>\$490,035.64</b>

TEXAS HIGHWAY SAFETY PLAN FOR FISCAL YEAR 2021  
Highway Safety Plan - Project Cross Reference

**Public Information Campaigns Projects**

<i>Planned Activity Name</i>	<i>Organization</i>	<i>#</i>	<i>PA</i>	<i>Fund</i>	<i>Source</i>	<i>Federal Funds</i>	<i>State Funding</i>	<i>Prog. Income</i>	<i>Local Match</i>	<i>Project Total</i>
2021-TTI-G-1YG-0062			PS	405H	FHPE	\$114,350.35	\$0.00	\$0.00	\$28,598.01	<b>\$142,948.36</b>
2021-TTI-G-1YG-0065			MC	402	MC	\$51,650.91	\$0.00	\$0.00	\$12,922.75	<b>\$64,573.66</b>
2021-TxDOT-G-1YG-0193			AL	State	State	\$0.00	\$300,000.00	\$0.00	\$0.00	<b>\$300,000.00</b>
2021-TxDOT-G-1YG-0194			PS	405H	FHPE	\$1,500,000.00	\$0.00	\$0.00	\$1,500,000.0	<b>\$3,000,000.00</b>
2021-TxDOT-G-1YG-0197			AL	405D	M5PEM	\$3,265,000.00	\$0.00	\$0.00	\$3,143,527.4	<b>\$6,408,527.49</b>
2021-TxDOT-G-1YG-0203			RS	State	State	\$0.00	\$2,671,000.00	\$0.00	\$2,671,000.0	<b>\$5,342,000.00</b>
2021-TxDOT-G-1YG-0204			DE	402	DE	\$1,200,000.00	\$0.00	\$0.00	\$1,200,000.0	<b>\$2,400,000.00</b>
2021-TxDOT-G-1YG-0205			MC	405F	M11X	\$385,000.00	\$0.00	\$0.00	\$385,000.00	<b>\$770,000.00</b>
2021-TxDOT-G-1YG-0206			MC	State	State	\$0.00	\$265,000.00	\$0.00	\$265,000.00	<b>\$530,000.00</b>
2021-TxDOT-G-1YG-0207			OP	405B	M1PE	\$700,000.00	\$0.00	\$0.00	\$175,000.00	<b>\$875,000.00</b>
2021-TxDOT-G-1YG-0208			OP	405B	M1PE	\$1,100,000.00	\$0.00	\$0.00	\$275,000.00	<b>\$1,375,000.00</b>
2021-TxDOT-G-1YG-0212			PS	402	PS	\$750,000.00	\$0.00	\$0.00	\$750,000.00	<b>\$1,500,000.00</b>
2021-TxDOT-G-1YG-0216			OP	405B	M1PE	\$1,600,000.00	\$0.00	\$0.00	\$400,000.00	<b>\$2,000,000.00</b>
2021-TxHSTF-G-1YG-0126			OP	State	State	\$0.00	\$25,179.28	\$0.00	\$10,085.13	<b>\$35,264.41</b>
2021-TxOpLife-G-1YG-0182			RH	402	RH	\$77,597.00	\$0.00	\$0.00	\$33,388.50	<b>\$110,985.50</b>
2021-WISH-G-1YG-0137			OP	402	OP	\$72,450.00	\$0.00	\$0.00	\$33,293.97	<b>\$105,743.97</b>
TBD			DE	402	DE	\$288,750.00	\$0.00	\$0.00	\$72,187.50	<b>\$360,937.50</b>
TBD			AL	402	AL	\$270,000.00	\$0.00	\$0.00	\$67,500.00	<b>\$337,500.00</b>
TBD			OP	402	OP	\$335,000.00	\$0.00	\$0.00	\$83,750.00	<b>\$418,750.00</b>

		<i>Federal Funds</i>	<i>State Funding</i>	<i>Prog. Income</i>	<i>Local Match</i>	<i>Project Total</i>
<b>Public Information Campaigns Task Summary</b>	<i># Projects:</i> 49	\$18,379,983.67	\$3,261,179.28	\$5,600.00	\$14,368,967.84	<b>\$36,015,730.79</b>

TEXAS HIGHWAY SAFETY PLAN FOR FISCAL YEAR 2021  
Highway Safety Plan - Project Cross Reference

## Training Projects

Planned Activity Name	Organization	#	PA	Fund	Source	Federal Funds	State Funding	Prog. Income	Local Match	Project Total
2021-ESCVI-G-1YG-0009			AL	405D	M5TR	\$85,716.75	\$0.00	\$0.00	\$28,603.00	<b>\$114,319.75</b>
2021-ESCVI-G-1YG-0010			SB	402	SB	\$104,872.05	\$0.00	\$0.00	\$35,073.00	<b>\$139,945.05</b>
2021-ESCVI-G-1YG-0013			DE	402	DE	\$93,694.64	\$0.00	\$0.00	\$31,860.00	<b>\$125,554.64</b>
2021-IADLEST-G-1YG-0144			PT	402	PT	\$104,976.25	\$0.00	\$0.00	\$26,388.00	<b>\$131,364.25</b>
2021-IADLEST-G-1YG-0151			TR	402	TR	\$394,972.58	\$0.00	\$0.00	\$98,763.00	<b>\$493,735.58</b>
2021-MADD-G-1YG-0007			AL	405D	M5OT	\$724,999.50	\$0.00	\$0.00	\$265,036.12	<b>\$990,035.62</b>
2021-NSC-G-1YG-0091			DE	402	DE	\$399,999.99	\$0.00	\$0.00	\$109,090.63	<b>\$509,090.62</b>
2021-NSC-G-1YG-0092			AL	405D	M5TR	\$180,000.00	\$0.00	\$0.00	\$46,798.95	<b>\$226,798.95</b>
2021-SHSU-G-1YG-0028			AL	405D	M5CS	\$649,999.49	\$0.00	\$0.00	\$195,386.84	<b>\$845,386.33</b>
2021-SHSU-G-1YG-0132			AL	405D	M5CS	\$85,637.38	\$0.00	\$0.00	\$28,681.86	<b>\$114,319.24</b>
2021-SHSU-G-1YG-0149			AL	405D	M5TR	\$199,998.55	\$0.00	\$0.00	\$51,861.83	<b>\$251,860.38</b>
2021-TAC-G-1YG-0104			AL	405D	M5CS	\$199,497.14	\$0.00	\$0.00	\$54,516.97	<b>\$254,014.11</b>
2021-TCJ-G-1YG-0114			AL	405D	M5CS	\$734,945.95	\$0.00	\$0.00	\$628,965.77	<b>\$1,363,911.72</b>
2021-TDCAA-G-1YG-0085			AL	405D	M5CS	\$696,280.06	\$0.00	\$0.00	\$305,489.64	<b>\$1,001,769.70</b>
2021-TEEXESTI-G-1YG-0134			EM	402	EM	\$324,989.22	\$0.00	\$0.00	\$726,191.62	<b>\$1,051,180.84</b>
2021-TJCTC-G-1YG-0119			AL	402	AL	\$154,657.38	\$0.00	\$0.00	\$38,816.29	<b>\$193,473.67</b>
2021-TMCEC-G-1YG-0022			AL	402	AL	\$472,131.34	\$0.00	\$12,000.00	\$143,895.53	<b>\$628,026.87</b>
2021-TMPA-G-1YG-0002			AL	405D	M5CS	\$575,000.00	\$0.00	\$0.00	\$200,538.00	<b>\$775,538.00</b>
2021-TMPA-G-1YG-0004			AL	405D	M5CS	\$450,000.00	\$0.00	\$0.00	\$156,999.96	<b>\$606,999.96</b>
2021-TMPA-G-1YG-0005			PT	402	PT	\$949,999.81	\$0.00	\$0.00	\$237,540.00	<b>\$1,187,539.81</b>
2021-TMPA-G-1YG-0017			AL	402	AL	\$159,937.89	\$0.00	\$0.00	\$58,195.30	<b>\$218,133.19</b>
2021-TST-G-1YG-0111			AL	405D	M5CS	\$207,906.75	\$0.00	\$0.00	\$69,302.90	<b>\$277,209.65</b>
2021-TST-G-1YG-0121			AL	405D	M5TR	\$367,500.00	\$0.00	\$0.00	\$122,518.50	<b>\$490,018.50</b>
2021-TTI-G-1YG-0042			PS	405H	FHTR	\$122,215.99	\$0.00	\$0.00	\$30,582.04	<b>\$152,798.03</b>
2021-TTI-G-1YG-0064			TR	405C	M3DA	\$108,223.81	\$0.00	\$0.00	\$27,068.38	<b>\$135,292.19</b>
2021-TTI-G-1YG-0066			AL	402	AL	\$76,791.84	\$0.00	\$0.00	\$19,207.26	<b>\$95,999.10</b>
2021-TTI-G-1YG-0067			AL	405D	M5II	\$225,000.00	\$0.00	\$0.00	\$56,279.51	<b>\$281,279.51</b>
2021-TTI-G-1YG-0069			PS	405H	FHTR	\$351,549.90	\$0.00	\$0.00	\$87,916.93	<b>\$439,466.83</b>
2021-TTI-G-1YG-0072			OP	402	OP	\$131,785.50	\$0.00	\$25,000.00	\$22,915.00	<b>\$179,700.50</b>
2021-TTI-G-1YG-0095			PA	402	PA	\$64,784.10	\$0.00	\$60,000.00	\$30,606.08	<b>\$155,390.18</b>

TEXAS HIGHWAY SAFETY PLAN FOR FISCAL YEAR 2021

**Highway Safety Plan - Project Cross Reference**

**Training Projects**

<i>Planned Activity Name</i>	<i>Organization</i>	<i>#</i>	<i>PA</i>	<i>Fund</i>	<i>Source</i>	<i>Federal Funds</i>	<i>State Funding</i>	<i>Prog. Income</i>	<i>Local Match</i>	<i>Project Total</i>
2021-UTatArli-G-1YG-0129			RS	402	RS	\$324,749.39	\$0.00	\$0.00	\$84,642.67	<b>\$409,392.06</b>

**Training Task Summary**

<i>Federal Funds</i>	<i>State Funding</i>	<i>Prog. Income</i>	<i>Local Match</i>	<i>Project Total</i>
\$9,722,813.25	\$0.00	\$97,000.00	\$4,019,731.58	<b>\$13,839,544.83</b>

# Projects: 31

## Summary of 405 Application

**NATIONAL PRIORITY SAFETY PROGRAM INCENTIVE GRANTS - The State applied for the following incentive grants:**

- 405(b) Occupant Protection: Yes
- 405(c) State Traffic Safety Information System Improvements: Yes
- 405(d) Impaired Driving Countermeasures: Yes
- 405(d) Alcohol-Ignition Interlock Law: No
- 405(d) 24-7 Sobriety Programs: No
- 405(e) Distracted Driving: No
- 405(f) Motorcyclist Safety Grants: Yes
- 405(g) State Graduated Driver Licensing Incentive: No
- 405(h) Nonmotorized Safety: Yes
- 1906 Racial Profiling Data Collection: No

## TEXAS HIGHWAY SAFETY PLAN FOR FISCAL YEAR 2021

**Appendix A to Part 1300 – Certifications and Assurances for Fiscal Year 2021 Highway Safety Grants (23 U.S.C. Chapter 4; Sec. 1906, Pub. L. 109-59, As Amended By Sec. 4011, Pub. L. 114-94)**

*[Each fiscal year, the Governor's Representative for Highway Safety must sign these Certifications and Assurances affirming that the State complies with all requirements, including applicable Federal statutes and regulations, that are in effect during the grant period. Requirements that also apply to subrecipients are noted under the applicable caption.]*

State: Texas

Fiscal Year: 2021

**By submitting an application for Federal grant funds under 23 U.S.C. Chapter 4 or Section 1906, the State Highway Safety Office acknowledges and agrees to the following conditions and requirements. In my capacity as the Governor's Representative for Highway Safety, I hereby provide the following Certifications and Assurances:**

**GENERAL REQUIREMENTS**

The State will comply with applicable statutes and regulations, including but not limited to:

- 23 U.S.C. Chapter 4 – Highway Safety Act of 1966, as amended
- Sec. 1906, Pub. L. 109-59, as amended by Sec. 4011, Pub. L. 114-94
- 23 CFR part 1300 – Uniform Procedures for State Highway Safety Grant Programs
- 2 CFR part 200 – Uniform Administrative Requirements, Cost Principles, and Audit Requirements for Federal Awards
- 2 CFR part 1201 – Department of Transportation, Uniform Administrative Requirements, Cost Principles, and Audit Requirements for Federal Awards

**INTERGOVERNMENTAL REVIEW OF FEDERAL PROGRAMS**

The State has submitted appropriate documentation for review to the single point of contact designated by the Governor to review Federal programs, as required by Executive Order 12372 (Intergovernmental Review of Federal Programs).

**FEDERAL FUNDING ACCOUNTABILITY AND TRANSPARENCY ACT (FFATA)**

The State will comply with FFATA guidance, OMB Guidance on FFATA Subaward and Executive Compensation Reporting, August 27, 2010, ([https://www.fsrs.gov/documents/OMB\\_Guidance\\_on\\_FFATA\\_Subaward\\_and\\_Executive\\_Compensation\\_Reporting\\_08272010.pdf](https://www.fsrs.gov/documents/OMB_Guidance_on_FFATA_Subaward_and_Executive_Compensation_Reporting_08272010.pdf)) by reporting to FSRS.gov for each sub-grant awarded:

- Name of the entity receiving the award;
- Amount of the award;

## TEXAS HIGHWAY SAFETY PLAN FOR FISCAL YEAR 2021

- Information on the award including transaction type, funding agency, the North American Industry Classification System code or Catalog of Federal Domestic Assistance number (where applicable), program source;
- Location of the entity receiving the award and the primary location of performance under the award, including the city, State, congressional district, and country; and an award title descriptive of the purpose of each funding action;
- A unique identifier (DUNS);
- The names and total compensation of the five most highly compensated officers of the entity if:
  - (i) the entity in the preceding fiscal year received—
    - (I) 80 percent or more of its annual gross revenues in Federal awards;
    - (II) \$25,000,000 or more in annual gross revenues from Federal awards; and
  - (ii) the public does not have access to information about the compensation of the senior executives of the entity through periodic reports filed under section 13(a) or 15(d) of the Securities Exchange Act of 1934 (15 U.S.C. 78m(a), 78o(d)) or section 6104 of the Internal Revenue Code of 1986;
- Other relevant information specified by OMB guidance.

**NONDISCRIMINATION****(applies to subrecipients as well as States)**

The State highway safety agency will comply with all Federal statutes and implementing regulations relating to nondiscrimination (“Federal Nondiscrimination Authorities”). These include but are not limited to:

- **Title VI of the Civil Rights Act of 1964** (42 U.S.C. 2000d *et seq.*, 78 stat. 252), (prohibits discrimination on the basis of race, color, national origin) and 49 CFR part 21;
- **The Uniform Relocation Assistance and Real Property Acquisition Policies Act** of 1970, (42 U.S.C. 4601), (prohibits unfair treatment of persons displaced or whose property has been acquired because of Federal or Federal-aid programs and projects);
- **Federal-Aid Highway Act of 1973**, (23 U.S.C. 324 *et seq.*), **and Title IX of the Education Amendments of 1972**, as amended (20 U.S.C. 1681-1683 and 1685-1686) (prohibit discrimination on the basis of sex);
- **Section 504 of the Rehabilitation Act of 1973**, (29 U.S.C. 794 *et seq.*), as amended, (prohibits discrimination on the basis of disability) and 49 CFR part 27;
- **The Age Discrimination Act of 1975**, as amended, (42 U.S.C. 6101 *et seq.*), (prohibits discrimination on the basis of age);
- **The Civil Rights Restoration Act of 1987**, (Pub. L. 100-209), (broadens scope, coverage and applicability of Title VI of the Civil Rights Act of 1964, The Age Discrimination Act of 1975 and Section 504 of the Rehabilitation Act of 1973, by expanding the definition of the terms "programs or activities" to include all of the programs or activities of the Federal aid recipients, subrecipients and contractors, whether such programs or activities are Federally-funded or not);
- **Titles II and III of the Americans with Disabilities Act** (42 U.S.C. 12131-12189) (prohibits discrimination on the basis of disability in the operation of public entities,

## TEXAS HIGHWAY SAFETY PLAN FOR FISCAL YEAR 2021

public and private transportation systems, places of public accommodation, and certain testing) and 49 CFR parts 37 and 38;

- **Executive Order 12898, Federal Actions to Address Environmental Justice in Minority Populations and Low-Income Populations** (prevents discrimination against minority populations by discouraging programs, policies, and activities with disproportionately high and adverse human health or environmental effects on minority and low-income populations); and
- **Executive Order 13166, Improving Access to Services for Persons with Limited English Proficiency** (guards against Title VI national origin discrimination/discrimination because of limited English proficiency (LEP) by ensuring that funding recipients take reasonable steps to ensure that LEP persons have meaningful access to programs (70 FR 74087-74100)).

The State highway safety agency—

- Will take all measures necessary to ensure that no person in the United States shall, on the grounds of race, color, national origin, disability, sex, age, limited English proficiency, or membership in any other class protected by Federal Nondiscrimination Authorities, be excluded from participation in, be denied the benefits of, or be otherwise subjected to discrimination under any of its programs or activities, so long as any portion of the program is Federally-assisted;
- Will administer the program in a manner that reasonably ensures that any of its subrecipients, contractors, subcontractors, and consultants receiving Federal financial assistance under this program will comply with all requirements of the Non-Discrimination Authorities identified in this Assurance;
- Agrees to comply (and require its subrecipients, contractors, subcontractors, and consultants to comply) with all applicable provisions of law or regulation governing US DOT's or NHTSA's access to records, accounts, documents, information, facilities, and staff, and to cooperate and comply with any program or compliance reviews, and/or complaint investigations conducted by US DOT or NHTSA under any Federal Nondiscrimination Authority;
- Acknowledges that the United States has a right to seek judicial enforcement with regard to any matter arising under these Non-Discrimination Authorities and this Assurance;
- Agrees to insert in all contracts and funding agreements with other State or private entities the following clause:

“During the performance of this contract/funding agreement, the contractor/funding recipient agrees—

- a. To comply with all Federal nondiscrimination laws and regulations, as may be amended from time to time;



## TEXAS HIGHWAY SAFETY PLAN FOR FISCAL YEAR 2021

- b. Not to participate directly or indirectly in the discrimination prohibited by any Federal non-discrimination law or regulation, as set forth in appendix B of 49 CFR part 21 and herein;
- c. To permit access to its books, records, accounts, other sources of information, and its facilities as required by the State highway safety office, US DOT or NHTSA;
- d. That, in event a contractor/funding recipient fails to comply with any nondiscrimination provisions in this contract/funding agreement, the State highway safety agency will have the right to impose such contract/agreement sanctions as it or NHTSA determine are appropriate, including but not limited to withholding payments to the contractor/funding recipient under the contract/agreement until the contractor/funding recipient complies; and/or cancelling, terminating, or suspending a contract or funding agreement, in whole or in part; and
- e. To insert this clause, including paragraphs (a) through (e), in every subcontract and subagreement and in every solicitation for a subcontract or sub-agreement, that receives Federal funds under this program.

**THE DRUG-FREE WORKPLACE ACT OF 1988 (41 U.S.C. 8103)**

The State will provide a drug-free workplace by:

- a. Publishing a statement notifying employees that the unlawful manufacture, distribution, dispensing, possession or use of a controlled substance is prohibited in the grantee's workplace and specifying the actions that will be taken against employees for violation of such prohibition;
- b. Establishing a drug-free awareness program to inform employees about:
  - 1. The dangers of drug abuse in the workplace;
  - 2. The grantee's policy of maintaining a drug-free workplace;
  - 3. Any available drug counseling, rehabilitation, and employee assistance programs;
  - 4. The penalties that may be imposed upon employees for drug violations occurring in the workplace;
  - 5. Making it a requirement that each employee engaged in the performance of the grant be given a copy of the statement required by paragraph (a);
- c. Notifying the employee in the statement required by paragraph (a) that, as a condition of employment under the grant, the employee will –
  - 1. Abide by the terms of the statement;
  - 2. Notify the employer of any criminal drug statute conviction for a violation occurring in the workplace no later than five days after such conviction;
- d. Notifying the agency within ten days after receiving notice under subparagraph (c)(2) from an employee or otherwise receiving actual notice of such conviction;

## TEXAS HIGHWAY SAFETY PLAN FOR FISCAL YEAR 2021

- e. Taking one of the following actions, within 30 days of receiving notice under subparagraph (c)(2), with respect to any employee who is so convicted –
  - 1. Taking appropriate personnel action against such an employee, up to and including termination;
  - 2. Requiring such employee to participate satisfactorily in a drug abuse assistance or rehabilitation program approved for such purposes by a Federal, State, or local health, law enforcement, or other appropriate agency;
- f. Making a good faith effort to continue to maintain a drug-free workplace through implementation of all of the paragraphs above.

**POLITICAL ACTIVITY (HATCH ACT)**  
**(applies to subrecipients as well as States)**

The State will comply with provisions of the Hatch Act (5 U.S.C. 1501-1508), which limits the political activities of employees whose principal employment activities are funded in whole or in part with Federal funds.

**CERTIFICATION REGARDING FEDERAL LOBBYING**  
**(applies to subrecipients as well as States)**

Certification for Contracts, Grants, Loans, and Cooperative Agreements

The undersigned certifies, to the best of his or her knowledge and belief, that:

1. No Federal appropriated funds have been paid or will be paid, by or on behalf of the undersigned, to any person for influencing or attempting to influence an officer or employee of any agency, a Member of Congress, an officer or employee of Congress, or an employee of a Member of Congress in connection with the awarding of any Federal contract, the making of any Federal grant, the making of any Federal loan, the entering into of any cooperative agreement, and the extension, continuation, renewal, amendment, or modification of any Federal contract, grant, loan, or cooperative agreement;
2. If any funds other than Federal appropriated funds have been paid or will be paid to any person for influencing or attempting to influence an officer or employee of any agency, a Member of Congress, an officer or employee of Congress, or an employee of a Member of Congress in connection with this Federal contract, grant, loan, or cooperative agreement, the undersigned shall complete and submit Standard Form-LLL, "Disclosure Form to Report Lobbying," in accordance with its instructions;
3. The undersigned shall require that the language of this certification be included in the award documents for all sub-award at all tiers (including subcontracts, subgrants, and contracts under grant, loans, and cooperative agreements) and that all subrecipients shall certify and disclose accordingly.

## TEXAS HIGHWAY SAFETY PLAN FOR FISCAL YEAR 2021

This certification is a material representation of fact upon which reliance was placed when this transaction was made or entered into. Submission of this certification is a prerequisite for making or entering into this transaction imposed by section 1352, title 31, U.S. Code. Any person who fails to file the required certification shall be subject to a civil penalty of not less than \$10,000 and not more than \$100,000 for each such failure.

**RESTRICTION ON STATE LOBBYING**  
**(applies to subrecipients as well as States)**

None of the funds under this program will be used for any activity specifically designed to urge or influence a State or local legislator to favor or oppose the adoption of any specific legislative proposal pending before any State or local legislative body. Such activities include both direct and indirect (e.g., "grassroots") lobbying activities, with one exception. This does not preclude a State official whose salary is supported with NHTSA funds from engaging in direct communications with State or local legislative officials, in accordance with customary State practice, even if such communications urge legislative officials to favor or oppose the adoption of a specific pending legislative proposal.

**CERTIFICATION REGARDING DEBARMENT AND SUSPENSION**  
**(applies to subrecipients as well as States)**

Instructions for Primary Tier Participant Certification (States)

1. By signing and submitting this proposal, the prospective primary tier participant is providing the certification set out below and agrees to comply with the requirements of 2 CFR parts 180 and 1200.
2. The inability of a person to provide the certification required below will not necessarily result in denial of participation in this covered transaction. The prospective primary tier participant shall submit an explanation of why it cannot provide the certification set out below. The certification or explanation will be considered in connection with the department or agency's determination whether to enter into this transaction. However, failure of the prospective primary tier participant to furnish a certification or an explanation shall disqualify such person from participation in this transaction.
3. The certification in this clause is a material representation of fact upon which reliance was placed when the department or agency determined to enter into this transaction. If it is later determined that the prospective primary tier participant knowingly rendered an erroneous certification, in addition to other remedies available to the Federal Government, the department or agency may terminate this transaction for cause or default or may pursue suspension or debarment.
4. The prospective primary tier participant shall provide immediate written notice to the department or agency to which this proposal is submitted if at any time the prospective primary tier participant learns its certification was erroneous when submitted or has become erroneous by reason of changed circumstances.

## TEXAS HIGHWAY SAFETY PLAN FOR FISCAL YEAR 2021

5. The terms *covered transaction*, *civil judgment*, *debarment*, *suspension*, *ineligible*, *participant*, *person*, *principal*, and *voluntarily excluded*, as used in this clause, are defined in 2 CFR parts 180 and 1200. You may contact the department or agency to which this proposal is being submitted for assistance in obtaining a copy of those regulations.

6. The prospective primary tier participant agrees by submitting this proposal that, should the proposed covered transaction be entered into, it shall not knowingly enter into any lower tier covered transaction with a person who is proposed for debarment under 48 CFR part 9, subpart 9.4, debarred, suspended, declared ineligible, or voluntarily excluded from participation in this covered transaction, unless authorized by the department or agency entering into this transaction.

7. The prospective primary tier participant further agrees by submitting this proposal that it will include the clause titled "Instructions for Lower Tier Participant Certification" including the "Certification Regarding Debarment, Suspension, Ineligibility and Voluntary Exclusion—Lower Tier Covered Transaction," provided by the department or agency entering into this covered transaction, without modification, in all lower tier covered transactions and in all solicitations for lower tier covered transactions and will require lower tier participants to comply with 2 CFR parts 180 and 1200.

8. A participant in a covered transaction may rely upon a certification of a prospective participant in a lower tier covered transaction that it is not proposed for debarment under 48 CFR part 9, subpart 9.4, debarred, suspended, ineligible, or voluntarily excluded from the covered transaction, unless it knows that the certification is erroneous. A participant is responsible for ensuring that its principals are not suspended, debarred, or otherwise ineligible to participate in covered transactions. To verify the eligibility of its principals, as well as the eligibility of any prospective lower tier participants, each participant may, but is not required to, check the System for Award Management Exclusions website (<https://www.sam.gov/>).

9. Nothing contained in the foregoing shall be construed to require establishment of a system of records in order to render in good faith the certification required by this clause. The knowledge and information of a participant is not required to exceed that which is normally possessed by a prudent person in the ordinary course of business dealings.

10. Except for transactions authorized under paragraph 6 of these instructions, if a participant in a covered transaction knowingly enters into a lower tier covered transaction with a person who is proposed for debarment under 48 CFR part 9, subpart 9.4, suspended, debarred, ineligible, or voluntarily excluded from participation in this transaction, in addition to other remedies available to the Federal government, the department or agency may terminate the transaction for cause or default.

## TEXAS HIGHWAY SAFETY PLAN FOR FISCAL YEAR 2021

*Certification Regarding Debarment, Suspension, and Other Responsibility Matters-Primary Tier Covered Transactions*

(1) The prospective primary tier participant certifies to the best of its knowledge and belief, that it and its principals:

- (a) Are not presently debarred, suspended, proposed for debarment, declared ineligible, or voluntarily excluded from participating in covered transactions by any Federal department or agency;
- (b) Have not within a three-year period preceding this proposal been convicted of or had a civil judgment rendered against them for commission of fraud or a criminal offense in connection with obtaining, attempting to obtain, or performing a public (Federal, State or local) transaction or contract under a public transaction; violation of Federal or State antitrust statutes or commission of embezzlement, theft, forgery, bribery, falsification or destruction of records, making false statements, or receiving stolen property;
- (c) Are not presently indicted for or otherwise criminally or civilly charged by a governmental entity (Federal, State or Local) with commission of any of the offenses enumerated in paragraph (1)(b) of this certification; and
- (d) Have not within a three-year period preceding this application/proposal had one or more public transactions (Federal, State, or local) terminated for cause or default.

(2) Where the prospective primary tier participant is unable to certify to any of the Statements in this certification, such prospective participant shall attach an explanation to this proposal.

Instructions for Lower Tier Participant Certification

1. By signing and submitting this proposal, the prospective lower tier participant is providing the certification set out below and agrees to comply with the requirements of 2 CFR parts 180 and 1200.

2. The certification in this clause is a material representation of fact upon which reliance was placed when this transaction was entered into. If it is later determined that the prospective lower tier participant knowingly rendered an erroneous certification, in addition to other remedies available to the Federal government, the department or agency with which this transaction originated may pursue available remedies, including suspension or debarment.

3. The prospective lower tier participant shall provide immediate written notice to the person to which this proposal is submitted if at any time the prospective lower tier participant learns that its certification was erroneous when submitted or has become erroneous by reason of changed circumstances.

4. The terms *covered transaction*, *civil judgment*, *debarment*, *suspension*, *ineligible*, *participant*, *person*, *principal*, and *voluntarily excluded*, as used in this clause, are defined in 2 CFR parts 180 and 1200. You may contact the person to whom this proposal is submitted for assistance in obtaining a copy of those regulations.

## TEXAS HIGHWAY SAFETY PLAN FOR FISCAL YEAR 2021

5. The prospective lower tier participant agrees by submitting this proposal that, should the proposed covered transaction be entered into, it shall not knowingly enter into any lower tier covered transaction with a person who is proposed for debarment under 48 CFR part 9, subpart 9.4, debarred, suspended, declared ineligible, or voluntarily excluded from participation in this covered transaction, unless authorized by the department or agency with which this transaction originated.

6. The prospective lower tier participant further agrees by submitting this proposal that it will include the clause titled "Instructions for Lower Tier Participant Certification" including the "Certification Regarding Debarment, Suspension, Ineligibility and Voluntary Exclusion – Lower Tier Covered Transaction," without modification, in all lower tier covered transactions and in all solicitations for lower tier covered transactions and will require lower tier participants to comply with 2 CFR parts 180 and 1200.

7. A participant in a covered transaction may rely upon a certification of a prospective participant in a lower tier covered transaction that it is not proposed for debarment under 48 CFR part 9, subpart 9.4, debarred, suspended, ineligible, or voluntarily excluded from the covered transaction, unless it knows that the certification is erroneous. A participant is responsible for ensuring that its principals are not suspended, debarred, or otherwise ineligible to participate in covered transactions. To verify the eligibility of its principals, as well as the eligibility of any prospective lower tier participants, each participant may, but is not required to, check the System for Award Management Exclusions website (<https://www.sam.gov/>).

8. Nothing contained in the foregoing shall be construed to require establishment of a system of records in order to render in good faith the certification required by this clause. The knowledge and information of a participant is not required to exceed that which is normally possessed by a prudent person in the ordinary course of business dealings.

9. Except for transactions authorized under paragraph 5 of these instructions, if a participant in a covered transaction knowingly enters into a lower tier covered transaction with a person who is proposed for debarment under 48 CFR part 9, subpart 9.4, suspended, debarred, ineligible, or voluntarily excluded from participation in this transaction, in addition to other remedies available to the Federal government, the department or agency with which this transaction originated may pursue available remedies, including suspension or debarment.

*Certification Regarding Debarment, Suspension, Ineligibility and Voluntary Exclusion -- Lower Tier Covered Transactions:*

1. The prospective lower tier participant certifies, by submission of this proposal, that neither it nor its principals is presently debarred, suspended, proposed for debarment, declared ineligible, or voluntarily excluded from participating in covered transactions by any Federal department or agency.

2. Where the prospective lower tier participant is unable to certify to any of the statements in this certification, such prospective participant shall attach an explanation to this proposal.



**BUY AMERICA ACT****(applies to subrecipients as well as States)**

The State and each subrecipient will comply with the Buy America requirement (23 U.S.C. 313) when purchasing items using Federal funds. Buy America requires a State, or subrecipient, to purchase with Federal funds only steel, iron and manufactured products produced in the United States, unless the Secretary of Transportation determines that such domestically produced items would be inconsistent with the public interest, that such materials are not reasonably available and of a satisfactory quality, or that inclusion of domestic materials will increase the cost of the overall project contract by more than 25 percent. In order to use Federal funds to purchase foreign produced items, the State must submit a waiver request that provides an adequate basis and justification for approval by the Secretary of Transportation.

**PROHIBITION ON USING GRANT FUNDS TO CHECK FOR HELMET USAGE****(applies to subrecipients as well as States)**

The State and each subrecipient will not use 23 U.S.C. Chapter 4 grant funds for programs to check helmet usage or to create checkpoints that specifically target motorcyclists.

**POLICY ON SEAT BELT USE**

In accordance with Executive Order 13043, Increasing Seat Belt Use in the United States, dated April 16, 1997, the Grantee is encouraged to adopt and enforce on-the-job seat belt use policies and programs for its employees when operating company-owned, rented, or personally-owned vehicles. The National Highway Traffic Safety Administration (NHTSA) is responsible for providing leadership and guidance in support of this Presidential initiative. For information and resources on traffic safety programs and policies for employers, please contact the Network of Employers for Traffic Safety (NETS), a public-private partnership dedicated to improving the traffic safety practices of employers and employees. You can download information on seat belt programs, costs of motor vehicle crashes to employers, and other traffic safety initiatives at [www.trafficsafety.org](http://www.trafficsafety.org). The NHTSA website ([www.nhtsa.gov](http://www.nhtsa.gov)) also provides information on statistics, campaigns, and program evaluations and references.

**POLICY ON BANNING TEXT MESSAGING WHILE DRIVING**

In accordance with Executive Order 13513, Federal Leadership On Reducing Text Messaging While Driving, and DOT Order 3902.10, Text Messaging While Driving, States are encouraged to adopt and enforce workplace safety policies to decrease crashes caused by distracted driving, including policies to ban text messaging while driving company-owned or rented vehicles, Government-owned, leased or rented vehicles, or privately-owned vehicles when on official Government business or when performing any work on or behalf of the Government. States are also encouraged to conduct workplace safety initiatives in a manner commensurate with the size of the business, such as establishment of new rules and programs or re-evaluation of existing programs to prohibit text messaging while driving, and education, awareness, and other outreach to employees about the safety risks associated with texting while driving.

**SECTION 402 REQUIREMENTS**

1. To the best of my personal knowledge, the information submitted in the Highway Safety Plan in support of the State's application for a grant under 23 U.S.C. 402 is accurate and complete.
2. The Governor is the responsible official for the administration of the State highway safety program, by appointing a Governor's Representative for Highway Safety who shall be responsible for a State highway safety agency that has adequate powers and is suitably equipped and organized (as evidenced by appropriate oversight procedures governing such areas as procurement, financial administration, and the use, management, and disposition of equipment) to carry out the program. (23 U.S.C. 402(b)(1)(A))
3. The political subdivisions of this State are authorized, as part of the State highway safety program, to carry out within their jurisdictions local highway safety programs which have been approved by the Governor and are in accordance with the uniform guidelines promulgated by the Secretary of Transportation. (23 U.S.C. 402(b)(1)(B))
4. At least 40 percent of all Federal funds apportioned to this State under 23 U.S.C. 402 for this fiscal year will be expended by or for the benefit of political subdivisions of the State in carrying out local highway safety programs (23 U.S.C. 402(b)(1)(C)) or 95 percent by and for the benefit of Indian tribes (23 U.S.C. 402(h)(2)), unless this requirement is waived in writing. (This provision is not applicable to the District of Columbia, Puerto Rico, the U.S. Virgin Islands, Guam, American Samoa, and the Commonwealth of the Northern Mariana Islands.)
5. The State's highway safety program provides adequate and reasonable access for the safe and convenient movement of physically handicapped persons, including those in wheelchairs, across curbs constructed or replaced on or after July 1, 1976, at all pedestrian crosswalks. (23 U.S.C. 402(b)(1)(D))
6. The State will provide for an evidenced-based traffic safety enforcement program to prevent traffic violations, crashes, and crash fatalities and injuries in areas most at risk for such incidents. (23 U.S.C. 402(b)(1)(E))
7. The State will implement activities in support of national highway safety goals to reduce motor vehicle related fatalities that also reflect the primary data-related crash factors within the State, as identified by the State highway safety planning process, including:
  - Participation in the National high-visibility law enforcement mobilizations as identified annually in the NHTSA Communications Calendar, including not less than 3 mobilization campaigns in each fiscal year to –
    - Reduce alcohol-impaired or drug-impaired operation of motor vehicles; and
    - Increase use of seat belts by occupants of motor vehicles;
  - Submission of information regarding mobilization participation into the HVE Database;
  - Sustained enforcement of statutes addressing impaired driving, occupant protection, and driving in excess of posted speed limits;

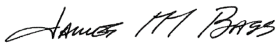


## TEXAS HIGHWAY SAFETY PLAN FOR FISCAL YEAR 2021

- An annual Statewide seat belt use survey in accordance with 23 CFR part 1340 for the measurement of State seat belt use rates, except for the Secretary of Interior on behalf of Indian tribes;
  - Development of Statewide data systems to provide timely and effective data analysis to support allocation of highway safety resources;
  - Coordination of Highway Safety Plan, data collection, and information systems with the State strategic highway safety plan, as defined in 23 U.S.C. 148(a).  
(23 U.S.C. 402(b)(1)(F))
8. The State will actively encourage all relevant law enforcement agencies in the State to follow the guidelines established for vehicular pursuits issued by the International Association of Chiefs of Police that are currently in effect. (23 U.S.C. 402(j))
9. The State will not expend Section 402 funds to carry out a program to purchase, operate, or maintain an automated traffic enforcement system. (23 U.S.C. 402(c)(4))

**I understand that my statements in support of the State's application for Federal grant funds are statements upon which the Federal Government will rely in determining qualification for grant funds, and that knowing misstatements may be subject to civil or criminal penalties under 18 U.S.C. 1001. I sign these Certifications and Assurances based on personal knowledge, and after appropriate inquiry.**

DocuSigned by:



7/7/2020

---

Signature Governor's Representative for Highway Safety

---

Date

James M. Bass

---

Printed name of Governor's Representative for Highway Safety

## Appendix B to Part 1300 – Application Requirements for Section 405 and Section 1906 Grants

*[Each fiscal year, to apply for a grant under 23 U.S.C. 405 or Section 1906, Pub. L. 109-59, as amended by Section 4011, Pub. L. 114-94, the State must complete and submit all required information in this appendix, and the Governor's Representative for Highway Safety must sign the Certifications and Assurances.]*

State: Texas

Fiscal Year: 2021

**Instructions:** Check the box for each part for which the State is applying for a grant, fill in relevant blanks, and identify the attachment number or page numbers where the requested information appears in the HSP. Attachments may be submitted electronically.

### ■ PART 1: OCCUPANT PROTECTION GRANTS (23 CFR 1300.21)

*[Check the box above **only** if applying for this grant.]*

#### All States:

*[Fill in **all** blanks below.]*

- The lead State agency responsible for occupant protection programs will maintain its aggregate expenditures for occupant protection programs at or above the average level of such expenditures in fiscal years 2014 and 2015. (23 U.S.C. 405(a)(9))
- The State's occupant protection program area plan for the upcoming fiscal year is provided in the HSP at Section 5, Page 103 (location).
- The State will participate in the Click it or Ticket national mobilization in the fiscal year of the grant. The description of the State's planned participation is provided in the HSP at Section 5, page 109 (location).
- Countermeasure strategies and planned activities demonstrating the State's active network of child restraint inspection stations are provided in the HSP at Appendix C, Subsection a, page 251 and Appendix D, Subsection a, page 277 of the 405 Application (location). Such description includes estimates for: (1) the total number of planned inspection stations and events during the upcoming fiscal year; and (2) within that total, the number of planned inspection stations and events serving each of the following population categories: urban, rural, and at-risk. The planned inspection stations/events provided in the HSP are staffed with at least one current nationally Certified Child Passenger Safety Technician.

- Countermeasure strategies and planned activities, as provided in the HSP at \_\_\_\_\_ (location), that include estimates of the total number of classes and total number of technicians to be trained in the upcoming fiscal year to ensure coverage of child passenger safety inspection stations and inspection events by nationally Certified Child Passenger Safety Technicians.

**Lower Seat Belt Use States Only:**

*[Check at least 3 boxes below and fill in all blanks under those checked boxes.]*

- ☐ The State's **primary seat belt use law**, requiring all occupants riding in a passenger motor vehicle to be restrained in a seat belt or a child restraint, was enacted on \_\_\_\_\_ (date) and last amended on \_\_\_\_\_ (date), is in effect, and will be enforced during the fiscal year of the grant.  
**Legal citation(s):** \_\_\_\_\_.

- ☐ The State's **occupant protection law**, requiring occupants to be secured in a seat belt or age-appropriate child restraint while in a passenger motor vehicle and a minimum fine of \$25, was enacted on \_\_\_\_\_ (date) and last amended on \_\_\_\_\_ (date), is in effect, and will be enforced during the fiscal year of the grant.

**Legal citations:**

- \_\_\_\_\_ Requirement for all occupants to be secured in seat belt or age appropriate child restraint;
- \_\_\_\_\_ Coverage of all passenger motor vehicles;
- \_\_\_\_\_ Minimum fine of at least \$25;
- \_\_\_\_\_ Exemptions from restraint requirements.
- ☐ The countermeasure strategies and planned activities demonstrating the State's **seat belt enforcement plan** are provided in the HSP at \_\_\_\_\_ (location).
- ☐ The countermeasure strategies and planned activities demonstrating the State's **high risk population countermeasure program** are provided in the HSP at \_\_\_\_\_ (location).

- ☐ The State's **comprehensive occupant protection program** is provided as follows:
- Date of NHTSA-facilitated program assessment conducted within 5 years prior to the application date \_\_\_\_\_ (date);
  - Multi-year strategic plan: HSP at \_\_\_\_\_ (location);
  - The name and title of the State's designated occupant protection coordinator is \_\_\_\_\_.
  - List that contains the names, titles and organizations of the Statewide occupant protection task force membership: HSP at \_\_\_\_\_ (location).
- ☐ The State's NHTSA-facilitated **occupant protection program assessment** of all elements of its occupant protection program was conducted on \_\_\_\_\_ (date) (within 3 years of the application due date);

---

## ■ PART 2: STATE TRAFFIC SAFETY INFORMATION SYSTEM IMPROVEMENTS GRANTS (23 CFR 1300.22)

*[Check the box above **only** if applying for this grant.]*

### All States:

- The lead State agency responsible for traffic safety information system improvement programs will maintain its aggregate expenditures for traffic safety information system improvements programs at or above the average level of such expenditures in fiscal years 2014 and 2015. (23 U.S.C. 405(a)(9))

*[Fill in **all** blank for each bullet below.]*

- A list of at least 3 TRCC meeting dates during the 12 months preceding the application due date is provided in the HSP at Appendix C, Subsection b, page 253 of the 405 Application (location).
- The name and title of the State's Traffic Records Coordinator is  
Michael Chacon, P.E., TxDOT
- A list of the TRCC members by name, title, home organization and the core safety database represented is provided in the HSP at Appendix C, Subsection b, page 253 of the 405 Application (location).
- The State Strategic Plan is provided as follows:
  - Description of specific, quantifiable and measurable improvements at  
Appendix C, Subsection b, page 259 of the 405 Application (location);
  - List of all recommendations from most recent assessment at:  
Appendix C, Subsection b, page 256 of the 405 Application (location);
  - Recommendations to be addressed, including countermeasure strategies and planned activities and performance measures at  
Appendix C, Subsection b, page 264 of the 405 Application (location);
  - Recommendations not to be addressed, including reasons for not implementing:  
HSP at  
Appendix C, Subsection b, page 256 of the 405 Application (location).
- Written description of the performance measures, and all supporting data, that the State is relying on to demonstrate achievement of the quantitative improvement in the preceding 12 months of the application due date in relation to one or more of the significant data program attributes is provided in the HSP at Appendix C, Subsection b, page 259 of the 405 Application (location).
- The State's most recent assessment or update of its highway safety data and traffic records system was completed on May 15, 2018 (date).

---

**■ PART 3: IMPAIRED DRIVING COUNTERMEASURES  
(23 CFR 1300.23(D)-(F))**

*[Check the box above **only** if applying for this grant.]*

**All States:**

- The lead State agency responsible for impaired driving programs will maintain its aggregate expenditures for impaired driving programs at or above the average level of such expenditures in fiscal years 2014 and 2015.
- The State will use the funds awarded under 23 U.S.C. 405(d) only for the implementation of programs as provided in 23 CFR 1300.23(j).

**Mid-Range State Only:**

*[Check **one** box below and fill in **all** blanks under that checked box.]*

☒ The State submits its Statewide impaired driving plan approved by a Statewide impaired driving task force on 06/15/2020 (date).

Specifically –

- HSP at Appendix D, Subsection c, page 350 of the 405 Application (location) describes the authority and basis for operation of the Statewide impaired driving task force;
- HSP at Appendix C, Subsection c, page 266 of the 405 Application (location) contains the list of names, titles and organizations of all task force members;
- HSP at Appendix D, Subsection c, page 338 of the 405 Application (location) contains the strategic plan based on Highway Safety Guideline No. 8 – Impaired Driving.

☐ The State has previously submitted a Statewide impaired driving plan approved by a Statewide impaired driving task force on \_\_\_\_\_ (date) and continues to use this plan.

**High-Range State Only:**

*[Check **one box** below and fill in **all** blanks under that checked box.]*

☐ The State submits its Statewide impaired driving plan approved by a Statewide impaired driving task force on \_\_\_\_\_ (date) that includes a review of a NHTSA-facilitated assessment of the State's impaired driving program conducted on \_\_\_\_\_ (date). Specifically, –

- HSP at \_\_\_\_\_ (location) describes the authority and basis for operation of the Statewide impaired driving task force;
- HSP at \_\_\_\_\_ (location) contains the list of names, titles and organizations of all task force members;
- HSP at \_\_\_\_\_ (location) contains the strategic plan based on Highway Safety Guideline No. 8 – Impaired Driving;
- HSP at \_\_\_\_\_ (location) addresses any related recommendations from the assessment of the State's impaired driving program;
- HSP at \_\_\_\_\_ (location) contains the planned activities, in detail, for spending grant funds;
- HSP at \_\_\_\_\_ (location) describes how the spending supports the State's impaired driving program and achievement of its performance targets.

☐ The State submits an updated Statewide impaired driving plan approved by a Statewide impaired driving task force on \_\_\_\_\_ (date) and updates its assessment review and spending plan provided in the HSP at \_\_\_\_\_ (location).

---

☐ **PART 4: ALCOHOL-IGNITION INTERLOCK LAWS (23 CFR 1300.23(G))**

*[Check the box above **only** if applying for this grant.]*

*[Fill in **all** blanks.]*

The State provides citations to a law that requires all individuals convicted of driving under the influence or of driving while intoxicated to drive only motor vehicles with alcohol-ignition interlocks for a period of 6 months that was enacted on \_\_\_\_\_ (date) and last amended on \_\_\_\_\_ (date), is in effect, and will be enforced during the fiscal year of the grant.

**Legal citation(s):**

\_\_\_\_\_  
\_\_\_\_\_.

---

☐ **PART 5: 24-7 SOBRIETY PROGRAMS (23 CFR 1300.23(H))**

*[Check the box above **only** if applying for this grant.]*

*[Fill in **all** blanks.]*

The State provides citations to a law that requires all individuals convicted of driving under the influence or of driving while intoxicated to receive a restriction on driving privileges that was enacted on \_\_\_\_\_ (date) and last amended on \_\_\_\_\_ (date), is in effect, and will be enforced during the fiscal year of the grant.

**Legal citation(s):**

\_\_\_\_\_  
\_\_\_\_\_.

*[Check **at least one of the boxes** below and fill in **all** blanks under that checked box.]*

☐ *Law citation.* The State provides citations to a law that authorizes a Statewide 24-7 sobriety program that was enacted on \_\_\_\_\_ (date) and last amended on \_\_\_\_\_ (date), is in effect, and will be enforced during the fiscal year of the grant.

**Legal citation(s):**

\_\_\_\_\_  
\_\_\_\_\_.

☐ *Program information.* The State provides program information that authorizes a Statewide 24-7 sobriety program. The program information is provided in the HSP at \_\_\_\_\_ (location).



□ **PART 6: DISTRACTED DRIVING GRANTS (23 CFR 1300.24)**

*[Check the box above **only** if applying for this grant and fill in **all** blanks.]*

**Comprehensive Distracted Driving Grant**

- The State provides sample distracted driving questions from the State's driver's license examination in the HSP at \_\_\_\_\_ (location).

- **Prohibition on Texting While Driving**

The State's texting ban statute, prohibiting texting while driving and requiring a minimum fine of at least \$25, was enacted on \_\_\_\_\_ (date) and last amended on \_\_\_\_\_ (date), is in effect, and will be enforced during the fiscal year of the grant.

**Legal citations:**

- \_\_\_\_\_ Prohibition on texting while driving;
- \_\_\_\_\_ Definition of covered wireless communication devices;
- \_\_\_\_\_ Minimum fine of at least \$25 for an offense;
- \_\_\_\_\_ Exemptions from texting ban.

- **Prohibition on Youth Cell Phone Use While Driving**

The State's youth cell phone use ban statute, prohibiting youth cell phone use while driving, driver license testing of distracted driving issues and requiring a minimum fine of at least \$25, was enacted on \_\_\_\_\_ (date) and last amended on \_\_\_\_\_ (date), is in effect, and will be enforced during the fiscal year of the grant.

**Legal citations:**

- \_\_\_\_\_ Prohibition on youth cell phone use while driving;
  - \_\_\_\_\_ Definition of covered wireless communication devices;
  - \_\_\_\_\_ Minimum fine of at least \$25 for an offense;
  - \_\_\_\_\_ Exemptions from youth cell phone use ban.
- The State has conformed its distracted driving data to the most recent Model Minimum Uniform Crash Criteria (MMUCC) and will provide supporting data (i.e., NHTSA-developed MMUCC Mapping spreadsheet) within 30 days after notification of award.

**■ PART 7: MOTORCYCLIST SAFETY GRANTS (23 CFR 1300.25)**

*[Check the box above **only** if applying for this grant.]*

*[Check **at least 2 boxes** below and fill in **all** blanks under those checked boxes **only**.]*

**■ Motorcycle riding training course:**

- The name and organization of the head of the designated State authority over motorcyclist safety issues is TxDPS / Cindy Flores.
- The head of the designated State authority over motorcyclist safety issues has approved and the State has adopted one of the following introductory rider curricula:  
*[Check at least one of the following boxes below and fill in any blanks.]*

**■ Motorcycle Safety Foundation Basic Rider Course;**

- ☐ TEAM OREGON Basic Rider Training;
- ☐ Idaho STAR Basic I;
- ☐ California Motorcyclist Safety Program Motorcyclist Training Course;
- ☐ Other curriculum that meets NHTSA's Model National Standards for Entry-Level Motorcycle Rider Training and that has been approved by NHTSA.

- In the HSP at page 407 (location), a list of counties or political subdivisions in the State where motorcycle rider training courses will be conducted during the fiscal year of the grant AND number of registered motorcycles in each such county or political subdivision according to official State motor vehicle records.

**■ Motorcyclist awareness program:**

- The name and organization of the head of the designated State authority over motorcyclist safety issues is Michael Chacon, P.E., TxDOT.
- The State's motorcyclist awareness program was developed by or in coordination with the designated State authority having jurisdiction over motorcyclist safety issues.
- In the HSP at Section 5, page 95 (location), performance measures and corresponding performance targets developed for motorcycle awareness that identify, using State crash data, the counties or political subdivisions within the State with the highest number of motorcycle crashes involving a motorcycle and another motor vehicle.
- In the HSP at Appendix C, Section d, page 274 (location), the countermeasure strategies and planned activities demonstrating that the State will implement data-driven programs in a majority of counties or political subdivisions

where the incidence of crashes involving a motorcycle and another motor vehicle is highest, and a list that identifies, using State crash data, the counties or political subdivisions within the State ranked in order of the highest to lowest number of crashes involving a motorcycle and another motor vehicle per county or political subdivision.

**■ Reduction of fatalities and crashes involving motorcycles:**

- Data showing the total number of motor vehicle crashes involving motorcycles is provided in the HSP at Appendix C, Section d, page 270 (location).
- Description of the State's methods for collecting and analyzing data is provided in the HSP at Section 5, page 95 (location).

**□ Impaired driving program:**

- In the HSP at \_\_\_\_\_ (location), performance measures and corresponding performance targets developed to reduce impaired motorcycle operation.
- In the HSP at \_\_\_\_\_ (location), countermeasure strategies and planned activities demonstrating that the State will implement data-driven programs designed to reach motorcyclists and motorists in those jurisdictions where the incidence of motorcycle crashes involving an impaired operator is highest (i.e., the majority of counties or political subdivisions in the State with the highest numbers of motorcycle crashes involving an impaired operator) based upon State data.

**□ Reduction of fatalities and accidents involving impaired motorcyclists:**

- Data showing the total number of reported crashes involving alcohol-impaired and drug-impaired motorcycle operators is provided in the HSP at \_\_\_\_\_ (location).
- Description of the State's methods for collecting and analyzing data is provided in the HSP at \_\_\_\_\_ (location).

**■ Use of fees collected from motorcyclists for motorcycle programs:**

*[Check **one box only** below and fill in **all** blanks under the checked box **only**.]*

**■ Applying as a Law State –**

- The State law or regulation requires all fees collected by the State from motorcyclists for the purpose of funding motorcycle training and safety programs are to be used for motorcycle training and safety programs. **AND**
- The State's law appropriating funds for FY 20-21 demonstrates that all fees collected by the State from motorcyclists for the purpose of funding motorcycle training and safety programs are spent on motorcycle training and safety programs.

**Legal citation(s):** Appendix C, Subsection D, page 275 and please see page 420

**□ Applying as a Data State –**

- Data and/or documentation from official State records from the previous fiscal year showing that **all** fees collected by the State from motorcyclists for the purpose of funding motorcycle training and safety programs were used for motorcycle training and safety programs is provided in the HSP at \_\_\_\_\_ (location).

---

**☐ PART 8: STATE GRADUATED DRIVER LICENSING INCENTIVE GRANTS (23 CFR 1300.26)**

*[Check the box above **only** if applying for this grant.]*

*[Fill in **all** applicable blanks below.]*

The State's graduated driver's licensing statute, requiring both a learner's permit stage and intermediate stage prior to receiving an unrestricted driver's license, was last amended on \_\_\_\_\_ (date), is in effect, and will be enforced during the fiscal year of the grant.

**Learner's Permit Stage –**

**Legal citations:**

- \_\_\_\_\_ Applies prior to receipt of any other permit, license, or endorsement by the State if applicant is younger than 18 years of age and has not been issued an intermediate license or unrestricted driver's license by any State;
- \_\_\_\_\_ Applicant must pass vision test and knowledge assessment;
- \_\_\_\_\_ In effect for at least 6 months;
- \_\_\_\_\_ In effect until driver is at least 16 years of age;
- \_\_\_\_\_ Must be accompanied and supervised at all times;
- \_\_\_\_\_ Requires completion of State-certified driver education or training course or at least 50 hours of behind-the-wheel training, with at least 10 of those hours at night;
- \_\_\_\_\_ Prohibits use of personal wireless communications device;
- \_\_\_\_\_ Extension of learner's permit stage if convicted of a driving-related offense;
- \_\_\_\_\_ Exemptions from learner's permit stage.

**Intermediate Stage –**

**Legal citations:**

- \_\_\_\_\_ Commences after applicant younger than 18 years of age successfully completes the learner's permit stage, but prior to receipt of any other permit, license, or endorsement by the State;
- \_\_\_\_\_ Applicant must pass behind-the-wheel driving skills assessment;

- \_\_\_\_\_ In effect for at least 6 months;
- \_\_\_\_\_ In effect until driver is at least 17 years of age;
- \_\_\_\_\_ Must be accompanied and supervised between hours of 10:00 p.m. and 5:00 a.m. during first 6 months of stage, except when operating a motor vehicle for the purposes of work, school, religious activities, or emergencies;
- \_\_\_\_\_ No more than 1 nonfamilial passenger younger than 21 years of age allowed;
- \_\_\_\_\_ Prohibits use of personal wireless communications device;
- \_\_\_\_\_ Extension of intermediate stage if convicted of a driving-related offense;
- \_\_\_\_\_ Exemptions from intermediate stage.

---

**■ PART 9: NONMOTORIZED SAFETY GRANTS (23 CFR 1300.27)**

[Check the box above **only** applying for this grant AND **only** if NHTSA has identified the State as eligible because the State annual combined pedestrian and bicyclist fatalities exceed 15 percent of the State's total annual crash fatalities based on the most recent calendar year final FARS data.]

The State affirms that it will use the funds awarded under 23 U.S.C. 405(h) only for the implementation of programs as provided in 23 CFR 1300.27(d).

---

☐ **PART 10: RACIAL PROFILING DATA COLLECTION GRANTS (23 CFR 1300.28)**

*[Check the box above **only** if applying for this grant.]*

*[Check one box **only** below and fill in **all** blanks under the checked box **only**.]*

- ☐ In the HSP at \_\_\_\_\_ (location), the official document(s) (i.e., a law, regulation, binding policy directive, letter from the Governor or court order) demonstrates that the State maintains and allows public inspection of statistical information on the race and ethnicity of the driver for each motor vehicle stop made by a law enforcement officer on all public roads except those classified as local or minor rural roads.
  
  - ☐ In the HSP at \_\_\_\_\_ (location), the State will undertake countermeasure strategies and planned activities during the fiscal year of the grant to maintain and allow public inspection of statistical information on the race and ethnicity of the driver for each motor vehicle stop made by a law enforcement officer on all public roads except those classified as local or minor rural roads. (A State may not receive a racial profiling data collection grant by checking this box for more than 2 fiscal years.)
-

## TEXAS HIGHWAY SAFETY PLAN FOR FISCAL YEAR 2021

**In my capacity as the Governor's Representative for Highway Safety, I hereby provide the following certifications and assurances –**

- I have reviewed the above information in support of the State's application for 23 U.S.C. 405 and Section 1906 grants, and based on my review, the information is accurate and complete to the best of my personal knowledge.
- As condition of each grant awarded, the State will use these grant funds in accordance with the specific statutory and regulatory requirements of that grant, and will comply with all applicable laws, regulations, and financial and programmatic requirements for Federal grants.
- I understand and accept that incorrect, incomplete, or untimely information submitted in support of the State's application may result in the denial of a grant award.

**I understand that my statements in support of the State's application for Federal grant funds are statements upon which the Federal Government will rely in determining qualification for grant funds, and that knowing misstatements may be subject to civil or criminal penalties under 18 U.S.C. 1001. I sign these Certifications and Assurances based on personal knowledge, and after appropriate inquiry.**

DocuSigned by:  
  
A36629BA547D4BD...  
Signature Governor's Representative for Highway Safety  
7/7/2020  
Date

James M. Bass

Printed name of Governor's Representative for Highway Safety



## 405(b) Occupant Protection Grant

### Occupant protection plan

**State occupant protection program area plan that identifies the safety problems to be addressed, performance measures and targets, and the countermeasure strategies and planned activities the State will implement to address those problems:**

Program Area Name
Occupant Protection (Adult and Child Passenger Safety)

### Participation in Click-it-or-Ticket (CIOT) national mobilization

**Agencies planning to participate in CIOT:** Planned 40 participating law enforcement agencies for the Thanksgiving CIOT mobilization and 40 participating law enforcement agencies for the Memorial Day CIOT mobilization. We will provide list of agencies once they have been selected.

### Description of the State's planned participation in the Click-it-or-Ticket national mobilization:

#### Planned Participation in Click-it-or-Ticket

Coordinate and conduct yearly CIOT mobilization consisting of increased safety belt enforcement and earned media activities; observational surveys of seat belt use before, during, and after the Click It or Ticket mobilization will be conducted to measure the impact on seat belt use in 10 of Texas' largest cities; TxDOT is seeking to execute a statewide Click It or Ticket (CIOT) project for paid media/public education outreach to coincide with the national NHTSA Memorial Day campaign.

#### List of Task for Participants & Organizations

Planned 40 participating law enforcement agencies for the Thanksgiving CIOT mobilization and 40 participating law enforcement agencies for the Memorial Day CIOT mobilization. We will provide list of agencies once they have been selected.

### Child restraint inspection stations

**Countermeasure strategies demonstrating an active network of child passenger safety inspection stations and/or inspection events:**

Countermeasure Strategy
Occupant Protection Training

**Planned activities demonstrating an active network of child passenger safety inspection stations and/or inspection events:**

Unique Identifier	Planned Activity Name	Activity Description
81990	2021-Texas Ag-G-1YG-0086	Texas A&M AgriLife Extension Passenger Safety Project
82514	2021-TDSHS-G-1YG-0108	Statewide Child Passenger Safety (CPS) Education and Distribution Program.
82737	TBD	Texas KidSafe Child Passenger Safety Program

**Total number of planned inspection stations and/or events in the State.**

Planned inspection stations and/or events: 170

**Total number of planned inspection stations and/or events in the State serving each of the following population categories: urban, rural, and at-risk:**

Populations served - urban: 97

Populations served - rural: 73

Populations served - at risk: 76

**CERTIFICATION: The inspection stations/events are staffed with at least one current nationally Certified Child Passenger Safety Technician.****Child passenger safety technicians****Countermeasure strategies for recruiting, training and maintaining a sufficient number of child passenger safety technicians:**

Countermeasure Strategy
Occupant Protection Training

**Planned activities for recruiting, training and maintaining a sufficient number of child passenger safety technicians:**

Unique Identifier	Planned Activity Name	Activity Description
81990	2021-Texas Ag-G-1YG-0086	Texas A&M AgriLife Extension Passenger Safety Project
82514	2021-TDSHS-G-1YG-0108	Statewide Child Passenger Safety (CPS) Education and Distribution Program.
82737	TBD	Texas KidSafe Child Passenger Safety Program

**Estimate of the total number of classes and the estimated total number of technicians to be trained in the upcoming fiscal year to ensure coverage of child passenger safety inspection stations and inspection events by nationally Certified Child Passenger Safety Technicians.**

Estimated total number of classes: 23

Estimated total number of technicians: 315

**Maintenance of effort****ASSURANCE: The lead State agency responsible for occupant protection programs shall maintain its aggregate expenditures for occupant protection programs at or above the level of such expenditures in fiscal year 2014 and 2015.**

## 405(c) State Traffic Safety Information System Improvements Grant

### Traffic records coordinating committee (TRCC)

**Meeting dates of the TRCC during the 12 months immediately preceding the application due date:**

Meeting Date
10/08/2019
01/28/2020
03/31/2020
05/12/2020

### **Name and title of the State's Traffic Records Coordinator:**

Name of State's Traffic Records Coordinator: **Michael Chacon**

Title of State's Traffic Records Coordinator: **Director, TxDOT Traffic Safety Division**

### **TRCC members by name, title, home organization and the core safety database represented:**

#### List of TRCC members

#### **Representation**

Representing roadway and Governor's Highway Safety Representative is Michael Chacon, Division Director of the Traffic Safety Division of TxDOT. The TRCC designated and appointed Mr. Chacon as the Traffic Records Coordinator and Chair.

Michael Chacon, P.E.,  
 Director, Traffic Safety Division  
[Michael.Chacon@txdot.gov](mailto:Michael.Chacon@txdot.gov)  
 Texas Department of Transportation  
 125 East 11th Street  
 Austin, TX 78701  
 (512) 416-3200

Representing Crash Records Information System (CRIS), crash data, and the Fatality Analysis Reporting System (FARS) is Mr. James Hollis. Mr. Hollis is the Director of the Crash Data and Analysis Section within the Traffic Safety Division of TxDOT. He oversees the development, implementation, and maintenance of CRIS and the training and support of law enforcement using CRIS. He is responsible for the integrity, accuracy, analysis, and dissemination of crash data.

James Hollis, Director,  
Crash Data and Analysis Section,  
Traffic Safety Division  
[James.Hollis@txdot.gov](mailto:James.Hollis@txdot.gov)  
Texas Department of Transportation  
125 East 11th Street  
Austin, TX 78701  
(512) 416-3168

Representing Geographical Roadway Inventory Data (GRID) and associated roadway systems that capture the roadway assets for Texas, is David Freidenfeld. Mr. Freidenfeld is the Director of Data Management and Traffic Analysis within the Transportation Planning and Programming Division of TxDOT. He oversees the development, implementation and maintenance of the GRID and other associated roadway asset systems and is part of the TxDOT Safety Data Collections and Analysis group within TxDOT.

David Freidenfeld,  
Director of Data Management and Traffic Analysis  
[David.Freidenfeld@txdot.gov](mailto:David.Freidenfeld@txdot.gov)  
Transportation Planning and Programming Division  
Texas Department of Transportation  
125 East 11th Street  
Austin, TX 78701  
(512) 416-3137

Representing driver licensing and driver history is Angie Suarez. She works in the Enforcement and Compliance Service and is responsible for overseeing the Conviction Reporting office where all convictions and enforcement actions are applied to the driver record. These include accident data and crash suspension related enforcement actions.

Angie Suarez, Assistant Manager,  
Enforcement & Compliance Services,  
Driver License Division  
[Angie.Suarez@dps.texas.gov](mailto:Angie.Suarez@dps.texas.gov)  
Texas Department of Public Safety  
5805 North Lamar Boulevard  
Austin, TX 78752  
(512) 424-5793

Representing the Department of State Health Services' Injury Epidemiology & Surveillance Branch, which houses the EMS & Trauma Registries (MAVEN), is Dan Dao, MPH. Dan is the Branch Manager and works collaboratively with the registry's project manager on forwarding the important efforts in the linking process of EMS and Hospital data with crash records. Dan is a subject matter expert on the EMS & Trauma Registries and has expertise with the epidemiology of injuries associated with and factors related to motor vehicle crashes.

Dan Dao, MPH, Branch Manager

[Dan.Dao@dshs.gov](mailto:Dan.Dao@dshs.gov)

Injury Epidemiology & Surveillance Branch  
Texas Department of State Health Services  
1100 West 49th Street, Austin, TX 78714  
(512) 776-3575

Representing State Law Enforcement is Capt. Jodie Tullos. He is a captain with the Texas Highway Patrol Division of the Texas DPS and the Director of the Highway Safety Operations Center. Captain Tullos provides insight on enforcement citation issues, as well as the needs of the law enforcement officers who collect citation and crash data.

Capt. Jodie Tullos,

Texas Highway Patrol Division

[Jodie.tullos@dps.texas.gov](mailto:Jodie.tullos@dps.texas.gov)

Texas Department of Public Safety  
5805 North Lamar Boulevard, Austin, TX 78752  
(512) 424-2099

Representing the Department of Motor Vehicles, which oversees vehicle titling and registration, and motor carriers, is Deputy Director of the Vehicle Titles and Registration Division, Tim Thompson.

Tim Thompson, Deputy Director

[Tim.Thompson@txdmv.gov](mailto:Tim.Thompson@txdmv.gov)

Vehicle Titles and Registration Division  
Texas Department of Motor Vehicles  
4000 Jackson Ave., Austin, TX, 78731  
(512) 465-4023

This group of individuals serves as the executive-level committee, as many are the managers of the individual core systems with the authority to make decisions regarding the functionality and accessibility of the systems.

## Traffic Records System Assessment

### TRCC and Strategic Planning 2018 STRAP Recommendations

NHTSA completed the State Traffic Records Assessment Program (STRAP) of Texas in May 2018. The TRCC section received a score of 64.7% and the Strategic Planning Section received a score of 55.6%.

Below is a summary of the STRAP TRCC and Strategic Planning recommendations and responses.

STRAP Numbers	STRAP Recommendation	Texas Response	Implementation Status
1-5, 29	Restructure the TRCC to more closely align with the Traffic Records Program Assessment Advisory. The current TRCC functions as both the executive and technical TRCC. Creating a two-tier structure could improve coordination and effectiveness of the TRCC.	TRCC created two subcommittees. One is to advise the development of an intersection inventory. The other is to provide traffic record user stakeholder advice to the TRCC.	Ongoing
6	Execute a more detailed charter expressly agreed to by all member agencies. Any efforts to enhance the structure of the committee in order to improve effectiveness and overall impact should include a significant expansion of the charter. Additional detail around roles and authority, specific member agencies and their representatives, and how a more technical-focused team would interact with a policy-focused executive tier would be in order.	This effort will be pursued at a later date following the completion of higher priority objectives.	None
10	Implement a performance measurement and quality control program. System-specific quality control programs such as high-frequency error reports, sample-based audits, and data quality feedback surveys will ensure the TRCC can readily identify data system deficiencies and capitalize on opportunities for improvement.	Performance measures are being developed as part of TTI's FY 2020 technical assistance to the TRCC.	Ongoing

STRAP Numbers	STRAP Recommendation	Texas Response	Implementation Status
12	Create a comprehensive Traffic Records Inventory. An effective inventory would provide high-level overviews of each system and its sub-systems, basic flowcharts or diagrams to illustrate how data are collected and processed, a description of the technical architecture, easy-to-use data dictionaries, and contact information for system administrators or managers.	This effort was developed as part of TTI's FY19 technical assistance to the TRCC.	Complete
20-24	Restructure the TRCC Strategic Plan to more closely align with the Program Advisory and better serve the State. A restructured Plan would clearly define the policy goals and objectives of the Executive TRCC and the technical goals and objectives of the Technical TRCC.	This effort was developed as part of TTI's FY19 technical assistance to the TRCC.	Complete
1-5, 29	Allow the existing committee to take on tasks that currently are excluded by virtue of being "technical committee" work. Add both executive and technical members to broaden the scope. Reflect these changes in the TRCC Strategic Plan. The current TRCC membership has no local agency highway engineers or technicians, first responders, or traffic safety enforcement personnel. It gets no direct input from local data collectors and users.	TRCC created two subcommittees. One is to advise the development of an intersection inventory. The other is to provide traffic record user stakeholder advice to the TRCC. These subcommittees included engineers, law enforcement, researchers, and other stakeholders.	Ongoing
20-24	Revise the organization and presentation format of the Plan to highlight key inter-relationships of the Plan and improve the readability of some Plan sections. The Plan should contain format changes that better highlight the relationships between State goals, identified deficiencies, the project action plan for the current year plus two more, and progress over time. It should explain processes and methods used to arrive at program decisions, and it should expand performance measures.	This effort was developed as part of TTI's FY19 technical assistance to the TRCC.	Complete

STRAP Numbers	STRAP Recommendation	Texas Response	Implementation Status
32	Texas should consider scheduling a special event lasting one to two days during which small and large group planning exercises are led by a professional strategic planning facilitator. Such an event should include stakeholders beyond the current TRCC makeup. It should be viewed as an opportunity for outreach, education, and inclusion. The results from such a facilitated meeting are not set in stone but offer TRCC planners a wealth of information to augment the assessment results and use them in developing the next strategic plan.	The TRCC created an advisory subcommittee which includes various stakeholders to provide input to the TRCC. Additionally, TRCC administration presented to multiple stakeholder organizations in FY19 to inform them of the TRCC and solicit their feedback.	Ongoing

### TRCC and Strategic Planning Strategic Plan Objectives

TxDOT and the TRCC Technical Advisor developed the following objectives based on the STRAP and the needs of TxDOT and the TRCC. The following table summarizes specific objectives to improve the Texas TRCC and Strategic Planning over the next five years and the strategies/action steps necessary to achieve those objectives.

Over the next three years, the Texas TRCC Administration plans continue to promote subcommittees to provide technical guidance. This includes a technical advisory subcommittee which will bring in a diverse number of stakeholders to provide advice to the TRCC and an intersection database development subcommittee to guide the development of an intersection database. These subcommittees will allow the TRCC to broaden the number of people and positions contributing to the TRCC.

Objective	Strategies/Action Steps	Timeline
1.1 Create TRCC sub-committees	<ul style="list-style-type: none"> <li>• Create project development subcommittee that will include LEOs, LE analyst, researchers, engineers, and other stakeholders</li> <li>• Create an intersection subcommittee to assist with the development of an intersection database (6.2)</li> </ul>	Complete
1.2 Create a TRCC performance measure and quality control program	<ul style="list-style-type: none"> <li>• Create performance measures and data quality control programs for each database</li> <li>• Develop plan for the TRCC to periodically review the performance measures</li> </ul>	Sept. 30, 2020



Objective	Strategies/Action Steps	Timeline
1.3 Create a comprehensive Traffic Records Inventory	<ul style="list-style-type: none"> <li>• Collect data dictionaries from each database</li> <li>• Summarize into one document</li> </ul>	Complete
1.4 Create a Process Flow Chart of the Texas Traffic Records System	<ul style="list-style-type: none"> <li>• Collect flow charts, inputs, and outputs from each database</li> <li>• Combine into one flow chart for the whole system</li> </ul>	Complete
1.41 Enhance Process Flow Chart of the Texas Traffic Records System	<ul style="list-style-type: none"> <li>• Add additional information to the process flow chart such as how TxDMV and TxDPS receive vehicle and driver data from the counties</li> </ul>	TBD
1.5 Add additional members to the TRCC as needed	<ul style="list-style-type: none"> <li>• Identify additional members to add to the TRCC</li> </ul>	Annually
2.1 Update the TRCC Strategic Plan to follow the same format as the STRAP.	<ul style="list-style-type: none"> <li>• Update the Strategic Plan based on the input of each TRCC member</li> </ul>	Complete
2.2 Annually update the objectives of the TRCC Strategic Plan	<ul style="list-style-type: none"> <li>• Meet with each TRCC member to identify completed objectives, modifications to current objectives, and additional objectives to add</li> </ul>	Annually
2.3 Update the TRCC charter	<ul style="list-style-type: none"> <li>• Update the charter to include additional members/positions, member agencies, sub-committees, etc.</li> </ul>	TBD

## Performance Measures

TxDOT, DSHS, and TxDPS provide annual performance measures to be included in the strategic plan.

### Performance Measure #1: Timeliness of Crash Reporting

#### A. Performance Measure Used to Track Improvements

Crash/Timeliness 2 - The percentage of crash reports entered into the database within 30 days after the crash.

#### B. Narrative Description of Calculation / Estimation Method

Previous Period (April 1, 2017 – March 31, 2018):

The number of crash records submitted was 619,274. The percentage of all crash reports entered into the database (available for reporting) within 30 days after the crash was 95.86%.

Current Period (April 1, 2018 – March 31, 2019):

The number of crash records submitted was 630,538. The percentage of all crash reports entered into the database (available for reporting) within 30 days after the crash was 95.22%.

Evaluation:

There was a 1.66% decrease in the percentage of all crash reports entered into the database (available for reporting) within 30 days after the crash.

Required Data	April 1, 2013 – March 31, 2014	April 1, 2014 – March 31, 2015	April 1, 2015 – March 31, 2015	April 1, 2016 – March 31, 2017	April 1, 2017 – March 31, 2018	April 1, 2018 – March 31, 2019
Number of crash reports submitted	528,474	568,307	611,769	629,520	619,274	630,538
Average number of days between date of crash and availability in warehouse	20.77	17.41	22.92	12.06	10.92	11.61
Number of crash records available for reporting within 30 days of the date of crash	463,101	525,190	557,684	595,816	593,648	600,404
Percentage of all crash reports entered into the database (available for reporting) within 30 days after the crash	87.63%	92.41%	91.16%	94.65%	95.86%	95.22%

**C. Title, Number and Strategic Plan page reference for each Traffic Records System improvement project to which this performance measure relates**

This performance measure references the following objectives found on pages 17 and 18 of the strategic plan:

- 3.5 Establish an ongoing law enforcement training program specifically dedicated to improving crash data timeliness, completeness, accuracy, and consistency
- 3.7 Achieve 100% electronic crash report submission through CRASH or Submission Services

## Performance Measure #2: Completeness of the EMS/Trauma Registry

### A. Performance Measure Used to Track Improvements

Completeness of the registry data – Percentage of patient care records with no missing critical data elements.

### B. Narrative Description of Performance Measure Calculation

#### Previous Period (April 1, 2016 – March 31, 2017):

The number of Hospital (Trauma Registry) records submitted was 154,577. The percentage of patient care reports with no missing *critical* data elements was 61.0%.

#### Current Period (April 1, 2017 – March 31, 2018):

The number of Hospital (Trauma Registry) records submitted was 140,687. The percentage of patient care reports with no missing *critical* data elements was 84.6%.

#### Evaluation:

There was a 40.7% increase in the percentage of Hospital (Trauma Registry) patient care reports with no missing critical data elements.

Previous Period	Current Period				
April 1, 2016 – March 31, 2017	April 1, 2017 – March 31, 2018				
The percentage of Hospital (Trauma Registry) patient care reports with no missing critical data elements.  Discharge Date and Time: 61.0%	The percentage of Hospital (Trauma Registry) patient care reports with no missing critical data elements.  Discharge Date and Time: 84.6%				
<p style="text-align: center;"><b>Improvement</b></p> <table> <tr> <th><u>Critical Data Element</u></th><th><u>Percent Change</u></th></tr> <tr> <td>Discharge Date and Time:</td><td>40.7%</td></tr> </table>		<u>Critical Data Element</u>	<u>Percent Change</u>	Discharge Date and Time:	40.7%
<u>Critical Data Element</u>	<u>Percent Change</u>				
Discharge Date and Time:	40.7%				

**C. Title, Number and Strategic Plan page reference for each Traffic Records System improvement project to which this performance measure relates**

This performance measure references the following objective found on page 32 of the strategic plan:

- 8.5 Continue the many uses of the EMS/Trauma Registry, including injury prevention programs and trauma designation processes, and publicize these through involvement with the TRCC and through injury prevention and EMS conferences
- 8.8 Continue linkage project to match EMS runs to major trauma cases in the Registry for the dual benefit of improving EMS information on trauma cases and providing EMS agencies with outcome information
- 8.9 Link the crash and EMS/Trauma Registry data, once crash data become available, so that the burden of motor vehicle crashes in Texas can be better understood

**Performance Measure #3: Completeness of DPS Citation Data**

**A. Performance Measure Used to Track Improvements**

Completeness of DPS Citation Data – Percentage of DPS citation records with no missing critical data elements. DPS' goal is to achieve/maintain at minimum 98% of citation records with no missing critical data elements.

**B. Narrative Description of Performance Measure Calculation**

Previous Period (January 2020):

The percentage of DPS citation records with no missing *critical* data elements was 98.85%.

Current Period (February 2020):

The percentage of DPS citation records with no missing *critical* data elements was 98.86%.

Evaluation:

There was a .01% increase in the percentage of DPS citation records with no missing critical data elements.

**C. Title, Number and Strategic Plan page reference for each Traffic Records System improvement project to which this performance measure relates**

This performance measure references the following objective found on page 28 of the strategic plan:

- 7.2 Develop performance measures for the citation data system for TxDPS
- 7.3 Establish citation data audit procedures using the performance measures developed under the data quality control program

## Performance Measure #4: Accessibility of DPS Citation Data

### A. Performance Measure Used to Track Improvements

Accessibility of DPS Citation Data – To achieve 2% increase of analytical products delivered to DPS internal stakeholders. Monitoring the delivery of Internal Analytic products is accomplished monthly. A query of the project management software is executed to find the number of product tickets that are marked delivered to requestor during the reporting period. Sub-tasks, non-grant and external grant products are excluded from the query.

### B. Narrative Description of Performance Measure Calculation

#### Previous Period (FY19):

150 Analytical Products delivered to internal stakeholders in a year.

#### Current Period (February 2020):

For the month of February, HSOC delivered no less than 32 products to internal requestors which is a pace of 384 products annually.

#### Evaluation:

DPS is on pace to exceed its targeted number of products delivered to internal stakeholders by more than 100%.

### C. Title, Number and Strategic Plan page reference for each Traffic Records System improvement project to which this performance measure relates

This performance measure references the following objective found on page 28 of the strategic plan:

- 7.2 Develop performance measures for the citation data system for TxDPS
- 7.3 Establish citation data audit procedures using the performance measures developed under the data quality control program

## Performance Measure #5: Accessibility of DPS Citation Data

### A. Performance Measure Used to Track Improvements

Accessibility of DPS Citation Data – To achieve 2% increase of analytical products delivered to DPS external stakeholders. Monitoring the delivery of External Analytic products is accomplished monthly. A query of the project management software is executed to find the number of product tickets that are marked delivered to requestor during the reporting period. For economy of action, large statewide deliveries and projects are consolidated into one ticket in the project management software. These special cases will be identified as they occur. Sub-tasks, non-grant and internal grant products are excluded from the query.

**B. Narrative Description of Performance Measure Calculation**Previous Period (FY19):

1100 Analytical Products delivered to external stakeholders in a year.

Current Period (February 2020):

For the month of February, HSOC delivered no less than 19 products to external requestors which is a pace of 228 products annually.

Evaluation:

The number of analytical products delivered by DPS varies from month to month. For example, DPS delivered 2,343 products in November 2019 exceeding DPS's performance measure for the year.

**C. Title, Number and Strategic Plan page reference for each Traffic Records System improvement project to which this performance measure relates**

This performance measure references the following objective found on page 28 of the strategic plan:

- 7.2 Develop performance measures for the citation data system for TxDPS
- 7.3 Establish citation data audit procedures using the performance measures developed under the data quality control program

**State traffic records strategic plan**

**Strategic Plan, approved by the TRCC, that— (i) Describes specific, quantifiable and measurable improvements that are anticipated in the State's core safety databases (ii) Includes a list of all recommendations from its most recent highway safety data and traffic records system assessment; (iii) Identifies which recommendations the State intends to address in the fiscal year, the countermeasure strategies and planned activities that implement each recommendation, and the performance measures to be used to demonstrate quantifiable and measurable progress; and (iv) Identifies which recommendations the State does not intend to address in the fiscal year and explains the reason for not implementing the recommendations:**

Countermeasure Strategies
Traffic Records Training Traffic Records Evaluation

**Planned activities that implement recommendations:**

Unique Identifier	Planned Activity Name	Activity Description
82764	2021-IADLEST-G-1YG-0151	Using Data Driven Strategies and Agency and Analytical Training to Reduce Crashes and Social Harms
82509	2021-TDPS-G-1YG-0107	State Traffic Records System Improvement and Expansion of Crash Data Analysis
82568	2021-TDSHS-IS-G-1YG-0113	Emergency Medical Services and Trauma Registry Data Transition
81787	2021-TMPA-G-1YG-0016	Law Enforcement Advanced DWI Reporting System (LEADRS)
81900	2021-TTI-G-1YG-0035	Providing Technical Assistance to the Texas Traffic Records Coordinating Committee (TRCC)
81929	2021-TTI-G-1YG-0064	Improving Crash Records through Identifying Barriers and Training Law Enforcement Officers

**Quantitative and Measurable Improvement**

**Supporting documentation covering a contiguous 12-month performance period starting no earlier than April 1 of the calendar year prior to the application due date, that demonstrates quantitative improvement when compared to the comparable 12-month baseline period.**

Supporting Document
FY 2020 Texas Traffic Records Information System (TSIS) Strategic Plan - Signed.pdf

**State Highway Safety Data and Traffic Records System Assessment**

**Date of the assessment of the State's highway safety data and traffic records system that was conducted or updated within the five years prior to the application due date:**

Date of Assessment: May of 2018

**Requirement for maintenance of effort**

**ASSURANCE: The lead State agency responsible for State traffic safety information system improvements programs shall maintain its aggregate expenditures for State traffic safety information system improvements programs at or above the average level of such expenditures in fiscal years 2014 and 2015**

## 405(d) Impaired Driving Countermeasures Grant

### Impaired driving assurances

Impaired driving qualification: **Mid-Range State**

**ASSURANCE: The State shall use the funds awarded under 23 U.S.C. 405(d)(1) only for the implementation and enforcement of programs authorized in 23 C.F.R. 1300.23(j).**

**ASSURANCE: The lead State agency responsible for impaired driving programs shall maintain its aggregate expenditures for impaired driving programs at or above the average level of such expenditures in fiscal years 2014 and 2015.**

### Impaired Driving Program Assessment

**Date of the last NHTSA-facilitated assessment of the State's impaired driving program conducted:**

Date of Assessment: August of 2015

### Authority to operate

**Direct copy of the section of the statewide impaired driving plan that describes the authority and basis for the operation of the Statewide impaired driving task force, including the process used to develop and approve the plan and date of approval.**

### Authority and Basis of Operation

The Texas Impaired Driving Task Force (TIDTF) has developed and approved the Plan in preparation for submission through TxDOT to NHTSA in accordance with FAST Act. The Plan was developed in accordance with and reflects all elements set forth by the National Highway Traffic Safety Administration's (NHTSA) Uniform Guidelines for State Highway Safety Programs - No. 8. The plan is a qualifying criterion for Section 405(d) Impaired Driving Countermeasures grant funding for Mid-Range States, and Texas is in this category. Appendix F contains the FY 2020 Texas Impaired Driving Plan.

### Key Stakeholders

Last Name	First Name	Organization	Title
Trueblood	Amber	Texas A&M Transportation Institute	Assistant Research Scientist
De La Garza	Liz	Texas Municipal Courts Education Center	TxDOT Grant Administrator
Ferrell	Kirbie	Texas A&M Transportation Institute	Legislative Affairs Liasion
Abbott	Clay	Texas District and County Attorneys Association	DWI Resource Prosecutor
Brooks	Bobbi	Texas A&M AgriLife Extension Service Watch UR BAC	Program Manager
Busbee	Mark	ADAPT / FRIDAY	Lead Instructor



TEXAS HIGHWAY SAFETY PLAN FOR FISCAL YEAR 2021

Last Name	First Name	Organization	Title
Coffey	Debra	Smart Start, Inc.	Vice President, Government Affairs
Cooley	Chad	Cedar Hill Police Department	Corporal
Cunningham	Tiffany	University of Texas - UT SHIFT Program	SHIFT Community Engagement Coordinator
Degrazia	Greg	Texas Department of Public Safety	Assistant Manager, License and Record Service
Doran	Holly	Texas Center for the Judiciary	TxDOT Program Director
Grubbs	Brian	Texas Municipal Police Association - LEADRS	Program Manager
Gutierrez	Jaime	Mothers Against Drunk Driving	Regional Executive Director
Harris	Kevin	College Station Police Department	Sergeant
Holt	Nicole	Texans for Safe and Drug-Free Youth	Chief Executive Officer
Humphrey	Cynthia	Texas Association of Substance Abuse Programs	Executive Director
Jackson	Jimmy	DPS Troopers Foundation	Chief Deputy (Smith County SO)
James	Andrew	Montgomery County District Attorney's Office	Chief, Vehicular Crimes
Jennings	Mike	Austin Police Department	Detective
Jons	Ashleigh	Texas Alcoholic Beverage Commission	Retailer Education and Compliance Analyst
Karns-Wright*	Tara	UT Health Science Center San Antonio	Assistant Professor
Marquart	Cecil	Sam Houston State University - Impaired Driving Initiatives	Project Director
Mathias	Charles	UT Health San Antonio	Associate Professor, Division of Neurobehavioral Research
McDonald	Dottie	Smart Start, Inc.	Judicial Services Liaison
McGarah	David	Texas SFST	Program Manager
Minevitz	Ned	Texas Municipal Courts Education Center	Grant Administrator
Minjares-Kyle	Lisa	Texas A&M Transportation Institute	Assistant Transportation Scientist
Moser	Amy	Education Service Center - Region 6	Safety Education and Training Specialist
Mudd	Anna	Texas Department of Public Safety - Crime Lab	Toxicology Section Supervisor

TEXAS HIGHWAY SAFETY PLAN FOR FISCAL YEAR 2021

Last Name	First Name	Organization	Title
Ocamb	David	Guerra Deberry Coody and Company	Chief Planning and Research Officer
Palmer	David	Texas Department of Public Safety	Major
Pence	Terry	Texas Department of Transportation	Traffic Safety Director
Robinson	Lisa	National Safety Council	Senior Program Manager
Rounsavall	Allison	Texas Department of Transportation	Alcohol and Other Drug Countermeasures Program Manager
Saint	Nina	SafeWay Driving Systems	Education Director
Sarosdy	Randy	Texas Justice Court Training Center	General Counsel
Scott	Marsha	Texas Department of Transportation	Alcohol and Other Drug Countermeasures Youth Program Manager
Souhami	Gloria	Travis County Attorney's Office	Program Director
Tedder	Jay	Texas Department of Public Safety	Deputy Scientific Director Breath Alcohol Testing
Thorp	Kara	AAA - Texas & New Mexico	Public Affairs Specialist
Weiser	Laura	Texas Center for the Judiciary	Judicial Resource Liaison
Woytek	Tramer	Texas Association of Counties	Judicial Resource Liaison and County Relation Officer
Ericson-Graber	Paige	Texas A&M Transportation Institute	Associate Transportation Researcher
Walden	Troy	Texas A&M Transportation Institute	Center for Alcohol and Drug Education Studies (CADES) Director
Anchondo	Robert	El Paso County Criminal Court #2	Judge

**Date that the Statewide impaired driving plan was approved by the State's task force.**

Date impaired driving plan approved by task force: **06/15/2020**

**Strategic plan details**

**State will use a previously submitted Statewide impaired driving plan that was developed and approved within three years prior to the application due date.**

Continue to use previously submitted plan: **Yes**

**ASSURANCE: The State continues to use the previously submitted Statewide impaired driving plan.**

## 405(f) Motorcyclist Safety Grant

### Motorcycle safety information

**To qualify for a Motorcyclist Safety Grant in a fiscal year, a State shall submit as part of its HSP documentation demonstrating compliance with at least two of the following criteria:**

Motorcycle rider training course: **Yes**  
 Motorcyclist awareness program: **Yes**  
 Reduction of fatalities and crashes: **No**  
 Impaired driving program: **No**  
 Reduction of impaired fatalities and accidents: **No**  
 Use of fees collected from motorcyclists: **Yes**

### Motorcycle rider training course

**Name and organization of the head of the designated State authority over motorcyclist safety issues:**

State authority agency: **Texas Dept. of Public Safety**

State authority name/title: **Cindy Flores, Program Director, TxDPS Motorcycle/ATV Safety Unit**

**Introductory rider curricula that has been approved by the designated State authority and adopted by the State:**

Approved curricula: **(i) Motorcycle Safety Foundation Basic Rider Course**

Other approved curricula:

**CERTIFICATION: The head of the designated State authority over motorcyclist safety issues has approved and the State has adopted the selected introductory rider curricula.**

**Counties or political subdivisions in the State where motorcycle rider training courses will be conducted during the fiscal year of the grant and the number of registered motorcycles in each such county or political subdivision according to official State motor vehicle records, provided the State must offer at least one motorcycle rider training course in counties or political subdivisions that collectively account for a majority of the State's registered motorcycles.**

Please see attached file "**Motorcycle Registrations and Schools by County.xlsx**" –

**First Tab** - number of registered motorcycles per county

**Second Tab** – number of schools by county

**Total number of registered motorcycles in State.**

Total # of registered motorcycles in State: **344,852**

### Motorcyclist awareness program

**Name/organization of the head of the designated State authority over motorcyclist safety issues.**

State authority agency: **Texas Department of Transportation**

State authority name/title: **Michael Chacon, P.E., Director of Traffic Safety Division**

**CERTIFICATION:** The State's motorcyclist awareness program was developed by or in coordination with the designated State authority having jurisdiction over motorcyclist safety issues.

**Performance measures and corresponding performance targets developed for motorcycle awareness that identifies, using State crash data, the counties or political subdivisions within the State with the highest number of motorcycle crashes involving a motorcycle and another motor vehicle.**

<b>Fiscal Year</b>	<b>Performance measure name</b>	<b>Target Period</b>	<b>Target Start Year</b>	<b>Target End Year</b>	<b>Target Value</b>	<b>Sort Order</b>
2021	Motorcycle Fatalities	Annual	2021	2021	405	7
2021	Unhelmeted Motorcycle Fatalities	Annual	2021	2021	190	8

**Counties or political subdivisions within the State with the highest number of motorcycle crashes (MCC) involving a motorcycle and another motor vehicle.**

<b>County or Political Subdivision</b>	<b>Motorcycle Crashes Involving another Motor Vehicle</b>
Harris	738
Bexar	404
Dallas	357
Tarrant	340
Travis	272
El Paso	181
Collin	99
Denton	94
Galveston	87
Bell	83
Montgomery	80
Nueces	65
Williamson	61
Jefferson	56
Lubbock	55
Fort Bend	48
Hays	46
Brazoria	42

TEXAS HIGHWAY SAFETY PLAN FOR FISCAL YEAR 2021

County or Political Subdivision	Motorcycle Crashes Involving another Motor Vehicle
Hidalgo	40
McLennan	40
Smith	39
Brazos	38
Ector	37
Potter	30
Cameron	29
Midland	29
Webb	29
Taylor	26
Gregg	25
Tom Green	23
Grayson	22
Randall	22
Comal	21
Ellis	20
Guadalupe	20
Wichita	19
Kaufman	18
Parker	18
Bowie	17
Johnson	17
Bastrop	14
Harrison	14
Liberty	14
Hunt	13
Angelina	12
Henderson	11
Kerr	11
Hardin	10
Kendall	10
Nacogdoches	10
Coryell	9
Erath	9
Lamar	9
Orange	9
Rockwall	9
San Patricio	9
Chambers	8
Hill	8

TEXAS HIGHWAY SAFETY PLAN FOR FISCAL YEAR 2021

County or Political Subdivision	Motorcycle Crashes Involving another Motor Vehicle
Hood	8
Navarro	8
Van Zandt	8
Bandera	7
Grimes	7
Hopkins	7
Starr	7
Upshur	7
Victoria	7
Walker	7
Wise	7
Anderson	6
Gillespie	6
Howard	6
Palo Pinto	6
Polk	6
Waller	6
Austin	5
Blanco	5
Caldwell	5
Cass	5
San Jacinto	5
Somervell	5
Tyler	5
Cooke	4
Fayette	4
Kleberg	4
Madison	4
Real	4
Rusk	4
Titus	4
Bee	3
Brown	3
Cherokee	3
Dallam	3
Hale	3
Lampasas	3
Llano	3
Medina	3
Montague	3

TEXAS HIGHWAY SAFETY PLAN FOR FISCAL YEAR 2021

County or Political Subdivision	Motorcycle Crashes Involving another Motor Vehicle
Nolan	3
Panola	3
Robertson	3
Winkler	3
Wood	3
Aransas	2
Atascosa	2
Burnet	2
Eastland	2
Edwards	2
Freestone	2
Gaines	2
Gray	2
Jim Wells	2
Lee	2
Live Oak	2
Milam	2
Mitchell	2
Moore	2
Rains	2
Reeves	2
Scurry	2
Terry	2
Uvalde	2
Val Verde	2
Ward	2
Wharton	2
Wilbarger	2
Willacy	2
Young	2
Andrews	1
Armstrong	1
Bosque	1
Brewster	1
Brooks	1
Burleson	1
Calhoun	1
Camp	1
Comanche	1
Deaf Smith	1

County or Political Subdivision	Motorcycle Crashes Involving another Motor Vehicle
Delta	1
Dewitt	1
Fannin	1
Franklin	1
Frio	1
Hamilton	1
Hockley	1
Houston	1
Hutchinson	1
Jasper	1
Kimble	1
Kinney	1
Limestone	1
Mason	1
Matagorda	1
Maverick	1
Runnels	1
Shelby	1
Stephens	1
Stonewall	1
Sutton	1
Swisher	1
Washington	1
Wheeler	1
Zapata	1
<b>Total</b>	<b>4,182</b>

**Total # of motorcycle crashes (MCC) involving a motorcycle and another motor vehicle:**

Total # of MCC crashes involving another motor vehicle: **4,182**

**Countermeasure strategies and planned activities that demonstrate that the State will implement data-driven programs in a majority of counties or political subdivisions where the incidence of crashes involving a motorcycle and another motor vehicle is highest.**

Countermeasure Strategy
Motorcycle Public Information Campaigns



Use of fees collected from motorcyclists for motorcycle programs

**Process under which all fees collected by the State from motorcyclists for the purposes of funding motorcycle training and safety programs are used for motorcycle training and safety programs.**

Use of fees criterion: **Law State**

**Legal citations for each law state criteria.**

Requirement Description	State citation(s) captured
The State law appropriating funds demonstrates that for the current fiscal year, for requiring all fees collected by the State from motorcyclists for the purpose of funding motorcycle training and safety programs are spent on motorcycle training and safety programs.	Yes
The State law or regulation requiring that all fees collected by the State from motorcyclists for the purpose of funding motorcycle training and safety programs are to be used for motorcycle training and safety programs.	Yes

#### Citations

Legal Citation Requirement: **The State law appropriating funds demonstrates that for the current fiscal year, for requiring all fees collected by the State from motorcyclists for the purpose of funding motorcycle training and safety programs are spent on motorcycle training and safety programs.**

Legal Citation: **SB 754**

Amended Date:6/1/2015

#### Citations

Legal Citation Requirement: **The State law or regulation requiring that all fees collected by the State from motorcyclists for the purpose of funding motorcycle training and safety programs are to be used for motorcycle training and safety programs.**

Legal Citation: **SB754**

Amended Date:6/1/2015

## 405(h) Nonmotorized Safety Grant

**ASSURANCE:** The State shall use the funds awarded under 23 U.S.C. 405(h) only for the authorized uses identified in § 1300.27(d).

**Child Restraint Inspection Stations**

	Inspection Station / Event	TxDOT District	Rural/Urban*	Serves At-Risk Population*
1	TxDOT Abilene 111 N Avenue V Snyder, TX 79549 Contact: Rosalinda Sanchez 325-573-0143 <a href="#">By Appointment Only</a>	Abilene	Rural	Yes
2	TxDOT Abilene 400 E Wasson Ave Gail, TX 79738 Contact: Carrie Hart 806-756-4491 <a href="#">By Appointment Only</a>	Abilene	Rural	Yes
3	TxDOT Abilene 4250 N Clack St Abilene, TX 79601 Contact: Jill Collett 325-676-6808 Contact: Kristi Barron 325-676-6811 <a href="#">By Appointment Only</a>	Abilene	Rural	Yes
4	Northwest Texas Healthcare System 1501 S. Coulter, Amarillo, TX 79106 Contact: Julie Poindexter 806-351-4227 Spanish Speaking; Monday-Friday, <a href="#">By Appointment Only</a>	Amarillo	Rural	Unconfirmed
5	Texas Dept. of State Health Services/Region 1 - Community Health Services 300 Victory Drive, Canyon, TX 79016 Contact: Jolie Person 806-477-1138 <a href="#">Please call for an appointment</a>	Amarillo	Rural	Unconfirmed
6	TxDOT Amarillo 114 W SH 15, Gruver, TX 79040 Contact: Janet Williams M-Th 8AM to 5 PM; 806-733-2334 <a href="#">By Appointment Only</a>	Amarillo	Rural	Yes
7	TxDOT Amarillo 12190 US Highway 87 Dalhart, TX 79022 Contact: Nadine Pope 806-249-2071 M- Th 8 AM to 5 PM. <a href="#">By Appointment Only</a>	Amarillo	Rural	Yes
8	TxDOT Amarillo 1249 N Maddox Ave Dumas, TX 79029 Contact: Deanna Ballinger M-Th 8AM to 5 PM; 806-935-4501 <a href="#">By Appointment Only</a>	Amarillo	Rural	Yes

TEXAS HIGHWAY SAFETY PLAN FOR FISCAL YEAR 2021

	Inspection Station / Event	TxDOT District	Rural/Urban*	Serves At-Risk Population*
9	TxDOT Amarillo 5715 Canyon Dr., Amarillo, TX 79110 Contact: La Viza Matthews 806-356-3338 Wednesdays 9:00 AM to 12:00 PM & 1:00 PM to 5:00 PM English only; however can work with translators. <a href="#">By Appointment Only</a>	Amarillo	Rural	Yes
10	TXDOT Atlanta District 2210 W Ferguson Rd Mount Pleasant, TX 75455 Every Tuesday from 1-4 PM Contact: Kelly Medder 903-572-8511	Atlanta	Rural	Yes
11	Austin Safe Kids led by Dell Children's Medical Center 4900 Mueller, Austin, TX 78723 Bilingual CPS Technicians Available 512-324-TOTS (8687) <a href="#">Please call to schedule an appointment.</a>	Austin	Urban	Unconfirmed
12	Austin/Travis County Health & Human Services 7000 Blessing, Austin, TX 78752 Contact: Doug Ballew 512-972-5159 3rd Friday <a href="#">By Appointment</a>	Austin	Urban	Unconfirmed
13	Hays County Sheriff Office 1307 Uhland Rd, San Marcos, TX 78666 Contact: Deputy Manuel de La Rosa 512-393-7373 M-F 8am - 12pm; Spanish Speaking <a href="#">By Appointment Only</a>	Austin	Urban	Unconfirmed
14	Texas A&M AgriLife Extension Service - Lee County Fitting Station 310 S Grimes St, Giddings, TX 78942 Contact: Tonya Poncik 979-542-2753 <a href="#">By Appointment Only</a>	Austin	Urban	Yes
15	Texas Department of State Health Services - Safe Riders Varied locations in Austin, TX 78756 Travis, Williamson, Hays Contact: April Ramos 800-252-8255 / Spanish Speaking 3rd Wednesday of each Month <a href="#">By Appointment Only</a>	Austin	Urban	Yes
16	Beaumont Public Health Dept 3040 College St., Beaumont, TX 77701 <a href="#">APPOINTMENT REQUIRED</a> Monday-Friday 8 AM - 5 PM Please call first to schedule! 409-654-3625	Beaumont	Rural	Unconfirmed
17	TXDOT Beaumont 8350 Eastex Fwy Beaumont, TX 77708 Contact: Georgette Pillitere - Mon-Fri. 409-898-5719 <a href="#">By Appointment Only</a>	Beaumont	Rural	Yes

TEXAS HIGHWAY SAFETY PLAN FOR FISCAL YEAR 2021

	Inspection Station / Event	TxDOT District	Rural/Urban*	Serves At-Risk Population*
18	TXDOT Beaumont District 209 Layl Dr., Liberty, TX 77575 Contact: Linda Frank 936-336-5669 Every Friday 12-5 PM <a href="#">By Appointment Only</a>	Beaumont	Rural	Yes
19	TXDOT Beaumont District 807 Pine St., Woodville, TX 75979 Contact: Amber Couthran 409-283-2451 Mon-Fri. <a href="#">By Appointment Only</a>	Beaumont	Rural	Yes
20	TXDOT Beaumont District FM 563,.1 mi N. of SH 61, Anahuac, TX 77514 Contact: Gidgit Morgan 409-267-3611 Mon- Fri <a href="#">By Appointment Only</a>	Beaumont	Rural	Yes
21	Texas Department of State Health Services 1004 S Bridge St., Brady, TX 76825 Contact: Gina Dicus 325-597-0550 <a href="#">Appointment required</a>	Brownwood	Rural	Unconfirmed
22	TXDOT Brownwood W Main St., Brady, TX 76825 Contact: Dusty Huie 325-597-5412 <a href="#">By Appointment Only</a>	Brownwood	Rural	Yes
23	TxDOT Brownwood District 1502 N Austin St Comanche, TX 76442 Contact: Verna Bearden/Calvin Milburn 325-356-7507 <a href="#">By Appointment Only</a>	Brownwood	Rural	Yes
24	TxDOT Brownwood District 2493 US 183 N., Brownwood, TX 76801 Contact: Jeanni Luckey 325-643-0403 Contact: Sarah Dunlap 325-643-0406 <a href="#">By Appointment Only</a>	Brownwood	Rural	Yes
25	TXDOT Brownwood District 2502 W Wallace St., San Saba, TX 76877 Contact: Keith Shaffer 325-372-3527 <a href="#">By Appointment Only</a>	Brownwood	Rural	Yes
26	TXDOT Brownwood District 906 E Main St., Eastland, TX 76448 Contact: Caleb Ashley/Jason Maynard 254-629-3845 <a href="#">By Appointment Only</a>	Brownwood	Rural	Yes

TEXAS HIGHWAY SAFETY PLAN FOR FISCAL YEAR 2021

	Inspection Station / Event	TxDOT District	Rural/Urban*	Serves At-Risk Population*
27	TXDOT Brownwood District US 84 & US 184 North Goldwaite, TX 76844 Contact: Kevin Seider/Shelley Schuman 325-648-3028 <a href="#">By Appointment Only</a>	Brownwood	Rural	Yes
28	TXDOT Brownwood District US377 North Brady, TX 76825 Contact: Dusty Huie 325-597-5412 <a href="#">By Appointment Only</a>	Brownwood	Rural	Yes
29	TXDOT Brownwood District 1133 US 283 North Lampasas, TX 76550 Contact: Celeste Johnson 512-556-5435 <a href="#">By Appointment Only</a>	Brownwood	Rural	Yes
30	Region 6 Education Service Center 3332 Montgomery Rd., Huntsville, TX 77340 Contact Amy Moser 936-435-8343 <a href="#">By Appointment Only</a>	Bryan	Rural	Unconfirmed
31	Texas A&M Police Department 1111 Research Parkway College Station, TX 77843 <a href="#">By Appointment Only</a> 979-845-5281	Bryan	Rural	Unconfirmed
32	TX Department of State Health Services - Huntsville 2507 Lake Rd, Huntsville, TX 77340 Contact: Jessica Twardeski 936-294-2170 <a href="#">By Appointment Only</a>	Bryan	Rural	Unconfirmed
33	Texas A&M AgriLife Extension Service - Passenger Safety 578 John Kimbrough Blvd RM 131, College Station, TX 77843 Contact: Lilly Fuentes & Bobbi Brooks, Myrna Hill or Bev Kellner Spanish Speaker Available 979- 862-4658; 979-862-1782 Monday-Friday, <a href="#">By Appointment Only</a>	Bryan	Rural	Yes
34	Texas A&M AgriLife Extension Service - Grimes County Fitting Station 208 South Judson Street, Navasota, TX 77868 <a href="#">By Appointment Only</a> 936-873-3907	Bryan	Rural	Yes
35	Texas A&M AgriLife Extension Service 2619 Highway 21 W., Bryan, TX 77803 Contact: Floia Williams 979-823-0129 <a href="#">By Appointment Only</a>	Bryan	Rural	Yes

TEXAS HIGHWAY SAFETY PLAN FOR FISCAL YEAR 2021

	Inspection Station / Event	TxDOT District	Rural/Urban*	Serves At-Risk Population*
36	TXDOT Bryan 2591 N Earl Rudder Fwy Bryan, TX 77803 Contact: Terri Miller 979-778-9777 Contact: Robyn Neveu 979-778-9776 Odd Fridays each month 1-4 PM	Bryan	Rural	Yes
37	TXDOT Childress 1301 W Lonestar St Silverton, TX 79257 Contact: Scott Perkins 806-823-2386 <a href="#">By Appointment Only</a>	Childress	Rural	Yes
38	TXDOT Childress 7599 US Highway 287 Childress, TX 79201 Contact: Nicole Tyler 940-937-7179 M-F <a href="#">By Appointment Only</a>	Childress	Rural	Yes
39	Christus Spohn Hospital Alice 2500 East Main, Alice, TX 78332 Contact: RN Veronica Garcia 361-661-8972 9AM till 12 Noon <a href="#">By Appointment Only</a>	Corpus Christi	Urban	Unconfirmed
40	Driscoll Children 3533 S Alameda St., Corpus Christi, TX 78411 Contact: RN, BS Felicia Powell - Spanish Speaking (361) 694-6700 361-851-6880 Monday-Friday, <a href="#">By Appointment Only</a>	Corpus Christi	Urban	Unconfirmed
41	Texas Department of State Health Services 1413 E Corral Ave., Kingsville, TX 78363 361-325-1142 <a href="#">By Appointment Only</a>	Corpus Christi	Urban	Unconfirmed
42	TX Department of State Health Services 417 South Panna Maria Street Karnes, TX 78118 Monday thru Friday from 8 am to 5 pm 830-780-2303	Corpus Christi	Urban	Unconfirmed
43	TXDOT Corpus Christi District 662 US-181 N, Beeville, TX 78102 Contact: Jose Hernandez 361-203-0244 <a href="#">By Appointment Only</a> - Spanish instruction provided	Corpus Christi	Urban	Yes
44	Children Trauma Services 1935 Motor St., Dallas, TX 75235 Phone: 214-456-2059 Spanish Speaking Mondays, <a href="#">By Appointment Only</a>	Dallas	Urban	Unconfirmed

TEXAS HIGHWAY SAFETY PLAN FOR FISCAL YEAR 2021

	Inspection Station / Event	TxDOT District	Rural/Urban*	Serves At-Risk Population*
45	Children's 7601 Preston Road Plano, TX 75024 Contact: Susan Jackson 214-456-2059 This Inspection Station is Only Open the last Friday of every Month! Hours are 9:30 AM thru 12:30 PM <a href="#">By Appointment Only</a>	Dallas	Urban	Unconfirmed
46	Dallas Police Department - Traffic Section 334 S. Hall, Dallas, TX 75226 Contact: Officer Smite 214-670-5012 <a href="#">By Appointment Only</a>	Dallas	Urban	Unconfirmed
47	Denton County Health Department 535 TX-288 N Loop, Suite 288 Denton, TX 76205 Contact: Julie Wright 972-434-4715 Spanish and English; <a href="#">By Appointment Only</a>	Dallas	Urban	Unconfirmed
48	Denton Police Department 601 E Hickory St., Suite # E Denton, TX 76205 Contact: Wanda Bodle 940-349-8181 Wednesday-Thursday-Friday, <a href="#">By Appointment</a>	Dallas	Urban	Unconfirmed
49	Injury Prevention Center of Dallas 6300 Harry Hines Blvd., Suite 240 Dallas, TX 75235 Contact: David Beveridge / Isabel Colunga Spanish Speaking 214.590.4455 Monday-Friday, Call for appointment - not done at this location	Dallas	Urban	Unconfirmed
50	Lewisville Police Department 1187 W Main St., Lewisville, TX 75067 Contact: Virginia Fisher 972-219-3668 Appts held on the last Tuesday of each month. <a href="#">By Appointment Only</a>	Dallas	Urban	Unconfirmed
51	Presbyterian Hospital-Kaufman 850 Ed Hall Dr., Kaufman, TX 75142 Contact: Amanda 877-847-9355 English 4th Saturday 9-11.30 am <a href="#">By Appointment Only</a>	Dallas	Urban	Unconfirmed
52	Safety Seat Experts 4505 Normandy Ave Unit #2, Dallas, TX 75205 Contact: Amanda Wells (214)-770-7466 Hours: Monday-Saturday, <a href="#">By Appointment only</a> <b>**** This is a fee based service ****</b>	Dallas	Urban	Unconfirmed



TEXAS HIGHWAY SAFETY PLAN FOR FISCAL YEAR 2021

	Inspection Station / Event	TxDOT District	Rural/Urban*	Serves At-Risk Population*
53	Texas Health Presbyterian Hospital Allen 1105 Central Expy N. Allen, TX 75013 Contact: Amanda English 877-847-9355 2nd Saturday each month 9.00-12.30pm; MOB2 Parking Lot; <a href="#">By Appointment Only</a>	Dallas	Urban	Unconfirmed
54	Texas Health Presbyterian Hospital Dallas 8200 Walnut Hill Ln., Dallas, TX 75231 Contact: Amanda English 877-847-9355 <a href="#">By Appointment Only</a>	Dallas	Urban	Unconfirmed
55	Texas Health Presbyterian Hospital Denton 3000 N I-35, Denton, TX 76201 Contact: Amanda English 877-847-9355 1st Saturday 10-1:30pm <a href="#">By Appointment Only</a>	Dallas	Urban	Unconfirmed
56	Texas Health Presbyterian Hospital Plano 6200 W Parker Rd, Plano, TX 75093 Contact: Safe Kids Coordinator Miriam Wilhem 800-477-3729 <a href="#">By Appointment Only</a>	Dallas	Urban	Unconfirmed
57	University Park Fire Department 3800 University Blvd, Dallas, TX 75205 Contact: Phylliss Mahan (214) 987-5380 If no answer, leave name & phone #. Calls returned within 24 hours - Only University Park Residents <a href="#">By Appointment Only</a>	Dallas	Urban	Unconfirmed
58	Baylor Scott/White Medical Center McKinney 5252 W University D., McKinney, TX 75071 Phone: 469-764-5500 Monday thru Friday <a href="#">By Appointment Only</a>	Dallas	Urban	Yes
59	Presbyterian Hospital of Plano 6200 W. Parker Road Plano, TX 75093 Contact: Amanda English 877-847-9355 1st Tuesday 9.30-1pm 3rd; Tuesday 9.30-1pm; 4th Saturday 9.30-1pm <a href="#">By Appointment Only</a>	Dallas	Urban	Yes
60	Texas AgriLife Extension Service 300 W 3rd Ave Corsicana, TX 75110 Navarro Contact: Paula Butler 903-654-3075 <a href="#">By Appointment Only</a>	Dallas	Urban	Yes
61	TXDOT Dallas District 100 SW County Road 100 Corsicana, TX 75110 2nd Tuesday and Wednesday 9AM-11AM Contact: Vicki Farmer 903-874-4351	Dallas	Urban	Yes

TEXAS HIGHWAY SAFETY PLAN FOR FISCAL YEAR 2021

	Inspection Station / Event	TxDOT District	Rural/Urban*	Serves At-Risk Population*
62	TXDOT Dallas District 124 FM-876, Waxahachie, TX 75167 Contact: Jennifer Godina 972-938-2960 3rd and 4th Friday 9AM-3PM Spanish instruction provided	Dallas	Urban	Yes
63	TXDOT Dallas District 2205 S State Highway 5 McKinney, TX 75069 Contact: Cody Phillips 972-542-2345 Contact: David Sisk 972-542-2461 1st and 3rd Wednesday 9 AM -11 AM	Dallas	Urban	Yes
64	TXDOT Dallas District 2624 W Prairie St Denton, TX 76201 2nd and 3rd Tuesday 9 AM - 2 PM Contact: Kathleen Harlan 940-387-1414	Dallas	Urban	Yes
65	TXDOT Dallas District 2750 S Washington St Kaufman, TX 75142 1st and 3rd Tuesday 8 AM - 12 PM Contact: Mandel Howard 972-962-3848 Contact: Daniel Poole 972-962- 3617	Dallas	Urban	Yes
66	TXDOT Dallas District 4777 US-80 E., Mesquite, TX 75150 Contact: Bernadine Moore 214-320-6220 Contact: Robert White 214-320-6235 1st and 3rd Wednesday 9AM-3PM Spanish instruction provided TXDOT	Dallas	Urban	Yes
67	El Paso Police Department-Safe Communities 911 N. Raynor El Paso, TX 79930 Contact: Cynthia Aguinaga (915) 422-2976 <a href="#">By Appointment Only</a>	El Paso	Urban	Unconfirmed
68	Texas Department of State Health Services - Alpine 205 N Cockrell St Alpine, TX 79830 Contact: Hilda Hernandez (432) 837-3877 <a href="#">By Appointment Only</a>	El Paso	Urban	Unconfirmed
69	Texas Department of State Health Services - Presidio 701 Bomar, One Main Center, Presidio, TX 79845 Contact: Angelica Rivero (432) 229-1540 <a href="#">By Appointment Only</a>	El Paso	Urban	Unconfirmed

TEXAS HIGHWAY SAFETY PLAN FOR FISCAL YEAR 2021

	Inspection Station / Event	TxDOT District	Rural/Urban*	Serves At-Risk Population*
70	Texas Department State Health Services - FCHS 101 N Mesa St., Marfa, TX 79843 Contact: Arlene Conners 432-729-4275 Spanish language available. By Appointment Only	El Paso	Urban	Unconfirmed
71	Texas Department State Health Services - FCHS 401 E Franklin Ave., El Paso, TX 79901 Contact: Rick Chafino 915-834-7760 Thursday Appointments Only; Spanish language available. <a href="#">By Appointment Only</a>	El Paso	Urban	Unconfirmed
72	Texas Department State Health Services - FCHS 704 W Broadway, Van Horn, TX 79855 Contact: Martha Corrales 432-283-3090 Spanish language available. <a href="#">By Appointment Only</a>	El Paso	Urban	Unconfirmed
73	TXDOT El Paso District 13301 Gateway Blvd W El Paso, TX 79928 Contact: Monica O'Kane 915-790-4384 Contact: Elva Rascon 915-790-4388 Spanish instruction provided; 2nd & 3rd Tuesdays from 1-3pm; <a href="#">By Appointment Only</a>	El Paso	Urban	Yes
74	First United Methodist Church of Hurst 521 W Pipeline Rd., Hurst, TX 76053 Contact: Amanda English 877-847-9355 4th Tuesday 10:30am-1:30pm <a href="#">By Appointment Only</a>	Fort Worth	Urban	Unconfirmed
75	Southlake Fire Department 600 State St., Southlake, TX 76092 Contact: Renni Burt 817-748- 8349 Monday-Friday, <a href="#">By Appointment</a>	Fort Worth	Urban	Unconfirmed
76	Southlake Police Department 100 E Dove Rd., Southlake, TX 76092 Contact: Valerie Snyder 817-748-8173 Monday -Friday <a href="#">Appointment Only</a>	Fort Worth	Urban	Unconfirmed
77	Texas Health Arlington Memorial Hospital 800 W Randol Mill Rd., Arlington, TX 76012 Contact: Amanda English 877-847-9355 NW employee parking lot <a href="#">By Appointment Only</a>	Fort Worth	Urban	Unconfirmed

TEXAS HIGHWAY SAFETY PLAN FOR FISCAL YEAR 2021

	Inspection Station / Event	TxDOT District	Rural/Urban*	Serves At-Risk Population*
78	Texas Health Harris Methodist Hospital Alliance 10864 Texas Health Trail, Fort Worth, TX 76244 Contact: Amanda English 877-847-9355 3rd Saturday 9-11:30am <a href="#">By Appointment Only</a>	Fort Worth	Urban	Unconfirmed
79	Texas Health Harris Methodist Hospital Southwest 6270 John Ryan Dr., Fort Worth, TX 76132 Contact: Amanda English 877-847-9355 2nd Saturday 9:30-1pm <a href="#">By Appointment Only</a>	Fort Worth	Urban	Unconfirmed
80	Texas Health Harris Methodist Hospital Stephenville 411 N Belknap Ave., Stephenville, TX 76401 Contact: Amanda English 877-847-9355 Community Outreach Building 2; <a href="#">By Appointment Only</a>	Fort Worth	Urban	Unconfirmed
81	TX Health Methodist Hospital Southwest 1800 West Fwy., Fort Worth, TX 76102 Contact: Amanda 877-847-9355 3rd Wednesday 9.30-1.30pm English - <a href="#">By Appointment Only</a>	Fort Worth	Urban	Unconfirmed
82	Eules Police Department 1102 W Eules Blvd Eules, TX 76040 Tarrant Contact: Cpl James Gordon 817-685-1686 Monday-Friday, <a href="#">By Appointment Only</a>	Fort Worth	Urban	Unconfirmed
83	TX Health Methodist Hospital Southwest 6300 John Ryan Dr., Fort Worth, TX 76132 Contact: Amanda English 877-847-9355 4th Wednesday 9:30-1:30pm <a href="#">By Appointment Only</a>	Fort Worth	Urban	Unconfirmed
84	Safe Kids Tarrant County led by Cook Children 801 7th Ave, Fort Worth, TX 76104 Locations and dates vary. 682-885-2634; 682-885-5909 Messages returned within 2 business days. Spanish-speaking. <a href="#">By appointment only.</a>	Fort Worth	Urban	Yes
85	Baytown P.D. 1308 Apache Trail Baytown, TX 77521 Contact: Larry Aldridge 281-420-5376 Monday-Friday	Houston	Urban	Unconfirmed

TEXAS HIGHWAY SAFETY PLAN FOR FISCAL YEAR 2021

	Inspection Station / Event	TxDOT District	Rural/Urban*	Serves At-Risk Population*
86	City of Deer Park Traffic Facility Building B 4100 Luella Ave., Deer Park, TX 77536 Monday-Friday 9am-12pm 281-478-7257; 832-822-2277 <a href="#">By Appointment Only</a>	Houston	Urban	Unconfirmed
87	Cypress Creek EMS 7111 Five Forks Dr Spring, TX 77379 Contact: Kristen Roszko 281-378-0800 Every Wednesday 9am-12pm <a href="#">By Appointment Only</a>	Houston	Urban	Unconfirmed
88	Fort Bend County Sheriff's Office 1521 Eugene Heimann Circle, Richmond, TX 77469 Contact: Deputy Gerard Argao 281-238-1536 Monday-Friday 9am-12pm <a href="#">By Appointment Only</a>	Houston	Urban	Unconfirmed
89	Friendswood Police Department 1600 Whitaker Dr Friendswood, TX 77546 Contact: Officer Crouch 281-996-3316 Every Other Monday 4pm-8pm <a href="#">By Appointment Only</a>	Houston	Urban	Unconfirmed
90	Harris County Sheriff's Dept-Cali Storefront 17117 Cali Dr., Houston, TX 77090 Monday-Friday 9am-4pm 281-537-1606 Spanish Speaking Technicians Available; <a href="#">By Appointment Only</a>	Houston	Urban	Unconfirmed
91	Harris County Sheriff's Office 19818 Franz Rd., Katy, TX 77449 Monday-Friday 9am-4pm 281-647-9371 D4 Franz Storefront; Spanish Speaking Technicians Available <a href="#">By Appointment Only</a>	Houston	Urban	Unconfirmed
92	Harris County Sheriff's Office 7043 Highway 6 S Houston, TX 77083 Monday-Friday 9am-4pm 281-564-5988 D4 Mission Bend Storefront – Spanish Speaking Technicians Available <a href="#">By Appointment Only</a>	Houston	Urban	Unconfirmed
93	Harris County Sherriff's Office 5202 Aldine Mail Route Rd., Houston, TX 77039 Monday-Friday 9am-4pm 281-449-6600 D2 Aldine Storefront - Spanish Speaking Technicians Available <a href="#">By Appointment Only</a>	Houston	Urban	Unconfirmed

TEXAS HIGHWAY SAFETY PLAN FOR FISCAL YEAR 2021

	Inspection Station / Event	TxDOT District	Rural/Urban*	Serves At-Risk Population*
94	Harris County Sherriff's Office 7614 Fallbrook Dr Houston, TX 77086 Monday-Friday 9am-4pm 281-537-9492 D1 Willowood Storefront Spanish Speaking Technicians Available <a href="#">By Appointment Only</a>	Houston	Urban	Unconfirmed
95	La Porte EMS 10428 Spencer Hwy La Porte, TX 77571 Contact: Rachel Gomez 281-471-9244 Bi-weekly Hours 1630-2000 <a href="#">By Appointment Only</a>	Houston	Urban	Unconfirmed
96	Lake Jackson EMS 10 Oak Dr., Lake Jackson, TX 77566 Contact: Jenni Jones 979-415-2715 2nd Friday of Every Month 11am-3pm <a href="#">By Appointment Only</a>	Houston	Urban	Unconfirmed
97	Monument Chevrolet 3940 Pasadena Fwy Pasadena, TX 77503 Contact: Diana Suarez 832-822-2277 2nd Thursday of every month 1pm-4pm Spanish Speaking Technicians Available. <a href="#">By Appointment Only</a>	Houston	Urban	Unconfirmed
98	New Caney Fire Department 19870 FM 1485 West, New Caney, TX 77357 Contact: Kyle Romagus 281-689-3112, Extension 0 Hours: Saturday 1:00-4 PM <a href="#">By Appointment Only</a>	Houston	Urban	Unconfirmed
99	Pearland EMS-Station 5 3100 Kirby Dr Pearland, TX 77584 Hours: 3rd Friday every month from 8:30am-12:00pm Spanish Speaking Technicians available 281-997-5840 <a href="#">By Appointment Only</a>	Houston	Urban	Unconfirmed
100	Rosenberg Municipal Court 2110 4th St., Rosenberg, TX 77471 Contact: Officer John Johnson 832-595-3450 Monday-Friday 9am-12pm <a href="#">By Appointment Only</a>	Houston	Urban	Unconfirmed

TEXAS HIGHWAY SAFETY PLAN FOR FISCAL YEAR 2021

	Inspection Station / Event	TxDOT District	Rural/Urban*	Serves At-Risk Population*
101	Texas Department of Public Safety 12230 West Road, Houston, TX 77092 Contact: Trooper Richard Standifer/Trooper John Sampa 281-517-1338;281-517-1337; Monday-Friday <a href="#">By Appointment Only</a>	Houston	Urban	Unconfirmed
102	Tree of Life, 3201 N. Loop 336 W., Conroe, TX 77304 1st & 3rd Thursday of month 9am-12pm 936-539-9530: Spanish Speaking Spanish Speaking Technicians Available <a href="#">Appointment Only</a>	Houston	Urban	Unconfirmed
103	Harris County Emergency Corps 2800 Aldine Bender Rd, Houston, TX 77032 Contact: Amy Spoerle 281-449-3131 Monday-Friday 9am-12pm by Appointment Spanish Speaking Technician available	Houston	Urban	Unconfirmed
104	Avance 1917 Cochran St Houston, TX 77009 2nd Wednesday of Every Month 9am-12pm Contact: Liliana Garcia 713-812-0033 x 237 Contact: Mary Garcia 832-831-4889 Spanish Speaking Technicians Available <a href="#">By Appointment Only</a>	Houston	Urban	Yes
105	Southwest Multi-Service Center 6400 High Star Dr., Houston, TX 77074 Contact: Diana Suarez 832-822-2277 3rd Wednesday of Every Month 9am-12pm Spanish Speaking Technicians Available <a href="#">By Appointment Only</a>	Houston	Urban	Yes
106	Texas A&M AgriLife Extension Service - Brazoria County 21017 County Road 171, Angleton, TX 77515 Located in Precinct 2 Building; Contact: Courtney Latour 979-864-1558 ext 115 <a href="#">Please call to schedule an appointment!</a>	Houston	Urban	Yes
107	TXDOT Houston 7600 Washington Ave Houston, TX 77007 Contact: Lillíán M. Ramírez 713-802-5877; 713-802-5177 Spanish instruction available	Houston	Urban	Yes

TEXAS HIGHWAY SAFETY PLAN FOR FISCAL YEAR 2021

	Inspection Station / Event	TxDOT District	Rural/Urban*	Serves At-Risk Population*
108	Texas Department of State Health Services 1401 Las Vacas St., Del Rio, TX 78840 Monday-Friday 8:00am - 12:00pm and 1:00 - 5:00pm Contact: Araceli Perez/Jose Guerrero 830-768-2800 <a href="#">Appointment Required</a>	Laredo	Urban	Unconfirmed
109	TxDOT Laredo 1817 Bob Bullock Loop Laredo, TX 78043 Web Contact: Blanca Trevino-Castro 956-712-7428 Contact: Mirelda Cavazos 956-717-7700 Contact: Maria Rodgers 956-712-7453; English and Spanish. <a href="#">By Appointment Only</a>	Laredo	Urban	Yes
110	Injury Prevention Coalition of the South Plains Inc. P.O. Box 53074, Lubbock, TX 79453 Contact: Karen Slay 806-745-5428 <a href="#">By Appointment Only</a>	Lubbock	Rural	Unconfirmed
111	Smith South Plains 2483 Highway 114 E Levelland, TX 79336 Child Safety Seat Clinic. Contact: Laura Bass 806-894-3191 There will be Certified Inspectors on site to check the Child	Lubbock	Rural	Unconfirmed
112	Lubbock Fire Department 515 East Ursuline Street, Lubbock, TX 79403 Contact: Doyce Weing Or Monica Philip 806-775-3070 <a href="#">By Appointment Only</a>	Lubbock	Rural	Unconfirmed
113	Texas Dept of State Health Services 6302 Lola Ave., Lubbock, TX 79424 Hours: Monday thru Friday 8AM to 5 PM; Contact: Taya Jones -Castillo 806-783-6481 <a href="#">Appointment required</a>	Lubbock	Rural	Unconfirmed
114	Lufkin Police Department 300 E. Sheperd Ave., Lufkin, TX 75902 Contact: Toby Stanaland 936-633-0356 Sunday-Saturday <a href="#">By Appointment Only</a>	Lubbock	Rural	Unconfirmed
115	TXDOT Lubbock 135 E Slaton Rd Lubbock, TX 79404 Contact: David Barrera/Karen Peoples 806-748-4478 M-F, 8:00 AM to 5:00 PM; Spanish instruction available. <a href="#">By Appointment Only</a>	Lubbock	Rural	Yes



TEXAS HIGHWAY SAFETY PLAN FOR FISCAL YEAR 2021

	Inspection Station / Event	TxDOT District	Rural/Urban*	Serves At-Risk Population*
116	TXDOT Lufkin District 1123 TX-304 Loop, Crockett, TX 75835 Contact: Darrell Nealy/Jacky Hill 9365442264 <a href="#">By Appointment only</a>	Lufkin	Rural	Yes
117	TXDOT Lufkin District 1805 N Timberland Dr Lufkin, TX 75901 Contact: Krista Cloonan 936-634-4433 Contact: Melissa McKnight 936-633-4303 <a href="#">By Appointment Only</a>	Lufkin	Rural	Yes
118	Midland Police Department 601 N Loraine St., Midland, TX 79701 Contact: Miriam Thatcher, Lisa Seal April Chandler, Daniel Zoelzer Phone: 432-685-7108 Spanish Speaking Available Monday -Friday 8AM to 5PM; <a href="#">By Appointment Only</a>	Odessa	Rural	Yes
119	Texas A&M AgriLife Extension Service - Ward County Fitting Station 3600 S Stockton Ave, Monahans, TX 79756 Contact: Abigail Pritchard 432-943-4112 By <a href="#">Appointment Only</a> Located in Unit # J	Odessa	Rural	Yes
120	TXDOT Odessa District 3901 E Highway 80 Odessa, TX 79761 Hours: 10:00AM to 3:00PM daily. Spanish instruction available. Contact: Gina Galindo 432-498-4748 Contact: Griselda Rodriguez 432-498-4690 <a href="#">By Appointment Only</a>	Odessa	Rural	Yes
121	TXDOT Odessa District State Highway 137 Stanton, TX 79782 Contact: Herminia Gonzalez 432-756-2140 10:00AM to 3:30PM daily. Spanish instruction available. <a href="#">By Appointment Only</a>	Odessa	Rural	Yes
122	TXDOT Odessa District US Highway 385 N Crane, TX 79731 Contact: Debbie Crane 432-558-2711 10:00AM to 3:00PM daily. <a href="#">By Appointment Only</a>	Odessa	Rural	Yes

TEXAS HIGHWAY SAFETY PLAN FOR FISCAL YEAR 2021

	Inspection Station / Event	TxDOT District	Rural/Urban*	Serves At-Risk Population*
123	TxDOT Paris District Hopkins Office 1100 Hillcrest Dr., Sulphur Springs, TX 75482 Contact: Gus Escobedo 903-885-4031 M-F 8:00am-5:00pm; Call prior to coming Rains, Delta, Hopkins County	Paris	Rural	Unconfirmed
124	Department of State Health Services 308 N Cedar St., Clarksville, TX 75426 Contact: Tammy Miller 903-428-3909 M-Th 8:00am-5:00pm; <a href="#">Appointment preferred; however not required</a>	Paris	Rural	Unconfirmed
125	Texas Health Presbyterian Hospital-WNJ 500 N Highland Ave., Sherman, TX 75092 First Saturday of every month 903-647-1777 <a href="#">By Appointment Only</a>	Paris	Rural	Unconfirmed
126	TxDOT Paris District 131 FM 64 West, Cooper, TX 75432 Monday - Friday 8:00AM to 5:00PM Contact: Daniel Escobedo 903-395-2139	Paris	Rural	Yes
127	TxDOT Paris District 1365 N Main St Paris, TX 75460 Contact: Monica Yates 903-737-9292 Monday - Friday 8:00AM to 5:00PM	Paris	Rural	Yes
128	TxDOT Paris District US-75, Sherman, TX 75090 Monday-Friday 8:00AM to 5:00PM Contact: Jeff Galewater 903-892-6529	Paris	Rural	Yes
129	Community Action Council of So. Texas 510 E Eisenhower Rd, Rio Grande City, TX 78582 Contact: Victoria Ruiz Claudia Gonzalez 956-573-5375 Monday-Friday <a href="#">By Appointment Only</a>	Pharr	Rural	Unconfirmed
130	Harlingen Police Department 1102 S. Commerce, Harlingen, TX 78550 Contact: Officer Ray DeLua/ Officer Salvador Carmona Phone: 956-216-5436; 956-216-5529 <a href="#">By Appointment Only</a>	Pharr	Rural	Unconfirmed
131	City of McAllen-Traffic Operations 210 N 20th St., McAllen, TX 78501 Contact: Sara Gonzalez 956-681-2700 M-F 7am-4pm <a href="#">Appointment Required</a>	Pharr	Urban	Unconfirmed

TEXAS HIGHWAY SAFETY PLAN FOR FISCAL YEAR 2021

	Inspection Station / Event	TxDOT District	Rural/Urban*	Serves At-Risk Population*
132	Mission Regional Medical Center 900 S Bryan Rd, Mission, TX 78572 Contact: Brenda Salinas 956-821-4354 <a href="#">By Appointment Only</a>	Pharr	Urban	Unconfirmed
133	South Texas Health System 1400 W Trenton Rd Edinburg, TX 78539 Contact: Judy Castillo 956-632-4484 8AM-5PM <a href="#">By Appointment</a> Spanish Speaking	Pharr	Urban	Unconfirmed
134	Texas Department of Public Safety 1414 N. Bicentennial, McAllen, TX 78501 Monday thru Friday Bilingual services in Spanish Available! Contact: Trooper Juan Hernandez 956-984-5647 Call or email Trooper Hernandez at JuanG.Hernandez@txdps.state.tx.us	Pharr	Urban	Unconfirmed
135	Texas Department of State Health Services 1200 E Highway 285, Falfurrias, TX 78355 361-325-1142 <a href="#">By Appointment Only</a>	Pharr	Urban	Unconfirmed
136	Texas Department of State Health Services 174 S 13th St, Raymondville, TX 78580 Contact: Patricia Huerta 956-421-5582 <a href="#">By Appointment Only</a>	Pharr	Urban	Unconfirmed
137	Texas Department of State Health Services 2345 E Price Rd., Brownsville, TX 78521 Contact: Patricia Huerta 956-421-5582 <a href="#">By Appointment Only</a>	Pharr	Urban	Unconfirmed
138	Texas Department of State Health Services 412 N Smith Ave., Hebbronville, TX 78361 Please call to schedule an appointment 361-325-1142 <a href="#">By Appointment Only</a>	Pharr	Urban	Unconfirmed
139	Texas Department of State Health Services 601 W Sesame Dr., Harlingen, TX 78550 Contact: Patricia Huerta 956-421-5582 <a href="#">By Appointment Only</a>	Pharr	Urban	Unconfirmed
140	Texas Department of State Health Services 608 N Garza St., Rio Grand City, TX 78582 Contact: Patricia R. Huerta 956-421-5582 <a href="#">By Appointment Only</a>	Pharr	Urban	Unconfirmed

TEXAS HIGHWAY SAFETY PLAN FOR FISCAL YEAR 2021

	Inspection Station / Event	TxDOT District	Rural/Urban*	Serves At-Risk Population*
141	Valley Baptist Medical Center 2101 Pease St., Harlingen, TX 78550 Contact: Yolanda Padilla 956-339-6905 8am - 5pm <a href="#">No appointment necessary</a>	Pharr	Urban	Unconfirmed
142	TXDOT Pharr 600 US-83 Branch Pharr, TX 78577 Contact: Rodney Elizondo 956-702-6307 Contact: Hazel Zepeda 956-702-6129 Contact: Teresa Muelberger-McMillian 956-702-6141 Contact: Oscar Garza 956-702-6119 Spanish instruction available. <a href="#">By Appointment Only</a>	Pharr	Urban	Yes
143	TXDOT Pharr District 1350 E US Highway 77 San Benito, TX 78586 Contact: Robert Serna 956-399-5102 Spanish instruction available. <a href="#">By Appointment Only</a>	Pharr	Urban	Yes
144	TXDOT Pharr District 521 W Ferguson Ave Pharr, TX 78577 Contact: Mary Mata 956-702-6250 <a href="#">By Appointment Only</a>	Pharr	Urban	Yes
145	Texas Department State Health Services - Sonora 103 E Main, Sonora, TX 76950 Contact: Araceli Perez 325-387-2234 Monday - Friday 8 AM -5 PM	San Angelo	Rural	Unconfirmed
146	TXDOT San Angelo District 4502 Knickerbocker Rd, San Angelo, TX 76904 Contact: MonaLisa Didelot-Page 325-947-9219 <a href="#">By Appointment Only</a>	San Angelo	Rural	Yes
147	Kerr County Sheriff 400 Clearwater Paseo Kerrville, TX 78028 Contact: Michael Earney 830-896-1216 ext.212 <a href="#">By Appointment Only</a>	San Antonio	Urban	Unconfirmed
148	Kerrville PD 429 Sidney Baker St Kerrville, TX 78028 Kerr Contact: Sergeant Scott Gaige 830-257-8181 8:00am - 5:00pm <a href="#">By Appointment Only</a>	San Antonio	Urban	Unconfirmed
149	Safe Kids San Antonio, STRAC, TXDOT 4615 NW Loop 410, San Antonio, TX 78229 210-615-5803 <a href="#">By Appointment Only</a>	San Antonio	Urban	Unconfirmed

TEXAS HIGHWAY SAFETY PLAN FOR FISCAL YEAR 2021

	Inspection Station / Event	TxDOT District	Rural/Urban*	Serves At-Risk Population*
150	Texas Department State Health Services- Kerrville 819 Water St E., Kerrville, TX 78028 Contact: Norma Cardona-Price 830-896-5515 M-F 8am-12noon and 1pm-5pm <a href="#">By Appointment Only</a>	San Antonio	Urban	Unconfirmed
151	TXDOT San Antonio District 3500 NW I-410-LOOP, San Antonio, TX 78201 Contact: Christine Tremblay 210-731-5230 <a href="#">By Appointment Only</a>	San Antonio	Urban	Yes
152	TXDOT San Antonio District 4615 NW I-410-LOOP, San Antonio, TX 78229 Contact: Kenneth Kuykendall 210-615-5956 Contact: Sandra Akins 210-615-6471 Contact: Jose Ibarra 210-615-6060 <a href="#">By Appointment Only</a>	San Antonio	Urban	Yes
153	University Hospital/San Antonio Safe Kids 4502 Medical Dr, San Antonio, TX 78229 Monday-Friday, 210-358-4295 Spanish Speaking <a href="#">By Appointment Only</a>	San Antonio	Urban	Yes
154	ETMC EMS Headquarters 352 S Glenwood Blvd, (US-69N), Tyler, TX 757021 Contact: Vicky LaMay 903-939-5746 <a href="#">By Appointment Only</a>	Tyler	Rural	Unconfirmed
155	Texas A&M AgriLife Extension Service- Anderson County Fitting Station 101 East Oak Street, Corner of Oak & Sycamore St Palestine, TX 75801 Anderson <a href="#">By Appointment Only</a> 903-723-3735	Tyler	Rural	Yes
156	TXDOT Waco District 410 W Loop 121, Belton, TX 76513 Contact: Lisa Haussner 254-939-3778 Tuesday-Thursday, <a href="#">By Appointment Only</a>	Waco	Rural	Yes
157	TXDOT Waco District 100 S Loop Dr., Waco, TX 76704 Contact: Jolie Person 254-867-2879 Monday-Friday <a href="#">By Appointment</a>	Waco	Rural	Yes
158	TXDOT Waco District 1301 E Main St Hamilton, TX 76531 Contact: Keslie Koether 254-386-5512 Tuesday-Thursday, <a href="#">By Appointment.</a>	Waco	Rural	Yes

TEXAS HIGHWAY SAFETY PLAN FOR FISCAL YEAR 2021

	Inspection Station / Event	TxDOT District	Rural/Urban*	Serves At-Risk Population*
159	TXDOT Waco District 1400 S Abbott Ave Hillsboro, TX 76645 Contact: Leona Aparicio 254-582-5411 Tuesday-Thursday <a href="#">By Appointment.</a>	Waco	Rural	Yes
160	TXDOT Waco District 3502 E Main St Gatesville, TX 76528 Contact: Donna Smith 254-867-7115 Tuesday-Thursday, <a href="#">By Appointment Only.</a>	Waco	Rural	Yes
161	TXDOT Waco District 9167 State Highway 6 Meridian, TX 76665 Contact: Jennifer Page 254-435-2258 Tuesday-Thursday, <a href="#">By Appointment Only.</a>	Waco	Rural	Yes
162	TXDOT Waco District N Highway 14, Mexia, TX 76667 Contact: Brian Dickinson 254-562-2900 Tuesday-Thursday, <a href="#">By Appointment Only.</a>	Waco	Rural	Yes
163	New Parent Support Program 149 Hart Street, Sheppard AFB Clinic (Bldg 1200) Sheppard AFB, TX 76311 Contact: Barbara Kernott RN 940-676-7239 Monthly car seat inspection station at Sheppard AFB, Texas Third Thursday of the month from 830 AM until 12PM; <a href="#">By Appointment Only</a>	Wichita Falls	Rural	Unconfirmed
164	United Regional 1600 11th Street, Wichita Falls, TX 76301 Contact: RN Laura Presser 8AM - 4PM 940-764-2122	Wichita Falls	Rural	Unconfirmed
165	TXDOT Wichita Falls District 4031 Main St., Vernon, TX 76384 Contact: David Fulford 940-357-9390 <a href="#">By Appointment Only.</a>	Wichita Falls	Rural	Yes
166	TXDOT Wichita Falls District 1601 Southwest Pkwy Wichita Falls, TX 76302 Contact: Tish Beaver 940-720-7708 <a href="#">By Appointment Only</a>	Wichita Falls	Rural	Yes
167	TX Department of State Health Services 1309 E Cemetery RD., Hallettsville, TX 77964 Contact: Sheila Jansky 361-798-9626 Monday thru Friday 8:00 AM- 5:00 PM; <a href="#">Appointment Required</a>	Yoakum	Rural	Unconfirmed

TEXAS HIGHWAY SAFETY PLAN FOR FISCAL YEAR 2021

	Inspection Station / Event	TxDOT District	Rural/Urban*	Serves At-Risk Population*
168	Texas A&M AgriLife Extension 186 County Road 101, Suite 1, Port Lavaca, TX 77979 Contact: Tina Treviño 361-552-9747 8 AM-5 PM Monday thru Friday <a href="#">By Appointment Only</a>	Yoakum	Rural	Yes
169	Texas A&M AgriLife Extension Service Fayette County Fitting Station 254 North Jefferson Street, La Grange , TX 78945-2213 Contact: Sally Garrett and Jennifer Boening (979) 968-5831 <a href="#">By Appointment Only</a>	Yoakum	Rural	Yes
170	TXDOT Yoakum 403 Huck St Yoakum, TX 77995 Second Tuesday of each month from 1-4 PM Contact: Pat Eifert 361-293-4307	Yoakum	Rural	Yes
TOTAL 170 Urban=97 Rural=73 At- Risk=76 Unconfirmed=94				

DEFINITIONS:

Rural/Urban Classification: Inspection stations/events were classified as urban or rural based on their location in TxDOT districts, which are classified as metro, urban, and rural. If an inspection station/event is conducted in a metro or urban TxDOT district, it is defined as urban; if conducted in a rural TxDOT district, it is defined as rural. TxDOT definitions for metro, urban, and rural districts are below.

Metro districts have populations over 1 million, and have large metropolitan planning organizations (MPO) classified as transportation management areas (TMA).

Urban districts have populations over 200,000 but less than 1 million, and have standard, non-TMA MPOs.

Rural districts have populations of less than 200,000, and typically do not have an MPO."

At-Risk: TxDOT's Child Passenger Safety Seat Distribution Program seeks to reduce the number of children injured and killed in motor-vehicle crashes and to help low income and/or low-use families in Texas comply with State law requiring the use of child passenger safety seats by offering parental education on the installation and proper use of child passenger safety seats as well as safety seat inspections and free child passenger safety seats to qualified applicants. Therefore, all inspection stations and events conducted by TxDOT are listed as serving at-risk populations.

Other traffic safety partners were contacted by these organizations and are also included in the at-risk total.

# Texas Traffic Records Information System Strategic Plan

FY 2020

Texas Traffic Records Coordinating Committee



## Table of Contents

Acronyms .....	4
Introduction .....	5
TRCC Governance.....	5
Executive Charter.....	6
A. Objective .....	6
B. TRCC Goals .....	6
C. TRCC Authority.....	7
D. TRCC Purpose.....	7
E. TRCC Duties and Responsibilities .....	7
Executive Committee Members .....	9
TRCC and Strategic Planning .....	10
TRCC and Strategic Planning 2019 STRAP Recommendations.....	10
TRCC and Strategic Planning Strategic Plan Objectives .....	13
Crash Data System .....	14
Crash Data 2019 STRAP Recommendations .....	15
Crash Data Strategic Plan Objectives .....	16
Vehicle Data System .....	18
Vehicle Data 2019 STRAP Recommendations.....	19
Vehicle Data Strategic Plan Objectives .....	20
Driver Data System .....	21
Driver Data 2019 STRAP Recommendations.....	22
Driver Data Strategic Plan Objectives .....	23
Roadway Data System .....	23
Roadway Data 2019 STRAP Recommendations.....	24
Roadway Data Strategic Plan Objectives .....	25
Citation and Adjudication Data System .....	26
Citation and Adjudication Data 2019 STRAP Recommendations .....	26
Citation and Adjudication Strategic Plan Objectives .....	28
Injury Surveillance Data System.....	29
Injury Surveillance Data 2019 STRAP Recommendations.....	29
Injury Surveillance Data Strategic Plan Objectives .....	31
Performance Measures.....	33

Performance Measure #1: Timeliness of Crash Reporting .....	33
Performance Measure #2: Completeness of the EMS/Trauma Registry .....	34
Performance Measure #3: Completeness of DPS Citation Data .....	36
Performance Measure #4: Accessibility of DPS Citation Data .....	36
Performance Measure #5: Accessibility of DPS Citation Data .....	37
FY21 Funded Projects.....	38
Crash Records Information System Projects (CRIS) .....	38
Law Enforcement Advanced DWI/DUI Reporting System (LEADRS).....	38
State Traffic Records System Improvement and Expansion of Crash Data Analysis (TxDPS) .....	39
Improving Crash Records through Identifying Barriers and Training Law Enforcement Officers (TTI) ..	39
Providing Technical Assistance to the Texas Traffic Records Coordinating Committee (TTI) .....	39
Assessment and Gap Analysis of Data Issues to Determine EMS/Trauma Registries System Enhancements (DSHS – ISG) .....	40
Reduce Crashes and Crime by Expanding the DDACTS Model and Technical/Analytical Support (IADLEST) .....	40

## Acronyms

AAMVA – American Association of Motor Vehicle Administrators  
 BAC – Blood Alcohol Concentration  
 CDL – Commercial Driver License  
 CDLIS – Commercial Driver’s License Information System  
 CMS – Court Management System  
 CRASH – Crash Reporting and Analysis for Safer Highways  
 CRIS – Crash Records Information System  
 DDACTS – Data Driven Approaches to Crime and Traffic Safety  
 DRIR - Driver License Image Retrieval  
 DSHS – Department of State Health Services  
 DUSA – Data Sharing and Updates Application  
 EMS – Emergency Medical Services  
 FARS – Fatality Analysis Reporting System  
 FDE – Fundamental Data Elements  
 GRID – Geospatial Roadway Inventory Database  
 HEAT – Helpdesk Expert Automation Tool  
 HPMS – Highway Performance Monitoring System  
 IADLEST - International Association of Directors of Law Enforcement Standards and Training  
 LRS – Linear Referencing System  
 MIRE – Model Inventory of Roadway Elements  
 MMUCC – Model Minimum Uniform Crash Criteria  
 NEMSIS – National Emergency Management Information System  
 NIEM – National Information Exchange Model  
 NMVTIS – National Motor Vehicle Title Information System  
 OCA – Office of Court Administration  
 PDPS – Problem Driver Pointer System  
 PRISM – Performance and Registration Information System Management  
 RMS- Records Management System  
 RTS – Registration Title System  
 SAVE – Systematic Alien Verification of Entitlements  
 SPURS – State Police Unified Reporting System  
 SSOLV - Social Security Online Verification  
 THCIC – Texas health Care Information Collection  
 TLETS – Texas Law Enforcement Telecommunication System  
 TRCC – Traffic Records Coordinating Committee  
 TTI – Texas A&M Transportation Institute  
 TxDMV – Texas Department of Motor Vehicles  
 TxEver – Texas Electronic Vital Events Registry  
 TxDOT – Texas Department of Transportation  
 TxDPS – Texas Department of Public Safety  
 STRAP – State Traffic Records Assessment Program  
 VIN – Vehicle Identification Number

## Introduction

The FY 2020 update to the Texas Traffic Records Information System Strategic Plan was developed by the Texas Traffic Records Coordinating Committee (TRCC) with support from the Texas Department of Transportation (TxDOT) and the Texas A&M Transportation Institute (TTI) to advance the performance and quality of the State's traffic records data.

The Texas TRCC includes members representing the six core traffic records databases in Texas:

- Crash – TxDOT
- Citation/Adjudication - Texas Department of Public Safety (TxDPS) and Office of Court Administration (OCA)
- Driver – TxDPS
- Injury Surveillance – Texas Department of State Health Services (DSHS)
- Roadway – TxDOT
- Vehicle – Texas Department of Motor Vehicles (TxDMV)

The TRCC is a partnership of representatives from the transportation, law enforcement, criminal justice, and health professions. This statewide group of stakeholders uses the TRCC as a forum for the planning, coordination and implementation of projects to improve the State's traffic records system. The TRCC uses Federal "State Traffic Safety Information System Improvement Grants (405c)" and other funds to promote projects to improve the accessibility, accuracy, completeness, consistency, timeliness, and uniformity of the traffic records systems in Texas. These projects include efforts to improve individual databases as well as to promote linkages between the core traffic records systems through the development of interfaces to improve direct business needs and integration to improve data analysis.

## TRCC Governance

As stated in the [February 2, 2006 Federal Register \(Vol. 71, No. 22\)](#), the Texas TRCC:

- a) Includes representatives from highway safety, highway infrastructure, law enforcement and adjudication, public health, injury control and motor carrier agencies and organizations;
- b) Has authority to review any of the State's highway safety data and traffic records systems and to review changes to such systems before the changes are implemented;
- c) Provides a forum for the discussion of highway safety data and traffic records issues and report on any such issues to the agencies and the organizations in the State that create, maintain and use highway safety data and traffic records;
- d) Considers and coordinates the views of organizations in the State that are involved in the administration, collection and use of the highway safety data and traffic records system;
- e) Represents the interests of the agencies and organizations within the traffic records system to outside organizations; and
- f) Reviews and evaluates new technologies to keep the highway safety data and traffic records systems up-to-date.

## Executive Charter

Whereas the State of Texas and local governmental agencies have concluded and recognized the need to create a committee to assist with the integration of Traffic Records information to enhance decision making in order to save lives and injuries on Texas highways;

And, whereas the State of Texas and local governmental agencies have agreed to collaborate in the development and implementation of a Traffic Safety Information Systems Improvement Program to provide more timely, accurate, complete, uniform, integrated and accessible data to the traffic safety community;

And, whereas the State of Texas and local governmental agencies have agreed to collaborate in the development and implementation of a Traffic Safety Information Systems Strategic Plan to assure that all components of the State Traffic Safety Information System Improvement Program are coordinated;

Therefore, the following Charter is hereby established to help in direction of a Traffic Records Coordinating Committee (TRCC) as agreed upon by the participating agencies.

### A. Objective

To provide an interagency Traffic Records Coordinating Committee (TRCC) composed of voting members from the Texas Department of Public Safety (TxDPS), Texas Department of Transportation (TxDOT), Texas Department of State Health Services (DSHS), Texas Department of Motor Vehicles (TxDMV) and The Office of Court Administration (TxOCA) whose purpose is to provide executive direction on all matters related to the Texas Traffic Safety Information Systems (TSIS) and the Traffic Safety Information Systems Improvement Program within the State.

### B. TRCC Goals

To improve the timeliness, accuracy, completeness, uniformity, and accessibility of the data of the state that is needed to identify priorities for national, state and local highways and traffic safety programs.

To provide for the comprehensive collection, maintenance and dissemination of Texas traffic safety related data in order to set the direction for traffic safety improvement measures.

To ensure that all Traffic Safety Information Systems improvement projects move forward on schedule and within budget.

### C. TRCC Authority

The TRCC operates under the authority of TxDOT and shall consist of voting members from TxDPS, TxDOT, DSHS, TxDMV and the TxOCA.

Each member shall serve at the discretion of their Department Director and shall have the authority to recommend projects for funding to support the Texas Traffic Safety Information System Improvement Program. Final funding authority resides with the Traffic Records Coordinator at the Texas Department of Transportation.

### D. TRCC Purpose

To evaluate the effectiveness of the committee's efforts to make improvements as needed.

To provide oversight to link state data systems within the state, such as systems that contain medical, economic data and crash information.

To provide oversight and investigate linking crash data to other crash data systems within the state with information relevant to crashes.

To ensure that all Traffic Safety Information System improvement projects meet and/or exceed the expectations of the above stated purposes.

To provide oversight to the development of the State's Traffic Safety Information System Strategic Plan.

### E. TRCC Duties and Responsibilities

The duties of the TRCC include but are not limited to:

The TRCC will provide executive direction and oversight for the current Traffic Safety Information Systems.

The TRCC will provide executive direction and oversight for the Traffic Safety Information System Improvement Program.

The TRCC will provide executive direction, oversight and formal approval of the Traffic Safety Information System Strategic Plan.

The TRCC will have the authority to review any of the State's highway safety data and traffic records systems and to review changes to the systems before the changes are implemented.

## TEXAS HIGHWAY SAFETY PLAN FOR FISCAL YEAR 2021

The TRCC will provide a forum for discussion and reporting of highway safety data and traffic records issues back to the agencies and organizations that created maintain and use highway safety data and traffic records.

The TRCC will consider and coordinate the views of organizations in the State that are involved in the administration, collection and use of the highway safety data and traffic records systems.

The TRCC will represent the interests of the agencies and organizations within the traffic records system to outside organizations.

The TRCC will review and evaluate new technologies to keep the highway safety data and traffic records systems up to date.

I, Michael Chacon, as TRCC Coordinator, hereby certify that this charter legally mandates the TRCC with specified functions as contained within

Signed

DocuSigned by:  
*Michael A. Chacon, P.E.*  
06D7FD6C5CEC46B...

Michael Chacon, P.E.,  
Texas Department of Transportation  
Traffic Safety Division Director  
TRCC Coordinator and Chair

7/7/2020

Date

## Executive Committee Members

TRCC members include administrative staff from TxDOT, representatives from the core traffic records databases, and the technical advisor. The table below identifies each member and their role/database they represent.

<b>Name</b>	<b>Title</b>	<b>Agency</b>	<b>TRCC Role</b>
Michael Chacon	Traffic Safety Division Director	TxDOT	Chair
Terry Pence	Traffic Safety Program Manager	TxDOT	Vice-Chair
Larry Krantz	Police Traffic Services Program Manager	TxDOT	Coordinator
Capt. Jodie Tullos	Director of the Highway Safety Operations Center	TxDPS	Citation/Adjudication
Casey Kennedy	Director of Information Resources	OCA	Citation/Adjudication
Jim Hollis	Director of the Crash Data and Analysis Section	TxDOT	Crash
Larbi Hanni	Branch Manager of Data Integrity and Analysis	TxDOT	Crash
Angie Suarez	Asst. Manager Driver License Division/Enforcement & Compliance Service	TxDPS	Driver
Dan Dao	Manager of Office of Injury Prevention	DSHS	Injury Surveillance
Pierce Baumann	Manager of EMS/Trauma Registry	DSHS	Injury Surveillance
David Freidenfeld	Director of Data Management and Traffic Analysis	TxDOT	Roadway
Tim Thompson	Deputy Director Vehicle Titles and Registration Division	TxDMV	Vehicle
Jon Graber	Asst. Transportation Scientist	TTI	Technical Advisor



## TRCC and Strategic Planning

Texas employs a single tier model for its Traffic Records Coordinating Committee (TRCC) commonly referred to as the TRCC Executive Committee. The committee meets quarterly and consists of member agencies who have custodial responsibility for the core traffic records systems. A basic charter signed by the TxDOT Traffic Safety Division Director formally establishes the TRCC and outlines its authority, purpose, and overarching goals. The committee primarily focuses its quarterly meetings on high level planning activities and the development of improvement projects each year for NHTSA Section 405(c) grants. Time is also allocated across meetings for updates on existing traffic records improvement projects. In addition to the Executive Committee and its quarterly meetings, the State also benefits from a designated program manager who oversees the work of qualifying for and monitoring traffic records grants.

The TRCC publishes its Texas Traffic Safety Information System Strategic Plan within the Texas Highway Safety Plan. The Plan contains much useful information such as the TRCC Charter, the voting members, performance measures, information on current improvement projects, and more.

### TRCC and Strategic Planning 2019 STRAP Recommendations

NHTSA completed the State Traffic Records Assessment Program (STRAP) of Texas in May 2019. The TRCC section received a score of 64.7% and the Strategic Planning Section received a score of 55.6%.

Below is a summary of the STRAP TRCC and Strategic Planning recommendations and responses.

STRAP Numbers	STRAP Recommendation	Texas Response	Implementation Status
1-5, 29	Restructure the TRCC to more closely align with the Traffic Records Program Assessment Advisory. The current TRCC functions as both the executive and technical TRCC. Creating a two-tier structure could improve coordination and effectiveness of the TRCC.	TRCC created two subcommittees. One is to advise the development of an intersection inventory. The other is to provide traffic record user stakeholder advice to the TRCC.	Ongoing
6	Execute a more detailed charter expressly agreed to by all member agencies. Any efforts to enhance the structure of the committee in order to improve effectiveness and overall impact should include a significant expansion of the charter. Additional detail around roles and authority, specific member agencies and their representatives, and how a more technical-focused team would interact with a policy-focused executive tier would be in order.	This effort will be pursued at a later date following the completion of higher priority objectives.	None

<b>STRAP Numbers</b>	<b>STRAP Recommendation</b>	<b>Texas Response</b>	<b>Implementation Status</b>
10	Implement a performance measurement and quality control program. System-specific quality control programs such as high-frequency error reports, sample-based audits, and data quality feedback surveys will ensure the TRCC can readily identify data system deficiencies and capitalize on opportunities for improvement.	Performance measures are being developed as part of TTI's FY20 technical assistance to the TRCC.	Ongoing
12	Create a comprehensive Traffic Records Inventory. An effective inventory would provide high-level overviews of each system and its sub-systems, basic flowcharts or diagrams to illustrate how data are collected and processed, a description of the technical architecture, easy-to-use data dictionaries, and contact information for system administrators or managers.	This effort was developed as part of TTI's FY19 technical assistance to the TRCC.	Complete
12	Create a comprehensive Traffic Records Process Flow showing inputs and outputs for all traffic records related data.	A basic flow chart was developed in FY19.	Complete
20-24	Restructure the TRCC Strategic Plan to more closely align with the Program Advisory and better serve the State. A restructured Plan would clearly define the policy goals and objectives of the Executive TRCC and the technical goals and objectives of the Technical TRCC.	This effort was developed as part of TTI's FY19 technical assistance to the TRCC.	Complete

STRAP Numbers	STRAP Recommendation	Texas Response	Implementation Status
1-5, 29	Allow the existing committee to take on tasks that currently are excluded by virtue of being "technical committee" work. Add both executive and technical members to broaden the scope. Reflect these changes in the TRCC Strategic Plan. The current TRCC membership has no local agency highway engineers or technicians, first responders, or traffic safety enforcement personnel. It gets no direct input from local data collectors and users.	TRCC created two subcommittees. One is to advise the development of an intersection inventory. The other is to provide traffic record user stakeholder advice to the TRCC. These subcommittees included engineers, law enforcement, researchers, and other stakeholders.	Ongoing
20-24	Revise the organization and presentation format of the Plan to highlight key inter-relationships of the Plan and improve the readability of some Plan sections. The Plan should contain format changes that better highlight the relationships between State goals, identified deficiencies, the project action plan for the current year plus two more, and progress over time. It should explain processes and methods used to arrive at program decisions, and it should expand performance measures.	This effort was developed as part of TTI's FY19 technical assistance to the TRCC.	Complete

STRAP Numbers	STRAP Recommendation	Texas Response	Implementation Status
32	Texas should consider scheduling a special event lasting one to two days during which small and large group planning exercises are led by a professional strategic planning facilitator. Such an event should include stakeholders beyond the current TRCC makeup. It should be viewed as an opportunity for outreach, education, and inclusion. The results from such a facilitated meeting are not set in stone but offer TRCC planners a wealth of information to augment the assessment results and use them in developing the next strategic plan.	The TRCC created an advisory subcommittee which includes various stakeholders to provide input to the TRCC. Additionally, TRCC administration presented to multiple stakeholder organizations in FY19 to inform them of the TRCC and solicit their feedback.	Ongoing

### TRCC and Strategic Planning Strategic Plan Objectives

TxDOT and the TRCC Technical Advisor developed the following objectives based on the STRAP and the needs of TxDOT and the TRCC. The following table summarizes specific objectives to improve the Texas TRCC and Strategic Planning over the next five years and the strategies/action steps necessary to achieve those objectives.

Over the next three years, the Texas TRCC Administration plans continue to promote subcommittees to provide technical guidance. This includes a technical advisory subcommittee which will bring in a diverse number of stakeholders to provide advice to the TRCC and an intersection database development subcommittee to guide the development of an intersection database. These subcommittees will allow the TRCC to broaden the number of people and positions contributing to the TRCC.

Objective	Strategies/Action Steps	Timeline
1.1 Create TRCC sub-committees	<ul style="list-style-type: none"> <li>• Create project development subcommittee that will include LEOs, LE analyst, researchers, engineers, and other stakeholders</li> <li>• Create an intersection subcommittee to assist with the development of an intersection database (6.2)</li> </ul>	Complete
1.2 Create a TRCC performance measure and quality control program	<ul style="list-style-type: none"> <li>• Create performance measures and data quality control programs for each database</li> <li>• Develop plan for the TRCC to periodically review the performance measures</li> </ul>	Sept. 30, 2020

Objective	Strategies/Action Steps	Timeline
1.3 Create a comprehensive Traffic Records Inventory	<ul style="list-style-type: none"> <li>• Collect data dictionaries from each database</li> <li>• Summarize into one document</li> </ul>	Complete
1.4 Create a Process Flow Chart of the Texas Traffic Records System	<ul style="list-style-type: none"> <li>• Collect flow charts, inputs, and outputs from each database</li> <li>• Combine into one flow chart for the whole system</li> </ul>	Complete
1.41 Enhance Process Flow Chart of the Texas Traffic Records System	<ul style="list-style-type: none"> <li>• Add additional information to the process flow chart such as how TxDMV and TxDPS receive vehicle and driver data from the counties</li> </ul>	TBD
1.5 Add additional members to the TRCC as needed	<ul style="list-style-type: none"> <li>• Identify additional members to add to the TRCC</li> </ul>	Annually
2.1 Update the TRCC Strategic Plan to follow the same format as the STRAP.	<ul style="list-style-type: none"> <li>• Update the Strategic Plan based on the input of each TRCC member</li> </ul>	Complete
2.2 Annually update the objectives of the TRCC Strategic Plan	<ul style="list-style-type: none"> <li>• Meet with each TRCC member to identify completed objectives, modifications to current objectives, and additional objectives to add</li> </ul>	Annually
2.3 Update the TRCC charter	<ul style="list-style-type: none"> <li>• Update the charter to include additional members/positions, member agencies, sub-committees, etc.</li> </ul>	TBD

## Crash Data System

The Texas Department of Transportation (TxDOT) is the custodial agency for crash report processing in the State and law enforcement agencies are required to submit all reportable crashes to TxDOT within 10 business days. Crash records are stored in a central repository called the Crash Records Information System (CRIS).

Law enforcement can submit crash reports electronically to TxDOT via the Crash Reporting and Analysis for Safer Highways (CRASH) application, E-Submission, or the CRIS Mobile Application. CRASH is a website that allows law enforcement to enter crash data online and submit electronically to TxDOT. E-Submission allows law enforcement to have their records management system (RMS) submit electronically to TxDOT on their behalf. CRIS Mobile Application allows law enforcement to take a picture of a CR-3 crash report and submit electronically to TxDOT via the application. All methods require crash reports be validated by over 800 business rules prior to submission.

The crash system uses the guidelines from FARS, ANSI D16.1, and MMUCC for their injury and fatal crash definitions. The State is already using the MMUCC version 5 definition for “suspected serious injury” and is in the process of aligning the label and definitions for Suspected Minor Injury, Possible Injury, and Fatal Injury.

CRIS maintains the crash data in multiple relational datasets. The Crash Report Online Purchase System (CROPS) is a component of CRIS that enables the purchase of Texas crash reports using a credit, debit, or ACH. Redacted crash reports can also be purchased through CROPS. CROPS is open and available to the public 24 hours, 7 days a week. CRIS Query component is an externally facing application, open to the public, that allows users to pull publicly available crash data and summarize, export, and map Texas crashes statewide and for specific areas. Crash data is also available to all CRASH users and individuals associated with an agency of the United States, Texas, or a Texas local government that has use for the information for accident prevention purposes via MicroStrategy, a business intelligence tool used to create analytical reports.

Crash data is used by many traffic safety stakeholders to conduct problem identification, project prioritization, and resource allocation. Problem identification is conducted for the Highway Safety Plan and the Crash Analysis and Visualization (CAVS) tool is used to enhance the process of selecting safety projects and submitting them for HSIP funding consideration. Many law enforcement agencies are using Data-Driven Approaches to Crime and Traffic Safety (DDACTS) to make decisions on staffing and scheduling, which includes using crash data. TxDOT strives to make crash data available to law enforcement, engineers, analysts, researchers, and the public to promote improved traffic safety in Texas.

#### Crash Data 2019 STRAP Recommendations

NHTSA completed the State Traffic Records Assessment Program (STRAP) of Texas in May 2019. The Crash data section received a score of 64.6%. Crash data is very strong in the “Description and Contents” and “Applicable Guidelines” sections but opportunities for improvement exist in the “Interfaces” and “Data Quality Control Program” sections.

STRAP Sections						
Description and Contents	Applicable Guidelines	Data Dictionaries	Procedures / Process Flow	Interfaces	Data Quality Control Programs	Overall
96.4%	80.0%	70.0%	66.7%	33.3%	48.6%	64.6%

Below is a summary of the STRAP crash data recommendations and responses.

STRAP Numbers	STRAP Recommendation	Texas Response	Implementation Status
48-51	Improve and expand the data dictionary to include all the data elements and their attributes, as well as the data edit checks and validation rules. The State could then also incorporate the business logic (documented separately) into the dictionary for ease of use.	The data dictionary, including the definitions and allowable values are documented in one document. Business rules are documented separately. This is more user friendly and a single combined document would be cumbersome due to frequent updates to the business rules.	None

STRAP Numbers	STRAP Recommendation	Texas Response	Implementation Status
66-73	Develop performance measures for all six attributes of the crash data system: timeliness, accuracy, completeness, uniformity, integration, and accessibility.	Performance measures will be developed as part of TTI's FY20 technical assistance to the TRCC.	Ongoing
74-79	Establish audit procedures using the performance measures developed under the data quality control program.	This effort will be pursued following the development of the performance measures.	Planned
58-62	Develop interfaces/integrate with other core traffic records.	Efforts to integrate/interface with other core traffic records will be pursued when appropriate.	Ongoing
74	The procedures for returning rejected crash reports is well documented but there is no mechanism to track returned reports. In addition to developing such a tracking system, the State could also begin to track high frequency errors and omissions to address improved training and system enhancements.	The mobile app deployed in Aug. 2019 tracks reports that are returned to LEOs and will keep track of which reports have been returned and which have been re-submitted. This will include tracking L1 (main component) and L2 (business rule) returns.  TxDOT is in the process of review business rules for potential changes and is in the process of kicking off efforts to train law enforcement on the business rule changes.	Ongoing
47	The crash system uses the guidelines from FARS, ANSI D16.1, and MMUCC for their injury and fatal crash definitions. The State is already using the MMUCC version 4 definition for "suspected serious injury" but has chosen not to adopt the other injury severity definitions.	TxDOT is planning to align the label and definition for Suspected Minor Injury, Possible Injury, and Fatal Injury. TxDOT will be testing CY2020 and in production CY2021.	2021

### Crash Data Strategic Plan Objectives

TxDOT and the TRCC Technical Advisor developed the following objectives based on the STRAP and the needs of TxDOT. The following table summarizes specific objectives to improve the Texas crash data system over the next five years and the strategies/action steps necessary to achieve those objectives.

Objective	Strategies/Action Steps	Timeline
3.1 Develop performance measures for the crash data system	<ul style="list-style-type: none"> <li>• TRCC has provided funding to TTI for technical assistance which includes developing performance measures in FY20</li> <li>• TTI will research performance measures from other states to identify examples for Texas</li> <li>• TTI will work with each TRCC member to develop performance measures for their agency</li> </ul>	Sept. 30, 2020
3.2 Establish crash data audit procedures using the performance measures developed under the data quality control program	<ul style="list-style-type: none"> <li>• Develop performance measures (3.1)</li> <li>• Work with TRCC Technical Advisor to establish a data quality control program</li> </ul>	Sept. 30, 2020
3.3 Develop interfaces/integrate with other core traffic records	<ul style="list-style-type: none"> <li>• Link crash vehicle damage data with TxDMV data to reduce salvage title fraud</li> <li>• Link NHTSA's VIN recall tool to the crash report purchasing system</li> <li>• Develop crash-roadway interface that allows officers to select the crash location on a map and then auto-populate the location information (street, roadway type, etc.) into the CR-3</li> </ul>	TBD
3.4 Pursue MMUCC compliance of the crash report form and the CRIS database	<ul style="list-style-type: none"> <li>• Request NHTSA Go-Team MMUCC Assessment</li> <li>• Develop an action plan detailing which recommendations will be pursued</li> </ul>	TBD
3.5 Establish an ongoing law enforcement training program specifically dedicated to improving crash data timeliness, completeness, accuracy, and consistency	<ul style="list-style-type: none"> <li>• An Automated Training Program is planned, which will assist in ongoing and updated training for CRASH users</li> <li>• TxDOT is in progress developing a curriculum for law enforcement to address timeliness, completeness, accuracy, and consistency</li> </ul>	TBD
3.6 Work to include crash typing in the pedestrian crash reporting. Use the Pedestrian Crash Analysis Tool (PBCAT) for categories on crash typing	<ul style="list-style-type: none"> <li>• TxDOT is working on a new interpreted field to capture pedestrian and pedicyclist information</li> <li>• TxDOT will be testing CY2020 and in production CY2021</li> </ul>	2021



Objective	Strategies/Action Steps	Timeline
3.7 Achieve 100% electronic crash report submission through CRASH, Submission Services, or CRIS Mobile Application	<ul style="list-style-type: none"> <li>• HB 312 requires electronic crash report submission by 9/1/19 (Complete)</li> <li>• TxDOT is developing an app to allow LEAs not using CRASH or Submission Services to submit electronically. App will be deployed Aug. 2019 (Complete)</li> <li>• Continue to train LEAs on submitting crash reports through CRASH</li> </ul>	Complete
3.8 Modify pre-existing data dictionary to be NIEM compliant	<ul style="list-style-type: none"> <li>• Review NIEM standards to identify a list of necessary modifications</li> </ul>	TBD

## Vehicle Data System

The Texas Department of Motor Vehicles (TxDMV) has custodial responsibility for the State's vehicle data system that maintains all vehicle title and registration records in the Registration and Title System (RTS). Critical information related to ownership and identification of the State's vehicles (e.g., vehicle make, model, year of manufacture, body type, and title brands) is stored in RTS. The system allows for easy upgrades and enhancements to the application and provides an efficient way to maintain and operate the code, while ensuring data integrity and security.

Texas validates every Vehicle Identification Number (VIN) via the VINtelligence verification software. The State's vehicle registration sticker is barcoded using the 2D standard which allows law enforcement rapid and accurate collection of vehicle information. The State also includes a PDF-417 barcode on the registration renewal notice that can be scanned during the registration renewal processing.

The State provides title information to the National Motor Vehicle Title Information System (NMVTIS) through a nightly batch process. Texas queries and verifies all qualifying vehicle transactions through NMVTIS prior to issuance of a new title through a nightly batch process. In addition, the State participates in the Performance and Registration Information Systems Management (PRISM) program at the highest level of PRISM operations (level 8 – Gold Level).

The State's vehicle system data is not completely processed in real-time. Some update procedures are tied to batch processes and the time to update records through these procedures range from 24 to 48 hours. Texas has automated edit checks and validation procedures during various stages of the data entry process. Only specific staff at the State and County level have the State's permission to correct the vehicle system data. Further, the State maintains different error reports that are regularly reviewed by staff and used to evaluate needs for procedural or programming changes, updates to the State documentation, and/or training modifications. The Vehicle Data Management staff has principal responsibility for error corrections within the vehicle data system. In addition, Texas has well established protocols (e.g., information bulletins and webinars) to communicate error occurrences and updates with key users and to receive users' inputs about potential changes or updates. The State also uses a change management process to triage and assess inputs that are received from key users and to initiate and prioritize further actions.

### Vehicle Data 2019 STRAP Recommendations

NHTSA completed the State Traffic Records Assessment Program (STRAP) of Texas in May 2019. The Vehicle data section received a score of 72.4%. Vehicle data was rated perfectly in the “Description and Contents”, “Applicable Guidelines”, and “Data Dictionary” sections but opportunities for improvement exist in the “Interfaces” and “Data Quality Control Program” sections.

STRAP Sections						
Description and Contents	Applicable Guidelines	Data Dictionaries	Procedures / Process Flow	Interfaces	Data Quality Control Programs	Overall
100%	100%	100%	80.3%	57.6%	45.3%	72.4%

Below is a summary of the STRAP vehicle data recommendations and responses.

STRAP Numbers	STRAP Recommendation	Texas Response	Implementation Status
90-98	Create a process flow diagram for the entire vehicle data system.	The State maintains the print title flow diagram and numerous detailed use case diagrams that specify different processes and procedures within the vehicle data system. However, the State does not have a process flow diagram describing the whole vehicle data system due to the complexity of the system. Flow diagrams for specific processes can be developed on an as needed basis if necessary.	None
83-85	Efficiency could be improved by using real-time NMVTIS query process instead of currently used batch process.	TxDMV has written a white paper detailing their decision not to pursue real-time processing which include potential customer service issues if there are delays or problems with the real-time system.	None
102	Develop automated programs to use vehicle system data to verify and validate the vehicle information during initial creation of a citation or crash report.	The vehicle data system can be queried by law enforcement via the Texas Law Enforcement Telecommunications System, and the vehicle information can be used for validation purposes during the creation of citations and crash reports. However, the State does not have established automated processes to validate vehicle information during the initial creation of a citation or crash report.	None

STRAP Numbers	STRAP Recommendation	Texas Response	Implementation Status
107-113	Develop performance measures for all six attributes of the vehicle data system: timeliness, accuracy, completeness, uniformity, integration, and accessibility.	Performance measures will be developed as part of TTI's FY20 technical assistance to the TRCC.	Ongoing
114-118	Establish audit procedures using the performance measures developed under the data quality control program.	This effort will be pursued following the development of the performance measures.	Planned
99-103	Develop interfaces/integrations with other core traffic records.	Efforts to integrate/interface with other core traffic records will be pursued when appropriate. Linking with driver license (DL) data can help validate DL at time of registration and titling.	Ongoing

#### Vehicle Data Strategic Plan Objectives

TxDMV and the TRCC Technical Advisor developed the following objectives based on the STRAP and the needs of TxDMV. The following table summarizes specific objectives to improve the Texas vehicle data system over the next five years and the strategies/action steps necessary to achieve those objectives.

Objective	Strategies/Action Steps	Timeline
4.1 Develop performance measures for the vehicle data system	<ul style="list-style-type: none"> <li>• TRCC has provided funding to TTI for technical assistance which includes developing performance measures in FY20</li> <li>• TTI will research performance measures from other states to identify examples for Texas</li> <li>• TTI will work with each TRCC member to develop performance measures for their agency</li> </ul>	Dec. 31, 2020
4.2 Establish vehicle data audit procedures using the performance measures developed under the data quality control program	<ul style="list-style-type: none"> <li>• Develop performance measures (4.1)</li> <li>• Work with TRCC Technical Advisor to establish a data quality control program</li> </ul>	Dec. 31, 2020
4.3 Develop interfaces/integrations with other core traffic records	<ul style="list-style-type: none"> <li>• Link crash vehicle damage data with TxDMV data to reduce salvage title fraud</li> </ul>	TBD
4.4 Collect odometer reading data to help enforce the Truth in Mileage Act	<ul style="list-style-type: none"> <li>• Identify sources of odometer reading data, such as from state vehicle inspections or law enforcement</li> <li>• Identify how to link odometer reading data to the vehicle record</li> </ul>	TBD

## Driver Data System

The Texas Department of Public Safety (TxDPS), Driver License Division has custodial responsibility of the Texas driver data system, which contains nearly 20 million records. The driver system maintains all critical information including driver's personal information, license type, endorsements, status, conviction history, crash involvement and driver training.

The State's driver data system interacts with the National Driver Register's Problem Driver Pointer System (PDPS) and the Commercial Driver's License Information System (CDLIS). The contents of the data dictionary are documented with each field defined and value depicted. The driver system also has edit checks and data collection guidelines. Updates to the data dictionary and edit checks are all documented and tracked.

Texas maintains accurate and up-to-date procedural manuals regarding the issuance of the driver credential and the reporting and recording of driver education training. These procedures are maintained electronically in a Resource Guide. TxDPS maintains documentation called Evaluate Enforcement Action for further action related to changes in driver license status, which includes an audit log for any changes made. The Cherwell Service Management documents errors and resolutions by tracking customer interactions. Documented procedures are also maintained for the recording of non-citations and convictions. A third-party vendor is responsible for the reporting of criminal convictions.

Texas has established model procedures to detect fraud pertaining to the driver data system. Facial recognition software is used for all photos captured each day, American Association of Motor Vehicle Administrators (AAMVA) fraudulent document recognition training is provided to all front-line staff and documents are validated through the Systematic Alien Verification of Entitlements (SAVE) program.

There is a Fraud Team that works with law enforcement to detect potential fraudulent activity. Internal fraud is monitored through weekly audits of issuance transactions and the iWatch Program, which allows employees and customers to anonymously report fraudulent activity. Texas has established procedures to prevent Commercial Driver License (CDL) fraud and appropriately maintain system and information security.

Crash data is transmitted in a daily batch file to the driver system. Citation data is sent electronically from certain courts and vendor.

Texas has an interface link between the driver system and the Problem Driver Pointer System (PDPS), the Commercial Driver License Information System (CDLIS), and the Social Security Online Verification (SSOLV). Access to the driver data is provided to law enforcement and photographs are shared with approved law enforcement agencies through the Driver License Image Retrieval (DLIR) system. The State currently does not grant access to information in the driver system to authorized personnel from other States, except for information that is provided through PDPS and CDLIS.

## Driver Data 2019 STRAP Recommendations

NHTSA completed the State Traffic Records Assessment Program (STRAP) of Texas in May 2019. The Driver data section received a score of 67.5%. Driver data was rated perfectly in the “Applicable Guidelines” and “Data Dictionary” sections but opportunities for improvement exist in the “Interfaces” and “Data Quality Control Program” sections.

STRAP Sections						
Description and Contents	Applicable Guidelines	Data Dictionaries	Procedures / Process Flow	Interfaces	Data Quality Control Programs	Overall
76.7%	100.0%	100.0%	82.4%	57.1%	45.3%	67.5%

Below is a summary of the STRAP crash data recommendations and responses.

STRAP Numbers	STRAP Recommendation	Texas Response	Implementation Status
136	Explore the creation of policy for purging of obsolete data in driver system.	The record retention requirement in Texas is 125 years. There are no plans to create a purge policy	None
134	Create a process flow diagram outlining the driver system’s key data process flow, including inputs from other components.	All process flows are documented in written use cases and specification documents. Diagrams are not part of these documents. There are no plans to create diagrams at this time.	None
143-149	Develop interfaces/integrate with other core traffic records	The State’s crash and citation data is not electronically linked to the driver system. However, crash occurrence is transmitted in a daily batch file to the driver system. Citation data is sent electronically from certain courts and vendor. Improved links will be explored as part of ongoing TRCC efforts.	None
150-158	Develop performance measures for all six attributes of the driver data system: timeliness, accuracy, completeness, uniformity, integration, and accessibility.	Performance measures will be developed as part of TTI's FY20 technical assistance to the TRCC.	Ongoing
159-163	Establish audit procedures using the performance measures developed under the data quality control program.	This effort will be pursued following the development of the performance measures.	Planned
137, 145	Develop a DUI Tracking Database	DPS has transitioned to using SPURS to track DWIs internally and is working on providing data for external stakeholders.	In Progress

### Driver Data Strategic Plan Objectives

The TRCC Technical Advisor developed the following objectives based on the STRAP. The following table summarizes specific objectives to improve the Texas driver data system over the next five years and the strategies/action steps necessary to achieve those objectives.

Objective	Strategies/Action Steps	Timeline
5.1 Develop performance measures for the driver data system	<ul style="list-style-type: none"> <li>• TRCC has provided funding to TTI for technical assistance which includes developing performance measures in FY20</li> <li>• TTI will research performance measures from other states to identify examples for Texas</li> <li>• TTI will work with each TRCC member to develop performance measures for their agency</li> </ul>	Sept. 30, 2020
5.2 Establish driver data audit procedures using the performance measures developed under the data quality control program	<ul style="list-style-type: none"> <li>• Develop performance measures (5.1)</li> <li>• Work with TRCC Technical Advisor to establish a data quality control program</li> </ul>	Sept. 30, 2020
5.3 Develop interfaces/integrations with other core traffic records	Linkages will be explored as part of ongoing TRCC efforts.	TBD

### Roadway Data System

The Texas Department of Transportation (TxDOT) is the agency responsible for collecting and maintaining the roadway information system for the State. According to Highway Statistics 2018 (Federal Highway Administration), TxDOT maintains 80,455 miles of state-owned highways. This mileage represents roughly 26% of the 314,648 miles of road in Texas. The remaining miles of road are maintained by the 254 counties, over 1,200 municipalities, a variety of federal agencies, and various toll road authorities.

Roadway and traffic data elements are maintained within a statewide linear referencing system (LRS). Through this LRS, TxDOT maintains data on all 314,648 miles of public road and enables linkages between road, traffic data, bridge, and pavement condition databases in the Geospatial Roadway Inventory Database (GRID). As all the information contained within GRID is maintained by TxDOT, the data is collected according to a set of collection, management, and submission standards to insure the similar information quality. Local data is submitted to TxDOT and manipulated to be included in the system.

TxDOT maintains a data dictionary for all data elements including many of the Model Inventory of Roadway Elements (MIRE) Fundamental Data Elements (FDEs). MIRE FDE elements required by the Highway Performance Monitoring System (HPMS) are included and documented.

## Roadway Data 2019 STRAP Recommendations

NHTSA completed the State Traffic Records Assessment Program (STRAP) of Texas in May 2019. The Roadway data section received a score of 61.7%. Roadway data received a strong score in the “Description and Contents” section but opportunities for improvement exist in the “Data Dictionary” and “Data Quality Control Program” sections.

STRAP Sections						
Description and Contents	Applicable Guidelines	Data Dictionaries	Procedures / Process Flow	Interfaces	Data Quality Control Programs	Overall
93.3%	66.7%	46.7%	70.8%	72.2%	47.3%	61.7%

Below is a summary of the STRAP roadway data recommendations and responses.

STRAP Numbers	STRAP Recommendation	Texas Response	Implementation Status
169-172	Include the remaining Model Inventory of Roadway Elements (MIRE) Fundamental Data Elements (FDEs).	Currently TxDOT is working on collecting county level data through the Data Sharing and Updates Application (DUSA). In the long term TxDOT will work on obtaining municipal level data. TxDOT is developing a crowd source tool to develop an intersection inventory and has begun steps to purchase a third party tool to manage the intersection data.	Ongoing
168	TxDOT should further their safety analyses by interfacing the available data, such as crash data, via the LRS.	Roadway data is linked to crash data in the Crash Records Information System (CRIS) but crash data is not linked to roadway data in the roadway data. There are no plans to pursue this linkage at this time.	None
190-201	Develop performance measures for all six attributes of the roadway data system: timeliness, accuracy, completeness, uniformity, integration, and accessibility.	Performance measures will be developed as part of TTI's FY20 technical assistance to the TRCC.	Ongoing
186-189	Establish audit procedures using the performance measures developed under the data quality control program.	This effort will be pursued following the development of the performance measures.	Planned

### Roadway Data Strategic Plan Objectives

TxDOT and the TRCC Technical Advisor developed the following objectives based on the STRAP and the needs of TxDOT. The following table summarizes specific objectives to improve the Texas roadway data system over the next five years and the strategies/action steps necessary to achieve those objectives.

Over the past two years, support for GRID from TxDOT's IT vendor has been limited to one small enhancement project. This project addressed a small handful of minor, but important issues with the GRID system. TPP expects to continue to work with TxDOT's IT vendor to make a series of high-priority enhancements to the GRID application. IT has committed to securing dedicated resources to continue to enhance and improve the GRID application. TPP also successfully transitioned from maintaining base Roadway Network geometry data in ArcGIS 10.x to maintaining it in ArcGIS Pro. Future enhancements also include transitioning from raster to vector tiles, resurrecting the city street inventory program, developing an intersection and interchange inventory, and implementing performance measures for Roadway Inventory updates.

Objective	Strategies/Action Steps	Timeline
6.1 Include the remaining Model Inventory of Roadway Elements (MIRE) Fundamental Data Elements (FDEs)	<ul style="list-style-type: none"> <li>• Participation by counties in submitting roadway inventory updates through TPP's online Data Sharing and Updates Application (DUSA) system grew from 68 in 2018 to 75 in 2019 (with 43 participating in both years). The number of updates grew from 9,800 to 19,300.</li> <li>• Identify how to obtain municipal data</li> </ul>	TBD
6.2 Develop an intersection database	<ul style="list-style-type: none"> <li>• Crowd sourcing tool will be used to create the initial database (In Progress)</li> <li>• Create intersection subcommittee to provide guidance on the development of an intersection database (Complete)</li> <li>• Identify a vendor to maintain the database (Complete)</li> </ul>	Ongoing
6.3 Develop performance measures for the roadway data system	<ul style="list-style-type: none"> <li>• TRCC has provided funding to TTI for technical assistance which includes developing performance measures in FY20 (Complete)</li> <li>• TTI will research performance measures from other states to identify examples for Texas (Complete)</li> <li>• TTI will work with each TRCC member to develop performance measures for their agency (In Progress)</li> </ul>	Sept. 30, 2020
6.4 Establish roadway data audit procedures using the performance measures developed under the data quality control program	<ul style="list-style-type: none"> <li>• Develop performance measures (6.3)</li> <li>• Work with TRCC Technical Advisor to establish a data quality control program</li> </ul>	Sept. 30, 2020



Objective	Strategies/Action Steps	Timeline
6.5 GRID Enhancements	<ul style="list-style-type: none"> <li>Identify and prioritize enhancements (Complete)</li> <li>TxDOT IT vendor has completed some enhancements and is currently (April 2020) working on another enhancement</li> <li>Work with TxDOT IT to identify long term support for remaining enhancements</li> </ul>	Ongoing
6.6 Upgrade to ArcGIS Pro	<ul style="list-style-type: none"> <li>Convert custom ArcMap tools/toolbars used for editing roadway network to ArcPro</li> </ul>	Complete
6.7 Restart the city street inventory program	<ul style="list-style-type: none"> <li>Expand outreach of DUSA application to cities</li> <li>Coordinate with regional E911 entities to obtain local roadway linework</li> </ul>	December 31, 2021
6.8 Statewide review of important on-system roadway attributes	<ul style="list-style-type: none"> <li>Review important roadway attributes including traffic volume, presence and type of medians, and number of lanes</li> </ul>	In Progress

## Citation and Adjudication Data System

Texas does not have a unified court system and lacks a statewide citation system. Instead, courts and law enforcement agencies are independent of one another regarding the management of citations. There are numerous court management systems (CMS) and records management systems (RMS) in use by courts and law enforcement agencies around the state. Consequently, there is no citation data uniformity across the state and records are created and stored by each individual agency instead of in a central reporting system and repository.

The Office of Court Administration (OCA), through TRCC funding, explored the development of a citation repository that would collect information on all citations issued in the state, but not the adjudication. Due to the cost of development and maintenance this effort was not pursued.

DPS and OCA both have representatives on the TRCC to represent the needs and interests of law enforcement and the courts as the TRCC explores ways to improve citation reporting.

## Citation and Adjudication Data 2019 STRAP Recommendations

NHTSA completed the State Traffic Records Assessment Program (STRAP) of Texas in May 2019. The Citation and Adjudication data section received a score of 50.3%. Citation and Adjudication data has many opportunities for improvement in the “Applicable Guidelines”, “Data Dictionaries”, “Interfaces” and “Data Quality Control Program” sections. The many areas for improvement are primarily due to the lack of a statewide citation system.

STRAP Sections						
Description and Contents	Applicable Guidelines	Data Dictionaries	Procedures / Process Flow	Interfaces	Data Quality Control Programs	Overall
61.4%	43.9%	36.5%	69.1%	40.5%	43.6%	50.3%

Below is a summary of the STRAP citation and adjudication data recommendations and responses.

STRAP Numbers	STRAP Recommendation	Texas Response	Implementation Status
244-249	Develop baseline measures for aspects of data quality before implementation of the new citation system, in an effort to demonstrate data improvements that are attributable to the new system.	OCA has done some work to identify data elements that should be measured before and after the implementation of a statewide citation system.	Partial
205	Establish a statewide citation tracking system.	The TRCC and OCA looked into creating a citation repository but several issues including funding for maintenance once the database was created could not be identified. There are no plans in the immediate future to pursue a statewide citation database.	None
244-253	Establish a formal and comprehensive data quality control program including the development of performance measures.	Performance measures will be developed as part of TTI's FY20 technical assistance to the TRCC.	Ongoing
244-253	Establish audit procedures using the performance measures developed under the data quality control program.	This effort will be pursued following the development of the performance measures.	Planned
229-230	Collect accurate BACs for DUI arrests, rather than ranges, in order to ascertain the role of high BAC in recidivism.	Data on BAC level, collection type (blood/breath), and test location (Hospital, PD, etc.) is collected on different systems. DPS has developed a new system (SPURS) and is currently working on procedures to extract BAC data and analyze.	Ongoing
229-230	Develop a DUI Tracking Database.	DPS has transitioned to using SPURS to track DWIs internally and is working on providing data for external stakeholders.	In Progress

## Citation and Adjudication Strategic Plan Objectives

TxDPS, OCA, and the TRCC Technical Advisor developed the following objectives based on the STRAP and the needs of DPS, OCA, courts, and law enforcement around the state. The following table summarizes specific objectives to improve the Texas citation and adjudication data system over the next five years and the strategies/action steps necessary to achieve those objectives.

Objective	Strategies/Action Steps	Timeline
7.1 Develop baseline measures for aspects of data quality before implementation of the new citation system, in an effort to demonstrate data improvements that are attributable to the new system	<ul style="list-style-type: none"> <li>• Work with OCA and TxDPS to identify data elements that should be measured and tracked</li> </ul>	TBD
7.2 Develop performance measures for the citation data system for TxDPS	<ul style="list-style-type: none"> <li>• TRCC has provided funding to TTI for technical assistance which includes developing performance measures in FY20</li> <li>• TTI will research performance measures from other states to identify examples for Texas</li> <li>• TTI will work with each TRCC member to develop performance measures for their agency</li> </ul>	DPS has created Completeness and Accessibility Performance Measures.
7.3 Establish citation data audit procedures using the performance measures developed under the data quality control program	<ul style="list-style-type: none"> <li>• Develop performance measures (7.2)</li> <li>• Work with TRCC Technical Advisor to establish a data quality control program</li> </ul>	DPS is monitoring its Completeness and Accessibility Performance Measures monthly.
7.4 Collect accurate BACs for DUI arrests, rather than ranges, in order to ascertain the role of high BAC in recidivism	<ul style="list-style-type: none"> <li>• Work with TxDPS to see if SPURS will accomplish this</li> </ul>	TBD
7.5 Develop a DUI Tracking Database	<ul style="list-style-type: none"> <li>• DPS is planning to develop processes to link and analyze crash, citation, and SPURS data containing DWI clues.</li> </ul>	TBD
7.6 Promote both correct and uniform charging language	<ul style="list-style-type: none"> <li>• OCA is working on a statewide database for case data. Part of that effort is encouraging everyone to use the AIS code</li> </ul>	TBD

## Injury Surveillance Data System

Texas has the five major components of a traffic records injury surveillance system (pre-hospital emergency medical services (EMS), trauma registry, emergency department, hospital discharge, and vital records) and most of that data is available and accessible to traffic safety partners, as well as the public through either aggregate summary tables or department approved data use agreements. The traffic safety community in Texas has used each of the available data sets collaboratively to identify problems and evaluate programs, such as pedestrian safety, which illustrates the strength and effect of having such data available. Related data sets, such as submersion, traumatic brain injury, and spinal cord injury, are also available for incorporation into analyses.

The pre-hospital data collection system is managed by the Department of State Health Services (DSHS) Office of EMS/Trauma Registries and all data is submitted electronically. The data management system is NEMSIS-compliant (version 3.3.4) and incorporate appropriate edit checks and validations to ensure that the data falls within acceptable parameters. There is formal documentation of a data dictionary and user manuals for providers.

The statewide emergency department and hospital discharge data systems are managed by the Texas Health Care Information Collection (THCIC). There are publicly available documents related to these systems, including data dictionaries.

There is a statewide trauma registry that is also managed at the DSHS Office of EMS/Trauma Registries. It is compliant with the National Trauma Data Standard and a data dictionary is readily available.

The DSHS Vital Statistics section is responsible for managing all vital statistics data including death certificates. The Texas Electronic Vital Events Registry (TxEver) is used to manage that data. As with most other States, Texas collects death certificates from hospitals, funeral homes, and coroners and submits all data to the National Center for Health Statistics (NCHS) for quality review and assignment of cause-of-death ICD-10 codes.

## Injury Surveillance Data 2019 STRAP Recommendations

NHTSA completed the State Traffic Records Assessment Program (STRAP) of Texas in May 2019. The Injury Surveillance data section received a score of 64.5%. Injury Surveillance data received strong scores in the “Applicable Guidelines” and “Procedures/Process Flow” sections but opportunities for improvement exist in the “Interfaces” and “Data Quality Control Program” sections.

STRAP Sections						
Description and Contents	Applicable Guidelines	Data Dictionaries	Procedures / Process Flow	Interfaces	Data Quality Control Programs	Overall
70.6%	82.5%	66.7%	77.0%	33.3%	56.7%	64.5%

Below is a summary of the STRAP injury surveillance data recommendations and responses.

STRAP Number	STRAP Recommendation	Texas Response	Implementation Status
257	Pursue access to the emergency department data set.	Currently DSHS has access to hospital discharge data and emergency department data but needs to obtain an ongoing IRB approval.	Complete
302-306, 333	Document processes for returning records to submitting agencies for correction and following through to ensure resubmission.	Approximately 100% of Trauma and EMS records are submitted electronically. These records are automatically checked against the schema and web validation checks. Rejected records are automatically returned to the sender along with a feedback report detailing the reason for the rejection. DSHS is developing ways to monitor and reach out to customers who have rejected records.	Ongoing
318-324, 334-339, 350-356, 366-372	Establish a formal and comprehensive data quality control program including the development of performance measures.	Performance measures will be developed as part of TTI's FY20 technical assistance to the TRCC.	Ongoing
325-330, 341-346, 357-362, 373-378	Establish audit procedures using the performance measures developed under the data quality control program.	This effort will be pursued following the development of the performance measures.	Planned
330, 346, 362, 378	Participate in and share data quality metrics with the Traffic Records Coordinating Committee.	DSHS provides data quality metrics requested by the TRCC.	Ongoing
	Expand (or create) a relationship between the Department of State Health Services Vital Statistics section and the Fatality Analysis Reporting System analyst.	DSHS will continue to develop methods to match EMS and death certificate data from Vital Statistics with FARS.	Ongoing
312-314	Develop interfaces/integrate with other core traffic records.	DSHS currently receives crash data from TxDOT that is linked with EMS data, which is then linked with Trauma data. Current issues center on ownership of the shared data and how best to use it.	Ongoing

### Injury Surveillance Data Strategic Plan Objectives

DSHS and the TRCC Technical Advisor developed the following objectives based on the STRAP and the needs of DSHS. The following table summarizes specific objectives to improve the Texas vehicle data system over the next five years and the strategies/action steps necessary to achieve those objectives.

As the Emergency Medical Services (EMS) & Trauma Registry program (EMSTR) moves forward the program will focus on finding ways to collect data more efficiently and leveraging the use of valuable EMS and Trauma Data. The program will do a technical/systematic third-party review of the current vendor and determine if there are more efficient and appropriate ways for the state to collect data. EMSTR will also utilize new tools to access and analyze data faster and more efficiently. This multi-year data access project will result in sharing data with stakeholders, so they utilize the EMSTR data to inform their strategies and goals. Lastly the program will continue linking motor vehicle crashes and medical information to fully understand the health outcomes of crashes.

Objective	Strategies/Action Steps	Timeline
8.1 Pursue access to the emergency department data set	<ul style="list-style-type: none"> <li>Program has obtained emergency department data and is in the process of performing initial analysis</li> </ul>	Aug. 31, 2021
8.2 Develop performance measures for the injury surveillance data system for DSHS	<ul style="list-style-type: none"> <li>TRCC has provided funding to TTI for technical assistance which includes developing performance measures in FY20</li> <li>TTI will research performance measures from other states to identify examples for Texas</li> <li>TTI will work with each TRCC member to develop performance measures for their agency</li> </ul>	Sept. 30, 2020
8.3 Establish injury surveillance data audit procedures using the performance measures developed under the data quality control program	<ul style="list-style-type: none"> <li>Develop performance measures (8.3)</li> <li>Work with TRCC Technical Advisor to establish a data quality control program</li> </ul>	Sept. 30, 2020
8.4 Collaborate with TxDOT to improve FARS data completeness	<ul style="list-style-type: none"> <li>Identify FARS variables that EMS Registry can help inform</li> <li>Determine the feasibility of matching FARS records to EMS registry records</li> <li>Develop data sharing procedures and policies to share data across both systems</li> <li>Monitor data quality enhancement and integration of both FARS and EMS Registry.</li> </ul>	TBD

Objective	Strategies/Action Steps	Timeline
8.5 Continue the many uses of the EMS/Trauma Registry, including injury prevention programs and trauma designation processes, and publicize these through involvement with the TRCC and through injury prevention and EMS conferences	<ul style="list-style-type: none"> <li>• Continue outreach efforts which have previously included DSHS staff holding stakeholder webinars presenting EMS and Hospital Summary Reports and making presentations at Texas Public Health Association, Texas Trauma Coordinator's Forum; and GETAC's Injury Prevention Committee, EMS Committee, and Trauma Systems Committee</li> <li>• Work with TxDOT and other traffic safety stakeholders to identify traffic safety related questions DSHS should be looking at</li> <li>• Create a more formal communications plan or platform to better disseminate the data and analysis</li> </ul>	Ongoing
8.6 Seek legislative funding to support the ongoing operation and needs of the EMS/Trauma Registry data collection system	<ul style="list-style-type: none"> <li>• Secured DSHS matching funding for TxDOT e-Grant for FY2019.</li> </ul>	Ongoing
8.7 Use the hospital discharge dataset to calculate the number of major trauma cases in Texas in order to estimate the extent of underreporting to the EMS/Registry	<ul style="list-style-type: none"> <li>• Program has obtained hospital discharge data in 2018</li> <li>• Work with TxDOT and other traffic safety stakeholders to identify traffic safety related questions DSHS should be looking at</li> </ul>	Ongoing
8.8 Continue linkage project to match EMS runs to major trauma cases in the Registry for the dual benefit of improving EMS information on trauma cases and providing EMS agencies with outcome information	<ul style="list-style-type: none"> <li>• The Injury Epidemiology &amp; Surveillance Branch has successfully linked EMS and trauma hospitalizations with crash data for 2010-2016</li> </ul>	Ongoing
8.9 Link the crash and EMS/Trauma Registry data, once crash data become available, so that the burden of motor vehicle crashes in Texas can be better understood	<ul style="list-style-type: none"> <li>• In progress: TxDOT provides a data extract file to DSHS to use in their EMS &amp; Trauma Registries system to link crash data with EMS and trauma hospitalizations. The EMS and Trauma Programs have successfully linked EMS and trauma hospitalizations with Crash data for 2010-2015</li> <li>• Work with TxDOT and other traffic safety stakeholders to identify traffic safety related questions DSHS should be looking at</li> <li>• Create a more formal communications plan or platform to better disseminate the data and analysis</li> </ul>	Ongoing

Objective	Strategies/Action Steps	Timeline
8.10 Collaborate with all data-sharing partners in the developing protocols, memoranda of understanding, and data sharing agreements and methodologies that will enable the injury prevention and traffic safety community to conduct analytical and research activities as authorized users. This should be done under the guidance of the TRCC	<ul style="list-style-type: none"> <li>• Ongoing. Currently collaborating with Texas A&amp;M Transportation Institute, local hospitals, and local public health agencies to study factors on crashes.</li> </ul>	Ongoing
8.11 Determine the feasibility of removing restrictions regarding linkage of the hospital discharge database to other systems in the Injury Surveillance System	<ul style="list-style-type: none"> <li>• Program has been able to obtain hospital discharge data and is in the process of evaluating linkages to crash data.</li> </ul>	Ongoing

## Performance Measures

TxDOT, DSHS, and TxDPS provide annual performance measures to be included in the strategic plan.

### Performance Measure #1: Timeliness of Crash Reporting

#### A. Performance Measure Used to Track Improvements

Crash/Timeliness 2 - The percentage of crash reports entered into the database within 30 days after the crash.

#### B. Narrative Description of Calculation / Estimation Method

Previous Period (April 1, 2017 – March 31, 2018):

The number of crash records submitted was 619,274. The percentage of all crash reports entered into the database (available for reporting) within 30 days after the crash was 95.86%.

Current Period (April 1, 2018 – March 31, 2019):

The number of crash records submitted was 630,538. The percentage of all crash reports entered into the database (available for reporting) within 30 days after the crash was 95.22%.

Evaluation:

There was a 1.66% decrease in the percentage of all crash reports entered into the database (available for reporting) within 30 days after the crash.



Required Data	April 1, 2013 – March 31, 2014	April 1, 2014 – March 31, 2015	April 1, 2015 – March 31, 2015	April 1, 2016 – March 31, 2017	April 1, 2017 – March 31, 2018	April 1, 2018 – March 31, 2019
Number of crash reports submitted	528,474	568,307	611,769	629,520	619,274	630,538
Average number of days between date of crash and availability in warehouse	20.77	17.41	22.92	12.06	10.92	11.61
Number of crash records available for reporting within 30 days of the date of crash	463,101	525,190	557,684	595,816	593,648	600,404
Percentage of all crash reports entered into the database (available for reporting) within 30 days after the crash	87.63%	92.41%	91.16%	94.65%	95.86%	95.22%

**C. Title, Number and Strategic Plan page reference for each Traffic Records System improvement project to which this performance measure relates**

This performance measure references the following objectives found on page 18 of the strategic plan:

- 3.5 Establish an ongoing law enforcement training program specifically dedicated to improving crash data timeliness, completeness, accuracy, and consistency
- 3.7 Achieve 100% electronic crash report submission through CRASH or Submission Services

**Performance Measure #2: Completeness of the EMS/Trauma Registry**

**A. Performance Measure Used to Track Improvements**

Completeness of the registry data – Percentage of patient care records with no missing critical data elements.

**B. Narrative Description of Performance Measure Calculation**Previous Period (April 1, 2016 – March 31, 2017):

The number of Hospital (Trauma Registry) records submitted was 154,577. The percentage of patient care reports with no missing *critical* data elements was 61.0%.

Current Period (April 1, 2017 – March 31, 2018):

The number of Hospital (Trauma Registry) records submitted was 140,687. The percentage of patient care reports with no missing *critical* data elements was 84.6%.

Evaluation:

There was a 40.7% increase in the percentage of Hospital (Trauma Registry) patient care reports with no missing critical data elements.

Previous Period	Current Period				
April 1, 2016 – March 31, 2017	April 1, 2017 – March 31, 2018				
The percentage of Hospital (Trauma Registry) patient care reports with no missing critical data elements.	The percentage of Hospital (Trauma Registry) patient care reports with no missing critical data elements.				
Discharge Date and Time: 61.0%	Discharge Date and Time: 84.6%				
<p style="text-align: center;"><b>Improvement</b></p> <table> <tr> <td><u>Critical Date Element</u></td><td><u>Percent Change</u></td></tr> <tr> <td>Discharge Date and Time:</td><td>40.7%</td></tr> </table>		<u>Critical Date Element</u>	<u>Percent Change</u>	Discharge Date and Time:	40.7%
<u>Critical Date Element</u>	<u>Percent Change</u>				
Discharge Date and Time:	40.7%				

**C. Title, Number and Strategic Plan page reference for each Traffic Records System improvement project to which this performance measure relates**

This performance measure references the following objective found on page 36 of the strategic plan:

- 8.5 Continue the many uses of the EMS/Trauma Registry, including injury prevention programs and trauma designation processes, and publicize these through involvement with the TRCC and through injury prevention and EMS conferences
- 8.8 Continue linkage project to match EMS runs to major trauma cases in the Registry for the dual benefit of improving EMS information on trauma cases and providing EMS agencies with outcome information
- 8.9 Link the crash and EMS/Trauma Registry data, once crash data become available, so that the burden of motor vehicle crashes in Texas can be better understood

### Performance Measure #3: Completeness of DPS Citation Data

#### A. Performance Measure Used to Track Improvements

Completeness of DPS Citation Data – Percentage of DPS citation records with no missing critical data elements. DPS' goal is to achieve/maintain at minimum 98% of citation records with no missing critical data elements.

#### B. Narrative Description of Performance Measure Calculation

##### Previous Period (January 2020):

The percentage of DPS citation records with no missing *critical* data elements was 98.85%.

##### Current Period (February 2020):

The percentage of DPS citation records with no missing *critical* data elements was 98.86%.

##### Evaluation:

There was a .01% increase in the percentage of DPS citation records with no missing critical data elements.

#### C. Title, Number and Strategic Plan page reference for each Traffic Records System improvement project to which this performance measure relates

This performance measure references the following objective found on page 31 of the strategic plan:

- 7.2 Develop performance measures for the citation data system for TxDPS
- 7.3 Establish citation data audit procedures using the performance measures developed under the data quality control program

### Performance Measure #4: Accessibility of DPS Citation Data

#### A. Performance Measure Used to Track Improvements

Accessibility of DPS Citation Data – To achieve 2% increase of analytical products delivered to DPS internal stakeholders. Monitoring the delivery of Internal Analytic products is accomplished monthly. A query of the project management software is executed to find the number of product tickets that are marked delivered to requestor during the reporting period. Sub-tasks, non-grant and external grant products are excluded from the query.

#### B. Narrative Description of Performance Measure Calculation

##### Previous Period (FY19):

150 Analytical Products delivered to internal stakeholders in a year.

##### Current Period (February 2020):

For the month of February, HSOC delivered no less than 32 products to internal requestors which is a pace of 384 products annually.

Evaluation:

DPS is on pace to exceed it targeted number of products delivered to internal stakeholders by more than 100%.

**C. Title, Number and Strategic Plan page reference for each Traffic Records System improvement project to which this performance measure relates**

This performance measure references the following objective found on page 31 of the strategic plan:

- 7.2 Develop performance measures for the citation data system for TxDPS
- 7.3 Establish citation data audit procedures using the performance measures developed under the data quality control program

Performance Measure #5: Accessibility of DPS Citation Data

**A. Performance Measure Used to Track Improvements**

Accessibility of DPS Citation Data – To achieve 2% increase of analytical products delivered to DPS external stakeholders. Monitoring the delivery of External Analytic products is accomplished monthly. A query of the project management software is executed to find the number of product tickets that are marked delivered to requestor during the reporting period. For economy of action, large statewide deliveries and projects are consolidated into one ticket in the project management software. These special cases will be identified as they occur. Sub-tasks, non-grant and internal grant products are excluded from the query.

**B. Narrative Description of Performance Measure Calculation**

Previous Period (FY19):

1100 Analytical Products delivered to external stakeholders in a year.

Current Period (February 2020):

For the month of February, HSOC delivered no less than 19 products to external requestors which is a pace of 228 products annually.

Evaluation:

The number of analytical products delivered by DPS varies from month to month. For example, DPS delivered 2,343 products in November 2019 exceeding DPS's performance measure for the year.

**C. Title, Number and Strategic Plan page reference for each Traffic Records System improvement project to which this performance measure relates**

This performance measure references the following objective found on page 31 of the strategic plan:

- 7.2 Develop performance measures for the citation data system for TxDPS
- 7.3 Establish citation data audit procedures using the performance measures developed under the data quality control program

## FY21 Funded Projects

This section provides an overview of projects recommended for funding in FY21.

Agency	eGrants ID	Title	FY2021 Recommended Awarded
TxDOT	TBD-CRIS	CRIS Help Desk	1,375,000.00
Texas Municipal Police Association	2021-TMPA-G-1YG-0016	Law Enforcement Advanced DWI Reporting System (LEADRS)	902,156.51
Texas Department of Public Safety	2021-TDPS-G-1YG-0107	State Traffic Records System Improvement and Expansion of Crash Data Analysis	1,000,391.37
Texas A&M Transportation Institute	2021-TTI-G-1YG-0064	Improving Crash Records through Identifying Barriers and Training Law Enforcement Officers	108,223.81
Texas A&M Transportation Institute	2021-TTI-G-1YG-0035	Providing Technical Assistance to the Texas Traffic Records Coordinating Committee (TRCC)	104,216.09
Texas Department of State Health Services - ISG	2021-TDSHS-IS-G-1YG-0113	Emergency Medical Services and Trauma Registry Data Transition	957,960.05
International Association of Directors of Law Enforcement Standards and Training	2021-IADLEST-G-1YG-0151	Using Data Driven Strategies and Agency and Analytical Training to Reduce Crashes and Social Harms	395,000.00

### Crash Records Information System Projects (CRIS)

Funding supports various aspects of CRIS, including the training of law enforcement to use the online reporting system CRASH, updates to CRASH and CRIS. Additionally, funding covers reviewing the current standards for NEIM, CJIS and MMUCC to enhance CRIS to ensure compliance, provide CRIS Help Desk Services, and support automated Annual Spatial Load.

### Law Enforcement Advanced DWI/DUI Reporting System (LEADRS)

Law Enforcement Advanced DWI Reporting System (LEADRS) is a Driving While Intoxicated (DWI) reporting system for law enforcement created to streamline the DWI arrest process while increasing the quality of the case for prosecution. This year, LEADRS is creating an analytical module for utilization of this data from arrest through court adjudication.

Since 2005, LEADRS has been used by many Texas law enforcement agencies to process DWI arrests. Comprehensive information from DWI cases to include defendant information, vehicle information, reason for stop, Standardized Field Sobriety Testing (SFST) clues, signs of intoxication, type of intoxication, toxicology, and final case disposition are all data sources LEADRS captures.

LEADRS staff coordinates with the Texas District and County Attorney's Association (TDCAA) to provide legal direction and to create charging documents for DWI cases. The Texas Alcoholic Beverage Commission (TABC) has direct access to all LEADRS cases involving a defendant who left a business that serves alcohol. This provides TABC with real-time data for follow-up investigations. In 2018, LEADRS began using this technology to build a Drug Recognition Expert (DRE) module. LEADRS staff have been coordinating with the International Association of Chiefs of Police (IACP) and the National Highway Traffic Safety Administration (NHTSA) to ensure our module is current and captures information needed for drug data analysis.

#### State Traffic Records System Improvement and Expansion of Crash Data Analysis (TxDPS)

It is vital that DPS be able to monitor the quality of citation and crash related data to improve the accuracy and accessibility of its data analysis products. This funding request is to: 1) retain the full-time employees hired through the FY 2015 – FY 2019 Traffic Safety grants; 2) maintain current analytical software for 26 workstations, in furtherance of improving our data, data accuracy and related processes, and to move towards acquiring and analyzing data from other stakeholder agencies; and 3) routinely provide and continue to expand the accessibility of relevant highway safety data products to vested internal and external stakeholders.

Through continued data analysis by these grant-funded employees, DPS will be able to thoroughly evaluate and improve the accuracy and accessibility of citation and crash-related data. To increase accuracy HSOC will continue to conduct regular data extraction of citation information from its databases to seek out missing critical data fields. From this, HSOC will provide leadership with suggestions for training and resource material, which can be utilized to better educate personnel on the importance of complete and accurate data entry.

#### Improving Crash Records through Identifying Barriers and Training Law Enforcement Officers (TTI)

To improve the accuracy and completeness of crash data, the Texas A&M Transportation Institute (TTI) is proposing a project to identify barriers to completing crash forms and then develop training materials for law enforcement officers. The project will be completed through the following objectives: 1) conducting a crash analysis to identify key fields commonly left blank or incomplete by police officers in CRIS data; 2) conducting focus groups to determine barriers to completing crash forms as accurately and completely as possible; 3) conducting a review of current educational efforts and materials being utilized to educate law enforcement officers; and 4) developing training materials for law enforcement agencies and officers aimed.

#### Providing Technical Assistance to the Texas Traffic Records Coordinating Committee (TTI)

TTI will provide technical assistance to the TRCC by assisting the TRCC coordinator with each TRCC meeting, including the development of the meeting agenda and the taking of minutes. Additionally, the technical advisor will work with each TRCC member to update their section of the strategic plan and to monitor performance measures for their respective database. Also, the technical advisor will assist with coordinating the steering and intersection database subcommittees. Finally, TTI will conduct a feasibility study integrating traffic records data using the Texas Virtual Data Library.

### Assessment and Gap Analysis of Data Issues to Determine EMS/Trauma Registries System Enhancements (DSHS – ISG)

The EMS & Trauma Registry program (EMSTR) program has made huge strides in being able to collect EMS & Trauma data in national standards in Texas. In 2019 Texas was in the top 5 of states submitting the most records in the country. The EMSTR program continues to find ways to improve system performance and make data available to their stakeholders. A large continuing project for the program will be obtaining improved data access solution. This will increase the speed and access to registry data that the program does not currently have. The program will also continue to expand their data sharing efforts by creating new tools for accessing and manipulating data at local geographic levels. These efforts will allow stakeholders to inform their local and state injury prevention efforts.

### Reduce Crashes and Crime by Expanding the DDACTS Model and Technical/Analytical Support (IADLEST)

The International Association of Directors of Law Enforcement Standards and Training (IADLEST) provides training to law enforcement on the principals of Data Driven Approaches to Crime and Traffic Safety (DDACTS) model which reinforces the need for timeliness, completeness, and accuracy when reporting crash data to the Texas Crash Reporting Information System (CRIS) database as a cornerstone in the foundation for developing holistic data-driven solutions to guide law enforcement, engineering and education efforts toward reductions in Social Harms.



# 2020 **IMPAIRED** **TEXAS** **DRIVING** **PLAN**

DEVELOPED AND APPROVED BY THE TEXAS IMPAIRED DRIVING TASK FORCE





**CO-CHAIRMEN**

**Troy D. Walden, Ph.D.**

Director and Research Scientist  
Center for Alcohol and Drug Education Studies (CADES)  
Texas A&M Transportation Institute  
(979) 845-9943  
t-walden@tti.tamu.edu

**Allison Rounsavall**

Alcohol and Other Drugs Program Area Manager  
Texas Department of Transportation  
(936) 633-4315  
allison.rounsavall@txdot.gov

**Project Coordinating Agency**

Texas A&M Transportation Institute  
3135 TAMU  
College Station, TX 77843-3135  
[www.texasimpaireddrivingtaskforce.org](http://www.texasimpaireddrivingtaskforce.org)

This plan was developed and approved by the Texas Impaired Driving Task Force.



July 9, 2020

To Whom It May Concern:

From the rolling hill country, to the piney trees of East Texas, to the wide-open spaces in West Texas, Texans are accustomed to driving long distances. Whether it's driving to access jobs and businesses or driving recreationally to visit family and friends, Texas residents easily rack up miles on the road. And all that time spent driving in a vehicle means that Texans are exposed to a certain level of crash risk.

Despite the targeted initiatives and campaigns, impaired driving continues to be the leading contributing factor in fatal crashes in the State. In 2018, Texas led the country with the highest number of alcohol-impaired driving fatalities, with 1,439 people losing their life in an alcohol-impaired driving crash. Alcohol-impaired driving fatalities accounted for 40% of all motor vehicle fatalities in the State that year. While alcohol continues to represent the majority of impaired driving crashes in Texas, drug-impaired driving is an advancing area of concern. We know that drug presence is not indicative of impairment, so there is much to be understood about how and when they contribute to impairment.

We all have a role to play in reducing impaired driving crashes. The Texas Impaired Driving Task Force (TxIDTF) brings together education, enforcement, prosecution, judiciary, toxicology and breath testing, data and evaluation, and representatives from the State's Highway Safety Office with the common goal of eliminating injury and death caused by impaired driving in Texas.

The TxIDTF has developed and approved the Texas Impaired Driving Plan in accordance with FAST Act for submission to the Texas Department of Transportation (TxDOT) and, ultimately, the National Highway Traffic Safety Administration (NHTSA). TxDOT serves as the Governors Highway Safety Office for the State of Texas, and I fully support the efforts of the TxIDTF.

By using this plan as a roadmap for combating impaired driving, it is our goal that Texas will be known for achieving the biggest reduction in impaired driving crashes.

Sincerely,

DocuSigned by:  
*Michael A. Chacon, P.E.*  
06D7FD6C5CEC46B...

Michal A. Chacon, P.E.  
Director, Traffic Operations Division  
Texas Department of Transportation

## LIST OF AGENCY/ORGANIZATION ACRONYMS

**AAA Texas** – American Automobile Association Texas

**CSCD** – Community Supervision Corrections Department, also known as probation

**DSHS** – Department of State Health Services

**LEADRS** – Law Enforcement Advanced DUI/DWI Reporting System

**MADD** – Mothers Against Drunk Driving

**NHTSA** – National Highway Traffic Safety Administration

**NSC** – National Safety Council

**OCA** – Office of Court Administration

**SHSO** – State Highway Safety Office

**SHSP** – State Highway Safety Plan

**SHSU** – Sam Houston State University

**TABC** – Texas Alcoholic Beverage Commission

**TAC** – Texas Association of Counties

**TCAUDPP** – Travis County Attorney's Underage Drinking Prevention Program

**TCJ** – Texas Center for Judiciary

**TDCAA** – Texas District and County Attorneys Association

**TDLR** – Texas Department of Licensing and Regulation

**TEA** – Texas Education Agency

**Texas FCCLA FACTS** - Texas Association Family, Career and Community Leaders of America's Families Acting for Community Traffic Safety

**TJCTC** – Texas Justice Court Training Center

**TMCEC** – Texas Municipal Courts Education Center

**TMPA** – Texas Municipal Police Association

**TRCC** – Traffic Records Coordinating Committee

**TTC** – Texas Transportation Commission

**TTI** – Texas A&M Transportation Institute

**TxDOT** – Texas Department of Transportation

**TxSDY** – Texans for Safe and Drug-Free Youth

## Contents

List of Agency/Organization Acronyms.....	iv
Figures.....	vii
Tables.....	vii
Introduction.....	1
Snapshot of the Impaired Driving Problem.....	1
Plan Structure.....	4
<b>I. Program Management and Strategic Planning.....</b>	<b>5</b>
Task Forces or Commissions.....	5
Authority and Basis for Operation.....	5
Mission.....	5
Charter.....	5
Membership.....	5
Meetings.....	6
Subcommittees.....	6
Strategic Planning.....	9
Program Management.....	11
Resources.....	11
Data and Records.....	12
Communication Program.....	13
Recommendations from the 2015 Impaired Driving Technical Assessment.....	13
<b>II. Prevention.....</b>	<b>15</b>
Promotion of Responsible Alcohol Service.....	15
Promotion of Risk-Based Enforcement.....	16
Promotion of Priority Inspection.....	16
Promotion of Transportation Alternatives.....	16
Reducing Underage Access to Alcohol in Social Settings.....	17
Conduct of Community-Based Programs.....	17
Schools and Education.....	17
Employers.....	18
Community Coalitions and Traffic Safety Programs.....	19
Recommendations from the 2015 Impaired Driving Technical Assessment.....	19
<b>III. Criminal Justice System.....</b>	<b>22</b>
Laws.....	22
Enforcement.....	26
Publicizing High Visibility Enforcement.....	27
Prosecution.....	28
Adjudication.....	28
Community Supervision.....	29
Ignition Interlock Program.....	30
Administrative Sanctions and Driver Licensing Programs.....	31
Recommendations from the 2015 Impaired Driving Technical Assessment.....	33
<b>IV. Communication Program.....</b>	<b>45</b>
Recommendations from the 2015 Impaired Driving Technical Assessment.....	47
<b>V. Alcohol and Other Drug Misuse: Screening, Assessment, Treatment, and Rehabilitation.....</b>	<b>47</b>
Screening and Assessment.....	48
Screening and Brief Intervention.....	48
Treatment and Rehabilitation.....	49
Monitoring Impaired Drivers.....	49
Recommendations from the 2015 Impaired Driving Technical Assessment.....	50
<b>VI. Program Evaluation and Data.....</b>	<b>52</b>

Recommendations from the 2015 Impaired Driving Technical Assessment .....	52
<b>Summary .....</b>	<b>54</b>
<b>APPENDIX A – Signatures of Approval.....</b>	<b>55</b>

## FIGURES

Figure 1. Texas Alcohol-Impaired Driving Fatality Rate, Per VMT, 2014-2018.....	2
Figure 2. Texas Alcohol-Impaired Driving Fatalities, BAC 0.08+, 2014-2018 .....	3
Figure 3. Percent of Alcohol-Impaired Driving Fatalities in Texas, 2014-2018 .....	3

## TABLES

Table 1. SHSP Strategies and Countermeasures, Impaired Driving.....	10
Table 2. TxDOT Alcohol and Other Drug Countermeasures Program Area Funding .....	12
Table 3. NHTSA Recommended Laws, Provisions for Law Enforcement, and Penalties for Impaired Driving.....	23
Table 4. ALR Sanctions for Adults.....	32
Table 5. ALR Sanctions for Minors.....	32
Table 6. Impaired Driving Communication Projects and Campaigns .....	45





## INTRODUCTION

With contribution and approval by the Texas Impaired Driving Task Force (TxIDTF), the purpose of the Texas Impaired Driving Plan (hereafter referred to as the Plan) is to provide a comprehensive strategy for preventing and reducing impaired driving in Texas. The Plan provides a snapshot of the impaired driving crash problem, documents the progress of ongoing initiatives and campaigns, and discusses potential new countermeasures and strategies.

The Plan is provided to the Texas Department of Transportation (TxDOT) for final submission to the National Highway Traffic Safety Administration (NHTSA). It is based on the requirements of the FAST Act, Section 405(d) and NHTSA's *Uniform Guidelines for State Highway Safety Programs – No. 8*.

## SNAPSHOT OF THE IMPAIRED DRIVING PROBLEM

Texas continues to make significant efforts to reduce impaired driving fatalities, injuries, and crashes. While the percentage of motor vehicle fatalities that result from impaired driving has declined over the last 10 years, Texas continues to seek innovative and evidence-based solutions. Despite the implementation of proven strategies and countermeasures, the number of impaired driving fatalities and injuries in Texas continue to be unacceptable. Texas remains dedicated to reducing all incidences of impaired driving.

---

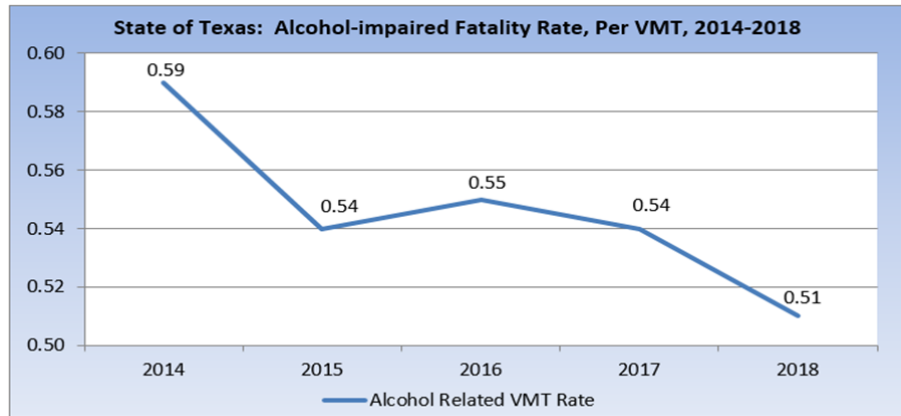
Impaired driving  
continues to be a  
significant issue  
in Texas.

---





The submission of this Plan is based on the State's average impaired driving fatality rate. As defined by the Code of Federal Regulations Title § 1200.23, the average impaired driving fatality rate is "the number of fatalities in motor vehicle crashes involving a driver with a blood alcohol concentration (BAC) of at least 0.08 percent for every 100 million vehicle miles traveled (VMT), based on the most recently reported three calendar years of final data from the Fatality Analysis Reporting System (FARS)."<sup>1</sup>

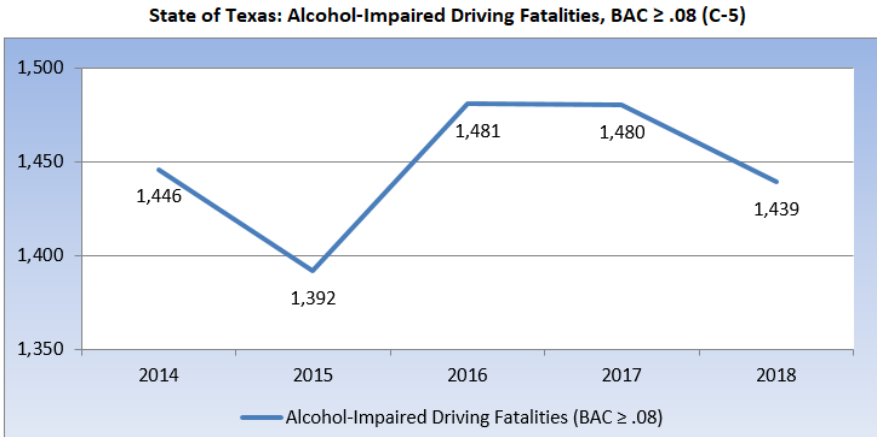


Source: Fatality Analysis Reporting System (FARS June 4th, 2020)

**Figure 1. Texas Alcohol-Impaired Driving Fatality Rate, Per VMT, 2014-2018**

Texas is considered a mid-range state for FY 2020 because its alcohol-impaired driving fatality rate is 0.53 based on FARS data from 2016-2018. Figure 1 illustrates the alcohol-impaired driving fatality rate, per 100 VMT, from 2014–2018 in Texas. Texas ranks in the top 10 states nationally for alcohol-related fatalities per 100 million VMT for 2018 (the current year for which data is available). Preliminary data indicates Texas will also be in the top 10 for 2019, but the rate does appear to be declining.

<sup>1</sup> Uniform Procedures for State Highway Safety Grant Programs, 23 C.F.R. § 1200.23 (2020).



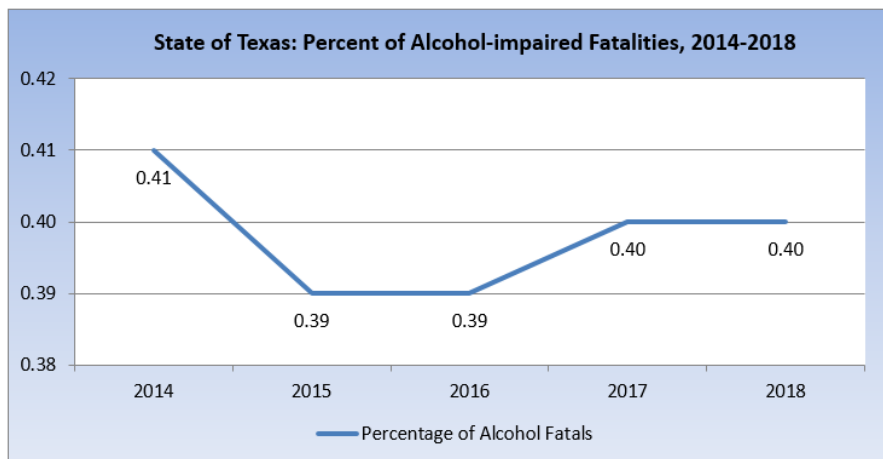
Source: Fatality Analysis Reporting System (FARS June 4th, 2020)

**Figure 2. Texas Alcohol-Impaired Driving Fatalities, BAC 0.08+, 2014-2018**

As shown in

Figure 2, there were 1,439 alcohol-impaired driving fatalities where a driver had a BAC of 0.08 g/dL or greater in 2018 in Texas. Current FARS data suggests that alcohol-impaired driving fatalities where a driver had a BAC of 0.08 g/dL or greater are trending downward.

However, impairment has been shown at BACs lower than 0.08 g/dL and drug-impaired driving is increasingly becoming a factor in motor vehicle crashes. Texas must continue to seek innovative solutions that reduce all impaired driving fatalities and injuries.



Source: Fatality Analysis Reporting System (FARS June 4th, 2020)

**Figure 3. Percent of Alcohol-Impaired Driving Fatalities in Texas, 2014-2018**

Figure 3 illustrates the percent of alcohol-impaired driving fatalities from 2014-2018. In 2018, alcohol-impaired driving fatalities represented 40% of the State's motor vehicle fatalities, which is among the highest percentage in the nation.

## PLAN STRUCTURE

The subsequent sections of the Plan adhere to the components a state's impaired driving program should include and meet, as recommended by NHTSA's *Uniform Guidelines for State Highway Safety Programs – No. 8*. The Plan's components are:

- Program Management and Strategic Planning
- Prevention
- Criminal Justice System (including Laws, Enforcement, Publicizing High Visibility Enforcement, Prosecution, Adjudication, Administrative Sanctions and Driver Licensing Programs)
- Communication Program
- Alcohol and Other Drug Misuse: Screening, Assessment, Treatment and Rehabilitation
- Program Evaluation and Data

Additionally, recommendations from the last Impaired Driving Program Technical Assessment can be found at the end of each respective section of the Plan. The last Program Assessment was held in 2015. Texas was scheduled to participate in another Program Assessment in August 2020. Due to the COVID-19 pandemic, the Program Assessment has been postponed to FY 2021.

Since 2015, the TxIDTF has reviewed the Assessment recommendations to prioritize implementation and track progress. The TxIDTF has assigned an "implementation status" and provided context concerning how each recommendation is being further pursued or reasons for inactivity. The TxIDTF has developed and used the following statuses:

- **Ongoing** – The TxIDTF or via a member organization is actively planning or working to complete the recommendation. If a recommendation has been achieved but requires any level of maintenance, it has been designated *ongoing*, as opposed to *complete*.
- **Complete** – The TxIDTF or via a member organization has achieved the recommendation and no level of maintenance is required.
- **Not Currently Being Addressed** – The TxIDTF has either completed actions that resulted in no forward progress, or it is not currently pursuing action.
- **Requires Legislative Action** – The TxIDTF is unable to pursue, promote, or lobby legislative activity at any level. Recommendations designated with this status are beyond the scope of the TxIDTF, or require additional laws be passed or a different interpretation of current laws. The TxIDTF views its role as an educator of objective impaired driving safety issues. The TxIDTF works to ensure that those stakeholders who can engage in legislative activity have data-driven, evidence-based information to base their decisions.
- **Jurisdictional Condition** – The TxIDTF or via a member organization educates and informs impaired driving safety stakeholders, including judges and

prosecutors. Regular trainings with judges and prosecutors take place throughout the State so that they better understand current impaired driving laws and processes; however, the TxIDTF recognizes how imperative judicial and prosecutorial discretion are.

## I. PROGRAM MANAGEMENT AND STRATEGIC PLANNING

### Task Forces or Commissions

The TxIDTF is a partnership of impaired driving safety stakeholders from across the State who are committed to eliminating deaths and injuries caused by impaired driving. The TxIDTF is used as a forum for strategic planning and coordination of programs and projects that target impaired driving.

#### **Authority and Basis for Operation**

The TxIDTF is funded through a TxDOT Behavioral Traffic Safety Grant that is administrated by the Texas A&M Transportation Institute (TTI).

#### **Mission**


The mission of the TxIDTF is to eliminate injury and death caused by impaired driving in Texas.

#### **Charter**

The TxIDTF has existed in some capacity for 16 years, operating mostly under an informal set of policies and procedures. As the TxIDTF has evolved, it became necessary to develop a formal charter that clearly communicated expectations and responsibilities. In February 2018, the TxIDTF voted to approve a formal charter which is attached below. Unless otherwise noted, all subsequent embedded TxIDTF documents can be found online at

[www.texasimpaireddrivingtaskforce.org](http://www.texasimpaireddrivingtaskforce.org).



TxIDTF Charter – Revised 2018	 Charter - Final (2.8.18).pdf
-------------------------------	---------------------------------------------------------------------------------------------------------------------

#### **Membership**

The TxIDTF has evolved into a multifaceted representation of individuals and organizations. Currently, the TxIDTF consists of 42 members, representing:

- State Highway Safety Office (SHSO)
- Breath Alcohol and Toxicology
- Communication
- Data and Traffic Records
- Driver Licensing
- Education
- Enforcement
- Ignition Interlock Programs
- Judiciary
- Prosecution



- Research
- Treatment

The TxIDTF continually assesses weaknesses and gaps in membership expertise. If an area of the impaired driving safety problem is not reflected through current membership, then the TxIDTF has reached out to leaders in the community with an invitation to join. The TxIDTF membership is comprised of knowledgeable impaired driving safety stakeholders and subject matter. The TxIDTF membership meets the requirements of the FAST Act and includes all appropriate stakeholders. Members voluntarily serve on the TxIDTF and can do so for as long as they are capable. The below excel spreadsheet contains the names, titles, and organizations of all TxIDTF members.

FY 2020 TxIDTF Membership	 2020 Membership.xlsx
---------------------------	-------------------------------------------------------------------------------------------------------------

### ***Meetings***

Due to its large membership and the State's geography, the TxIDTF meets in person biannually. Email correspondence and subcommittee meetings, as necessary, supplement the in-person meetings. In the past 12 months, the TxIDTF met on the following dates and the meeting notes are embedded below.

February 13, 2020	 2.13.2020 - Final Meeting Minutes.pdf
October 10, 2019	 10.10.19 - Meeting Minutes of TxIDTF (Fir



### ***Subcommittees***

The TxIDTF is supported by five subcommittees: Awards Selection, Education, Legislative, Research, and Website. Each subcommittee has arisen out of a need identified. Subcommittees drill down into specific areas that time does not afford during in-person meetings. Subcommittees can include representatives from any relevant organization that has an interest or knowledge in the impaired driving issue; however, the subcommittee chairman or co-chairmen must be a member of the TxIDTF. Each subcommittee meets as often as is needed via webinar and email correspondence.

As new areas for support are identified and goals are achieved, subcommittees will convene or disband. Below is a brief description of subcommittee work, as well as meeting dates and notes. Due to the timing of the Plan's submission, some meeting notes included may be from a previous fiscal year.

### Awards Selection


To recognize the efforts of individuals and organizations who are positively impacting impaired driving in Texas and to encourage others to do the same, the TxIDTF established the Awards Selection Subcommittee. The Subcommittee calls for nominations of individuals and organizations who are going “above and beyond” normal duties to truly affect impaired driving change. In FY 2020, the Subcommittee reviewed a competitive pool of nominations and selected two candidates to bring forward to the TxIDTF for a blind vote. The vote was to select one candidate as the *Texas Impaired Driving Safety Champion* and name the other candidate as *Texas Impaired Driving Difference Maker*. The award recipients were recognized and honored at the 2020 Texas Impaired Driving Forum in San Marcos. Below is a press release about the award recipients and subcommittee meeting minutes.


February 12, 2020 – Award Recipient Press Release	 02.12.2020 - Award Recipients Press Release
October 12, 2019	 10.2.19 - Meeting Minutes.pdf

### Education


One of the recommendations from the State’s 2015 Impaired Driving Program Technical Assessment was to “coordinate school-based impaired driving activities with evidence-based alcohol and substance abuse prevention programs.” Since then, the Subcommittee has worked to compile a reference book that provides a program snapshot of evidence-based alcohol and drug prevention programs available for implementation in schools. The Subcommittee chose to include Texas Essential Knowledge and Skills (TEKS) which are State standards for what students should know and be able to do, as well as promising TxDOT-sponsored programs that weren’t necessarily evidence-based.

Over the last year, the Subcommittee distributed over 750 hardcopies of the reference book, in addition to hundreds of flyers that promoted the book. The reference book has been distributed at numerous educational trainings and conferences, including an Education Service Center – Region 6’s Superintendent’s meeting. In FY 2020, the Subcommittee has been working to update the reference book and keep information current. The Subcommittee expects to release an updated copy in the summer of 2020. Below is the most recent version of the reference book and subcommittee meeting minutes.

Recommendations for Alcohol and Drug Prevention Programs K-12 <sup>th</sup> Grades	 Recommendations for Alcohol and Drug Prevention Programs K-12 <sup>th</sup> Grades
------------------------------------------------------------------------------------	---------------------------------------------------------------------------------------------------------------------------------------------------------------------------



## Recommendations for Alcohol and Drug Prevention Programs K-12th Grade



April 9, 2020	 4.9.20-Meeting Notes (Final).pdf
---------------	----------------------------------------------------------------------------------------------------------------------------

### *Legislative*

The Subcommittee is comprised of current and retired members of the judiciary and prosecution, advocates, and others with a strong working knowledge of State Legislature operations. The TxIDTF is unable to pursue, promote, or lobby legislative activity at any level however, some member organizations are able to engage in lobbying activities as a part of work with their individual organizations. Because of these parameters, the TxIDTF views its role as an educator and informer of objective impaired driving, transportation safety, and public health data and information.


The purpose of the Legislative Subcommittee is to educate and inform members of the TxIDTF about legislation that has the potential to affect impaired driving in the State. The Subcommittee continuously tracks the status of and provides summaries for proposed impaired driving bills while the Legislature is in session. For any bills that are approved and become law, the Subcommittee provides further detail about anticipated outcomes and consequences.

The Legislative Subcommittee meets in the same years when the State Legislature is in session. Below is a summation of legislation passed in 2019 created by the Legislative Subcommittee and subcommittee meeting minutes.

Summary of impaired driving-related bills passed during 86 <sup>th</sup> Legislature	 86th Legislature Session - Bill Summar
May 13, 2019	 5.13.19 - Legislative Subcommittee Notes.


### *Research*

In FY 2020, the TxIDTF established the Research Subcommittee with the purpose of reviewing research articles related to impairment and driving. The Subcommittee's goal is to inform members about recent impaired driving literature and for members to be able to speak intelligently about the research with others. Having a more thorough understanding of the current literature can help the State make more informed decisions regarding future and current programming. This year, the Subcommittee's goal is to review and develop summaries for at least two articles. Below are subcommittee meeting minutes.

April 23, 2020	 04.23.20 - Research Meeting Minutes (Final)
----------------	----------------------------------------------------------------------------------------------------------------------------------

### Website

The TxIDTF online footprint has the potential to reach and educate a broader audience than traditional outreach methods. A broader audience is inclusive of regional traffic safety and public health coalitions as well as coalitions and task forces that exist in other states. The TxIDTF established two social media accounts (i.e., Facebook and Twitter) in FY 2019 in order to further engage and educate audiences about the impaired driving problem in Texas. During this time, it became apparent that the existing website would benefit from redirection. The Website Subcommittee was established to provide guidance on existing and new content, resource organization, and website functionality. Below are subcommittee meeting minutes.

February 10, 2020	 02.10.2020 - Website Meeting Minutes.pdf
-------------------	-------------------------------------------------------------------------------------------------------------------------------

### Strategic Planning

Impacting decision-making is a key part of improving the impaired driving challenge and overall driver and traffic safety. Incorporating elements of engineering, education, enforcement, and evaluation is imperative to further achieve and progress reductions in impaired driving injuries and deaths.

The most recent strategic planning session for TxDOT Traffic Safety Division – Behavioral Traffic Safety Section (TRF-BTS) addressed FY 2017-2022. In cooperation with local, state, federal, and other public and private safety sector stakeholders, the State has developed a comprehensive Texas Strategic Highway Safety Plan (SHSP), which is available online at <https://www.texasshsp.com/>.

The Texas SHSP is a coordinated safety plan that provides a comprehensive framework for reducing highway fatalities and serious injuries on all public roads through seven emphasis areas; impaired driving is considered an emphasis area. Numerous members of the TxIDTF serve on the Impaired Driving Emphasis Area Team and contributed to the SHSP's development. The Texas SHSP identifies the State's key safety needs and guides investment decisions towards strategies and countermeasures with the most potential to save lives and prevent injuries.

Table 1 lists the SHSP strategies and countermeasures for which action plans were developed. The TxIDTF is in the process of reviewing the strategies, countermeasures, and action plans developed as part of the Texas SHSP. This review process will allow the TxIDTF to identify overlapping initiatives and how best action plans can be transitioned into





implementation. However, further progress has not been achieved due to continued focus on subcommittee work and Program Assessment recommendation implementation.

**Table 1. SHSP Strategies and Countermeasures, Impaired Driving**

<b>Strategy 1: Use data systems to identify alcohol licensed and permitted locations within a community and Alcoholic Beverage Code violation history at these locations to determine any correlation with alcohol related crashes</b>	
Data Analysis	Develop and maintain data to identify correlations between impaired driving crashes and citations, road type, corridor, region, county and community, and Texas Alcoholic Beverage Commission licensing data
<b>Strategy 2: Increase education for all road users on the impact of impaired driving and its prevention</b>	
Impact of Impairment	Demonstrate to all road users the magnitude of the impact of impaired driving crashes on fatality rates by making comparisons with other causes of death (e.g., murder rate)
<b>Strategy 3: Increase officer contacts with impaired drivers through regular traffic enforcement</b>	
Traffic Enforcement	Educate the police, community leaders, the public, and traffic safety partners on the role of regular traffic enforcement stops as a primary tool in detecting impaired drivers, and encourage their use to reduce impaired driving crashes. Identify trends in driving under the influence (DUI) arrests, and compare the data to trends in citations and crashes for use in education
Data-Driven Approach	Use a data-driven approach to optimize areas and times for enforcement
Law Enforcement Training	Identify training gaps for police on locations with a high probability for alcohol and drug use that lead to impaired driving (e.g., breaking up/preventing underage-drinking parties)
Sobriety Checkpoints	Conduct surveys to assess public support for sobriety checkpoints and enhanced impaired-driving penalties; document practices, short- and long-term results, and acceptance of checkpoints across the nation; develop a report on the survey results and impaired-driving countermeasure effectiveness; and share the reports with lawmakers and the public
<b>Strategy 4: Improve mobility options for impaired road users</b>	
Public Education	Educate the public and community leaders on methods for identifying mobility options at the community level in both urban and rural areas
Trip Planning	Promote trip planning, including designated drivers, public transportation, taxis, and alternate transportation service companies
<b>Strategy 5: Increase data, training, and resources for prosecutors and officers in the area of drugged driving</b>	

Standardized Field Sobriety Testing, Drug Recognition Expert Training, and Roadside Drug Testing	<p>Continue and increase Standardized Field Sobriety Testing (SFST), Advanced Roadside Impaired Driving Enforcement (ARIDE) training, and Drug Recognition Expert (DRE) training. Continue to monitor the development of roadside drug testing instruments, and as appropriate, investigate deploying them into the field as an additional tool to detect impaired driving.</p> <p>Continue and increase SFST trainings</p> <p>Continue and increase ARIDE trainings</p> <p>Continue and increase DRE trainings, DRE recertification, and DRE Instructors</p>
Resources – DUI Identification	<p>Identify methodologies and resources for improving the identification of drugged driving as a contributing factor in impaired driving crashes</p> <p>Improve robustness of data related to possible drug impairment on crash reports</p> <p>Use supplemental crash reports to add missing drug impairment data to crash reports</p> <p>Analyze policies and possible legislation advancing decriminalization and legalization of marijuana</p> <p>Optimize resources available in the gathering and processing of evidence related to drug-impaired driving</p> <p>Assess law enforcement resources (number of DREs, ARIDE Officers, etc.) and Resources for Prosecutors in Drug-Elevated Crash Counties</p> <p>Use the SFST, ARIDE, and DRE Tracking System to identify common factors associated with impaired driving</p> <p>Determine whether drug testing equipment is accessible and robust enough to quantify blood drug results</p>

### ***Program Management***

The State Highway Safety Office (SHSO) is managed by the TxDOT TRF-BTS. The program staff is located at the headquarters in Austin and in all 25 TxDOT districts. The TxDOT TRF-BTS develops traffic safety initiatives aimed at reducing fatalities and serious injuries from motor vehicle crashes. Specifically, the TxDOT Alcohol and Other Drug Countermeasures Program area supports the development and implementation of programs aimed at reducing fatalities and injuries involving impaired driving.


The TxDOT Alcohol and Other Drug Countermeasures Program has developed strong relationships with individuals and organizations affiliated and not affiliated with the TxDOT Program. This network addresses the goals and strategies associated with the Program, as well as provides expert resources for the Program in an ad hoc capacity. This network is strengthened and reinforced by the TxIDTF, which works with TxDOT to create a multifaceted, cohesive impaired driving program, as opposed to a group of disjointed projects and organizations.

### ***Resources***

In FY 2020, TxDOT awarded 327 traffic safety grants to state and local governmental agencies, colleges and universities, and non-profit agencies across Texas. Of these, 71 Alcohol and Other Drugs Countermeasures projects were

awarded. Below is an attachment listing those projects, and the same list can be found online at


<https://www.txdot.gov/apps/eGrants/eGrantsHelp/Reports/FY20ApprovedProjectList.pdf>.

FY 2020 TxDOT Alcohol and Other Drug Countermeasures Program Area	 FY20ApprovedProjectList - Alcohol & Drug
-------------------------------------------------------------------	---------------------------------------------------------------------------------------------------------------------------------

Funded projects are based on thorough problem identification that utilize State and federal crash data, as well as other data related to geographic and demographic aspects of traffic safety and driver behavior. Table 2 provides a fiscal summary of FY 2019 - 2021.

**Table 2. TxDOT Alcohol and Other Drug Countermeasures Program Area Funding**

	<b>FY 2019 Awarded</b>	<b>FY 2020 Awarded</b>	<b>FY 2021 Planned</b>
Federal Funds	\$16,891,555.37	\$13,807,575.01	\$14,784,697.88
State Match	\$150,000.00	\$0.00	\$300,000.00
Local Match	\$27,583,597.34	\$25,755,278.16	\$8,552,047.63
Program Income	\$12,500.00	\$12,000.00	\$12,000.00
<b>Total</b>	<b>\$44,637,652.71</b>	<b>\$39,574,853.17</b>	<b>\$23,648,745.51</b>



## Data and Records

The primary source of data used for traffic safety programs originates from reportable information collected by law enforcement officers (via Form CR-3) at a crash site. Officers input the crash information into a statewide crash database, known as CRIS (which stands for Crash Records Information System). Reportable motor vehicle crashes are crashes involving a motor vehicle in transport that occur or originate on a traffic way, result in injury to or death of any person, or damage to the property of any one person to the apparent extent of \$1,000.

Texas has spent significant time and resources upgrading its crash records system so that local- and state-level stakeholders have accurate and complete data. This ranges from fixed-format compilations of crash and injury information to special, customized analyses and evaluations directed at identifying and quantifying targeted local and statewide traffic safety problems. Because of minor differences in coding rules and data certification, FARS data reported at the national level are not always in sync with CRIS data.

CRIS data are combined with other data sources including the U.S. Census, FARS, and other localized databases to ensure that the State's impaired driving program is fully supported with data analysis and evaluation. These data and the

subsequent analyses inform engineering, enforcement, education, emergency response, and evaluation activities throughout the State.

This part of the impaired driving program also satisfies the need for integration with the Traffic Records Coordinating Committee (TRCC). The TRCC is comprised of designees from TxDOT, TTI, Department of State Health Services (DSHS), Texas Department of Public Safety (TxDPS), and Office of the Court Administration (OCA), many of whom are also members of the TxIDTF.

## Communication Program

Further discussion of the State's communication program is on page 45.

## Recommendations from the 2015 Impaired Driving Technical Assessment


### A. State and Tribal DWI Task Forces and Commissions

**Priority Recommendation:** Create and convene a Governor's Executive Committee of the Impaired Driving Task Force chaired by a Texas Transportation Commissioner (appointed by the Governor) with a membership consisting of the Attorney General, six State Senate members (appointed by the Lt. Governor), and six House members (appointed by the Speaker of the House) meeting in even numbered years to discuss legislative recommendations provided by the full administrative support from the Traffic Safety Division's Behavioral Traffic Safety Section

**Status:** Not Currently Being Addressed

**Background:** The TxIDTF developed and submitted letters of support for the creation of the Governor's Executive Committee on Impaired Driving. The letters were submitted to the Texas Transportation Commission (TTC) in February 2016 and November 2018.

The TTC created the Texas Traffic Safety Task Force, which developed a plan to reduce serious injuries and deaths on Texas roadways called *Solutions for Saving Lives on Texas Roads* report (below) and available online at <https://ftp.dot.state.tx.us/pub/txdot-info/trf/trafficsafety/saving-lives.pdf>. Among identified solutions, the Task Force identified the need to create an Impaired Driving Task Force comprised of the highest government officials. There is no forward motion for the creation of the executive committee at this time.

Solutions for Saving Lives on Texas Roads	 Solutions for Saving Lives on Texas Roads.
-------------------------------------------	-----------------------------------------------------------------------------------------------------------------------------------

### B. Strategic Planning

**Recommendation:** Develop and fund a driving under the influence/driving while intoxicated (DUI/DWI) tracking system that would link Texas criminal justice agencies databases in order to create a network containing offenders



criminal history, arrests, warrants, photographs, and fingerprints, to ensure access to offenders previous and/or current DUI/DWI history

**Status:** Not Currently Being Addressed

**Background:** TTI received a traffic safety grant in FY 2017 to determine the feasibility of developing a DWI tracking system in Texas. Developing such a database is a tremendous undertaking, and many of the processes that would streamline its creation are not in place. Due to limited funds and prioritization, further progress of developing a DWI tracking database is not being pursued through the end of FY 2020. However, this continues to be a priority need for TxDOT, and TxDOT continues to seek proposals to address this need.

#### C. Program Management

**Recommendation:** Conduct a study to determine the Texas Highway Safety Office's needs for better and more accurate impaired driving data

**Status:** Not Currently Being Addressed

**Background:** A call for a formal study has not been made by TxDOT to pursue this recommendation. However, as part of ongoing program efforts, TxDOT subgrantees are performing annual statewide impaired driving crash analyses that pertain to the State's need for identifying impaired driving data. TxDOT is also conducting various analyses of impaired driving data.

#### D. Resources

**Recommendation:** Evaluate impaired driving programs to determine if resources are being allocated in the most effective manner

**Status:** Ongoing

**Background:** This activity is performed at the State level by TxDOT. The TxDITF does not participate at this level unless directed to do so by TxDOT. This does not preclude an independent investigation of resources and effectiveness as part of a larger project-related effort.

**Recommendation:** Establish private/public partnerships to increase funding for the impaired driving program

**Status:** Ongoing

**Background:** Partnerships between the public and private sector continue to grow. AAA Texas began providing funding to train local law enforcement to become DREs by donating money to pay for instructional materials, food, lodging, and time off so officers can be trained to recognize impaired driving. Mothers Against Drunk Driving (MADD) has been facilitating Travis/Williamson County DWI Roundtables which are designed to initiate ongoing communication and collaboration among DWI stakeholders. MADD has also been hosting the Power of Youth Program which provides presentations for ages 12-20. The program includes participation from collaborating agencies such as Teens in the Driver Seat, AAA Texas, Travis County Underage Drinking Prevention Program (TCUDPP), and Cenikor.

**Recommendation:** Support initiatives that will encourage the Governor and legislature to enact legislation that increases driving while intoxicated fines to generate funding for the impaired driving program

**Status:** Requires Legislative Action

**Background:** The TxIDTF is unable to pursue, promote, or lobby legislative activity at any level. However, some members are able to engage in lobbying activities as a part of the work of their individual organizations.

## II. PREVENTION

NHTSA recommends that impaired driving prevention programs include public health approaches, such as interventions that alter social norms, change the occurrence of risky behaviors, and create safer environments. Texas encourages prevention through a diverse and culturally responsive set of approaches including public health, advocacy, communication campaigns, alcohol service restrictions, employer programs, safe community initiatives, driver education, and educational outreach. These prevention approaches are achieved through local, state, and national partnerships that utilize evidence-based strategies and best practices.

### Promotion of Responsible Alcohol Service

The TxIDTF works with other local and state organizations to promote policies and best practices to prevent drinking and driving, drinking by underage individuals, alcohol service to minors, and over service. Education is promoted and provided by the TxIDTF, TxDOT, and other organizations to ensure voluntary compliance with the Texas Alcoholic Beverage Code and promote responsible alcohol service.

One organization which works to promote responsible alcohol service is the Texas Alcoholic Beverage Commission (TABC). TABC regulates third party seller-server schools available throughout Texas and online. The program covers underage and over service laws, and prevention strategies. TABC-approved seller server schools trained over 400,000 people in FY 2019 and certification is valid for two years. Currently, Texas law does not require seller-servers to be certified, but administrative sanctions are offered to licensed locations that require the certification and meet other minimum standards.

Each time employees stop service to a minor or intoxicated person, they are protecting themselves, the business, and the community from serious consequences. The Retailer Education and Awareness Program (REAP) was designed by TABC staff to provide education for all staffing levels of alcoholic beverage retailers. This program provides owners, managers, and general employees of retail establishments the opportunity to REAP the benefits of continued education and compliance with the State's alcoholic beverage laws. Hosted by TABC, the two-hour program addresses common issues related to minors and intoxicated patrons. The course covers both on- and off-premise scenarios in one training environment and is easily customizable to individual training needs.

The program is designed to create a dialogue between TABC and all levels of alcoholic beverage retail staff while in an educational environment. TABC agents and auditors will cover topics to retrain even the most seasoned employees while also asking for feedback and questions, so those involved leave with a better understanding of possible problem areas and solutions. The goal of the REAP is





to help all alcoholic beverage retailers promote responsible alcoholic beverage sales and service.



### Promotion of Risk-Based Enforcement

TABC has developed a risk-based program to focus on at-risk behavior that may indicate a pattern of bad business practices that could lead to serious violations. This process includes looking for pre-determined factors in the application, examining administrative violation history, and gathering intelligence from other law enforcement and governmental agencies.

The key elements of the risk-based enforcement program are: increased inspection frequency for retailers with past histories of public safety violations, a greater emphasis on “after hours” establishments that illegally sell or permit consumption of alcoholic beverages during prohibited hours, and prioritization of its complaint investigations to give investigations involving allegations of public safety offenses first priority in terms of time and resources.

### Promotion of Priority Inspection

TABC identifies retailers whose premises have been the scene of an offense with public safety implications, or that have been the subject of multiple complaints alleging such violations. Once identified, these retailers are assigned to one of five priority levels, which determine the frequency of TABC inspections. Priority levels are assigned based on the severity and number of past violations or complaints, and the length of time since the most recent violation or complaint. At the highest level, locations are inspected bi-weekly. As time passes and no new violations are observed, retailers will progress downward through the priority tiers with inspections becoming less frequent at each tiered level. At the end of the 12-month period, retailers are subject only to an annual inspection.

Public safety violations have been given priority status due to their correlation with patrons’ level of intoxication when they are leaving licensed premises. These public safety violations are alcohol age-law offenses, intoxication offenses, prohibited hours offenses, drug-related offenses, disturbances of the peace, and human trafficking. Vice offenses such as prostitution are also considered when assigning priority status. Violations indicative of retailer financial stress are also reviewed because such offenses have been found to occur concurrently with or as a precursor to actual public safety offenses.

As part of this program, TABC also provides free training opportunities to retail managers and employees in an attempt to prevent future violations. Field offices are required to offer these opportunities to all retailers qualifying for the two highest tiers but routinely make them available to all other retailers as well. As a result of training initiatives, some 20,000 retail managers and employees were trained on illegal sales recognition and prevention “best practices” techniques.

### Promotion of Transportation Alternatives

TxDOT supports several projects related to responsible transportation choices including media campaigns and programs that directly support alternatives to driving after drinking. TxDOT has implemented the following media campaigns aimed to prevent impaired driving: Football Season Campaign, Christmas/New Year Holiday Campaign, Labor Day Campaign, College and Young Adult Campaign, Spring Holidays Campaign, and Faces of Drunk Driving Campaign.

Additionally, TTI's university peer-to-peer programs such as U in the Driver Seat Program (UDS) and its associated Designated Unimpaired Driver Extraordinaire (D.U.D.E.) outreach messaging platform promote transportation alternatives.



### Reducing Underage Access to Alcohol in Social Settings

Social hosts are individuals who provide a setting, whether a home or private property, where underage drinking occurs. Such parties can result in various negative consequences such as vandalism, impaired driving, alcohol poisoning, and sexual assault. Responding to these parties places a costly burden on communities – especially police, fire, and emergency services.

Organizations such as Texans for Safe and Drug-Free Youth (TxSDY, formerly known as Texans Standing Tall) trains and works with coalitions across the State to educate communities on the dangers of underage drinking parties and the importance of holding social hosts accountable for the costs these parties impose on communities. Coalitions educate communities on current laws regarding providing alcohol to minors as well as the importance of youth abstention until 21 to reduce the likelihood of alcohol addiction.

TxSDY also trains law enforcement on controlled party dispersal, so law enforcement can respond to parties and ensure the safety of the youth attendees and the surrounding community. And, where social host ordinances have been passed, TxSDY provides support to law enforcement and communities to develop standard operating procedures for enforcing those laws. Similarly, the Texas Municipal Courts Education Center (TMCEC) offers judicial education on topics related to social hosting.

### Conduct of Community-Based Programs

TxDOT supports utilizing community-based programs that reach target audiences in diverse settings, including:

- Advocacy Groups
- Coalitions
- Community and Professional Organizations
- Driver Education Programs – Public and Private
- Employers and Employer Networks
- Faith-Based Organizations
- Local and State Safety Programs
- Parents and Caregivers
- Public Health Institutions
- Schools – Public and Private (inclusive of K-12 and Institutions of Higher Education)
- Statewide Organizations

### Schools and Education

In educational environments, community-based programs use public information, education simulators, and training initiatives to engage students, parents and caregivers, school staff and support personnel, and employers and employees to change social norms by reducing alcohol misuse and abuse and impaired driving.

Texas driver education schools licensed or certified by the Texas Department of Licensing and Regulation (TDLR) provide Texas' young drivers alcohol awareness





instruction. This early education is designed to prevent young drivers from getting behind the wheel while impaired.

In addition, Texas provides a variety of programs to address impaired driving needs in schools at the grassroots level. For example, TTI has been widely deploying a peer-to-peer program at the high school level for over a decade. Identified for the last several years as a national best practice, the Teens in the Driver Seat® program is designed to engage, empower, and activate students to become young traffic safety advocates. The program has reached over 750 high schools in Texas.

Similarly, the National Safety Council (NSC) Alive at 25 Program has been incorporated into some municipal courts, and teens may be required to participate in the program. Alive at 25 has also been utilized with employers that employ those under 25 years in age as well as in the employer arena for employees who have teens.

AAA Texas conducts Dare to Prepare teen driver workshops to educate teens on the risks associated with teen driving, including alcohol- and drug-impaired driving.

Finally, the Texas Association Family, Career and Community Leaders of America's Families Acting for Community Traffic Safety (Texas FCCLA FACTS) program puts the brakes on impaired driving and traffic crashes through peer education that encourages friends and family to drive safely and lowers the number one cause of deaths for young people in America.

Other community-based programs have included public outreach efforts by various social service entities and organizations as a part of their core public health and safety mission. This includes activities launched by municipal courts, hospitals, regional education service centers, social advocacy groups, institutions of higher education, and private companies. An example is how municipal court programs utilize judges and court staff as resources on impaired driving issues in schools and communities.

### ***Employers***

Building an on-going traffic safety culture of preventing impaired driving is also achieved through employers. Transportation is the leading cause of workplace fatalities and incidents. As 80% of Texans are employed or live with someone who is employed, and employees drive to and from work and may drive as a part of their job, utilizing the employer is critical to addressing impairment. The Network of Employers for Traffic Safety (NETS) reported that employers paid \$6 billion dollars due to alcohol-impaired driving.<sup>2</sup> Annually, employers pay significantly as a result of lawsuits and fines that may be imposed.

The workplace is an important area for prevention outreach since the impact of impaired driving not only affects the individual worker and co-workers but also the employer through lost work time, productivity, poor performance, re-hiring and training costs, and potential legal liability. Employers are driven to make changes as a result of exposure to liability, costs and what impacts their bottom line. Impaired driving has a significant impact to the employer – whether it

<sup>2</sup> Network of Employers for Traffic Safety. "Cost of Motor Vehicle Crashes to Employers – 2015." <https://trafficsafety.org/road-safety-resources/public-resources/cost-of-motor-vehicle-crashes-to-employers-2015/>

occurs on or off the job. Impaired driving that occurs within someone's family can also impact the worker, co-workers, and employer. Therefore, employer training, on-going education in a multifaceted approach and messaging, employee assistance programs, and employee health fairs are important opportunities which are used to address driver behavior in the area of impairment. The NSC Our Driving Concern: Texas Employer Traffic Safety and Drug Impairment for Texas Employers programs speak to these issues and more.

#### ***Community Coalitions and Traffic Safety Programs***

In order to capitalize on the potential impact that community outreach can make on the impaired driving problem, Texas utilizes a variety of organizations to raise awareness and, purposefully, impact behavior. These organizations include those groups that both have and have not historically addressed traffic safety.

TxDOT has worked to create and facilitate the continuation of local coalitions. The local nature and membership diversity of these coalitions allow for effective dissemination of information as well as provide for input at the state level for strategic and operational initiatives.

Many of the 25 TxDOT districts support local traffic safety coalitions, which include focusing on impaired driving. The TxIDTF participates in these and other local community coalitions to educate stakeholders about the impaired driving problem and serve as a conduit of information between the State and local stakeholders.

Additionally, TxSDY hosts regional forums and trainings based on initiatives that start at the community level to address impaired driving. Also, TxSDY assessed community coalitions and has built [an online, searchable tool](#) that allows organizations to connect with coalitions in order to identify areas of potential collaboration. This provides organizations opportunities to leverage efforts and resources to reduce underage alcohol use and impaired driving.



## **Recommendations from the 2015 Impaired Driving Technical Assessment**

### **A. Responsible Alcohol Service**

**Priority Recommendation:** Enact a \$ .10 per drink excise tax increase and dedicate a portion of new revenues to alcohol abuse and impaired driving prevention and treatment

**Status:** Requires Legislative Action

**Background:** While use of fees to support project self-sufficiency is a priority, there is concern that taxes, fees, and charges will have opposition. The excise tax is not calculated according to a percentage of the price of the alcohol but rather by the gallon. The “dime a drink” idiom is used to simplify the discussion of the strategy. There is no discussion of changing the methodology of the tax but to raise the tax per gallon.



In 2015, TxSDY developed a report on the Effects of Alcohol Excise Tax Increases on Public Health and Safety in Texas.” In 2016, TxSDY commissioned Baseline & Associates to conduct a statewide public opinion survey on report content as it related to increasing alcohol excise taxes. Results showed that 65% of registered voters support increasing the alcohol excise tax to improve public health and safety.

**Recommendation:** Implement high visibility underage drinking enforcement, including party patrols and compliance checks, supported by media campaigns

**Status:** Ongoing

**Background:** TxDOT and the TxIDTF address underage drinking enforcement through different projects that utilize alcohol retail stings, media campaigns, and high visibility enforcement projects.

**Recommendation:** Enact a strict social host liability statute holding all individuals liable for damages resulting from over service of alcohol to guests

**Status:** Requires Legislative Action

**Background:** TABC regulates this issue which allows the State or a private citizen to hold accountable those individuals or establishments that overserve alcohol to individual guests or patrons. Administrative and criminal actions can be levied against individual servers or establishments that over sell or overserve.

TxSDY provides education to local communities on how to address social access and social hosting through local, civil social host ordinances. In addition, TxSDY trains law enforcement on controlled party dispersal techniques to ensure the safety of the youth attendees and the surrounding community. Research indicates local civil social host ordinances are a more effective means to address youth social access to alcohol and underage drinking parties, and several cities in Texas have adopted such ordinances. In addition, TMCEC offers judicial education on topics related to social hosting.

## B. Community Based Programs

### 1. Schools

**Recommendation:** Provide schools with current, Texas-specific impaired driving information for inclusion in health and other curricula

**Status:** Ongoing

**Background:** The TxIDTF provides a variety of impaired driving information and educational programs at secondary schools statewide. Much of this effort is led by the Texas Education Agency (TEA) and TDLR through TxDOT-sponsored and other non-sponsored projects, such as Teens-in-the-Driver Seat®, UDS, ESC-Region 6, TCUDPP, Watch UR BAC, TABC, AAA Texas, and the Texas FCCLA FACTS and Driver Education Schools.

**Recommendation:** Coordinate school-based impaired driving activities with evidence-based alcohol and substance abuse prevention programs

**Status:** Ongoing

**Background:** The TxIDTF Education Subcommittee developed and distributed a “reference book” of evidence-based alcohol and/or drug awareness programs and TxDOT-sponsored programs that can be implemented in schools. As part of the development of the reference book, the Education Subcommittee identified and aligned TEKS to each of the identified programs. TEKS are State standards for what students should know and be able to do, and their inclusion in the reference book will lead to

a greater likelihood of schools implementing the identified programs. An updated version is expected to be completed in FY 2020.

## 2. Employers

**Recommendation:** Continue and expand the Our Driving Concern: Texas Employer Traffic Safety Program

**Status:** Ongoing

**Background:** TxDOT continues to support and fund the NSC Our Driving Concern and Drug Impairment Training for Texas Employers Programs that addresses impaired driving within and outside occupational settings. These programs work with employers and collaborate with statewide organizations and associations who have a membership base comprised of occupational safety leaders, risk and human resource managers, which maximize the reach. The State also supports other TxIDTF members for their effort in educating organizations about impairment as it relates to occupational settings.

## 3. Community Coalitions and Traffic Safety Partners

**Recommendation:** Conduct an assessment of community-based coalitions that address alcohol and substance use to determine the extent and nature of impaired driving prevention strategies and areas for potential collaboration with the traffic safety community

**Status:** Ongoing

**Background:** In FY 2017 and FY 2018, TxSDY received grants to conduct an assessment of community-based coalitions and their prevention work in Texas. Results demonstrated that coalitions and the traffic safety community could benefit from extra training and support to identify and enhance collaborative opportunities. Assessment results were used to develop [an online searchable tool](#) for public use. The tool helps connect individuals and groups so they can collaborate to reduce underage drinking and impaired driving in Texas. TxSDY also developed a report of the assessment findings with recommendations to increase collaboration between coalitions and the traffic safety community. In FY 2019, TxSDY received funding to act upon the assessment results and hosted successful Regional Forums and follow-up training that resulted in increased collaboration and implementation of evidence-based prevention strategies to prevent underage alcohol use and impaired driving efforts. In FY 2020, TxSDY did not receive funding to continue the program activities and has been seeking out other funding sources to continue the efforts.



## 4. Transportation Alternatives

**Recommendation:** Coordinate highway safety plans and programs with substance abuse prevention plans and programs

**Status:** Not Currently Being Addressed

**Background:** The TxIDTF has been unable to identify appropriate individuals or organizations to progress this recommendation. The TxIDTF has worked to encourage employers, educators, community supervision/probation officers, juvenile case managers, and health care professionals to implement policies

and procedures that assist them in screening and assessing individuals so that they might be referred for treatment.

**Recommendation:** Ensure that all designated driver programs stress “no use of alcohol” messages for the designated driver

**Status:** Ongoing

**Background:** Through a competitive bidding process, GDC Marketing and Ideation was selected as the vendor for the statewide impaired driving campaign and tasked with building a year-long integrated marketing and communications effort.

**Recommendation:** Ensure alternative transportation programs do not encourage or enable excessive drinking

**Status:** Ongoing

**Background:** Through a competitive bidding process, GDC Marketing and Ideation was selected as the vendor for the statewide impaired driving campaign and tasked with building a year-long integrated marketing and communications effort.

**Recommendation:** Ensure that both designated driver and safe ride programs prohibit consumption of alcohol by underage individuals and do not unintentionally promote over-consumption

**Status:** Ongoing

**Background:** Through a competitive bidding process, GDC Marketing and Ideation was selected as the vendor for the statewide impaired driving campaign and tasked with building a year-long integrated marketing and communications effort.



### III. CRIMINAL JUSTICE SYSTEM

The impaired driving program in Texas must engage all facets of the criminal justice system including law enforcement, prosecution, judiciary, and community supervision correction departments (CSCDs, or probation). The following sections detail how Texas addresses the engagement of the criminal justice system into the State’s impaired driving program.

#### Laws

According to NHTSA guidelines, each state is expected to enact impaired driving laws that are sound, rigorous, and easy to enforce and administer. These laws should clearly define the offenses, contain provisions that facilitate effective enforcement, and establish effective consequences. Details related to these guidelines and how Texas laws address each are included in Table 3.

The Texas statute information is detailed according to the following:

- Penal Code (PC) – A body of laws relating to crimes and offenses and the penalties associated with their commission

- Transportation Code (TC) – Provides definition of rules, offenses and penalties for activities related to the transportation system
- Alcoholic Beverage Code (ABC) – Comprised of statutes related to the sale and consumption of alcoholic beverages
- Code of Criminal Procedure (CCP) – The main legislation related to the procedure for the administration of criminal law
- Health and Safety Code (HSC) – Comprised of statutes and regulations related to controlled substance laws and individuals and organizations providing health care records associated with these activities

**Table 3. NHTSA Recommended Laws, Provisions for Law Enforcement, and Penalties for Impaired Driving**

NHTSA Recommendations	Texas Statutes and/or Commentary
Driving while impaired by alcohol or other drugs (whether illegal, prescription or over-the counter) and treating both offenses similarly;	PC 49.01(2) defines intoxication as caused by “alcohol, a controlled substance, a drug, a dangerous drug, a combination of two or more of those substances, or any other substance into the body.” This definition allows DWI and related offense prosecution by impairment caused by anything. Yes, anything, perhaps the most inclusive statute in the nation.
Driving with a blood alcohol concentration (BAC) limit of .08 grams per deciliter, making it illegal “per se” to operate a vehicle at or above this level without having to prove impairment;	PC 49.01 (1) and (2) B Definitions TC 724.001 (9) Definitions
Driving with a high BAC (i.e., .15 BAC or greater) with enhanced sanctions above the standard impaired driving offense;	PC 49.04(D) DWI First time offenders with a BAC over .15 at the time of testing are subject to a Class A Misdemeanor, the highest misdemeanor punishment under the law.
Zero Tolerance for underage drivers, making it illegal “per se” for people under age 21 to drive with any measurable amount of alcohol in their system (i.e., .02 BAC or greater);	ABC 106.041 Driving or Operating Watercraft Under the Influence of Alcohol by a Minor Texas statute provides for a provision of any detectable amount of alcohol a person is < 21 years of age. Can be prosecuted for higher offense of DWI when the BAC is .08 or above, or “intoxication” defined as the loss of normal use of mental or physical faculties due to the introduction of alcohol, a controlled substance, a drug, a dangerous drug, a combination of two or more of those substances, or any other substance into the body.



NHTSA Recommendations	Texas Statutes and/or Commentary
Repeat offender with increasing sanctions for each subsequent offense;	PC 49.09 Enhanced Offenses and Penalties and ABC 106.041 Driving or Operating Watercraft Under the Influence of Alcohol by a Minor Texas frequently sentences its worst repeat DWI offenders with life sentences.
BAC test refusal with sanctions at least as strict or stricter than a high BAC offense;	TC 524.022 Period of Suspension
Driving with a license suspended or revoked for impaired driving, with vehicular homicide or causing personal injury while driving impaired as separate offenses with additional sanctions;	TC 521.202 Ineligibility for License Based on Certain Convictions TC 521.292 Department's Determination for License Suspension TC 521.457 Driving While License Invalid
Open container laws, prohibiting possession or consumption of any open alcoholic beverage in the passenger area of a motor vehicle located on a public highway or right-of-way (limited exceptions are permitted under 23 U.S.C. 154 and its implementing regulations, 23 CFR Part 1270);	PC 49.04(c) Driving While Intoxicated (enhances Punishment in DWI cases) PC 49.031 Possession of Alcoholic Beverage in a Motor Vehicle (standalone violation).
Primary seat belt provisions that do not require that officers observe or cite a driver for a separate offense other than a seat belt violation.	TC 545.413 Safety Belts; Offense TC 545.412 Child Passenger Safety Seat Systems; Offense
Authorize law enforcement to conduct sobriety checkpoints, (i.e., stop vehicles on a nondiscriminatory basis to determine whether operators are driving while impaired by alcohol or other drugs);	Texas does not have a statute allowing sobriety checkpoints to be conducted in the State. Texas courts have ruled sobriety checkpoints cannot be established without legislative enactment. Repeated attempts to pass such a law have failed.
Authorize law enforcement to use passive alcohol sensors to improve the detection of alcohol in drivers;	Passive alcohol sensors are not prohibited, but they are not admissible in court. TC 724.012(a) Taking of Specimen An officer may obtain one or more samples of breath and/or blood.
Authorize law enforcement to obtain more than one chemical test from an operator suspected of impaired driving, including preliminary breath tests, evidential breath tests, and screening and confirmatory tests for alcohol or other impairing drugs;	TC 724.012(a) Taking of Specimen An officer may obtain one or more samples of breath and/or blood.

NHTSA Recommendations	Texas Statutes and/or Commentary
Require law enforcement to conduct mandatory BAC testing of drivers involved in fatal crashes.	TC 724.012(b) Taking of a Specimen Texas still has requirements for a mandatory specimen for certain offenses. The original law allowed officers to take a specimen without a warrant, including if the defendant refused to voluntarily provide one. While Missouri v. McNeely no longer allows involuntary blood draws to occur without either exigent circumstances or a warrant, the Texas law itself still requires that a specimen be taken for those certain offenses. For that reason, law enforcement frequently applies for a blood search warrant.
Administrative license suspension or revocation for failing or refusing to submit to a BAC or other drug test;	TC 524 Administrative Suspension of Driver's License for Failure to Pass Test for Intoxication TC 724 Implied Consent
Prompt and certain administrative license suspension of at least 90 days for first-time offenders determined by chemical test(s) to have a BAC at or above the State's "per se" level or of at least 15 days followed immediately by a restricted, provisional or conditional license for at least 75 days, if such license restricts the offender to operating only vehicles equipped with an ignition interlock;	TC 724.032 Officer Duties for License Suspension; Written Refusal Report TC 724.033 Issuance by Department of Notice of Suspension or Denial of License TC 724.035 Suspension or Denial of License TC 524.022 Period of Suspension TC 521.2465 Restricted License
Enhanced penalties for BAC test refusals, high BAC, repeat offenders, driving with a suspended or revoked license, driving impaired with a minor in the vehicle, vehicular homicide, or causing personal injury while driving impaired, including longer license suspension or revocation; installation of ignition interlock devices; license plate confiscation; vehicle impoundment, immobilization or forfeiture; intensive supervision and electronic monitoring; and threat of imprisonment;	PC 49.09 Enhanced Offenses & Penalties TC 521.246 Ignition Interlock Device Requirements TC 521.248 Order Requirements TC 521.342 Person Under 21 Years of Age TC 521.344 Suspensions for Offenses Involving Intoxication TC 521.345 Suspension Under Juvenile Court or Under of Court Based on Alcoholic Beverage Violation by Minor TC 521.372 Automatic Suspension, License Denial CCP 42A.408 Use of Ignition Interlock Devices CCP 17.441 Conditions Requiring Motor Vehicle Ignition Interlock



NHTSA Recommendations	Texas Statutes and/or Commentary
	TC 524 Administrative Suspension of Driver's License for Failure to Pass Test for Intoxication TC 521.457 Driving While License Invalid TC 521.2465 Restricted License
Assessment for alcohol or other drug abuse problems for all impaired driving offenders and, as appropriate, treatment, abstention from use of alcohol and other drugs, and frequent monitoring;	Texas does not have a statute that requires assessment for alcohol or other drug abuse problems for all impaired driving offenders. But, for all probation cases, CCP 42A.257 and 42A.402 mandate evaluations for alcohol and drug rehabilitation.
Driver license suspension for people under age 21 for any violation of law involving the use or possession of alcohol or illicit drugs.	ABC 106.02 Purchase of Alcohol by Minor ABC 106.071 Punishment for Alcohol Related Offense by Minor ABC 106.04 Consumption of Alcohol by Minor ABC 106.05 Possession of Alcohol by Minor ABC 106.07 Misrepresentation of Age by a Minor ABC 106.115 Attendance at Alcohol Awareness Course; License Suspension

## Enforcement

Texas law enforcement includes officers from TxDPS, police agencies (municipalities, university, school districts, etc.), sheriff's offices, constables, and agents with TABC and Texas Parks and Wildlife. One of the primary goals of the 2015 Impaired Driving Technical Assessment was to increase training provided to Texas law enforcement officers in the area driving while intoxicated/driving under the influence (DWI/DUI) of drugs. For a statewide program to be effective, law enforcement officers must be educated and, subsequently, motivated, to see driving while intoxicated as an important component of their enforcement activities.

Texas has provided a long-standing program on updated case law; enforcement techniques such as in-car mobile video and/or officer body worn camera recording of DWI, boating while intoxicated (BWI), drugged driving offenses, SFST, and blood search warrant procedures on a statewide basis. Texas also provides the Drug Evaluation Classification Program (DECP), which trains officers to become DREs and provides ARIDE education.

Texas has developed integrated professional relationships between law enforcement, prosecutors, judicial educators, advocacy groups, and prevention that have helped to usher in initiatives that have a positive impact on impaired

driving-related fatalities. One of the tools the criminal justice system uses is the Law Enforcement Advanced DUI/DWI Reporting System (LEADRS). LEADRS was designed by prosecutors, law enforcement officers and judges to assist law enforcement officers in DWI report writing.

Additionally, TABC has implemented a program called Target Responsibility for Alcohol Connected Emergencies (TRACE). TRACE is a law enforcement operation that investigates the source of DWIs resulting in serious bodily injury and/or death and other alcohol-related emergencies resulting in serious bodily injury and/or death. All local law enforcement and first responders may contact TABC for assistance when investigating an alcohol-related incident resulting in serious bodily injury or death, which involves a minor or someone suspected of being sold or served at a TABC-licensed location. To facilitate incident reporting, TABC has established a hotline for emergency responders and law enforcement personnel. Any Texas Emergency Responder or Law Enforcement personnel may use the number to contact TABC regardless of location. Calls will be dispatched to TABC Law Enforcement personnel located throughout the State of Texas. TABC agents will determine where the alcoholic beverages were acquired, purchased, or served.

### Publicizing High Visibility Enforcement

Texas has an integrated approach that combines enforcement initiatives with targeted public information and education campaigns. TxDOT works closely with local and state law enforcement agencies to roll out media campaigns in the form of events, distributed materials, as well as earned and purchased media.

One example of implementing high visibility enforcement are No-Refusal initiatives. No-Refusal is a high-profile, organized enforcement strategy designed to combat intoxicated driving. This strategy generally brings law enforcement, prosecutors, magistrates, and medical personnel together in a concerted effort to successfully arrest, prosecute, and convict intoxicated drivers. Through this strategy, law enforcement can quickly obtain search warrants from “on call” magistrates in order to take blood samples from suspected intoxicated drivers who refuse voluntary breath or blood tests. No-Refusal initiatives thus take away the driver’s ability to refuse to provide scientific evidence of intoxication.

These initiatives are publicized at the local level consistent with when they are deployed (i.e., full-time, holidays, or weekends). The statewide media campaigns that address impaired driving in general augment the local marketing of these initiatives. Currently operating in a number of jurisdictions, including in Austin, Dallas, San Antonio, and Harris and Montgomery Counties, No-Refusal initiatives are a good example of how high visibility enforcement is publicized using local and statewide media. Texas conducts analyses of biological (breath and blood) specimens collected as evidence in criminal cases through the TxDPS Laboratory system, the Texas Breath Alcohol Testing program, and other private- or publicly funded laboratories recognized as accredited by the Texas Forensic Science Commission.



## Prosecution

Texas has strong support at the state and local level prosecuting DWI and DUI offenders. The Texas District and County Attorneys Association (TDCAA) supports the Traffic Safety Resource Prosecutor (TSRP). This association provides technical assistance, training, education, and case resources for prosecutors processing impaired driving cases. The TSRP has been a long-standing, critical member of the TxIDTF and is instrumental in integrating representatives from law enforcement through adjudication to improve DWI processing. The TSRP has been a significant champion of No-Refusal initiatives by providing training and technical assistance throughout the State.

At the local level, many prosecutors have joined in implementing integrated approaches to address their jurisdiction's impaired driving problem. An overwhelming majority of Texas elected prosecutors hold DWI prosecution to be a priority of their offices. Several local prosecutors are members of the TxIDTF and provide a practical perspective related to processing DWI cases through the criminal justice system – many of whom are responsible for implementing No-Refusal programs in their jurisdictions. Many of these prosecutors also spend time and resources to develop localized DWI task forces and work to train law enforcement on DWI procedures and enforcement strategies. Additionally, TMCEC trains and provides technical assistance to prosecutors, judges, and court support personnel on the adjudication of juvenile DUI cases. The combination of the TSRP and local prosecutors offers the benefit of diverse perspectives in prosecuting DWI cases.

## Adjudication



Different types of courts have specific roles in dealing with the impaired driving problem in the State. The TxDOT Alcohol and Other Drug Countermeasures Program has worked to improve communication between each of these courts.

The Texas court system typically becomes involved in a DWI case within 48 hours of arrest, when the offender appears before a magistrate who sets bond and appropriates conditions of bond, including mandatory controlled substance testing and/or the installation of an ignition interlock device.

Bond conditions are important in DWI cases because those conditions restrict and monitor the defendant's behavior until the case is finalized. Courts are encouraged as a best practice, and in some cases, mandated by statute, to order ignition interlock devices and other alternatives as a condition of bond to keep the community safe while the case is being prosecuted.

After a charging instrument is filed with a trial court, that court oversees the disposition of the case. Impaired driving defendants have the right to a trial by jury for both the guilt/innocence and punishment phases of a trial. However, the majority of DWI cases will be disposed via plea bargain. Trial courts include specialized treatment courts where criminogenic risk factors and substance abuse issues are addressed with daily supervision from a specialized staff with the goal of addressing the root cause of impaired driving: alcohol and other drugs of abuse. Specialty courts can also help address other issues, such as lack of work, family problems, in addition to the potential presence of an addiction.

Other courts, without a specialized treatment approach, may use more traditional approaches to DWI cases, but they are encouraged to enhance the close monitoring of DWI offenders through the use of ignition interlocks and other alcohol monitoring and detection devices.

Each of the different courts has a statewide association that is funded to provide technical assistance and provide education specifically related to impaired driving. These different associations come together once a year to provide education to all courts on issues impacting adjudication of impaired driving cases. This integration of the judiciary and the practical continuing education has proven to be a critical element in addressing the problem of impaired driving as well as traffic records and other traffic safety issues. The associations also independently provide education on impaired driving to their constituencies.

Texas has instituted specialty courts that are able to address the adjudication and treatment aspects of the impaired driving problem. Members of the TxIDTF have also trained judges in smaller jurisdictions to employ the precepts of treatment protocols from these specialty treatment courts to create hybrid approaches.

The courts that deal with underage alcohol offenses or public intoxication can impact offenders prior to them driving impaired while other courts deal directly with DWI cases. The TMCEC trains courts on implementing “teen court,” a system of being judged by one’s peers that has proven effective in reducing recidivism by the power of peer influence. Recidivism refers to a person’s relapse into criminal behavior often after a person receives sanctions or undergoes intervention for a previous crime. Recidivism is measured by criminal acts that resulted in rearrests, reconviction, or return to prison with or without a new sentence within a three-year period following the individual’s release.

## Community Supervision

Offenders who have been convicted of an impaired driving offense have three sentencing options: jail time, community supervision (also known as probation), and deferred adjudication with community supervision for some offenders. In most cases, the offender is placed on community supervision for a period of 6-24 months. During this time, the offender will likely be required to:

- Attend a state-approved DWI education course within the first six months of supervision
- Attend a victim impact panel
- Complete community service (no less than 24 hours, no more than 100 hours)
- Complete an alcohol and drug evaluation to determine any substance abuse issues, and/or complete random substance testing (usually urinalysis and/or breathalyzer)
- Install interlock as a condition of bond, probation, occupational driver’s license, and deferred adjudication
- Report to a CSCD officer or designated monitoring authority
- Pay any fines, court costs, CSCD fees, and treatment costs ordered

These general community supervision conditions can be amended by the court or prosecution (prior to disposition) to allow for the unique needs of each offender to be met.



Additionally, post-disposition, the court may amend these conditions at its discretion. The most common addition to the community supervision conditions is the installation of an ignition interlock device in the offender's vehicle. Depending on the case, a court has the discretion to order an ignition interlock as a condition of community supervision. However, there are some situations where an ignition interlock is mandated. Among several other factors, collateral impacts of DWI convictions spur a variety of extra judicial (overseen by prosecutors and not by courts) diversions in DWI. Codifying and standardizing diversions would actually increase diversions. Prosecutors believe reducing collateral consequence would reduce diversions. Two major legislative changes championed by prosecutors, among others, passed the last legislative session and went into effect September 1, 2020. The impact of these changes will take some time to quantify.

HB 2048 repealed Chapter 708, TC. This Chapter created surcharges from \$3,000 to \$6,000 in addition to all court fines and costs. It was collected through driver license suspensions. All existing and owing surcharges were forgiven, and initial estimates revealed over 1,000,000 Texans are now eligible for driver licenses. This takes a huge strain off prosecutors to divert DWI cases. The lost revenue, in part, is replaced by a state fine in DWI cases that applies on "final conviction" which will not include probation or deferred. This makes it much more expensive to take a jail time "time served" plea, and cheaper to take a probation offer. This gives prosecutors an actual incentive to give offenders and courts to use a probation alternative.

In the mid-1980s, deferred adjudication was removed as an alternative on DWI cases. That created several non-judicial collateral consequences to apply to DWI convictions including loss of employment, increased insurance, and public record convictions on background checks. The reason for this prohibition was to prevent masking and the fact that under the laws at that time a deferred adjudication could not be used to enhance a subsequent DWI. Over 10 years ago, Texas laws were created making deferred adjudication of family violence convictions eligible to enhance subsequent family violence convictions.

HB 3582 now allows deferred adjudication in certain DWI offenses. All deferrals will be eligible to enhance subsequent DWIs. Second offenses, cases with a BAC over .15, and most importantly, drivers with commercial driver's license (CDLs) will not be eligible. The deferred will require interlock but will remove all non-judicial collateral consequences.

### Ignition Interlock Program

An ignition interlock is an alcohol-specific device that is wired into the ignition of a vehicle to prevent the driver from starting the vehicle after consuming alcohol. The device requires the driver to provide an alcohol-free breath sample for the

vehicle to start. Once the vehicle is started, the device requires the driver to provide additional breath samples at randomly occurring intervals.

Ignition interlock is a mandated condition for certain impaired driving offenders. For those offenders on bond, an ignition interlock should be ordered if the offender is a subsequent offender, the offense is intoxication assault or intoxication manslaughter. Additionally, ignition interlock is required if the offender receives deferred adjudication, probation, had a 0.15+ BAC, or it is a subsequent impaired driving offense for the offender.

For offenders placed on community supervision for DWI with a child passenger (after September 1, 2019), intoxication assault or intoxication manslaughter, ignition interlock is mandated. Subsequent impaired driving offenders must also be ordered an ignition interlock. Effective September 1, 2015, an offender can operate a vehicle during a period of suspension if the offender installs an ignition interlock on all vehicles owned or operated by the offender. The ignition interlock must remain on all vehicles owned or operated by the offender until the suspension period is over. However, first offenders with a BAC of 0.15 g/dL or more, or who are under the age of 21 at the time of arrest must be ordered an ignition interlock when placed on probation.

Typically, an offender who is ordered an ignition interlock will be required to have the device installed within 30 days of judgment, or if ordered as condition of bond, an offender must keep the device on until the case has been adjudicated. Offenders are usually required to keep the device installed for half of their ordered supervision period, assuming no violations occur.

While many circumstances require an ignition interlock be ordered, courts have the judicial discretion to order a device in other cases as they see fit. Courts also have the discretion to waive the ignition interlock requirement. TTI, TMCEC, TCJ, Texas Justice Court Training Center (TJCTC), and Texas Association of Counties (TAC) train judges and/or court staff on ignition interlock laws.

### Administrative Sanctions and Driver Licensing Programs

Texas utilizes administrative sanctions related to impaired driving offenses for both adult and underage individuals. The license sanctions are intended to serve as both general and specific deterrence tactics to prevent impaired driving. Texas provides information related to the consequences of impaired driving in statewide media campaigns. The information on graduated driver licensing (GDL), zero-tolerance laws, and the requirements related to ignition interlock devices are integrated into the administrative sanctions and driver licensing program in Texas. This information is also part of the driver education curriculum.

Administrative License Revocation (ALR) is a traffic safety countermeasure that authorizes law enforcement to confiscate the driver's license of an individual arrested on suspicion of DWI/DUI and who either refuses to submit to a chemical test (breath or blood) or whose test results indicate a BAC above the per se limit of 0.08 g/dL. Drivers are given a notice of suspension that allows them to drive temporarily, and during such time the suspension may be challenged through an



administrative hearing. If the suspension is either not challenged through the hearing process or the suspension is upheld during the hearing, then the driver may have their license suspended for an extended period of time and/or receive an occupational license that allows them to transport themselves to and from work. Table 4 lists the ALR sanctions for adults and Table 5 lists the ALR sanctions for minors.

In addition to these administrative initiatives, Texas is working with prosecution, judiciary, and community supervision professionals to maximize the use of ignition interlock devices to reduce recidivism associated with impaired driving.

**Table 4. ALR Sanctions for Adults**

Refused to provide a specimen following an arrest for DWI/BWI	180 days	First Offense
Provided a specimen with an alcohol concentration of 0.08 or greater, following an arrest DWI/BWI	2 years	If previously suspended for failing or refusing a specimen test or previously suspended for a DWI, Intoxication Assault or Intoxication Manslaughter conviction during the 10 years preceding the date of arrest

**Table 5. ALR Sanctions for Minors**

Refused to provide a specimen following an arrest for DWI/BWI	180 days	First Offense
	2 years	If previously suspended for failing or refusing a specimen test or previously suspended for a DWI, Intoxication Assault or Intoxication Manslaughter conviction during the 10 years preceding the date of arrest
Provided a specimen with an alcohol concentration of 0.08 or greater (or any detectable amount), following an arrest DWI/BWI or was not	60 days	First Offense
	120 days	If previously convicted of an offense under Section 106.041, Alcoholic Beverage Code or Sections 49.04, 49.07, or 49.08 Penal

requested to provide a specimen following an arrest for an offense		Code, involving the operation of a motor vehicle
	180 days	If previously convicted twice or more of an offense under Section 106.041, Alcoholic Beverage Code or Sections 49.04, 49.07, or 49.08 Penal Code, involving the operation of a motor vehicle

## Recommendations from the 2015 Impaired Driving Technical Assessment

### A. Laws

**Priority Recommendation:** Enact reasonable constitutional guidelines through one or more politically accountable governing bodies regarding driving while intoxicated (DWI)/sobriety checkpoints

**Status:** Requires Legislative Action

**Background:** Bills related to sobriety checkpoints have been introduced to the legislature during the many recent sessions without success. Texas has taken an alternative approach to address the problem of impaired driving with No-Refusal programs in multiple counties throughout the state. In FY 2020, TxDOT provided grant funding for No-Refusal programs in Bexar, Harris, Montgomery, and Tarrant Counties.

No-Refusal initiatives are a high-profile, organized enforcement strategy designed to combat intoxicated driving. This strategy generally brings law enforcement, prosecutors, magistrates, and medical personnel together in a concerted effort to successfully arrest, prosecute, and convict intoxicated drivers. Through this strategy, law enforcement can quickly obtain search warrants from “on call” magistrates to take blood samples from suspected intoxicated drivers who refuse voluntary breath or blood tests. No-Refusal initiatives thus take away the driver’s ability to refuse to provide scientific evidence of intoxication. These initiatives are publicized at the local level consistent with when they are deployed (i.e., full-time, holidays, or weekends). The statewide media campaigns that address impaired driving in general augment the local marketing of these initiatives.

**Recommendation:** Utilize driver license checkpoints, pursuant to Texas Transportation Code 521.025, to monitor compliance with motor vehicle statutes related to safe operation on Texas streets and highways in the absence of legislation authorizing sobriety checkpoints

**Status:** Requires Legislative Action

**Background:** At present, sobriety checkpoints are not supported in Texas and as such using a license checkpoint as a pretext for impaired driving is not legal nor is it ethical.



**Priority Recommendation:** Codify driving while intoxicated deferral, diversion, and pretrial intervention programs so as to provide uniform statewide guidelines, requirements, and procedures that regulate the implementation, operation, and applicability of such programs

**Status:** Ongoing

**Background:** Among several other factors, collateral impacts of DWI convictions spur a variety of extra judicial (overseen by prosecutors and not by courts) diversions in DWI. Codifying and standardizing diversions would actually increase diversions. Prosecutors believe reducing collateral consequence would reduce diversions. Two major legislative changes championed by prosecutors, among others, passed the last legislative session and went into effect September 1, 2020. The impact of these changes will take some time to quantify.

HB 2048 repealed Chapter 708, TC. This Chapter created surcharges from \$3,000 to \$6,000 in addition to all court fines and costs. It was collected through driver license suspensions. All existing and owing surcharges were forgiven, and initial estimates revealed over 1,000,000 Texans are now eligible for driver licenses. This takes a huge strain off prosecutors to divert DWI cases. The lost revenue, in part, is replaced by a state fine in DWI cases that applies on “final conviction” which will not include probation or deferred. This makes it much more expensive to take a jail time “time served” plea, and cheaper to take a probation offer. This gives prosecutors an actual incentive to give offenders and courts to use a probation alternative.

In the mid 1980’s deferred adjudication was removed as an alternative on DWI cases. That created several non-judicial collateral consequences apply to DWI convictions including loss of employment, increased insurance, public record convictions on background checks etc. The reason for this prohibition was to prevent masking and the fact under the laws at that time a deferred adjudication could not be used to enhance a subsequent DWI. Over 10 years ago Texas laws were created making deferred adjudication of family violence convictions eligible to enhance subsequent family violence convictions.

HB 3582 now allows deferred adjudication in certain DWI offenses. All deferrals will be eligible to enhance later DWIs. Second offenses, cases with BAC over .15, and most importantly drivers, with commercial driver licenses (CDLs) will not be eligible. The deferred will require interlock but will remove all non-judicial collateral consequences.

This legislative change creates a codified standardized judicially monitored alternative to prosecutor diversions. It should greatly reduce the stresses on prosecutors to use diversions. It should solve most of the issues identified in this action item. It also may take some time to measure its impact and may need to be readdressed as that data comes in.

**Priority Recommendation:** Enact a statute that establishes a uniform statewide driving while intoxicated case tracking system in which all DWI charges are required to be charge on specifically numbered uniform traffic citations, the disposition of which must be reported to a central record

keeping system regardless of whether the offense is refiled as an information, indictment, or results in a dismissal, deferral, diversion, amendment, or reduction of the original citation to a non-alcohol related offense

**Status:** Requires Legislative Action

**Background:** TTI received a traffic safety grant in FY 2017 to determine the feasibility of developing a DWI tracking system in Texas. Developing such a database is a tremendous undertaking, and many of the processes that would streamline its creation are not in place. Due to limited funds and prioritization, further progress of developing a DWI tracking database is not being pursued through the end of FY 2020. However, this continues to be a priority need for TxDOT, and TxDOT continues to seek proposals to address this need.

## B. Enforcement

**Recommendation:** Expand development and deployment of the driving under the influence (DUI) report writing programs to reduce processing time

**Status:** Ongoing

**Background:** As part of the Law Enforcement Advanced DUI/DWI Reporting System (LEADRS) expansion, the program will continue to focus on the report writing process. LEADRS now features electronic signing for warrants. Officers using LEADRS have reported over a 50% reduction in processing time. Processing a DWI paperwork with LEADRS typically takes an officer 60-90 minutes. LEADRS can be accessed from any computer, tablet, etc. with internet and offers free 24-hour technical support.

**Recommendation:** Enact a statute that allows well-planned and fairly executed sobriety checkpoints

**Status:** Requires Legislative Action

**Background:** Bills related to sobriety checkpoints have been introduced to the legislature during many of the last several sessions without success. Texas has taken an alternative approach to address the problem of impaired driving with No-Refusal programs in multiple counties throughout the state. In FY 2020, TxDOT provided grant funding for No-Refusal programs in Bexar, Harris, Montgomery, and Tarrant Counties.

**Recommendation:** Continue Standardized Field Sobriety Tests (SFST) refresher training programs for patrol officers

**Status:** Ongoing

**Background:** The statewide effort for SFST update training is continued through several TxDOT-sponsored grants. In FY 2020, the Texas Municipal Police Association – SFST, and the Texas DPS Troopers Foundation provided this training.

**Recommendation:** Expand utilization of Drug Recognition Expert (DRE) officers in driving while intoxicated (DWI) mobilizations and fatal collision investigations

**Status:** Ongoing

**Background:** DREs are incorporated into mobilizations, No-Refusal enforcement activities, and fatal crash investigations (when available).

**Recommendation:** Increase the use of Texas Alcoholic Beverage Commission agents in Selective Traffic Enforcement Program activities

**Status:** Not Currently Being Addressed

**Background:** TxDOT sponsors many selective traffic enforcement programs (STEP) that address impaired driving. TABC is not one of the agencies that participate in STEP activities as a subgrantee. There could be better coordination between TxDOT and TABC to communicate which communities receive STEP funding, enabling TABC to use the information for coordinating their operations. Growth in this area could allow for TABC to provide assistance in licensed premises investigations when serious injury crashes are investigated as part of a local police STEP grant or for individual or ride along support for STEP activities. However, TABC has increased the number of undercover operations that are funded through TxDOT grants (which include minor sting and over-service operations).

**Recommendation:** Continue regular Advanced Roadside Impaired Driving Enforcement (ARIDE) training classes that incorporate a refresher of the SFST and Introduction to Drugs that Impair Driving

**Status:** Ongoing

**Background:** The statewide effort for ARIDE is provided through a TxDOT grant administered by SHSU. ARIDE is intended to bridge the gap between the SFST and DECP/DRE programs by providing officers with general knowledge related to drug impairment and by promoting the use of DREs in states that have a DEC Program. The ARIDE course can be used as an SFST update. This course is designed to build on the SFST practitioner course. In order for the participant to effectively utilize the information presented in this course, NHTSA has set a prerequisite of SFST proficiency. The participant will receive a short review and update. All participants are required to pass an SFST proficiency evaluation. Failure to successfully complete the SFST proficiency evaluation will result in dismissal from class. ARIDE training is available for those law enforcement agencies that wish to teach ARIDE in-house. This gives law enforcement agencies the ability to conduct the training with qualified instructors as long as they follow the policies laid forth by the State DRE Coordinator

**Priority Recommendation:** Conduct additional Drug Recognition Expert (DRE) training classes to achieve and maintain an adequate contingent of DREs statewide

**Status:** Ongoing

**Background:** In addition to DRE training classes, the statewide effort for ARIDE and SFST update training is provided through TxDOT grants administered by SHSU, Texas DPS Troopers Foundation, and TMPA.

**Priority Recommendation:** Expand statewide partners for DRE training through regional training teams

**Status:** Ongoing

**Background:** SHSU continues to expand the DRE program and its partnership with other criminal justice constituents. Although not a formal

role, SHSU has used “DRE regional coordinators” who represent certain regions and assist in the delivery and coordination of information.

**Recommendation:** Update Drug Recognition Expert (DRE) protocols to require a copy of the face sheet be provided with the blood sample submitted for testing

**Status:** Ongoing

**Background:** The DECP State Coordinator currently works with TxDPS Crime Lab and DRE Agency Coordinators to remind all the DREs to submit face sheets.

**Recommendation:** Provide regular, ongoing, training for prosecutors and members of the judiciary on the principles, effectiveness, and accuracy of SFSTs, the DRE program, and approved breath testing instrumentation

**Status:** Ongoing

**Background:** Training and seminars are being conducted through TxDOT at the local district and statewide levels. Through TxDOT-sponsored grants, TCJ, TDCAA, TJCTC, and TMCEC provide training for prosecutors and members of the judiciary. Prosecutors are encouraged and invited to attend the SFST update, ARIDE, and DRE courses.

**Recommendation:** Enact a statute establishing per se levels for controlled substances

**Status:** Requires Legislative Action

**Background:** The TxIDTF has discussed the benefits and drawbacks of establishing per se levels for controlled substances. Colorado, which has established per se levels for controlled substances, has advised other states against doing so. This is due to the inability to tie a per se level to a specific level of impairment. Colorado has advised other states to pursue focusing on demonstrating driver impairment through increased law enforcement and prosecutor training, such as ARIDE and DRE. The DWI Prosecutor Task Force has considered and opposes this effort for both scientific and legal reasons.

**Recommendation:** Provide training to law enforcement officers to enable them to properly enforce the Texas ignition interlock device statute

**Status:** Ongoing

**Background:** In FY 2020, TTI received a grant to provide training to law enforcement and other stakeholders on ignition interlock devices and related statutes. For law enforcement officers, the training focuses on when an ignition interlock is required, how to recognize a driver’s license with an ignition interlock requirement, and how to determine roadside if the device is functioning properly.

## C. Prosecution

**Recommendation:** Review the organization, operation, and budget of the Office of the Traffic Safety Resource Prosecutor (TSRP) to determine if additional TSRPs should be funded for purposes including on-site assistance to prosecutors, particularly in rural jurisdictions, in the trial of complex DWI

felonies and assistance in argument of motions with significant statewide implications

**Status:** Ongoing

**Background:** While this program has had reduced funding since 2015, TDCAA and TxDOT provide ongoing internal and external assessment regarding potential for expanding the TSRP program and staff. TDCAA provides ongoing technical assistance through e-mail and outreach to prosecutor offices, law enforcement officers, and other traffic safety professionals. However, there is potential for growth in the area of preparation and assistance at trial.

**Recommendation:** Encourage prosecutors and county attorneys to request judges not to permit DWI pleas for jail time in lieu of probation and to urge judges to place convicted DWI defendants on probation with supervision requirements of undergoing drug/alcohol assessment and treatment where indicated

**Status:** Jurisdictional Condition

**Background:** This is currently performed on a case-by-case basis by prosecutors who can request more punitive sanctions upon conviction. Prosecutorial discretion should be strongly considered, but it should be recognized that acceptable plea bargains depend upon the culture of the community.

HB 2048 repealed Chapter 708, TC. This Chapter created surcharges from \$3,000 to \$6,000 in addition to all court fines and costs. It was collected through driver license suspensions. All existing and owing surcharges were forgiven, and initial estimates revealed over 1,000,000 Texans are now eligible for driver licenses. This takes a huge strain off prosecutors to divert DWI cases. The lost revenue, in part, is replaced by a state fine in DWI cases that applies on “final conviction” which will not include probation or deferred. This makes it much more expensive to take a jail time “time served” plea, and cheaper to take a probation offer. This gives prosecutors an actual incentive to give offenders and courts to use a probation alternative.

**Recommendation:** Convene a meeting of the prosecutors and county attorneys to develop and recommend specific uniform statewide guidelines, standards, and requirements for the operation of DWI Pre-Trial Intervention programs

**Status:** Ongoing

**Background:** Among several other factors, collateral impacts of DWI convictions spur a variety of extra judicial (overseen by prosecutors and not by courts) diversions in DWI. Codifying and standardizing diversions would actually increase diversions. Prosecutors believe reducing collateral consequence would reduce diversions. Two major legislative changes championed by prosecutors, among others, passed the last legislative session and went into effect September 1, 2020. The impact of these changes will take some time to quantify.

HB 2048 repealed Chapter 708, TC. This Chapter created surcharges from \$3,000 to \$6,000 in addition to all court fines and costs. It was collected through driver license suspensions. All existing and owing surcharges were forgiven, and initial estimates revealed over 1,000,000 Texans are now eligible for driver licenses. This takes a huge strain off prosecutors to divert DWI cases. The lost revenue, in part, is replaced by a state fine in DWI cases that applies on “final conviction” which will not include probation or deferred. This makes it much more expensive to take a jail time “time served” plea, and cheaper to take a probation offer. This gives prosecutors an actual incentive to give offenders and courts to use a probation alternative.

In the mid 1980’s deferred adjudication was removed as an alternative on DWI cases. That created several non-judicial collateral consequences apply to DWI convictions including loss of employment, increased insurance, public record convictions on background checks etc. The reason for this prohibition was to prevent masking and the fact under the laws at that time a deferred adjudication could not be used to enhance a subsequent DWI. Over 10 years ago Texas laws were created making deferred adjudication of family violence convictions eligible to enhance subsequent family violence convictions. HB 3582 now allows deferred adjudication in certain DWI offenses. All deferrals will be eligible to enhance later DWIs. Second offenses, cases with BAC over .15, and most importantly drivers, with commercial driver licenses (CDLs) will not be eligible. The deferred will require interlock but will remove all non-judicial collateral consequences.

This legislative change creates a codified standardized judicially monitored alternative to prosecutor diversions. It should greatly reduce the stresses on prosecutors to use diversions. It should solve most of the issues identified in this action item. It also may take some time to measure its impact and may need to be readdressed as that data comes in.

**Recommendation:** Adopt statutory guidelines for the operations of pre-trial deferral, diversion, and intervention programs

**Status:** Requires Legislative Action

**Background:** In Texas, a DWI offender before September 1, 2019 could not receive deferred adjudication for an impaired driving offense. As a result, many prosecutors have developed Pre-Trial Diversion programs. These programs largely function the same way deferred adjudication programs work. Most Pre-Trial Diversion programs require the offender to complete a period of supervision successfully in exchange for the charge against them to be dismissed. Dismissals are typically made with the understanding that if they are arrested a second time for an impaired driving offense they will be treated as a repeat offender. Pre-Trial Diversion programs vary in length and requirements, varying from county to county. Each program is administered at the discretion of the county prosecutor’s office. The 2019 Texas Legislature has passed a bill that would allow deferred adjudication for first time DWI offenses that don’t involve a BAC of .15 or above if the defendant installs an ignition interlock.

Among several other factors, collateral impacts of DWI convictions spur a variety of extra judicial (overseen by prosecutors and not by courts) diversions in DWI. Codifying and standardizing diversions would actually increase diversions. Prosecutors believe reducing collateral consequence would reduce diversions. Two major legislative changes championed by prosecutors, among others, passed the last legislative session and went into effect September 1, 2020. The impact of these changes will take some time to quantify.

HB 2048 repealed Chapter 708, TC. This Chapter created surcharges from \$3,000 to \$6,000 in addition to all court fines and costs. It was collected through driver license suspensions. All existing and owing surcharges were forgiven, and initial estimates revealed over 1,000,000 Texans are now eligible for driver licenses. This takes a huge strain off prosecutors to divert DWI cases. The lost revenue, in part, is replaced by a state fine in DWI cases that applies on “final conviction” which will not include probation or deferred. This makes it much more expensive to take a jail time “time served” plea, and cheaper to take a probation offer. This gives prosecutors an actual incentive to give offenders and courts to use a probation alternative.

In the mid 1980’s deferred adjudication was removed as an alternative on DWI cases. That created several non-judicial collateral consequences apply to DWI convictions including loss of employment, increased insurance, public record convictions on background checks etc. The reason for this prohibition was to prevent masking and the fact under the laws at that time a deferred adjudication could not be used to enhance a subsequent DWI. Over 10 years ago Texas laws were created making deferred adjudication of family violence convictions eligible to enhance subsequent family violence convictions.

HB 3582 now allows deferred adjudication in certain DWI offenses. All deferrals will be eligible to enhance later DWIs. Second offenses, cases with BAC over .15, and most importantly drivers, with commercial driver licenses (CDLs) will not be eligible. The deferred will require interlock but will remove all non-judicial collateral consequences.

This legislative change creates a codified standardized judicially monitored alternative to prosecutor diversions. It should greatly reduce the stresses on prosecutors to use diversions. It should solve most of the issues identified in this action item. It also may take some time to measure its impact and may need to be readdressed as that data comes in.

**Recommendation:** Educate law enforcement and other criminal justice stakeholders on how driver license checkpoints can be constitutionally operated and utilized

**Status:** Not Currently Being Addressed

**Background:** Bills related to sobriety checkpoints have been introduced to the legislature during the many recent sessions without success. Texas has taken an alternative approach to address the problem of impaired driving with No-Refusal programs in multiple counties throughout the state. In FY



2020, TxDOT provided grant funding for No-Refusal programs in Bexar, Harris, Montgomery, and Tarrant Counties.

**Recommendation:** Enact rules of professional conduct and disciplinary rules that either totally prohibit assistant prosecutors from engaging in civil law practice or that limit such civil practice to matters that do not involve issues related to pending criminal matters

**Status:** Requires Legislative Action

**Background:** To the TxIDTF's knowledge, there is only one attorney in Texas who is serving in this capacity. Because of the narrow nature of this problem as well as the inability of the TxIDTF to lobby or engage in legislative efforts, this has not been a recommendation the TxIDTF has pursued.


#### D. Adjudication

**Recommendation:** Convene a task force to investigate and report to the Governor and legislature the current deficient state of DWI record keeping and DWI case disposition practices so that appropriate remedies, statutory or otherwise, can be fashioned to address and cure such deficiencies

**Status:** Not Currently Being Addressed

**Background:** The TxIDTF developed and submitted letters of support for the creation of the Governor's Executive Committee on Impaired Driving. The letters were submitted to the TTC in February 2016 and November 2018.

The TTC created the Texas Traffic Safety Task Force, which developed a plan to reduce serious injuries and deaths on Texas roadways called *Solutions for Saving Lives on Texas Roads* report (below and available online at <https://ftp.dot.state.tx.us/pub/txdot-info/trf/trafficsafety/saving-lives.pdf>). Among identified solutions, the Task Force identified the need to create an Impaired Driving Task Force comprised of the highest government officials. There is no forward motion for the creation of the executive committee at this time.

Solutions for Saving Lives on Texas Roads	 <p>Solutions for Saving Lives on Texas Roads.</p>
-------------------------------------------	---------------------------------------------------------------------------------------------------------------------------------------


**Recommendation:** Continue funding for the further establishment and expansion of DWI/Drug Courts and for the training of judges, prosecutors, and other personnel needed to operate such courts

**Status:** Ongoing

**Background:** Many jurisdictions across the state of Texas have established DWI/Drug courts where criminogenic risk factors and substance abuse issues are addressed with daily supervision from a specialized staff with the goal of addressing the root cause of impaired driving: alcohol and other drugs of abuse. Specialty courts have the option to register with the Office of the Texas Governor – attached below is a list of currently registered specialty courts (and can be found online at



<https://gov.texas.gov/uploads/files/organization/criminal-justice/Specialty-Courts-By-County.pdf>). TCJ provides training for new and continued education for existing DWI courts. There is room for growth in this area specifically for creating drug courts and for establishing additional DWI and Drug courts at the statewide level. Additionally, existing specialty courts would benefit from case management software and analytical information that would help the courts manage participants and their records. However, due to costs, very few courts have an efficient record management system.

Texas Specialty Courts	 Specialty-Courts-By-County.pdf
------------------------	-----------------------------------------------------------------------------------------------------------------------

**Recommendation:** Encourage judges to not permit DWI defendants to avoid probation where the best interest of the defendant and the public would be served by requiring the defendant to be supervised to complete assessment for alcohol and/or drug addiction and possible referral for treatment

**Status:** Jurisdictional Condition

**Background:** Currently, TxIDTF program partners such as TMCEC, TCJ, TCJTC, TAC, and TDCAA provide education to judges and prosecutors related to appropriate sentencing, but it is left up to the individual judge to determine appropriate sentencing.

HB 2048 repealed Chapter 708, TC. This Chapter created surcharges from \$3,000 to \$6,000 in addition to all court fines and costs. It was collected through driver license suspensions. All existing and owing surcharges were forgiven, and initial estimates revealed over 1,000,000 Texans are now eligible for driver licenses. This takes a huge strain off prosecutors to divert DWI cases. The lost revenue, in part, is replaced by a state fine in DWI cases that applies on “final conviction” which will not include probation or deferred. This makes it much more expensive to take a jail time “time served” plea, and cheaper to take a probation offer. This gives prosecutors an actual incentive to give offenders and courts to use a probation alternative.

**Recommendation:** Monitor pending caseloads in those jurisdictions in which there are delays exceeding 24-months in the disposition of DWI cases

**Status:** Ongoing

**Background:** MADD participates in the Take-The-Wheel Program which provides training for court monitoring and assessment of trial outcomes.

**Recommendation:** Enact a driving while intoxicated statute that would enable DWI/Drug Court judges, upon motion from the prosecutor, reward those who successfully complete a DWI/Drug court program of one year or longer in duration, by waiving surcharges/fines

**Status:** Complete

**Background:** HB 2048 repealed Chapter 708, TC. This Chapter created surcharges from \$3,000 to \$6,000 in addition to all court fines and costs. It

was collected through driver license suspensions. All existing and owing surcharges were forgiven, and initial estimates revealed over 1,000,000 Texans are now eligible for driver licenses. This takes a huge strain off prosecutors to divert DWI cases. The lost revenue, in part, is replaced by a state fine in DWI cases that applies on “final conviction” which will not include probation or deferred. This makes it much more expensive to take a jail time “time served” plea, and cheaper to take a probation offer. This gives prosecutors an actual incentive to give offenders and courts to use a probation alternative.

## E. Administrative Sanctions and Drivers Licensing Programs

### 1. Administrative License Revocation and Vehicle Sanctions

**Recommendation:** Ensure that ignition interlock monitoring is effective and that information about violations has some impact on the non-compliant user

**Status:** Ongoing

**Background:** In FY 2020, TTI received a grant from TxDOT to evaluate ignition interlock devices impact on recidivism of offenders. This evaluation will seek to understand the effect ignition interlock devices have on offenders and recidivism rates. To conduct this evaluation, TTI will work with one county with a high number of fatal alcohol related crashes. While this evaluation does not specifically look at sanctions applied to non-compliant users, it does seek to understand the penetration and impact of ignition interlock devices on users.

**Recommendation:** Notify and/or train law enforcement officers about the ignition interlock program and license so that they are able to recognize an interlock-restricted license and take appropriate action for noncompliance

**Status:** Ongoing

**Background:** In FY 2020, TTI received a grant to provide training to law enforcement and other stakeholders on ignition interlock devices and related statutes. For law enforcement officers, the training focuses on when an ignition interlock is required, how to recognize a driver’s license with an ignition interlock requirement, and how to determine roadside if the device is functioning properly.

**Recommendation:** Resolve the continued concern about the administrative hearings’ negative impact on criminal cases based on a study the interaction of administrative and criminal proceedings

**Status:** Not Currently Being Addressed

**Background:** In Texas, ALR law authorizes police to confiscate the driver’s license of an individual arrested on the suspicion of driving under the influence and/or driving while intoxicated who either refuse to submit to a chemical test (breath or blood) or whose test results indicate a BAC above the per se limit of 0.08 g/dL. At the time of license confiscation, drivers are given a notice of suspension that allows them to drive temporarily for a period of time until their license is suspended. During this temporary driving period, the suspension may be challenged through an administrative hearing. If the suspension is not challenged through the hearing process or

the suspension is upheld during the hearing, then the driver may have their license suspended for an extended period and/or receive an occupational license that allows them to transport themselves to and from work.

At this time, no evaluation has been conducted to determine the impact of the ALR process on the criminal cases. A study of this magnitude would be difficult to complete in Texas due to the record retention policies of ALR courts and the length of time which often passes between the ALR hearing and disposition of the criminal case.

**Recommendation:** Conduct a study of the effect of the Responsible Driver Act surcharge on subsequent compliance and re-licensure of drivers to determine if alternative source of revenue should be sought

**Status:** Complete

**Background:** HB 2048 repealed Chapter 708, TC. This Chapter created surcharges from \$3,000 to \$6,000 in addition to all court fines and costs. It was collected through driver license suspensions. All existing and owing surcharges were forgiven, and initial estimates revealed over 1,000,000 Texans are now eligible for driver licenses. This takes a huge strain off prosecutors to divert DWI cases. The lost revenue, in part, is replaced by a state fine in DWI cases that applies on “final conviction” which will not include probation or deferred. This makes it much more expensive to take a jail time “time served” plea, and cheaper to take a probation offer. This gives prosecutors an actual incentive to give offenders and courts to use a probation alternative.

**Recommendation:** Provide accountability for the ignition interlock program by specifying in law or policy to whom responsibility for review of driver behavior and sanction of non-compliance belongs

**Status:** Requires Legislative Action

**Background:** Currently, no central agency has authority to monitor and ensure ignition interlock program compliance of offenders. At this time, each jurisdiction is entitled to establish monitoring policies and procedures within the jurisdiction. As a result, the ignition interlock program in Texas is not applied consistently or uniformly. Presently, compliance should fall to the court that ordered the ignition interlock. Notification of the court should come from CSCD personnel or other personnel responsible for the oversight of the convicted violator in cases where ignition interlock was a condition of supervision.

**Recommendation:** Enact a law that allows vehicle sanctions to be used for DWI convictions

**Status:** Requires Legislative Action

**Background:** Presently, Texas does not employ vehicle sanctions such as license plate impoundment or vehicle forfeiture as a sanction for DWI convictions. To implement these sanctions, the Texas Code of Criminal Procedure would need to be modified to allow it. The TxIDTF is unable to lobby for these changes.

**2. Driver Licensing Programs**

None

**IV. COMMUNICATION PROGRAM**

Texas has developed and deployed a comprehensive, integrated communications program that addresses demographic, geographic, cultural, and statutory considerations. The approaches are audience-specific and innovative in concept and delivery. In addition to developing multi-lingual materials, care has been taken to ensure that messages are culturally appropriate and relevant.

Specific projects and campaigns have been included in Table 6. These efforts represent event-specific, holiday, and year-long efforts. The State's communications plan involves multiple creative agencies to encourage a high level of ingenuity and integrates the efforts with other impaired driving projects to ensure a comprehensive, consistent message is sent to the intended audience.

**Table 6. Impaired Driving Communication Projects and Campaigns**

Project Title	FY 2019	FY 2020	Planned FY 2021
Statewide Impaired Driving Campaign*	X	X	X
Impaired Driving Mobilization STEP Grant Program	X	X	X
Project Celebration	X	X	X

\*Football Season, Christmas/New Year Holiday, Labor Day, College and Youth Adult, Spring Holidays, and Faces of Drunk Driving. These communication campaigns existed as separate impaired driving campaigns until their consolidation in FY 2016.

TxDOT in conjunction with its creative agency partner has developed strong relationships with the following types of organizations and have worked with them in the past to maximize the impact of all communications:

- Alternative Transportation Opportunities – Public transportation, ride share, cabs
- Community Outreach Activities – National Night Out, Health Fairs, Coalitions, Sporting Events, etc. Corporations – Texas Association of Broadcasters, NCC Media, Fox Sports Southwest, iHeart, Punchdrunk Digital, IMG, All Over Media and Billups
- Business and Professional Associations - Representing restaurants, convenience stores, colleges, business alliances, chambers of commerce, etc.
- Distributor's Campaign and Education Programs

- Festival and Event Groups - San Antonio's Fiesta Oyster Bake, Lockheed Martin Armed Forces Bowl, WBCA Jalapeno Festival, Corpus Christi Brewery Festival, Brady Goat Cook-off, West Texas State Fair, East Texas State Fair, BFD Concert, Bison Music Festival, and college football tailgating and game time
- Judicial Networks (Teen Courts, TCCA, Judges/Clerks, etc.)
- National Safety Council's Employer Network, Safe Communities & Teen Coalitions
- Youth and College Groups - Teens/U in the Driver Seat and other young driver programs, Texas FLCAA FACTS

It should be noted that due to COVID-19 some initiatives mentioned above were postponed or cancelled.

TxDOT in partnership with its creative agency partner focuses on educating Texans about the important issue of impaired driving by reaching the public through a variety of means. These include but are not limited to:

- Billboards
- Convenience Store Point of Purchase Reminders
- Gas Station Pump Topper Advertisements
- Mobile Advertising
- News Interviews (Print, TV, Online)
- Online Advertising
- Posters and Public Information Cards
- Press Releases and Media Events
- Radio – PSAs and Paid Advertising
- Social Media (YouTube, Facebook, Twitter, and Instagram)
- Sports Sponsorships
- TV – Public Service Announcements (PSAs) and Paid Advertising
- Websites

In addition to these mass media tactics, the communications program includes a serious grassroots campaign to educate the public through word-of-mouth. The 25 TxDOT districts are staffed with TSSs who personally speak to their communities about the issue of impaired driving. They set up information centers at local events, give speeches at high-schools and colleges, sponsor parade floats, and distribute educational materials to local employers. Many of the TSSs have organized their own local safety coalitions which are comprised of law enforcement, business leaders, and concerned citizens.

For the Statewide Impaired Driving Campaign, the creative ad agency tours with the "Plan to Win" virtual reality trivia game. These tours travel to major metropolitan areas, college campuses, festivals and fairs throughout the year to spread the message about the dangers of drinking alcohol and encouraging people to make a plan before they drink alcohol. These tours frequently include a drawing for a prize for anyone who wins the trivia game. These prizes are secured through partnerships and are donated to the campaign.

Communication materials on impaired driving are also distributed to driver education classes and driving safety classes statewide. TxDOT and its ad partners regularly provide content that is made available for download from the website showing the consequences of drinking and driving. In the past, these have included documentary-style videos telling the stories of the victims of intoxicated driving and their families. They have also included interviews of real people who have been charged with DWI, telling others about the adverse consequences.

TxDOT and ad agency partners regularly perform market studies to determine what messages and tactics will best reach target audiences. This is important because Texans live in a fast-changing social environment, and thousands of new people move to Texas every month. Based on this important research, subtle changes to campaigns have been made. One example is are messages that incorporate “planning ahead” instead of waiting until the drinking begins to decide how to get home. Another example is replacing the term “designated driver” with “sober driver” since it has been discovered that frequently the “designated driver” is determined by who perceives themselves to be the least intoxicated of the group.

### Recommendations from the 2015 Impaired Driving Technical Assessment

**Recommendation:** Develop a communications plan that includes a well thought out plan to deliver life-saving highway safety messages to the intended audiences and traffic safety partners

**Status:** Ongoing

**Background:** Texas has developed and launched a comprehensive communications program. Campaigns educate about both the dangers and the consequences of impaired driving. Special care has been taken to develop multi-lingual materials to ensure that messages are culturally appropriate and relevant.

**Priority Recommendation:** Evaluate the highway safety office marketing to ensure its messages are reaching target audiences

**Status:** Ongoing

**Background:** TxDOT and GDC Marketing & Ideation regularly perform market studies to determine what messages and tactics will best reach target audiences, as well as measure advertising recall, message penetration, and changes in behavior over time.

## V. ALCOHOL AND OTHER DRUG MISUSE: SCREENING, ASSESSMENT, TREATMENT, AND REHABILITATION

Screening, assessment, treatment, and rehabilitation can help prevent crashes and fatalities by addressing alcohol misuse as the root cause of a large portion

of the impaired driving problem. Primary prevention uses a public health model to address alcohol misuse in general medical (primary care and emergency medicine) or educational (particularly collegiate) settings. Secondary prevention delivers screening and treatment after detection of impaired driving in traffic safety systems.

This area has been a challenge for the State to affect. It has been difficult to identify and maintain the appropriate individuals or organizations to serve on the TxIDTF since their primary focus is not specifically tied to traffic safety. The TxIDTF continues to identify potential representatives in order to better integrate these disciplines into the regular functions of the TxIDTF. In addition to incorporating effective representation into the operations of the TxIDTF, Texas has worked to encourage employers, educators, community supervision/probation officers, juvenile case managers, and health care professionals to implement policies and procedures that assist them in screening and assessing individuals so that they might be referred for treatment.

### Screening and Assessment

The primary manner in which Texas encourages stakeholders to identify and intervene with individuals who they deem in need of appropriate treatment is through education on the signs of impairment or substance abuse. From the point of identification, organizations are encouraged to develop processes to refer people to treatment opportunities.

This identification and assessment is not required by law, but the basis of this encouragement is general safety, liability, loss of resources, and costs related to absences or criminal processing. For example, CSCDs throughout the State handle screening of DWI offenders differently. Some CSCDs screen offenders in-house while others refer offenders to licensed providers within the community. Each CSCD follows the policies and procedures established by the courts in their jurisdiction and departments. Additionally, specialty treatment courts incorporate screening, assessment, and treatment into their process.

### Screening and Brief Intervention

One evidence-based intervention for reducing alcohol misuse that has been implemented is Screening and Brief Intervention Referral to Treatment (SBIRT) or Screening and Brief Intervention (SBI). SBIRT involves a short, standardized screening designed to provide a score to the participant reflective of the person's alcohol use (eg. abstainer/low risk, high risk, etc.). The score is then used to discuss, through a short motivational interview with a trained individual, the behaviors that accompany their alcohol use and their options for changing behavior. Rarely, a person may be referred to treatment for alcohol use disorder.

Current statewide grants that are utilizing SBIRT or SBI are: TxSDY's Screening and Brief Intervention for Risky Alcohol Use and DUI Among College Students, Texas A&M AgriLife Extension Service's Watch UR BAC, TTI's Alcohol and Ignition Interlock Training for Adult Probation Officers, and TMCEC's Motivational Interviewing Program for Juvenile Case Managers.



The TxIDTF strongly considers SBIRT and SBI to be effective countermeasures against impaired driving. The TxIDTF would like to see additional SBIRT and SBI programming that provides for universal screening and record keeping, training additional professionals in brief interventions to motivate reduced alcohol use, and identifying linkages with other institutions where SBIRT or SBI are routinely used.

### Treatment and Rehabilitation

With the exception of educating specialty treatment courts, the TxIDTF is not directly engaged in treatment and rehabilitation activities. However, the TxIDTF works with health care and other professionals related to treatment and rehabilitation. Rural judges are being educated on how to employ innovative approaches to assess and treat offenders in areas where treatment options are limited by engaging community-based options. Local courts are using minor in possession and public intoxication citations to employ early intervention. Self-assessment and treatment referral are part of alcohol education courses required for a wide range of alcohol and drug-related offenses.

While there are no federal funds related to traffic safety available in this area, the TxIDTF still considers evidence-based treatment and rehabilitation to be an effective countermeasure and will continue to pursue other available funding and collaborative opportunities.

### Monitoring Impaired Drivers

In Texas, DWI offenders can be ordered to submit to alcohol monitoring through court-ordered probation or as a pretrial bond condition. Alcohol monitoring may include ignition interlock, transdermal alcohol monitoring, remote alcohol monitoring, portable breathalyzer, chemical assessment, and any combination of these approaches. Orders for alcohol monitoring and sanctions for alcohol infractions are typically applied on a case-by-case basis. More systematic procedures for determining who receives which type of monitoring and how alcohol infractions are responded to will increase effectiveness in curbing alcohol use.



Texas does not have a statewide system that tracks impaired drivers through the criminal justice system. However, OCA does track the number of DWI felony and misdemeanor cases that are active and inactive as well as how cases are adjudicated. In addition, OCA tracks the number of ignition interlock devices that are issued as a condition of bond in justice and municipal courts.

One way to enhance monitoring of offenders is to make information regarding mandatory ignition interlock easily available to law enforcement during routine traffic stops. This will enable an officer to know if an individual should not be operating a motor vehicle without an ignition interlock installed. Further access to this information will aid in the enforcement of the ignition interlock component of supervision.

Texas has established funding for specialty treatment courts, which integrate screening and assessment, treatment and rehabilitation while monitoring



impaired drivers. This integrated monitoring process helps to improve compliance among offenders and is aimed at reducing recidivism.

## Recommendations from the 2015 Impaired Driving Technical Assessment

### A. Screening and Assessment

#### 1. Criminal Justice System

**Recommendation:** Develop and implement a DWI tracking system

**Status:** Not Currently Being Addressed

**Background:** TTI received a traffic safety grant in FY 2017 to determine the feasibility of developing a DWI tracking system in Texas. Developing such a database is a tremendous undertaking, and many of the processes that would streamline its creation are not in place. Due to limited funds and prioritization, further progress of developing a DWI tracking database is not being pursued through the end of FY 2020. However, this continues to be a priority need for TxDOT, and TxDOT continues to seek proposals to address this need.

**Recommendation:** Require the use of uniform and standardized screening protocols in community supervision (probation)

**Status:** Not Currently Being Addressed

**Background:** Currently, each CSCD sets its own policies and procedures related to substance abuse screening and evaluation for their probationers. This system means that each department in Texas may use a different screening instrument based on preference and training of staff. To implement this change, input from community supervision leadership is necessary to ensure there is no adverse impact on their ability to perform their functional role.

**Recommendation:** Require the use of uniform and standardized screening protocols in all driving while intoxicated education programs

**Status:** Not Currently Being Addressed

**Background:** Currently, all offender education programs in Texas are regulated by TDLR. To implement this recommendation, input from TDLR leadership is necessary to ensure there is no adverse impact on their ability to perform their functional role.

#### 2. Medical or Healthcare

**Recommendation:** Implement screening, brief intervention, referral to treatment procedures in healthcare settings throughout Texas

**Status:** Not Currently Being Addressed

**Background:** Research indicates SBIRT in hospital settings is a highly effective way to reduce impaired driving. For that reason, among others, Level 1 Trauma Centers are required by federal law to implement an SBIRT process. However, the law does not provide universal requirements for implementing an SBIRT program, so programs and implementation vary across hospital/trauma rooms. Additionally, few hospitals appear to be aware of the Medicaid and Medicare codes they can activate related to covering SBIRT expenses in an emergency room setting. If funding is available, it would be beneficial to educate hospitals on the most effective

ways to 1) implement SBIRT in a hospital setting, and 2) utilize Medicaid and Medicare codes to cover related expenses. Additionally, research indicates that SBIRT programs administered in criminal justice settings increases likelihood of DWI offenders receiving this intervention. Therefore, it would also be beneficial to support SBIRT programs in a criminal/judicial setting.

However, input from administrators from systems delivering SBIRT is necessary to ensure there is no adverse impact on their ability to perform their functional role.

**Recommendation:** Implement screening, brief intervention, referral to treatment procedures on college campuses throughout Texas

**Status:** Ongoing


**Background:** TxSDY has provided campuses with training and support for implementing SBI on their campuses since 2010, starting with a grant from the Department of Education. TxSDY is currently funded through TxDOT to provide this service. Multiple campuses have been professionally trained by an SBIRT expert to utilize a standardized screening tool and perform a motivational interview. TxSDY provides support for identifying ways to implement SBI in a low-cost scenario on their campuses. TxSDY has evaluated this primary prevention approach through a CSAP Service to Science Evaluation Enhancement award and subsequent evaluations from an external professional evaluator. Results have shown the program is effective at reducing risky alcohol use.

#### B. Treatment and Rehabilitation

**Recommendation:** Expand the availability of DWI courts in Texas

**Status:** Ongoing

**Background:** Many jurisdictions have established specialty courts where criminogenic risk factors and substance abuse issues are addressed with daily supervision from a specialized staff with the goal of addressing the root cause of impaired driving: alcohol and other drugs of abuse. Specialty courts have the option to register with the Office of the Texas Governor – attached below is a list of currently registered specialty courts, and can be found online at <https://gov.texas.gov/uploads/files/organization/criminal-justice/Specialty-Courts-By-County.pdf>. TCJ provides training for new and continued education for existing DWI courts. There is room for growth in this area specifically for creating drug courts and for establishing additional DWI and Drug courts at the statewide level. Additionally, existing specialty courts would benefit from case management software and analytical information that would help the courts manage participants and their records. However, due to costs, very few courts have an efficient record management system.

Texas Specialty Courts	 Specialty-Courts-By-County.pdf
------------------------	-----------------------------------------------------------------------------------------------------------------------

**Recommendation:** Require the use of uniform and standardized screening protocols in all DWI education programs

**Status:** Not Currently Being Addressed

**Background:** Currently, all offender education programs in Texas are run through the TDLR. To implement this change, input from TDLR leadership is necessary to ensure there is no adverse impact on their ability to perform their functional role.



## VI. PROGRAM EVALUATION AND DATA

Texas continues to improve its use of a diverse set of data to analyze different aspects of the impaired driving problem in the State. The TxIDTF and the TxDOT Alcohol and Other Drug Countermeasures Program rely primarily on crash data from CRIS and FARS. As projects and programs develop, program partners initiate surveys that explore attitudes and reactions to laws, educational campaigns, and cultural issues related to impaired driving.

When programs or processes are evaluated in relation to impaired driving, researchers use data from criminal histories, drivers licensing, vehicle registration, focus groups, interviews, and surveys (observational, educational, and attitudinal).

Texas does not have an impaired driving database that provides for a continuous connection between arrest and adjudication for DWI offenders across the State. For the purpose of research and evaluation, efforts are being made to try to connect data from criminal histories and drivers licensing, so that stakeholders can assess the impact of countermeasures on DWI and more specifically recidivism. While TRCC is currently working to coordinate CRIS, DSHS, TxDPS, and court records, an impaired driving database would ideally encompass these and additional records. Developing such a database is a tremendous undertaking, and many of the processes that would streamline its creation are not in place. However, this continues to be a priority need for TxDOT, and TxDOT continues to seek proposals to address this need.

### Recommendations from the 2015 Impaired Driving Technical Assessment

#### A. Evaluation

**Recommendation:** Include in the electronic crash system a list of appropriate factors which contributed to the crash from which the officers can select, to include a means of designating which factor was the primary one

**Status:** Complete

**Background:** The TxDOT CRIS database has primary factor assignment designation. Designation of primary factor is defined in the crash reporting instruction manual (CR-100) Section 4.6.1.2. TxDOT has established a set list of contributing factors that law enforcement officers can select from and is defined in the CR 100 Section 4.6.1.4.

**Recommendation:** Engage the Traffic Records Coordinating Committee to develop the database needed for impaired driving enforcement evaluation from the core data systems of the State Records System, including citations/adjudication, driver, vehicle, roadway, crash and injury surveillance

**Status:** Ongoing

**Background:** In FY 2017, TTI received a grant to assess the feasibility of a Core Traffic Records database. Since that time, the TRCC has been making efforts to improve links between the six core traffic records databases, but major steps forward are currently long-term objectives.

The OCA explored the feasibility of a citation repository, which is a component of an impaired driving database. However, this effort ended due to a lack of funds for ongoing maintenance of the database and a prioritization of other projects that were deemed to have a higher immediate impact on traffic safety.

The TxDPS is updating its Records Management System (RMS). The TxDPS Highway Safety Operations Center (HSOC) plans to use data retrieved from the system to guide targeted impaired driving enforcement.

While smaller efforts are underway, major improvements at a statewide level are not anticipated in the short-term.

## B. Data and Records

**Priority Recommendation:** Develop a DWI tracking system to enable analysis of the impaired driving problem in the state

**Status:** Not Currently Being Addressed

**Background:** TTI received a traffic safety grant in FY 2017 to determine the feasibility of developing a DWI tracking system in Texas. Developing a DWI tracking database is a tremendous undertaking, and many of the processes that would streamline the creation of a DWI tracking database are not in place in Texas. Due to limited funds and prioritization, further progress of developing a DWI tracking database is not being pursued through the end of FY 2020.

The TxDPS is updating its RMS. And, the TxDPS HSOC plans to use data retrieved from the system to guide targeted impaired driving enforcement.

However, this continues to be a priority need for TxDOT and TxDOT continues to seek proposals to address this need.

**Recommendation:** Engage the Traffic Records Coordinating Committee in determining the source and location of various data elements that are needed in an effective DWI tracking system

**Status:** Not Currently Being Addressed

**Background:** TTI received a traffic safety grant in FY 2017 to determine the feasibility of developing a DWI tracking system in Texas. Developing a DWI tracking database is a tremendous undertaking, and many of the processes that would streamline the creation of a DWI tracking database are not in place in Texas. Due to limited funds and prioritization, further progress of

developing a DWI tracking database is not being pursued through the end of FY 2020. However, this continues to be a priority need for TxDOT and TxDOT continues to seek proposals to address this need.

**Recommendation:** Provide funding for an eCitation system such as the one proposed by the Texas Office of Court Administration

**Status:** Not Currently Being Addressed

**Background:** The OCA received a grant to begin completing a statewide eCitation database. However, in FY 2018, efforts were suspended due to a lack of ongoing funds to pay for maintenance and upkeep of the database once completed. No further efforts are planned at this time.

#### C. Driver Records Systems

**Recommendation:** Enact legislation that prevents removal of DWI conviction data from the driver history

**Status:** Requires Legislative Action

**Background:** Texas law requires any conviction for DWI remain on the driver history of the offender for life unless the offender has applied for and been granted expungement. It is unclear how many offenders apply for and are granted expungement annually. Without this information, it is unknown what effect this has on the ability to appropriately sanction offenders. The TxIDTF cannot lobby for legislative change to impact this recommendation.

## SUMMARY

The TxIDTF has evolved over the last 16 years to include all aspects of the impaired driving challenge continuum. The TxIDTF has developed the Texas Impaired Driving Plan which encompasses the areas of Program Management and Strategic Planning, Prevention, Criminal Justice, Communications, Alcohol and Other Drug Misuse, and Program Evaluation and Data in order to affect the issue of impaired driving. By taking a comprehensive approach, the TxIDTF can significantly impact impaired driving in the State. New and innovative projects are funded each year by TxDOT's Behavioral Traffic Safety Alcohol and Other Drug Countermeasures Program to address all the diverse components of a comprehensive impaired driving program. The TxIDTF will continue to change and evolve as processes and laws change in the State in order to continue to achieve further reductions in impaired driving fatalities, injuries, and crashes.

## APPENDIX A – SIGNATURES OF APPROVAL

 6 / 1 5 / 2 0 2 0	DocuSigned by:  C432F3E0AEB74E0... 6/11/2020	DocuSigned by:  CCC0924A434C4BE... 6/11/2020
DocuSigned by:  EBA7F3C2C5A444... 6/15/2020	DocuSigned by:  89D6E80001F470... 6/11/2020	DocuSigned by:  97399AA26EF4B7... 6/11/2020
DocuSigned by:  B6DE6089C3704E8... 6/15/2020	DocuSigned by:  8B9A2D687C2D433... 6/15/2020	DocuSigned by:  812A3C4F0A004BC... 6/12/2020
 6/15/2020	DocuSigned by:  B62637EA6F9402... 6/11/2020	DocuSigned by:  3154D41432D044E... 6/11/2020
DocuSigned by:  C828F74E70874EE... 6/11/2020	DocuSigned by:  EDEEC1DA81B214C2... 6/11/2020	DocuSigned by:  D8DCEB8F0904B7... 6/11/2020
DocuSigned by:  8B3FF9A3A2E6415... 6/15/2020	DocuSigned by:  E2D9538E63CE4F4... 6/11/2020	DocuSigned by:  1B5E05F4F545468... 6/15/2020
DocuSigned by:  115A54C048EB4FF... 6/11/2020	DocuSigned by:  B05051A43F6C42C... 6/12/2020	DocuSigned by:  C12D48C802904D8... 6/13/2020
DocuSigned by:  B6CC5E4C11B847A... 6/11/2020	DocuSigned by:  D8B60FE4EF28431... 6/11/2020	DocuSigned by:  382310EE8B584B6... 6/11/2020
DocuSigned by:  7FEF6F80A17B468... 6/12/2020	DocuSigned by:  D55D8ADC9F4A47... 6/15/2020	DocuSigned by:  46C5F7DC4AA649E... 6/15/2020
DocuSigned by:  BEB768B1C3BA466... 6/11/2020	DocuSigned by:  268FF3D52DBB472... 6/11/2020	DocuSigned by:  78C307D809494DF... 6/11/2020
DocuSigned by:  B3565E96E3424A8... 6/11/2020	DocuSigned by:  CFFD569B6DE9046D... 6/15/2020	DocuSigned by:  D24E6B6881D04E8... 6/11/2020
DocuSigned by:  2B7D59A3F3FC498... 6/15/2020	DocuSigned by:  CE120B619ABD433... 6/15/2020	DocuSigned by:  5C78E1E98DC452... 6/11/2020
DocuSigned by:  6AASC27458E140D... 6/11/2020	DocuSigned by:  00A876632A4C8... 6/11/2020	

**Registered Motorcycles per County**

County	Total
001 - ANDERSON	681
002 - ANDREWS	294
003 - ANGELINA	944
004 - ARANSAS	520
005 - ARCHER	161
006 - ARMSTRONG	41
007 - ATASCOSA	666
008 - AUSTIN	654
009 - BAILEY	58
010 - BANDERA	737
011 - BASTROP	1,680
012 - BAYLOR	43
013 - BEE	326
014 - BELL	7,100
015 - BEXAR	20,502
016 - BLANCO	340
017 - BORDEN	7
018 - BOSQUE	376
019 - BOWIE	1,309
020 - BRAZORIA	5,551
021 - BRAZOS	2,506
022 - BREWSTER	307
023 - BRISCOE	11
024 - BROOKS	51
025 - BROWN	656
026 - BURLESON	373
027 - BURNET	999
028 - CALDWELL	576
029 - CALHOUN	350
030 - CALLAHAN	293
031 - CAMERON	2,932
032 - CAMP	205
033 - CARSON	130
034 - CASS	469
035 - CASTRO	69
036 - CHAMBERS	696
037 - CHEROKEE	628
038 - CHILDRESS	93
039 - CLAY	212
040 - COCHRAN	18
041 - COKE	62
042 - COLEMAN	117
043 - COLLIN	11,912
044 - COLLINGSWORTH	25
045 - COLORADO	334
046 - COMAL	4,205
047 - COMANCHE	186

TEXAS HIGHWAY SAFETY PLAN FOR FISCAL YEAR 2021

048 - CONCHO	27
049 - COOKE	860
050 - CORYELL	1,531
051 - COTTLE	13
052 - CRANE	50
053 - CROCKETT	42
054 - CROSBY	54
055 - CULBERSON	30
056 - DALLAM	117
057 - DALLAS	19,139
058 - DAWSON	114
059 - DEAF SMITH	243
060 - DELTA	89
061 - DENTON	12,226
062 - DEWITT	279
063 - DICKENS	33
064 - DIMMIT	138
065 - DONLEY	35
066 - DUVAL	102
067 - EASTLAND	304
068 - ECTOR	2,375
069 - EDWARDS	45
070 - ELLIS	3,246
071 - EL PASO	10,313
072 - ERATH	597
073 - FALLS	184
074 - FANNIN	623
075 - FAYETTE	354
076 - FISHER	59
077 - FLOYD	51
078 - FOARD	12
079 - FORT BEND	7,059
080 - FRANKLIN	224
081 - FREESTONE	282
082 - FRIO	209
083 - GAINES	314
084 - GALVESTON	6,497
085 - GARZA	46
086 - GILLESPIE	541
087 - GLASSCOCK	9
088 - GOLIAD	115
089 - GONZALES	215
090 - GRAY	500
091 - GRAYSON	3,017
092 - GREGG	1,783
093 - GRIMES	473
094 - GUADALUPE	3,039
095 - HALE	315
096 - HALL	26



TEXAS HIGHWAY SAFETY PLAN FOR FISCAL YEAR 2021

097 - HAMILTON	148
098 - HANSFORD	66
099 - HARDEMAN	60
100 - HARDIN	946
101 - HARRIS	37,220
102 - HARRISON	1,112
103 - HARTLEY	88
104 - HASKELL	56
105 - HAYS	3,433
106 - HEMPHILL	66
107 - HENDERSON	1,616
108 - HIDALGO	4,616
109 - HILL	700
110 - HOCKLEY	317
111 - HOOD	1,456
112 - HOPKINS	548
113 - HOUSTON	281
114 - HOWARD	558
115 - HUDSPETH	26
116 - HUNT	1,940
117 - HUTCHINSON	459
118 - IRION	25
119 - JACK	126
120 - JACKSON	180
121 - JASPER	494
122 - JEFF DAVIS	42
123 - JEFFERSON	2,685
124 - JIM HOGG	49
125 - JIM WELLS	359
126 - JOHNSON	3,784
127 - JONES	271
128 - KARNES	139
129 - KAUFMAN	2,150
130 - KENDALL	1,016
131 - KENEDY	1
132 - KENT	17
133 - KERR	1,256
134 - KIMBLE	65
135 - KING	0
136 - KINNEY	58
137 - KLEBERG	377
138 - KNOX	27
139 - LAMAR	910
140 - LAMB	162
141 - LAMPASAS	575
142 - LASALLE	73
143 - LAVACA	245
144 - LEE	196
145 - LEON	253

TEXAS HIGHWAY SAFETY PLAN FOR FISCAL YEAR 2021

146 - LIBERTY	1,276
147 - LIMESTONE	287
148 - LIPSCOMB	60
149 - LIVE OAK	171
150 - LLANO	537
151 - LOVING	2
152 - LUBBOCK	3,257
153 - LYNN	61
154 - MADISON	138
155 - MARION	227
156 - MARTIN	84
157 - MASON	53
158 - MATAGORDA	528
159 - MAVERICK	353
160 - MCCULLOCH	117
161 - MCLENNAN	3,432
162 - MCMULLEN	8
163 - MEDINA	923
164 - MENARD	17
165 - MIDLAND	2,371
166 - MILAM	359
167 - MILLS	65
168 - MITCHELL	123
169 - MONTAGUE	426
170 - MONTGOMERY	9,906
171 - MOORE	277
172 - MORRIS	172
173 - MOTLEY	17
174 - NACOGDOCHES	735
175 - NAVARRO	558
176 - NEWTON	192
177 - NOLAN	258
178 - NUECES	4,192
179 - OCHILTREE	175
180 - OLDDHAM	28
181 - ORANGE	1,389
182 - PALO PINTO	556
183 - PANOLA	318
184 - PARKER	3,282
185 - PARMER	85
186 - PECOS	214
187 - POLK	1,145
188 - POTTER	1,732
189 - PRESIDIO	98
190 - RAINS	262
191 - RANDALL	2,747
192 - REAGAN	57
193 - REAL	94
194 - RED RIVER	186

TEXAS HIGHWAY SAFETY PLAN FOR FISCAL YEAR 2021

195 - REEVES	145
196 - REFUGIO	85
197 - ROBERTS	21
198 - ROBERTSON	221
199 - ROCKWALL	1,744
200 - RUNNELS	150
201 - RUSK	740
202 - SABINE	197
203 - SAN AUGUSTIN	101
204 - SAN JACINTO	585
205 - SAN PATRICIO	1,147
206 - SAN SABA	54
207 - SCHLEICHER	46
208 - SCURRY	285
209 - SHACKELFORD	44
210 - SHELBY	306
211 - SHERMAN	37
212 - SMITH	3,093
213 - SOMERVELL	199
214 - STARR	244
215 - STEPHENS	117
216 - STERLING	19
217 - STONEWALL	19
218 - SUTTON	28
219 - SWISHER	91
220 - TARRANT	26,552
221 - TAYLOR	2,264
222 - TERRELL	19
223 - TERRY	129
224 - THROCKMORTON	22
225 - TITUS	345
226 - TOM GREEN	1,943
227 - TRAVIS	15,984
228 - TRINITY	266
229 - TYLER	334
230 - UPSHUR	771
231 - UPTON	57
232 - UVALDE	368
233 - VAL VERDE	539
234 - VAN ZANDT	998
235 - VICTORIA	1,231
236 - WALKER	776
237 - WALLER	791
238 - WARD	221
239 - WASHINGTON	529
240 - WEBB	1,828
241 - WHARTON	468
242 - WHEELER	83
243 - WICHITA	2,415

TEXAS HIGHWAY SAFETY PLAN FOR FISCAL YEAR 2021

244 - WILBARGER	180
245 - WILLACY	93
246 - WILLIAMSON	8,437
247 - WILSON	946
248 - WINKLER	121
249 - WISE	1,681
250 - WOOD	935
251 - YOAKUM	115
252 - YOUNG	346
253 - ZAPATA	107
254 - ZAVALA	89
<i>More</i>	
Office(All)	344,852

### Motorcycle Safety Training Locations

Training Site Name	County	Type of Training	Curriculum
Abilene Safety Instruction	TAYLOR	Motorcycle - Advanced	MSF Advanced RiderCourse (ARC)
Abilene Safety Instruction	TAYLOR	*Required for Licensing – 2wheel basic training	MSF Basic RiderCourse (BRC)
Abilene Safety Instruction	TAYLOR	*Required for Licensing – 2wheel intermediate training	MSF Basic RiderCourse2 License Waiver (BRC2-LW)
Abilene Safety Instruction	TAYLOR	Motorcycle - Advanced	MSF Military Sportbike RiderCourse (MSRC)
Adam Smith Harley Davidson of Waco	MCLENNAN	*Required for Licensing – 3wheel basic training	HD 3-Wheel Basic RiderCourse (3WNRC)
Adam Smith Harley Davidson Waco	MCLENNAN	*Required for Licensing – 2wheel basic training	H-D New Rider Course (NRC)
Adam Smith's Texas Harley-Davidson	TARRANT	*Required for Licensing – 2wheel basic training	H-D New Rider Course (NRC)
Amarillo College	POTTER	Motorcycle - Advanced	MSF Advanced RiderCourse (ARC)
Amarillo College	POTTER	Motorcycle - Advanced	MSF Advanced RiderCourse (ARC)
Amarillo College	POTTER	Motorcycle - Intermediate	MSF Basic Bike Bonding RiderCourse (BBBRC)
Amarillo College	POTTER	Motorcycle - Intermediate	MSF Basic Bike Bonding RiderCourse (BBBRC)
Amarillo College	POTTER	*Required for Licensing – 2wheel basic training	MSF Basic RiderCourse (BRC)
Amarillo College	POTTER	*Required for Licensing – 2wheel basic training	MSF Basic RiderCourse (BRC)
Amarillo College	POTTER	Motorcycle - Specialized (control at low speed)	MSF Ultimate Bike Bonding RiderCourse (UBBRC)
Amarillo College	POTTER	Motorcycle - Specialized (control at low speed)	MSF Ultimate Bike Bonding RiderCourse (UBBRC)
American Ace Motorcycle Rider Course	GRAYSON	*Required for Licensing – 2wheel basic training	MSF Basic RiderCourse (BRC)
American Ace Motorcycle Rider Course	GRAYSON	*Required for Licensing – 2wheel basic training	MSF Basic RiderCourse (BRC)
American Ace Motorcycle Rider Course	ELLIS	*Required for Licensing – 2wheel basic training	MSF Basic RiderCourse (BRC)
American Eagle Harley-Davidson	DENTON	*Required for Licensing – 3wheel basic training	HD 3-Wheel Basic RiderCourse (3WNRC)
American Eagle Harley-Davidson	DENTON	*Required for Licensing – 3wheel basic training	HD 3-Wheel Basic RiderCourse (3WNRC)
American Eagle Harley-Davidson	DENTON	*Required for Licensing – 2wheel basic training	H-D New Rider Course (NRC)
American Eagle Harley-Davidson	DENTON	*Required for Licensing – 2wheel intermediate training	H-D Skilled Rider Course License Waiver (SRC-LW)

TEXAS HIGHWAY SAFETY PLAN FOR FISCAL YEAR 2021

Training Site Name	County	Type of Training	Curriculum
American Eagle Harley-Davidson	DENTON	Motorcycle - Advanced	H-D Skilled Rider Course Skill Practice (SRC-SP)
American Eagle Harley-Davidson	DENTON	Motorcycle - Intermediate	MSF Basic Bike Bonding RiderCourse (BBBRC)
American Eagle Harley-Davidson	DENTON	Motorcycle - Specialized (control at low speed)	MSF Ultimate Bike Bonding RiderCourse (UBBRC)
Austin Moto Academy	TRAVIS	*Required for Licensing – 2wheel basic training	MSF Basic RiderCourse (BRC)
Awesome Cycles, Inc.	HARRIS	*Required for Licensing – 2wheel basic training	MSF Basic RiderCourse (BRC)
Awesome Riding LLC	HARRIS	*Required for Licensing – 2wheel basic training	MSF Basic RiderCourse (BRC)
Awesome Riding, LLC	HARRIS	*Required for Licensing – 2wheel intermediate training	MSF Basic RiderCourse2 License Waiver (BRC2-LW)
Awesome Riding, LLC	HARRIS	Motorcycle - Advanced	MSF Basic RiderCourse2 Skill Practice (BRC2-SP)
Barnwell Mountain Rec Area	UPSHUR	ATV - All Terrain Vehicle	ASI ATV RiderCourse (ATVRC)
Caliente Harley-Davidson	BEXAR	*Required for Licensing – 3wheel basic training	HD 3-Wheel Basic RiderCourse (3WNRC)
Caliente Harley-Davidson	BEXAR	*Required for Licensing – 2wheel basic training	H-D New Rider Course (NRC)
Caliente Harley-Davidson	BEXAR	*Required for Licensing – 2wheel intermediate training	H-D Skilled Rider Course License Waiver (SRC-LW)
Caliente Harley-Davidson	BEXAR	Motorcycle - Intermediate	MSF Skills Practice Course (SPC)
Coastal Cycle Academy, Inc.	NUECES	*Required for Licensing – 2wheel basic training	MSF Basic RiderCourse (BRC)
Corpus Christi Harley-Davidson	NUECES	*Required for Licensing – 2wheel basic training	H-D New Rider Course (NRC)
Cowboy Harley-Davidson of Austin	TRAVIS	*Required for Licensing – 3wheel basic training	HD 3-Wheel Basic RiderCourse (3WNRC)
Cowboy Harley-Davidson of Austin	TRAVIS	*Required for Licensing – 2wheel basic training	H-D New Rider Course (NRC)
Cowboy Harley-Davidson of Austin	TRAVIS	*Required for Licensing – 2wheel intermediate training	H-D Skilled Rider Course License Waiver (SRC-LW)

TEXAS HIGHWAY SAFETY PLAN FOR FISCAL YEAR 2021

Training Site Name	County	Type of Training	Curriculum
Cowboy Harley-Davidson of Austin	TRAVIS	Motorcycle - Advanced	H-D Skilled Rider Course Skill Practice (SRC-SP)
Cowboy Harley-Davidson of Beaumont	JEFFERSON	*Required for Licensing – 3wheel basic training	HD 3-Wheel Basic RiderCourse (3WNRC)
Cowboy Harley-Davidson of Beaumont	JEFFERSON	*Required for Licensing – 2wheel basic training	H-D New Rider Course (NRC)
Cowboy Harley-Davidson of Beaumont	JEFFERSON	*Required for Licensing – 2wheel intermediate training	H-D Skilled Rider Course License Waiver (SRC-LW)
Cowboy Harley-Davidson of Beaumont	JEFFERSON	Motorcycle - Advanced	H-D Skilled Rider Course Skill Practice (SRC-SP)
Cowboy's Alama City Harley-Davidson	BEXAR	*Required for Licensing – 2wheel basic training	H-D New Rider Course (NRC)
Desperado Harley-Davidson	HIDALGO	*Required for Licensing – 2wheel basic training	H-D New Rider Course (NRC)
East Texas Powersports	NACOGDOCHES	ATV - All Terrain Vehicle	ASI ATV RiderCourse (ATVRC)
El Paso Community College	EL PASO	*Required for Licensing – 2wheel basic training	MSF Basic RiderCourse (BRC)
El Paso Community College	EL PASO	*Required for Licensing – 2wheel intermediate training	MSF Basic RiderCourse2 License Waiver (BRC2-LW)
Electric Avenue Scooters	TRAVIS	*Required for Licensing – 2wheel basic training	MSF Basic RiderCourse (BRC)
Fort Worth Harley-Davidson	TARRANT	*Required for Licensing – 3wheel basic training	HD 3-Wheel Basic RiderCourse (3WNRC)
Fort Worth Harley-Davidson	TARRANT	*Required for Licensing – 2wheel basic training	H-D New Rider Course (NRC)
GO Motorcycle Training School	DENTON	*Required for Licensing – 3wheel basic training	MSF 3-Wheel Basic RiderCourse (3WBRC)
GO Motorcycle Training School	DALLAS	*Required for Licensing – 3wheel basic training	MSF 3-Wheel Basic RiderCourse (3WBRC)
GO Motorcycle Training School	DALLAS	*Required for Licensing – 2wheel basic training	MSF Basic RiderCourse (BRC)

TEXAS HIGHWAY SAFETY PLAN FOR FISCAL YEAR 2021

Training Site Name	County	Type of Training	Curriculum
GO Motorcycle Training School	DENTON	*Required for Licensing – 2wheel basic training	MSF Basic RiderCourse (BRC)
GO Motorcycle Training School	DALLAS	*Required for Licensing – 2wheel basic training	MSF Basic RiderCourse (BRC)
GO Motorcycle Training School	DALLAS	*Required for Licensing – 2wheel basic training	MSF Basic RiderCourse (BRC)
GO Motorcycle Training School	DENTON	*Required for Licensing – 2wheel intermediate training	MSF Basic RiderCourse2 License Waiver (BRC2-LW)
GO Motorcycle Training School	DALLAS	*Required for Licensing – 2wheel intermediate training	MSF Basic RiderCourse2 License Waiver (BRC2-LW)
GO Motorcycle Training School	DALLAS	*Required for Licensing – 2wheel intermediate training	MSF Basic RiderCourse2 License Waiver (BRC2-LW)
GO Motorcycle Training School	DALLAS	Motorcycle - Advanced	MSF Basic RiderCourse2 Skill Practice (BRC2-SP)
GO Motorcycle Training School	DALLAS	*Required for Licensing – 2wheel intermediate training	TC Intermediate Riding Clinic (TCIRC)
Goe Kawasaki Inc.	BRAZORIA	*Required for Licensing – 2wheel basic training	MSF Basic RiderCourse (BRC)
Gregory's Driving School, Inc.	WEBB	*Required for Licensing – 2wheel basic training	MSF Basic RiderCourse (BRC)
Gregory's Driving School, Inc.	WEBB	*Required for Licensing – 2wheel basic training	MSF Basic RiderCourse (BRC)
Gregory's Driving School, Inc.	WEBB	*Required for Licensing – 2wheel intermediate training	MSF Basic RiderCourse2 License Waiver (BRC2-LW)
Gruene Harley-Davidson	COMAL	*Required for Licensing – 3wheel basic training	HD 3-Wheel Basic RiderCourse (3WNRC)
Gruene Harley-Davidson	COMAL	*Required for Licensing – 2wheel basic training	H-D New Rider Course (NRC)
Gruene Harley-Davidson	COMAL	*Required for Licensing – 2wheel intermediate training	H-D Skilled Rider Course License Waiver (SRC-LW)
Gruene Harley-Davidson	COMAL	Motorcycle - Intermediate	MSF Skills Practice Course (SPC)
Harley-Davidson of Kingwood	HARRIS	*Required for Licensing – 3wheel basic training	HD 3-Wheel Basic RiderCourse (3WNRC)
Harley-Davidson of Kingwood	HARRIS	*Required for Licensing – 2wheel basic training	H-D New Rider Course (NRC)
Harley-Davidson of Kingwood	HARRIS	*Required for Licensing – 2wheel intermediate training	H-D Skilled Rider Course License Waiver (SRC-LW)
Harley-Davidson of Kingwood	HARRIS	Motorcycle - Advanced	H-D Skilled Rider Course Skill Practice (SRC-SP)
Harley-Davidson of Kingwood	HARRIS	Motorcycle - Intermediate	MSF Skills Practice Course (SPC)



TEXAS HIGHWAY SAFETY PLAN FOR FISCAL YEAR 2021

Training Site Name	County	Type of Training	Curriculum
Hidden Falls Adventure Park	BURNET	ATV - All Terrain Vehicle	ASI ATV RiderCourse (ATVRC)
Horny Toad Harley-Davidson	BELL	*Required for Licensing – 2wheel basic training	H-D New Rider Course (NRC)
Horny Toad Harley-Davidson	BELL	*Required for Licensing – 2wheel intermediate training	H-D Skilled Rider Course License Waiver (SRC-LW)
Horny Toad Harley-Davidson	BELL	Motorcycle - Advanced	H-D Skilled Rider Course Skill Practice (SRC-SP)
Horny Toad Harley-Davidson of Fort Hood	BELL	*Required for Licensing – 3wheel basic training	HD 3-Wheel Basic RiderCourse (3WNRC)
Horny Toad Harley-Davidson of Fort Hood	BELL	*Required for Licensing – 2wheel basic training	H-D New Rider Course (NRC)
Horny Toad Harley-Davidson of Fort Hood	BELL	*Required for Licensing – 2wheel intermediate training	H-D Skilled Rider Course License Waiver (SRC-LW)
HREC - Irving	DALLAS	ATV - All Terrain Vehicle	ASI ATV RiderCourse (ATVRC)
Javelina Harley-Davidson	KENDALL	*Required for Licensing – 3wheel basic training	HD 3-Wheel Basic RiderCourse (3WNRC)
Javelina Harley-Davidson	KENDALL	*Required for Licensing – 2wheel basic training	H-D New Rider Course (NRC)
Javelina Harley-Davidson	KENDALL	*Required for Licensing – 2wheel intermediate training	H-D Skilled Rider Course License Waiver (SRC-LW)
Javelina Harley-Davidson	KENDALL	Motorcycle - Advanced	H-D Skilled Rider Course Skill Practice (SRC-SP)
Keep It On 2 Motorcycle Training Course	HIDALGO	*Required for Licensing – 2wheel basic training	MSF Basic RiderCourse (BRC)
Legacy Harley-Davidson	ECTOR	*Required for Licensing – 2wheel basic training	H-D New Rider Course (NRC)
Lone Star Bikers	DALLAS	*Required for Licensing – 3wheel basic training	TC 3-Wheel Basic Riding Clinic (TC3WBRC)
Lone Star Bikers	TARRANT	*Required for Licensing – 3wheel basic training	MSF 3-Wheel Basic RiderCourse (3WBRC)
Lone Star Bikers	DENTON	*Required for Licensing – 3wheel basic training	MSF 3-Wheel Basic RiderCourse (3WBRC)
Lone Star Bikers	DALLAS	*Required for Licensing – 3wheel basic training	MSF 3-Wheel Basic RiderCourse (3WBRC)
Lone Star Bikers	TARRANT	*Required for Licensing – 2wheel basic training	MSF Basic RiderCourse (BRC)
Lone Star Bikers	TARRANT	*Required for Licensing – 2wheel basic training	MSF Basic RiderCourse (BRC)
Lone Star Bikers	DENTON	*Required for Licensing – 2wheel basic training	MSF Basic RiderCourse (BRC)

TEXAS HIGHWAY SAFETY PLAN FOR FISCAL YEAR 2021

Training Site Name	County	Type of Training	Curriculum
Lone Star Bikers	DALLAS	*Required for Licensing – 2wheel basic training	MSF Basic RiderCourse (BRC)
Lone Star Bikers	TARRANT	*Required for Licensing – 2wheel intermediate training	MSF Basic RiderCourse2 License Waiver (BRC2-LW)
Lone Star Bikers	DENTON	*Required for Licensing – 2wheel intermediate training	MSF Basic RiderCourse2 License Waiver (BRC2-LW)
Lone Star Bikers	DALLAS	*Required for Licensing – 2wheel intermediate training	MSF Basic RiderCourse2 License Waiver (BRC2-LW)
Lone Star Bikers	TARRANT	Motorcycle - Advanced	MSF Basic RiderCourse2 Skill Practice (BRC2-SP)
Lone Star Bikers	DENTON	Motorcycle - Advanced	MSF Basic RiderCourse2 Skill Practice (BRC2-SP)
Lone Star Bikers	DALLAS	Motorcycle - Advanced	MSF Basic RiderCourse2 Skill Practice (BRC2-SP)
Lone Star Bikers	TARRANT	*Required for Licensing – 2wheel intermediate training	TC Intermediate Riding Clinic (TCIRC)
Lone Star Bikers	DENTON	*Required for Licensing – 2wheel intermediate training	TC Intermediate Riding Clinic (TCIRC)
Longhorn Harley-Davidson	DALLAS	*Required for Licensing – 3wheel basic training	HD 3-Wheel Basic RiderCourse (3WNRC)
Longhorn Harley-Davidson	DALLAS	*Required for Licensing – 2wheel basic training	H-D New Rider Course (NRC)
Longhorn Harley-Davidson	DALLAS	*Required for Licensing – 2wheel intermediate training	H-D Skilled Rider Course License Waiver (SRC-LW)
Longhorn Harley-Davidson	DALLAS	Motorcycle - Advanced	H-D Skilled Rider Course Skill Practice (SRC-SP)
Longhorn Harley-Davidson	DALLAS	Motorcycle - Intermediate	MSF Basic Bike Bonding RiderCourse (BBBRC)
Longhorn Harley-Davidson	DALLAS	Motorcycle - Specialized (control at low speed)	MSF Ultimate Bike Bonding RiderCourse (UBBRC)
Lufkin Powersports	ANGELINA	ATV - All Terrain Vehicle	ASI ATV RiderCourse (ATVRC)
Mad Boar Harley-Davidson	CAMERON	*Required for Licensing – 2wheel basic training	H-D New Rider Course (NRC)
Maverick Harley-Davidson	DALLAS	*Required for Licensing – 3wheel basic training	HD 3-Wheel Basic RiderCourse (3WNRC)
Maverick Harley-Davidson	DALLAS	*Required for Licensing – 2wheel basic training	H-D New Rider Course (NRC)
Maverick Harley-Davidson	DALLAS	*Required for Licensing – 2wheel intermediate training	H-D Skilled Rider Course License Waiver (SRC-LW)

TEXAS HIGHWAY SAFETY PLAN FOR FISCAL YEAR 2021

Training Site Name	County	Type of Training	Curriculum
Maverick Harley-Davidson	DALLAS	Motorcycle - Advanced	H-D Skilled Rider Course Skill Practice (SRC-SP)
Maverick Harley-Davidson	DALLAS	Motorcycle - Intermediate	MSF Basic Bike Bonding RiderCourse (BBBRC)
Maverick Harley-Davidson	DALLAS	Motorcycle - Specialized (control at low speed)	MSF Ultimate Bike Bonding RiderCourse (UBBRC)
Motor Pro Training, LLC	BASTROP	Motorcycle - Advanced	TC Advanced Riding Clinic (TCARC)
Motor Pro Training, LLC	BASTROP	*Required for Licensing – 2wheel intermediate training	TC Intermediate Riding Clinic (TCIRC)
Motorcycle Rentals of Houston	GALVESTON	*Required for Licensing – 3wheel basic training	MSF 3-Wheel Basic RiderCourse (3WBRC)
Motorcycle Rentals of Houston	HARRIS	*Required for Licensing – 2wheel basic training	MSF Basic RiderCourse (BRC)
Motorcycle Rentals of Houston	HARRIS	*Required for Licensing – 2wheel basic training	MSF Basic RiderCourse (BRC)
Motorcycle Rentals of Houston	GALVESTON	*Required for Licensing – 2wheel basic training	MSF Basic RiderCourse (BRC)
Motorcycle Rentals of Houston	HOUSTON	*Required for Licensing – 2wheel intermediate training	MSF Basic RiderCourse2 License Waiver (BRC2-LW)
Motorcycle Rentals of Houston	HARRIS	*Required for Licensing – 2wheel intermediate training	MSF Basic RiderCourse2 License Waiver (BRC2-LW)
Motorcycle Rentals of Houston	HARRIS	Motorcycle - Basic	MSF Introductory Motorcycle Experience (IME)
Motorcycle Rentals of Houston	HARRIS	*Required for Licensing – 2wheel intermediate training	TC Intermediate Riding Clinic (TCIRC)
Motorcycle Rentals of Houston	GALVESTON	*Required for Licensing – 2wheel intermediate training	TC Intermediate Riding Clinic (TCIRC)
Motorcycle Training Center	TARRANT	*Required for Licensing – 3wheel basic training	MSF 3-Wheel Basic RiderCourse (3WBRC)
Motorcycle Training Center	DALLAS	*Required for Licensing – 3wheel basic training	MSF 3-Wheel Basic RiderCourse (3WBRC)
Motorcycle Training Center	BEXAR	*Required for Licensing – 3wheel basic training	MSF 3-Wheel Basic RiderCourse (3WBRC)
Motorcycle Training Center	SMITH	*Required for Licensing – 3wheel basic training	MSF 3-Wheel Basic RiderCourse (3WBRC)

TEXAS HIGHWAY SAFETY PLAN FOR FISCAL YEAR 2021

Training Site Name	County	Type of Training	Curriculum
Motorcycle Training Center	TARRANT	*Required for Licensing – 2wheel basic training	MSF Basic RiderCourse (BRC)
Motorcycle Training Center	TARRANT	*Required for Licensing – 2wheel basic training	MSF Basic RiderCourse (BRC)
Motorcycle Training Center	JOHNSON	*Required for Licensing – 2wheel basic training	MSF Basic RiderCourse (BRC)
Motorcycle Training Center	DALLAS	*Required for Licensing – 2wheel basic training	MSF Basic RiderCourse (BRC)
Motorcycle Training Center	DENTON	*Required for Licensing – 2wheel basic training	MSF Basic RiderCourse (BRC)
Motorcycle Training Center	TARRANT	*Required for Licensing – 2wheel basic training	MSF Basic RiderCourse (BRC)
Motorcycle Training Center	GREGG	*Required for Licensing – 2wheel basic training	MSF Basic RiderCourse (BRC)
Motorcycle Training Center	MONTGOMERY	*Required for Licensing – 2wheel basic training	MSF Basic RiderCourse (BRC)
Motorcycle Training Center	HARRISON	*Required for Licensing – 2wheel basic training	MSF Basic RiderCourse (BRC)
Motorcycle Training Center	DALLAS	*Required for Licensing – 2wheel basic training	MSF Basic RiderCourse (BRC)
Motorcycle Training Center	MIDLAND	*Required for Licensing – 2wheel basic training	MSF Basic RiderCourse (BRC)
Motorcycle Training Center	TITUS	*Required for Licensing – 2wheel basic training	MSF Basic RiderCourse (BRC)
Motorcycle Training Center	DALLAS	*Required for Licensing – 2wheel basic training	MSF Basic RiderCourse (BRC)

TEXAS HIGHWAY SAFETY PLAN FOR FISCAL YEAR 2021

Training Site Name	County	Type of Training	Curriculum
Motorcycle Training Center	BEXAR	*Required for Licensing – 2wheel basic training	MSF Basic RiderCourse (BRC)
Motorcycle Training Center	SMITH	*Required for Licensing – 2wheel basic training	MSF Basic RiderCourse (BRC)
Motorcycle Training Center	SAN ANTONIO	*Required for Licensing – 2wheel intermediate training	MSF Basic RiderCourse2 License Waiver (BRC2-LW)
Motorcycle Training Center	TARRANT	*Required for Licensing – 2wheel intermediate training	MSF Basic RiderCourse2 License Waiver (BRC2-LW)
Motorcycle Training Center	MONTGOMERY	*Required for Licensing – 2wheel intermediate training	MSF Basic RiderCourse2 License Waiver (BRC2-LW)
Motorcycle Training Center	DALLAS	*Required for Licensing – 2wheel intermediate training	MSF Basic RiderCourse2 License Waiver (BRC2-LW)
Motorcycle Training Center	SMITH	*Required for Licensing – 2wheel intermediate training	MSF Basic RiderCourse2 License Waiver (BRC2-LW)
Motorcycle Training Center	TARRANT	*Required for Licensing – 2wheel intermediate training	TC Intermediate Riding Clinic (TCIRC)
Motorcycle Training Center	MONTGOMERY	*Required for Licensing – 2wheel intermediate training	TC Intermediate Riding Clinic (TCIRC)
Motorcycle Training Center	DALLAS	*Required for Licensing – 2wheel intermediate training	TC Intermediate Riding Clinic (TCIRC)
Motorcycle Training Center	BEXAR	*Required for Licensing – 2wheel intermediate training	TC Intermediate Riding Clinic (TCIRC)
Newton County Fairgrounds	NEWTON	ATV - All Terrain Vehicle	ASI ATV RiderCourse (ATVRC)
North Texas Motorcycle Safety Course	COLLIN	Motorcycle - Specialized (control at low speed)	Motorcop Rider Skills
North Texas Motorcycle Safety Course	COLLIN	*Required for Licensing – 2wheel basic training	MSF Basic RiderCourse (BRC)
Outback Adventure Track, Inc	HOWARD	ATV - All Terrain Vehicle	ASI ATV RiderCourse (ATVRC)
Paris Harley-Davidson	LAMAR	*Required for Licensing – 3wheel basic training	HD 3-Wheel Basic RiderCourse (3WNRC)

TEXAS HIGHWAY SAFETY PLAN FOR FISCAL YEAR 2021

Training Site Name	County	Type of Training	Curriculum
Paris Harley-Davidson	LAMAR	*Required for Licensing – 2wheel basic training	H-D New Rider Course (NRC)
Pro Rider Central Texas	WILLIAMSON	Motorcycle - Specialized (control at low speed)	Pro Rider
Pro Rider Dallas	DALLAS	Motorcycle - Specialized (control at low speed)	Pro Rider
Rabbit Creek ATV Park	GREGG	ATV - All Terrain Vehicle	ASI ATV RiderCourse (ATVRC)
Red River Harley-Davidson	WICHITA	*Required for Licensing – 3wheel basic training	HD 3-Wheel Basic RiderCourse (3WNRC)
Red River Harley-Davidson	WICHITA	*Required for Licensing – 2wheel basic training	H-D New Rider Course (NRC)
Red River Harley-Davidson	WICHITA	*Required for Licensing – 2wheel intermediate training	H-D Skilled Rider Course License Waiver (SRC-LW)
Red River Harley-Davidson	WICHITA	Motorcycle - Advanced	MSF Advanced RiderCourse (ARC)
Rent an ATV Off-Road Adventures	EL PASO	ATV - All Terrain Vehicle	ASI ATV RiderCourse (ATVRC)
Republic Harley-Davidson	FORT BEND	*Required for Licensing – 2wheel basic training	H-D New Rider Course (NRC)
Ride Like A Pro Houston	FORT BEND	Motorcycle - Specialized (control at low speed)	Ride Like A Pro
Ride Smart	BRAZORIA	Motorcycle - Specialized (track school)	RS Advanced Riding School
Ride Smart	HOOD	Motorcycle - Specialized (track school)	RS Advanced Riding School
Ride Smart	WISE	Motorcycle - Specialized (track school)	RS Advanced Riding School
Rio Bravo Motocross Park	HARRIS	ATV - All Terrain Vehicle	ASI ATV RiderCourse (ATVRC)
Rosharon	BRAZORIA	ATV - All Terrain Vehicle	ASI ATV RiderCourse (ATVRC)
Saddle-Up Motorcycle Training	LUBBOCK	*Required for Licensing – 2wheel basic training	MSF Basic RiderCourse (BRC)
Saddle-Up Motorcycle Training	LUBBOCK	*Required for Licensing – 2wheel intermediate training	MSF Basic RiderCourse2 License Waiver (BRC2-LW)
San Angelo-Porter Henderson Yamaha	TOM GREEN	ATV - All Terrain Vehicle	ASI ATV RiderCourse (ATVRC)

TEXAS HIGHWAY SAFETY PLAN FOR FISCAL YEAR 2021

Training Site Name	County	Type of Training	Curriculum
San Jacinto Community College District	GALVESTON	*Required for Licensing – 2wheel basic training	MSF Basic RiderCourse (BRC)
San Jacinto Community College District	HARRIS	*Required for Licensing – 2wheel basic training	MSF Basic RiderCourse (BRC)
San Jacinto Community College District	HARRIS	*Required for Licensing – 2wheel basic training	MSF Basic RiderCourse (BRC)
San Jacinto Harley-Davidson	HARRIS	*Required for Licensing – 3wheel basic training	HD 3-Wheel Basic RiderCourse (3WNRC)
San Jacinto Harley-Davidson	HARRIS	*Required for Licensing – 2wheel basic training	H-D New Rider Course (NRC)
San Jacinto Harley-Davidson	HARRIS	*Required for Licensing – 2wheel intermediate training	H-D Skilled Rider Course License Waiver (SRC-LW)
Southwest Motorcycle Training	BEXAR	*Required for Licensing – 2wheel basic training	MSF Basic RiderCourse (BRC)
Southwest Motorcycle Training	BEXAR	*Required for Licensing – 2wheel intermediate training	MSF Basic RiderCourse2 License Waiver (BRC2-LW)
Stampede Harley Davidson	JOHNSON	*Required for Licensing – 2wheel basic training	H-D New Rider Course (NRC)
Stampede Harley-Davidson	TARRANT	*Required for Licensing – 3wheel basic training	HD 3-Wheel Basic RiderCourse (3WNRC)
Stubbs Harley-Davidson	HARRIS	*Required for Licensing – 2wheel basic training	H-D New Rider Course (NRC)
Sumrall Farm	NEWTON	ATV - All Terrain Vehicle	ASI ATV RiderCourse (ATVRC)
Tarin Farm	BASTROP	ATV - All Terrain Vehicle	ASI ATV RiderCourse (ATVRC)
Texas Moto Academy, LLC	TARRANT	*Required for Licensing – 3wheel basic training	MSF 3-Wheel Basic RiderCourse (3WBRC)
Texas Moto Academy, LLC	TARRANT	*Required for Licensing – 3wheel basic training	MSF 3-Wheel Basic RiderCourse (3WBRC)
Texas Moto Academy, LLC	TARRANT	*Required for Licensing – 2wheel basic training	MSF Basic RiderCourse (BRC)
Texas Moto Academy, LLC	TARRANT	*Required for Licensing – 2wheel basic training	MSF Basic RiderCourse (BRC)

TEXAS HIGHWAY SAFETY PLAN FOR FISCAL YEAR 2021

Training Site Name	County	Type of Training	Curriculum
Texas Moto Academy, LLC	TARRANT	*Required for Licensing – 2wheel intermediate training	MSF Basic RiderCourse2 License Waiver (BRC2-LW)
Texas Moto Academy, LLC	TARRANT	*Required for Licensing – 2wheel intermediate training	MSF Basic RiderCourse2 License Waiver (BRC2-LW)
Texas Motor Sports	BELL	*Required for Licensing – 3wheel basic training	MSF 3-Wheel Basic RiderCourse (3WBRC)
Texas Motor Sports	BELL	Motorcycle - Advanced	MSF Advanced RiderCourse (ARC)
Texas Motor Sports	BELL	Motorcycle - Intermediate	MSF Basic Bike Bonding RiderCourse (BBBRC)
Texas Motor Sports	BELL	*Required for Licensing – 2wheel basic training	MSF Basic RiderCourse (BRC)
Texas Motor Sports	KILLEEN	*Required for Licensing – 2wheel intermediate training	MSF Basic RiderCourse2 License Waiver (BRC2-LW)
Texas Motor Sports	BELL	Motorcycle - Specialized (control at low speed)	MSF Ultimate Bike Bonding RiderCourse (UBBRC)
Texas R.I.D.E.R.	COLLIN	*Required for Licensing – 2wheel intermediate training	MSF Basic RiderCourse2 License Waiver (BRC2-LW)
Texas R.I.D.E.R.	TARRANT	*Required for Licensing – 2wheel basic training	MSF Basic RiderCourse (BRC)
Texas R.I.D.E.R.	COLLIN	*Required for Licensing – 2wheel basic training	MSF Basic RiderCourse (BRC)
The Ranch Harley-Davidson	BRAZOS	*Required for Licensing – 2wheel basic training	H-D New Rider Course (NRC)
The Ranch Harley-Davidson	BRAZOS	*Required for Licensing – 2wheel intermediate training	H-D Skilled Rider Course License Waiver (SRC-LW)
The Ride Company	BURNET	*Required for Licensing – 2wheel basic training	MSF Basic RiderCourse (BRC)
Top of Texas Motorcycle Training LLC	GRAY	*Required for Licensing – 2wheel basic training	MSF Basic RiderCourse (BRC)
Top of Texas Motorcycle Training LLC	GRAY	*Required for Licensing – 2wheel intermediate training	MSF Basic RiderCourse2 License Waiver (BRC2-LW)
Total Rider LLC	WILLIAMSON	*Required for Licensing – 3wheel basic training	MSF 3-Wheel Basic RiderCourse (3WBRC)



TEXAS HIGHWAY SAFETY PLAN FOR FISCAL YEAR 2021

Training Site Name	County	Type of Training	Curriculum
Total Rider LLC	TRAVIS	*Required for Licensing – 2wheel basic training	MSF Basic RiderCourse (BRC)
Total Rider LLC	TRAVIS	*Required for Licensing – 2wheel basic training	MSF Basic RiderCourse (BRC)
Total Rider LLC	BEXAR	*Required for Licensing – 2wheel basic training	MSF Basic RiderCourse (BRC)
Total Rider LLC	WILLIAMSON	*Required for Licensing – 2wheel basic training	MSF Basic RiderCourse (BRC)
Total Rider LLC	BELL	*Required for Licensing – 2wheel basic training	MSF Basic RiderCourse (BRC)
Total Rider LLC	WILLIAMSON	*Required for Licensing – 2wheel intermediate training	MSF Basic RiderCourse2 License Waiver (BRC2-LW)
Total Rider LLC	BELL	*Required for Licensing – 2wheel intermediate training	MSF Basic RiderCourse2 License Waiver (BRC2-LW)
Training Wheels	BRAZOS	*Required for Licensing – 2wheel basic training	MSF Basic RiderCourse (BRC)
Training Wheels	BRAZOS	*Required for Licensing – 2wheel intermediate training	MSF Basic RiderCourse2 License Waiver (BRC2-LW)
Trejo Property	CAMERON	ATV - All Terrain Vehicle	ASI ATV RiderCourse (ATVRC)
Victoria College	VICTORIA	*Required for Licensing – 2wheel basic training	MSF Basic RiderCourse (BRC)
Wichita Falls Range	WICHITA	ATV - All Terrain Vehicle	ASI ATV RiderCourse (ATVRC)
Wild West Harley-Davidson	LUBBOCK	*Required for Licensing – 2wheel basic training	H-D New Rider Course (NRC)

## Fees Collected for Motorcycle Safety

**From:** Flores, Cindy [<mailto:Cindy.Flores@dps.texas.gov>]

**Sent:** Tuesday, June 2, 2020 3:35 PM

**To:** Letty Von Rossum <[Letty.vonRossum@txdot.gov](mailto:Letty.vonRossum@txdot.gov)>

**Cc:** OGC Webmaster <[OGC.Webmaster@dps.texas.gov](mailto:OGC.Webmaster@dps.texas.gov)>; Frischen, Esmeralda <[Esmeralda.Frischen@dps.texas.gov](mailto:Esmeralda.Frischen@dps.texas.gov)>; Whittenton, Suzy <[Susan.Whittenton@dps.texas.gov](mailto:Susan.Whittenton@dps.texas.gov)>

**Subject:** RE: Open Records Request

Letty,

See below

- 1) The source of funding this biennium for the DPS Motorcycle Safety Bureau  
**GR Dedicated - Motorcycle Education Account No. 501**
- 2) The amount of funds allocated by the Legislature this biennium for this purpose  
**\$1,035,511/yr or \$2,071,022 for the biennium. The second year of funding is to be transferred to Texas Department of Licensing and Regulation per GAA Article IX, Section 18.92 – SB 616.**
- 3) From the funds allocated by the Legislature to defray the cost of administering the Motorcycle Safety Program, to date what amount has been expended by the DPS  
**As of May 27, expended and encumbered total \$342,924.**

If you have any questions, please contact me by email or at the numbers below.

Thank you,

Cindy Flores  
Program Director  
TxDPS Motorcycle/ATV Safety Unit  
5805 N Lamar Blvd, Austin TX 78752-0257  
512-671-0419 Mobile  
512-424-2817 Office  
512-424-2506 Fax  
[www.dps.texas.gov/msb](http://www.dps.texas.gov/msb)