



STATE OF WISCONSIN

2008 ANNUAL REPORT

HIGHWAY SAFETY PROGRAM

Published by the Wisconsin Department of Transportation


Frank J. Busalacchi - Secretary

**Major Daniel W. Lonsdorf - Director
State Patrol Bureau of Transportation Safety**



WISCONSIN HIGHWAY SAFETY PROGRAM 2008 ANNUAL REPORT
TABLE OF CONTENTS

SECTION	PAGE NO.
COVER LETTER	3
FORWARD	4
PLANNING & ADMINISTRATION PROGRAM	5
OCCUPANT PROTECTION PROGRAM	7
IMPAIRED DRIVING PROGRAM	13
YOUTH ALCOHOL & EUDL PROGRAM	24
TRAFFIC LAW ENFORCEMENT – SPEED PROGRAM	29
TRAFFIC RECORDS IMPROVEMENT	34
EMS IMPROVEMENT	40
MOTORCYCLE SAFETY PROGRAM	43
PEDESTRIAN & BICYCLE SAFETY PROGRAM	48
COMMUNITY TRAFFIC SAFETY PROGRAM	55
FISCAL SUMMARY	58



Wisconsin Department of Transportation

www.dot.wisconsin.gov

Jim Doyle
Governor

Frank J. Busalacchi
Secretary

Division of State Patrol
4802 Sheboygan Ave.
Rm. 551
P. O. Box 7912
Madison, WI
53707-7912

Dec. 29, 2008

On behalf of the Department of Transportation, I am pleased to present the State of Wisconsin's Annual Report of federal fiscal year 2008 Highway Safety program activities.

Each section of this 2008 Annual Report describes a national priority safety program and includes information about Wisconsin's progress toward achieving its long-term goals and short-term safety objectives. The Report describes strategies selected and activities leveraged with Highway Safety funds, activities undertaken by our safety partners as well as legislative changes that support our safety program goals.

The challenges we face in developing effective countermeasures require meticulous research, based on solid real-time data. The tragedies that occur on our highways provide insight as to how users of the state's transportation system interact with their environment, and with each other. Human behavior can be unpredictable at times, where complex arrays of sensory information are applied throughout a driver's decision-making process.

Advances in highway infrastructure and automobile safety design far outpace the progress made toward diminishing the risky behavior drivers are willing to demonstrate behind the wheel. Whether it is from alcohol impairment, aggression, distractions, lacking a driver's license, or something as simple as protecting oneself with a seat belt, the human element alone determines what level of risk is acceptable to them.

Unfortunately, far too often these decisions result in needless injury and death to either themselves or others. We are encouraged in knowing that nearly every one of these tragedies is preventable through progressive management of driver behavior. While no easy task, this Report offers evidence of how research and planning, along with strong partnerships in the application of available resources develop into the delivery of safety programs across the State of Wisconsin.

The Department of Transportation continually promotes traffic safety through enforcement, engineering and education. The effective delivery of the many programs described in this Report work to reduce the crashes, injuries and deaths along our state's transportation system.

Sincerely,

A handwritten signature in black ink, appearing to read "Daniel W. Lonsdorf".

Major Daniel W. Lonsdorf, Director
Bureau of Transportation Safety

WISCONSIN HIGHWAY SAFETY PROGRAM 2008 ANNUAL REPORT

FORWARD

The Wisconsin Highway Safety Program is administered by the Bureau of Transportation Safety (BOTS), which is within the Wisconsin State Patrol. The Wisconsin State Patrol is a Division of the Wisconsin Department of Transportation (WisDOT). The Secretary of Transportation, Frank Busalacchi, is the Governor's Highway Safety Representative and Major Daniel Lonsdorf, Director of BOTS, is the State Highway Safety Coordinator.

MISSION

The mission of the Bureau is the coordination of statewide behavioral highway safety programs, making effective use of all highway safety funds and other resources. To provide leadership, partnership, innovation, and program support for Wisconsin's traffic safety activists, professionals, and organizations to decrease crashes, deaths, and injuries on all of Wisconsin's roadways.

Highway Safety Planning and Administration functions are performed by state- and federal-funded Bureau of Transportation Safety staff, with the assistance of other safety professionals within WisDOT and throughout the state, in planning meetings and work groups. Planning and Administration functions overlap with Traffic Records functions, as well as with WisDOT planning; jointly they produce high-quality data-driven reports, fact sheets, and other publications including the Highway Safety Performance Plan as well as this document, which reports on the fiscal performance of the Bureau and its adherence to the Highway Safety Performance Plan.

FUNDS

More than \$19 Million of federal Highway Safety formula grant, incentive grant, and other penalty transfer funds were programmed during federal fiscal year 2008. These include:

- Section 402 State and Community Highway Safety Grant Funds
- Section 405 Occupant Protection Incentive Funds
- Section 408 Data Program Funds
- Section 410 Alcohol Incentive Funds
- Section 2010 Motorcycle Safety and Education Funds
- Section 2011 Child Passenger Safety Funds
- Section 403 Demonstration Grants
- Section 163 0.08 Per Se Alcohol Transfer Funds


The WisDOT is the designated state agency for managing \$350,000 USDOJ Office of Juvenile Justice Delinquency Prevention Program Enforcing Underage Drinking funds.



The Bureau of Transportation Safety also administers more than \$2 million in State of Wisconsin funds for required administrative match, transportation safety planning and policy analysis, pedestrian and bicycle safety, the Safe Rides, Pretrial Intensive Supervision, and the State Motorcycle Rider Education programs.

GOALS

Goals for this Federal Fiscal Year 2008 Annual Report are set and committed to in the 2008 Highway Safety Performance Plan. The goals of that document and results laid out in this document both use 2007 calendar year data.



PLANNING AND ADMINISTRATION PROGRAM PLAN

PLANNING & ADMINISTRATION PROGRAM PLAN

GOALS AND PERFORMANCE MEASURES

Administer the highway safety program described in the Federal Fiscal Year 2008 Highway Safety Performance Plan. Coordinate safety planning, activities, and resources with partners. Develop and manage budget and financial monitoring system. Develop and administer policies and procedures, and produce all required documents. Work to ensure that federal highway safety and related funds will be distributed into activities most likely to decrease the burden of crashes, deaths, and injuries on Wisconsin roadways; that activities will be administered following state and federal rules and guidelines. The effectiveness of funded and non-funded activities in meeting national, state, and priority program goals will be evaluated. Program evaluation results will be incorporated into future activity. Key priorities were:

- Produce timely, accurate, and complete plans and reports by December 2008.
- Administer planned activities by end of Federal Fiscal Year 2008.
- Incorporate budget liquidation plan into Highway Safety Plan planning process and spend down set-aside funds in a timely manner.
- Document financial management, program management.

PROGRAM MANAGEMENT

Planned Activities:

Assistant to Director, Program Supervisor, Program Assistant and student LTE support the Governor's Representative for Highway Safety and the State Highway Safety Coordinator in the planning and administration of Wisconsin's Highway Safety Program.

FUNDS	BUDGET ACCOUNT	PLANNED/OBLIGATED	EXPENDED
402	08-01-01-PA	\$335,000/\$341,000	\$245,931


State match: Wage and fringe for one and one half full-time administrative employees, two full-time planning employees, travel and training, office space, equipment, rent, data processing equipment, mailings, association memberships.

FUNDS	BUDGET ACCOUNT	PLANNED/OBLIGATED	EXPENDED
State	562	\$336,000/\$367,210	\$367,210

Accomplishments:

Produced all required documents and reports.

PLANNING and ADMINISTRATION – BUDGET SUMMARY					
ACCOUNT	FUND	PROGRAM ACTIVITY	PLANNED	OBLIGATED	EXPENDED
08-01-01-PA	402	Program Management	\$335,000	\$341,000	\$245,931
562	State	BOTS Planning	\$336,000	\$367,210	\$367,210
Program Total			\$671,000	\$708,210	\$613,141



OCCUPANT PROTECTION PROGRAM PLAN

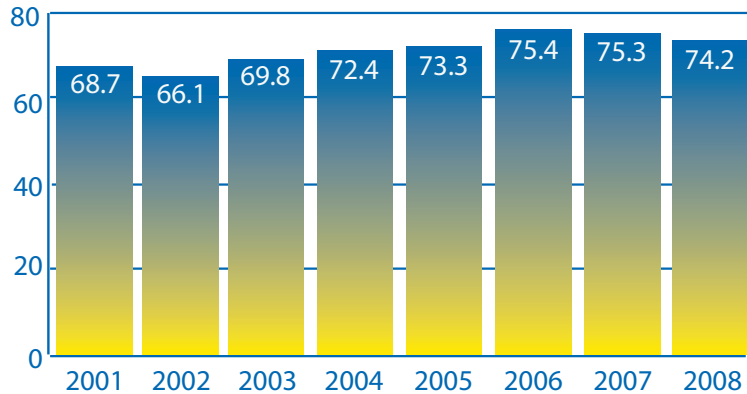
OCCUPANT PROTECTION PROGRAM PLAN

PERFORMANCE GOALS AND MEASURES

OBSERVED AVERAGE STATEWIDE SAFETY BELT USAGE 2001-2008

STATED GOAL: The Performance Goal described in the 2008 Highway Safety Performance Plan was to encourage consistent seat belt use and correct child passenger safety equipment use for all occupants of motor vehicles on Wisconsin roadways. More specifically, to increase statewide average seat belt use to 78% by 2008 and 81% by 2010.

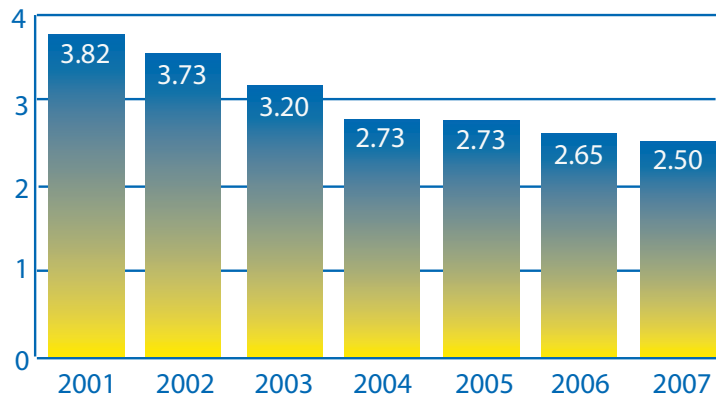
- 2000 baseline: 65.4% usage rate.
- 2008 status: 74.2% usage rate.



UNBELTED FATALITIES AND INCAPACITATING INJURIES/100M VMT

STATED GOAL: A key measure in the 2008 HSP used to evaluate progress was to reduce the number of unbelted fatalities and incapacitating injuries relative to VMT.

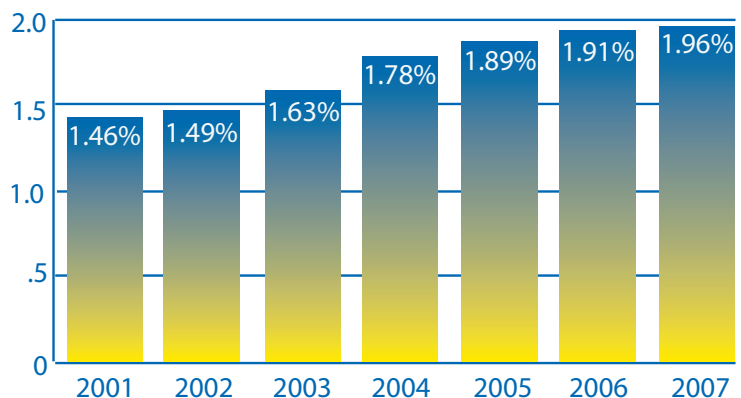
- 2001-05 baseline: 3.23/100M VMT of occupants killed or incapacitated who were not belted.
- 2007 status: 2.50/100M VMT of occupants killed or incapacitated who were not belted.



EJECTION RATES/FATAL AND INJURY CRASHES

STATED GOAL: reduce ejection rate in fatal and injury crashes to 1.41% in 2008 and 1.27% in 2010

- 2001-05 baseline: 1.65% ejection rate in fatal and injury crashes.
- 2007 status: 1.96 persons ejected or partially ejected.



OCCUPANT PROTECTION PROGRAM PLAN

PROGRAM MANAGEMENT

Planned Activities:

Coordinate, plan and manage the state occupant protection program.

FUNDS	BUDGET ACCOUNT	PLANNED/OBLIGATED	EXPENDED
402	08-02-01-OP	\$5,000/\$0	\$0
State		\$15,000	\$0

Accomplishments: BOTS has not been able to fill this position; as a result, other program managers and supervisors are picking up the duties.

REGULATION AND POLICY

Planned Activities:

Work with employers around the state to encourage safety belt use for their employees by making it a policy. Encourage law enforcement agencies that receive Federal Highway Safety program funds to develop and enforce an employee safety belt use policy. Encourage health providers to make questions about safety belt use a regular part of their health risk screening.

Accomplishments:

BOTS has incorporated language into the grant applications that the law enforcement agencies have a seat belt policy in place or plans to develop one. BOTS Law Enforcement Liaisons (LELs) encourage employers to get their employees to wear their seat belts when they are exhibiting at safety events. We were unable to reach out to health providers to determine whether safety belt use is part of regular health screening.

LAW ENFORCEMENT

Planned Activities:

Plan statewide participation, voluntary and overtime-funded enforcement for the national high-visibility "Click It or Ticket" Mobilization. Overtime Enforcement "Click It or Ticket" and Non-overtime Equipment Grants.

FUNDS	BUDGET ACCOUNT	PLANNED/OBLIGATED	EXPENDED
402	08-02-03-OP	\$525,000/\$84,000	\$82,605
405	08-02-08-K2	\$0/\$537,521	\$457,157

Accomplishments:

In Federal Fiscal Year (FFY) 2008, 40 targeted agencies received Click It Or Ticket (CIOT) grant funding. Rather than focus only on the National Mobilization as in past years, Agencies were required to do saturation patrols during each quarter of the FFY:

- First Quarter:** Booze and Belts December 10 – 16, 2007
- Second Quarter:** March 10 – 17, 2008 (St Patrick's Day)
- Third Quarter:** CIOT National Mobilization May 19 – June 1
- Fourth Quarter:** August 15 – September 1, 2008 (Alcohol Crackdown)

OCCUPANT PROTECTION PROGRAM PLAN

In addition, agencies were required to schedule a minimum of 50% of the hours of enforcement at night during each of the four (4) mandatory deployments, with a minimum of 4-hour shifts. For the purpose of this grant, the nighttime enforcement hours were scheduled between 9:00 p.m. – 4:30 a.m. This grant activity produced the following numbers:

- 1,234 Officers Deployed
- 5,919 hours of OT enforcement
- 1,598 Seatbelt Citations issued
- 165 OWI Citations issued
- 1,249 Speeding Citations issued
- 3,734 Written Warnings issued

CIOT MOBILIZATION

- Participating agencies-291
- 28,738 hours of enforcement
- 6,688 Seat belt citations issued
- 818 OWI citations issued
- 7051 speed citations issued

COMMUNICATION PROGRAM

Planned Activities:

Review and update information regarding child passenger safety, safety belt materials and other items in both Spanish and English. Create state-specific occupant protection message using CIOT and messages targeted at the teen driver. Duplicate print and video materials for distribution to the public. Review and update web-based information for accuracy and to reduce printing and duplication costs.

FUNDS	BUDGET ACCOUNT	PLANNED/OBLIGATED	EXPENDED
402	08-02-02-OP HSP	\$150,000/\$200,000	\$103,563
405	08-02-09-K2 PAID		

Plan and contract for Paid Media for “Click It or Ticket” Mobilization, and a sustained safety belt media campaign reflecting the safety belt message.

FUNDS	BUDGET ACCOUNT	PLANNED/OBLIGATED	EXPENDED
402	08-02-05-OP	\$750,000/\$750,000	\$542,00

Accomplishments:

The annual Memorial Day CIOT Mobilization media campaign was conducted using earned media from May 5-June 8, 2008. Two news conferences were held on the day the enforcement component started, with 88 additional TV stories, 6 additional radio interviews aired and 206 stories printed in newspapers around the state. The paid media was conducted from May 12-25. A total of 741 TV spots were paid, an additional 796 spots aired by the stations as value added. A total of 805 radio spots were paid, an additional 400 spots were aired by the stations as value added. Seat belt messages were heard and displayed at the Fox Cities stadium during the summer at baseball games and other events held at the stadium. A banner with a seat belt message was placed in all of the high school gymnasiums; all of the high school championship tournament programs & a message at each of the events were also displayed. An interview with the State Patrol Superintendent and PSAs are aired on the replays of high school games broadcast on a TV network. The contractor filming these events makes CDs, with safety messages incorporated into them, available for sale to the public.



OCCUPANT PROTECTION PROGRAM PLAN



A brand logo to identify “Zero in Wisconsin” was developed; an 18 minute branding video was completed; a draft campaign launch media buy plan was done and TV commercial/ cinema ads with revised scripts and revised spots were done. Other materials are being proposed as the campaign is developed. A kick-off event is being planned for early in 2009.

CHILD PASSENGER SAFETY

Planned Activities:

Support and Administer CPS Training.

FUNDS	BUDGET ACCOUNT	PLANNED/OBLIGATED	EXPENDED
2011	08-02-06-K3	\$50,000/\$123,000	\$119,347

Grants for child safety restraints.

FUNDS	BUDGET ACCOUNT	PLANNED/OBLIGATED	EXPENDED
2011	08-02-07-K3	\$50,000/\$105,773	\$89,294

Accomplishments:

The WI Information Network for Safety (WINS) coordinated twelve certification-training classes with 179 new technicians certified, nine new Senior Checkers, two certified Instructors and three new Lead Instructors because of these sessions. Over 3,400 calls were taken or placed asking questions about child safety. WINS managed the child safety grants with local agencies. Twenty-nine grants for child safety seats and three grants for start up of a fitting station were awarded. A curriculum for training law enforcement in child safety seats was started, but was not completed. Grants for fitting stations, child safety seats and CPS outreach and public information were funded. In 2008, 1,385 child safety seats were distributed to low-income families.

OUTREACH PROGRAM

Planned Activities:

Convincer support for maintenance and upkeep, travel and 0.5 LTE.

FUNDS	BUDGET ACCOUNT	PLANNED/OBLIGATED	EXPENDED
402	08-02-02-OP	\$40,000/\$40,000	\$22,443

Grants to communities for new fitting stations and child safety restraints for qualified low-income families.

FUNDS	BUDGET ACCOUNT	PLANNED/OBLIGATED	EXPENDED
405	08-02-08-OP	\$350,000/\$0	\$0

OCCUPANT PROTECTION PROGRAM PLAN

Contract for CPS Outreach and Education, development of new CPS materials to reflect law changes.

FUNDS	BUDGET ACCOUNT	PLANNED/OBLIGATED	EXPENDED
405	08-02-08-OP HSP	\$300,000/\$100,000	\$27,424
2011	08-02-08-K3 PAID		

CPS training for law enforcement agencies and judges.

FUNDS	BUDGET ACCOUNT	PLANNED/OBLIGATED	EXPENDED
405	08-02-08-OP	\$75,000/\$0	\$0

Youth safety belt initiatives.

FUNDS	BUDGET ACCOUNT	PLANNED/OBLIGATED	EXPENDED
405	08-02-08-OP	\$250,000/\$0	\$0

Accomplishments:

The Rollover Convincer was demonstrated at 34 different locations and viewed by over 19,000 people. Child passenger materials were duplicated for distribution to the public. Training for law enforcement and judges was not conducted, we have begun developing a new curriculum.

DATA AND PROGRAM EVALUATION

Planned Activities:

Contract for CIOT Mobilization Pre/Post Observational Surveys to include April/May/June Observational Surveys.

FUNDS	BUDGET ACCOUNT	PLANNED/OBLIGATED	EXPENDED
402	08-02-04-OP	\$135,000/\$137,218	\$127,781

Contract for CIOT Knowledge, Attitude, and Behavior (KAB) Surveys to include April/May/June/November telephone surveys to evaluate the effectiveness of paid media. Contract for DMV survey analysis to support CIOT evaluations.

FUNDS	BUDGET ACCOUNT	PLANNED/OBLIGATED	EXPENDED
402	08-02-04-OP	\$115,000/\$28,819	\$28,819

Accomplishments:


UW-Whitewater conducted the 2008 statewide observational seat belt survey. Seat belt usage was reported at 74.2%, a slight decrease from 2007.

OCCUPANT PROTECTION PROGRAM PLAN

UW-Milwaukee was contracted to do the pre- and post-phone surveys for the CIOT, the Alcohol Crack-down, and the analysis for the DMV surveys. A minimum of 400 phone surveys were completed for each. Some of the results are:

- 78% self reported wearing their seat belt all of the time.
- 94% in pre & 93% in post survey are aware that WI has a seat belt law
- 63% in both agree that it is important for law enforcement to enforce the law
- 12% in pre & 30% in post survey had seen or heard of special effort by law enforcement
- Awareness of enforcement was highest in 18-34 yr old (40%) & 45-54 yr old (43%)
- The most popular source for having heard about enhanced enforcement was TV, then radio.
- There was an increase in having seen or heard of seat belt messages (70% to 80%)
- Awareness of CIOT message increased from 69% to 79%

OCCUPANT PROTECTION – BUDGET SUMMARY					
ACCOUNT	FUND	PROGRAM ACTIVITY	PLANNED	OBLIGATED	EXPENDED
08-02-01-OP	402	Program Management	\$5,000	\$0	\$0
	State	Program Management	\$15,000	\$0	\$0
08-02-02-OP	402	PI&E	\$150,000	\$0	\$0
08-02-03-OP	402	Enforcement-CIOT	\$525,000	\$84,000	\$82,605
08-02-04-OP	402	Evaluation - Surveys	\$250,000	\$166,037	\$156,600
08-02-02-OP	402	Community Activities, Convincer/PI&E	\$40,000	\$40,000	\$22,443
08-02-05-PM	402PM	CIOT Paid Media	\$750,000	\$750,000	\$542,000
08-02-06-K3	2011	Booster Education	\$50,000	\$223,000	\$146,770
08-02-07-K3	2011	Child Passenger Safety	\$50,000	\$105,773	\$89,294
08-02-08-K2	405	Section 405 OP Incentive	\$975,000	\$557,521	\$457,157
08-02-09-K2	405	PI&E	\$0	\$200,000	\$103,563
		Total 402OP	\$970,000	\$290,037	\$261,648
		Total 402PM	\$750,000	\$750,000	\$542,000
		Total 2011	\$100,000	\$328,773	\$236,064
		Total 405	\$975,000	\$757,521	\$560,720
		Total State	\$15,000	\$0	\$0
Program Total			\$2,810,000	\$2,126,331	\$1,600,432



IMPAIRED DRIVING PROGRAM PLAN

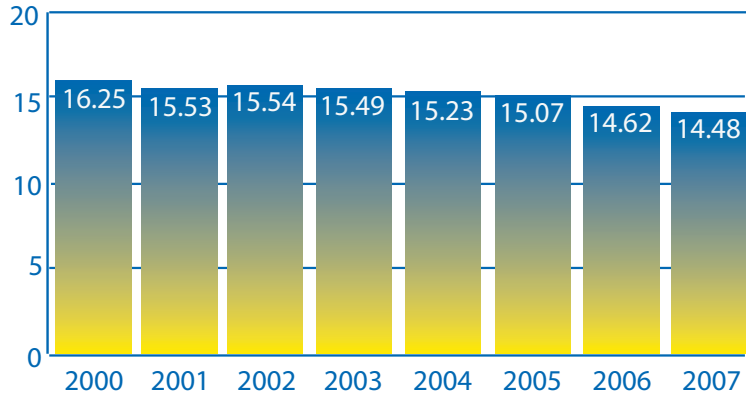
IMPAIRED DRIVING PROGRAM PLAN

PERFORMANCE GOALS AND MEASURES

ALCOHOL/DRUG RELATED CRASHES/100M VMT 2000-2007

STATED GOAL: Decrease the ratio of alcohol and drug related motor vehicle crashes relative to 100M VMT to 13.74 crashes for 2008 and 12.40 crashes for 2010.

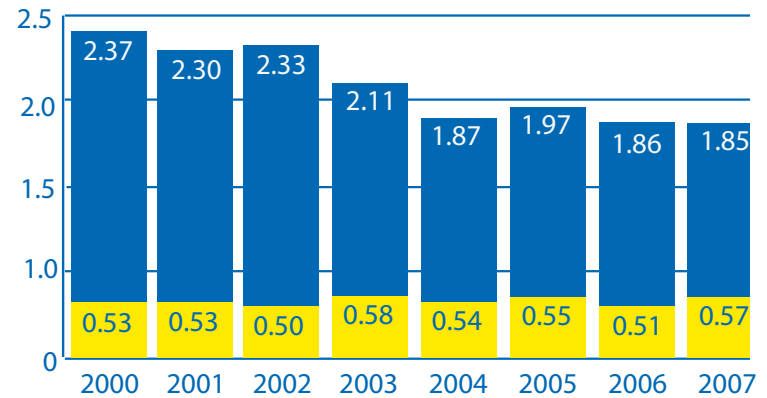
- 2002-2006 baseline: 15.19 alcohol/drug related crashes relative to 100M VMT.
- 2007 status: 14.48 alcohol/drug related crashes relative to 100M VMT.



ALCOHOL RELATED FATALITIES & 'A' INJURIES PER 100M VMT

STATED GOAL: Decrease the ratio of alcohol related motor vehicle injuries resulting in a fatal or incapacitating ('A') injury per 100M VMT to 2.31 by 2008 and 2.09 by 2010.

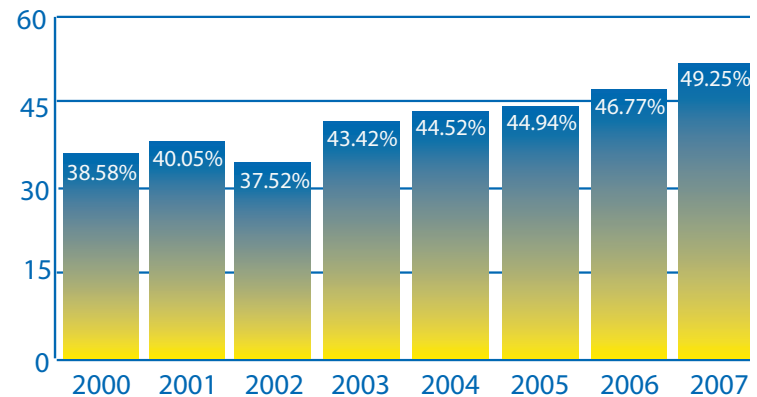
- 2002-2006 baseline: 2.56 alcohol related fatal or 'A' injury per 100M VMT.
- 2007 status: 2.42 alcohol related fatal or 'A' injuries per 100M VMT.



ALCOHOL/DRUG RELATED FATALITIES AS % OF ALL FATALITIES 2000-2007

STATED GOAL: The final measure is to decrease the proportion of alcohol/drug related fatalities relative to total fatal fatalities in the state to 39.12% in 2008 and 35.31% in 2010.

- 2002-2006 baseline: 43.3% of total fatalities alcohol/drug related.
- 2007 status: 49.3% of total fatalities alcohol/drug related.



IMPAIRED DRIVING PROGRAM PLAN

PROGRAM MANAGEMENT

Planned Activities:

Alcohol and Youth Alcohol Program Managers coordinate, plan, and manage the state Impaired Driving programs with the assistance of a half-time employee.

FUNDS	BUDGET ACCOUNT	PLANNED/OBLIGATED	EXPENDED
402	08-03-01-AL	\$180,000/\$180,000	\$170,213

Alcohol Program Advisory Committee

FUNDS	BUDGET ACCOUNT	PLANNED/OBLIGATED	EXPENDED
402	08-03-01-AL	\$5,000/\$5,000	\$1,974

OWI Summit: In partnership with UW Resource Center and MADD.

FUNDS	BUDGET ACCOUNT	PLANNED/OBLIGATED	EXPENDED
410	08-41-01-K8	\$30,000/\$0	\$0

Accomplishments:

Coordinated application and acquisition of 410 alcohol funding. Developed, managed, and monitored alcohol grants using 402 and 410 funding as outlined in the 2008 Highway Safety Performance Plan. Solicited ideas and assisted in coordinating grants and alcohol programs in conjunction with other program managers and partners. Aside from our normal collaboration efforts with outside partners, the Bureau hosted two formal information gathering sessions to solicit input from interested partners and stakeholders. Input was solicited as part of the planning process for the 2009 Highway Safety Performance Plan.

Served on committees including Governor's Council on Highway Safety Subcommittee as support staff, AODA grant reviewer for State Department of Public Instruction, State Council on Alcohol and Other Drug Abuse as WisDOT member, Middleton Town Hall Forum on impaired driving, and Verona Area High School as a parent and professional representative. Attended annual Prosecutors Conference on Impaired Driving, and the Impaired Driving Conference both conducted by UW Madison Law School. Attended NHTSA Program Management and NHTSA Alcohol Program Management in Oklahoma; attended other seminars and workshops such as Capacity Building for Coalitions. We did not hold the OWI Summit this FFY, choosing to wait until there is more timely information to share regarding best practices and outcome of numerous efforts described in the above areas.

The Governor's Council Subcommittee on Impaired Driving has been meeting since January 2008 to discuss various strategies to combat impaired driving. The range of possible recommendations to the Governor's Council on Highway Safety have included the areas of Ignition Interlock law changes, enforcement enhancements, penalty enhancements, and community/grassroots efforts. The subcommittee will make final recommendations in 2009.

Wisconsin participated in a Special Management Review as part of NHTSA's request to review the programs, funding, and progress being made. Using recommendations to further enhance programs.

IMPAIRED DRIVING PROGRAM PLAN

PREVENTION

Planned Activities:

Promote responsible alcohol service by establishing a relationship with the hospitality industry.

FUNDS	BUDGET ACCOUNT	PLANNED/OBLIGATED	EXPENDED
402	08-03-03-AL	\$25,000/\$0	\$0

Collaborate with MADD and other organizations to improve working relationships among law enforcement, prosecutors, judges, and the criminal justice system.

FUNDS	BUDGET ACCOUNT	PLANNED/OBLIGATED	EXPENDED
402	08-03-02-AL	\$65,000/\$65,000	\$45,936

Develop relationships with organizations and businesses to discuss the impact on employers who employ staff with drinking problems especially as it relates to driving, missed work time, and health and societal costs.

FUNDS	BUDGET ACCOUNT	PLANNED/OBLIGATED	EXPENDED
402	08-03-03-AL	\$25,000/\$0	\$0

Provide access to up-to-date educational materials and current data to the public.

FUNDS	BUDGET ACCOUNT	PLANNED/OBLIGATED	EXPENDED
410	08-41-02-K8	\$200,000/\$0	\$0

Accomplishments:

Made initial contact with the hospitality/restaurant industry; timing was insufficient for developing significant partnerships. However, representatives from the industry were invited and participated on the Governor's Council on Highway Safety Subcommittee and our formal meetings soliciting input in our planning process.

A grant was provided to MADD WI to strengthen relationships within community organizations, law enforcement, and criminal justice systems. As part of the grant MADD hosted its first annual awards ceremony in September. 25 agencies and individuals received recognition for outstanding service in the impaired driving area. MADD conducted statewide training program "Saving Lives, Saving Futures", in conjunction with the UW Resource Center on Impaired Driving, provided incentives for agencies and individuals who demonstrated exemplary work in impaired driving, and shared and promoted exemplary enforcement programs.



Several meetings were held with the Wisconsin Council of Safety and OSHA discussing the costs and dangers of drinking, driving, and lost employment time. No agreement was reached about how to successfully implement a program for employers and the costs incurred to them as a result of impaired driving.

IMPAIRED DRIVING PROGRAM PLAN

PROMOTE TRANSPORTATION ALTERNATIVES

Planned Activities:

Road Crew community-based, business-based ride service. Expansion into six rural communities.

FUNDS	BUDGET ACCOUNT	PLANNED/OBLIGATED	EXPENDED
402	08-03-03-AL	\$240,000/\$44,064	\$18,063

Tavern League Safe Ride Program

FUNDS	BUDGET ACCOUNT	PLANNED/OBLIGATED	EXPENDED
State	531	\$170,097/\$325,043	\$142,668

Work with communities to develop a plan where patrons can safely get back home after attending summer events.

FUNDS	BUDGET ACCOUNT	PLANNED/OBLIGATED	EXPENDED
402/410	08-03-03-AL HSP	\$25,000	\$13,452
	08-41-02-K8 PAID	\$14,101	

Accomplishments:

Road Crew programs are all self-sustaining in several communities and are using funds other than NHTSA funds. The intent for Federal fiscal year 2008, was to get an additional six communities into the Road Crew program, but that did not occur due to insufficient commitment from several communities that initially showed some interest and the contract with MassComm consultants, ended.

As an alternative, to Road Crew, "Pub Pilots" was established in the Wisconsin Rapids area using NHTSA funding. This program offers free rides home to bar patrons if the local taxi service is no longer available. The program provided 301 rides for the first three months of operation to 525 passengers in 141 hours of operation. Over 2,700 vehicle miles were traveled.

BOTS continues to collaborate with the Wisconsin Tavern League using state funds for the Safe Ride program. Safe Ride gave 45,562 rides to people who may have felt impaired.

BOTS worked with four communities (Mishicot, Horicon, Mazomanie, and Dane) to provide alternative transportation options and promotional materials at festivals and beer tents. We hope to expand this effort in the coming years.

IMPAIRED DRIVING PROGRAM PLAN

CONDUCT COMMUNITY-BASED PROGRAMS

Planned Activities:

Establish four Diverse Community and Young Adult alcohol driving programs located in communities with diverse populations. (\$250,000 was put into 08-41-03 K8 and expended for equipment in Milwaukee Co).

FUNDS	BUDGET ACCOUNT	PLANNED/OBLIGATED	EXPENDED
410	08-41-09-K8	\$425,000/\$0	\$0

Pay training costs for state and local advocates and professionals to attend impaired driving and youth high-risk driving training.

FUNDS	BUDGET ACCOUNT	PLANNED/OBLIGATED	EXPENDED
410	08-41-06-K8	\$50,000/\$1,338	\$1,312

Accomplishments:

Initial contacts were made with the Latino Chamber of Commerce, Camara de Comercio Latino, AA Chamber of Greater Milwaukee, United Refugee Services of Wisconsin, the Wisconsin Department of Public Instruction, and Centro Hispano. Dialogue has been promising and will continue, but to date has not resulted in any funded grant program.

ENFORCEMENT

Planned Activities:

Plan statewide participation, encourage voluntary participation and provide overtime funding for enforcement crackdowns. Encourage agencies to make OWI a priority by writing citations, sponsoring media events, and working overtime in geographical areas where impaired driving crash frequency and severity dictate. Overtime and equipment funding for high-visibility sustained "Alcohol Saturation Patrols." Provide guidance to agencies on how to properly execute saturation patrols.

FUNDS	BUDGET ACCOUNT	PLANNED/OBLIGATED	EXPENDED
402	08-03-04-AL	\$300,000/\$94,000	\$79,230
410	08-41-03-K8	\$825,000/\$1,085,878	\$1,032,009

Coordinate the partnership with Department of Justice relative to Standardized Field Sobriety Testing (SFST).

FUNDS	BUDGET ACCOUNT	PLANNED/OBLIGATED	EXPENDED
410	08-41-04-K8	\$125,000/\$120,000	\$22,797

DRE (Drug Recognition Expert) and SFST 8 Hour Drug Block Training. DRE Program Oversight Committee support. Consultant fee and/or LTE position – LEL, travel materials and DP equipment.

FUNDS	BUDGET ACCOUNT	PLANNED/OBLIGATED	EXPENDED
410	08-41-05-K8	\$55,000/\$50,000	\$48,936

IMPAIRED DRIVING PROGRAM PLAN

Pay costs for training related to Drug Impaired Training for Education Professionals (DITEP).

FUNDS	BUDGET ACCOUNT	PLANNED/OBLIGATED	EXPENDED
410	08-41-05-K8	\$20,000/\$20,000	\$17,255

Provide equipment for non-funded agencies conducting overtime enforcement during Mobilization and Crackdown.

FUNDS	BUDGET ACCOUNT	PLANNED/OBLIGATED	EXPENDED
402	08-03-04-AL	\$150,000/\$28,000	\$20,000

Accomplishments:

In Federal Fiscal Year 2008, 58 targeted agencies received OWI grant funding. Agencies were required to participate in both the National CIOT Mobilization and the National Drunk Driving Over the Limit Under Arrest alcohol crackdown. In addition to participation in those two events, agencies were required to do monthly deployments upon grant approval, and at least one High Visibility Enforcement (HVE) deployments per quarter – including media. This grant activity produced the following numbers:

Crackdown Information

- 2,696 officers deployed
- 11,576 hours of overtime enforcement
- 1,110 OWI citations issued
- 1,413 seatbelt citations issued
- 2,695 speeding citations issued
- 5,389 written warnings issued
- 250 Reporting Agencies
- 23,499 hours of enforcement
- 1,073 OWI citations issued
- 1,466 seat belt citations issued
- 5,288 speeding citations issued

Unfunded agencies also participated in the Drunk Driving, Over the Limit, Under Arrest, crackdown that included 147 agencies reporting with 13,420 hours of enforcement with 12,106 traffic stops and 13,142 citations and written warnings. From those stops there were 525 OWI arrests and 2,470 speeding tickets issued. Unfunded agencies are eligible for drawings for traffic equipment grants but do not receive enforcement overtime funding.

Wisconsin also conducted its own pre-holiday initiative, Booze and Belts, from December 10th to December 16th, 2007. A total of 118 unfunded agencies participated resulting in 5,168 hours of enforcement with 5,084 traffic stops and 6,434 citations and written warnings. From those stops, there were 199 OWI and 865 speeding tickets issued.

SFST Program - Memorandum of Understanding between DOT/BOTS and the Department of Justice has contributed to a successful SFST Program in the State of Wisconsin. Wisconsin Police Academies and Technical Colleges have a good working relationship with DOT/BOTS. Program instructors are work with established policies and procedures. No DRE School recruit class was scheduled for the fiscal year. We are working with the DRE Regional Coordinator to assure certification of present DRE's. The DITEP Program is very successful; we continue to work with Department of Public Instruction (DPI) to provide training at the Wisconsin CESA level. The UW Law School continues to conduct the Legal Updates – very well attended by SFST and DRE instructors. BOTS continued to provide funding to state and local advocates and professionals to attend local and national leadership trainings.

IMPAIRED DRIVING PROGRAM PLAN

PUBLICIZE HIGH VISIBILITY ENFORCEMENT

Planned Activities:

Plan and contract for Paid Media for the new national Labor Day Alcohol Crackdown theme.

FUNDS	BUDGET ACCOUNT	PLANNED/OBLIGATED	EXPENDED
402PM	08-03-06-PM	\$250,000/\$0	\$0
410PM	08-41-11-PM	\$250,000/\$300,000	\$253,358

Accomplishments:

The annual Labor Day Crackdown media campaign was conducted using earned media from August 4th through September 7th. The paid media was conducted from August 13th through August 31st. A total of 299 TV spots were paid, an additional 535 spots aired by the stations as value added. A total of 1,052 radio spots were paid, an additional 859 spots were aired by the stations as value added. One news conference was held to kick-off the Labor Day Crackdown, with 31 additional TV stories, and 8 additional radio interviews aired and 189 stories printed in newspapers around the state.

PROSECUTION

Planned Activities:

UW Law School Resource Center on Impaired Driving partnership.

Regional training programs for prosecutors and judges are developed by the TSRP (Traffic Safety Resource Prosecutor) using NHTSA courses.

FUNDS	BUDGET ACCOUNT	PLANNED/OBLIGATED	EXPENDED
410	08-41-07-K8	\$216,000/\$215,970	\$191,963

Accomplishments:

Conducted 14 legal clinics throughout the state of Wisconsin to 702 professionals. Conducted two annual conferences: 9th Annual Prosecutors Conference including 73 attending mainly from the criminal justice system. A total of 114 people attended the 14th annual Traffic and Impaired Driving Conference, with 24 speakers. Circuit Court Judge Traffic Law program training was conducted in conjunction with the Office of Judicial Education including drunk and drugged driving, SFST, speed and accident reconstruction. Protecting Lives, Saving Futures course was held May 28-30, 2008 for 15 prosecutors. The training was held to kick off the MADD Traffic Safety Professional Recognition program with scholarships offered through BOTS.

The staff also developed and disseminated the quarterly Traffic Beat newsletter focusing on relevant traffic safety topics and provided technical assistance to requests through a web site, email or a toll free phone number.

ADJUDICATION

Planned Activities:

OWI Drug Courts – Three-year contract that demonstrates the effectiveness and cost effectiveness of an OWI Treatment Court in reducing recidivism, OWI citations, and OWI crashes, injuries, and deaths.

FUNDS	BUDGET ACCOUNT	PLANNED/OBLIGATED	EXPENDED
410	08-41-08 HSP	\$385,000/\$161,748	\$153,152
	08-41-05-K8 PAID		

IMPAIRED DRIVING PROGRAM PLAN

Accomplishments:

The second year of the demonstration grant was completed. An evaluation that included program development, the process evaluation, participant and exit interviews, and data analysis was completed. There have been 571 convicted drunk drivers in the program. When comparing pre and post OWI convictions, all OWI offenses have been reduced since the court began with first offenses decreasing by 14%; second offenses by 14%; third offenses by 12%; fourth offenses by 5% and fifth or higher by 23%. Offenders were sentenced to serve 5,131 days in jail for OWI with offenders actually serving 164 days, which were served as sanctions for violations of the program.

COMMUNICATION PROGRAM

Planned Activities:

Develop statewide public information and education campaign to reduce OWI problem.

FUNDS	BUDGET ACCOUNT	PLANNED/OBLIGATED	EXPENDED
402	08-03-02-AL	\$100,000/\$0	\$0
410	08-41-02-K8	\$0/\$150,000	\$6,100

Organize and coordinate different private sector collaborations such as advocacy groups, insurance carriers, automotive industries, and the alcohol beverage industry to start developing a plan on how to make safer communities through enforcement, education and agreeing that it is a priority.

FUNDS	BUDGET ACCOUNT	PLANNED/OBLIGATED	EXPENDED
410	08-41-02-K8	\$100,000/\$0	\$0

Accomplishments:

Dubs of videos and tapes were made for TV and radio stations for the paid media ads and a print ad for the Crackdown was placed. Staples Marketing was awarded a contract to develop "Zero In WI" campaign materials in the upcoming year.

ALCOHOL AND OTHER DRUG MISUSE: SCREENING, ASSESSMENT, TREATMENT, AND REHABILITATION

Planned Activities:

Intervention Outreach: In partnership with medical communities, collaborate to increase visibility of longer-term health issues due to OWI crashes and injuries. Develop information through various media to encourage the public to speak with community health advocates about drinking issues. Educate medical staff in Emergency and Urgent Care centers about the benefits of early alcohol intervention.

FUNDS	BUDGET ACCOUNT	PLANNED/OBLIGATED	EXPENDED
410	08-41-02-K8	\$20,000/\$20,000	\$16,406

ISP (Intensive Supervision Programs): This is a pretrial court intervention program designed to monitor, supervise and connect the repeat OWI offender with assessment and treatment.

FUNDS	BUDGET ACCOUNT	PLANNED/OBLIGATED	EXPENDED
410	08-41-08-K8	\$100,000/\$0	\$0
568	08-51-01-50	\$779,400/\$767,919	\$493,209

IMPAIRED DRIVING PROGRAM PLAN

Accomplishments:

Accomplishments:

Conducted a “Train the Trainer” conference for healthcare professionals at Level I & II Trauma Centers in September 2008. State-of-the-art research was put into practice by disseminating Alcohol Screening and Brief Intervention (SBI) for trauma patients across the state of Wisconsin.

Eleven counties continued with state provided funding for the ISP programs. Two new counties were added to the ISP program including Price and Sawyer counties. Progress was made in the planning stages of a statewide risk assessment tool for all agencies. Formal policies and procedures were developed to bring more uniformity, and increased efficiencies within the ISP program.

PROGRAM EVALUATION AND DATA

Planned Activities:

Consultant fees and contractual service to provide baseline and post-mobilization information about public attitudes and behaviors with regard to impaired driving and the enforcement of impaired driving laws.

FUNDS	BUDGET ACCOUNT	PLANNED/OBLIGATED	EXPENDED
410	08-03-05-AL	\$35,000/\$28,819	\$28,819

Consultant fee and contractual services to develop and analyze a survey instrument to provide baseline regarding drug impaired drivers.

FUNDS	BUDGET ACCOUNT	PLANNED/OBLIGATED	EXPENDED
402	08-03-05-AL	\$35,000/\$0	\$0

Evaluate the Safe Ride program. Develop core components used to evaluate the Intensive Supervision Programs. Determine the number and characteristics of first and repeat offenders convicted under s. 346.63(1)(b), with an AC of 0.08 to 0.099. OWI Court Evaluation.

Accomplishments:

UW Milwaukee completed the 2008 phone survey and analysis of the DMV Survey measuring pre and post mobilization awareness. The summary is being finalized and will be available upon completion.


An OWI Court evaluation was conducted on the LaCrosse OWI Drug Court.

Reviewed process of public information evaluation; started the request for proposal process but was put on hold to determine if the dollars being proposed would be sufficient to conduct this evaluation.

NOTABLE ACTIVITIES

This fall, the Milwaukee Journal Sentinel had a series of articles on Wisconsin and drunk driving. Included in the articles were statistics about how bad the problem really is and how the culture of drinking and driving is widely accepted across the state. There were also details about Milwaukee and a map of where fatal crashes involving alcohol have occurred within the metropolitan areas. This series of articles has not only raised awareness across the state and has been referenced by many coalitions, advocates and others to show there is a very serious problem in the state.

IMPAIRED DRIVING – BUDGET SUMMARY					
ACCOUNT	FUND	PROGRAM ACTIVITY	PLANNED	OBLIGATED	EXPENDED
08-03-01-AL	402	Program Management/Delivery	\$185,000	\$185,000	\$172,187
08-03-02-AL	402	PI&E – 402 Funded	\$165,000	\$65,000	\$45,936
08-03-03-AL	402	Community Activities	\$315,000	\$44,064	\$18,063
08-03-04-AL	402	Enforcement	\$300,000	\$94,000	\$79,230
	402	Enforcement - Unfunded Agencies	\$150,000	\$28,000	\$20,000
08-03-05-AL	402	Evaluation - Surveys	\$70,000	\$228,819	\$28,819
08-03-06-PM	402PM	Paid Media	\$250,000	\$0	\$0
08-41-01-K8	410	OWI Summit	\$30,000	\$0	\$0
08-41-02-K8	410	PI&E/Intervention Outreach	\$320,000	\$184,101	\$35,958
08-41-03-K8	410	Crackdown/Saturation Patrol	\$825,000	\$1,085,878	\$1,020,621
08-41-04-K8	410	SFST Training	\$120,000	\$120,000	\$22,797
	410	SFST Advisory	\$5,000	\$0	\$0
08-41-05-K8	410	Drug Program Support	\$50,000	\$50,000	\$48,936
	410	DRE Advisory	\$5,000	\$0	\$0
	410	DRE, DITEP Training	\$20,000	\$20,000	\$17,255
		OWI Drug Courts	\$0	\$161,748	\$153,152
08-41-06-K8	410	Advocate Training Travel	\$50,000	\$1,338	\$1,312
08-41-07-K8	410	UW LS RCID	\$216,000	\$215,970	\$191,963
08-41-08-K8	410	OWI Drug Courts	\$385,000	\$0	\$0
		Intensive Supervision	\$100,000	\$0	\$0
08-41-09-K8	410	Diverse Communities	\$175,000	\$0	\$0
08-41-011-K8	410PM	Paid Media	\$250,000	\$300,000	\$253,358
State	568	Pre-Trial Intervention Comm. Project	\$779,400	\$767,919	\$493,209
State	531	Tavern League Safe Ride Program	\$170,097	\$325,043	\$142,668
		Total 402	\$1,435,000	\$444,883	\$364,235
		Total 410	\$2,551,000	\$2,139,035	\$1,756,740
		Total State	\$949,497	\$1,092,962	\$635,877
Program Total			\$4,935,497	\$3,676,880	\$2,756,852

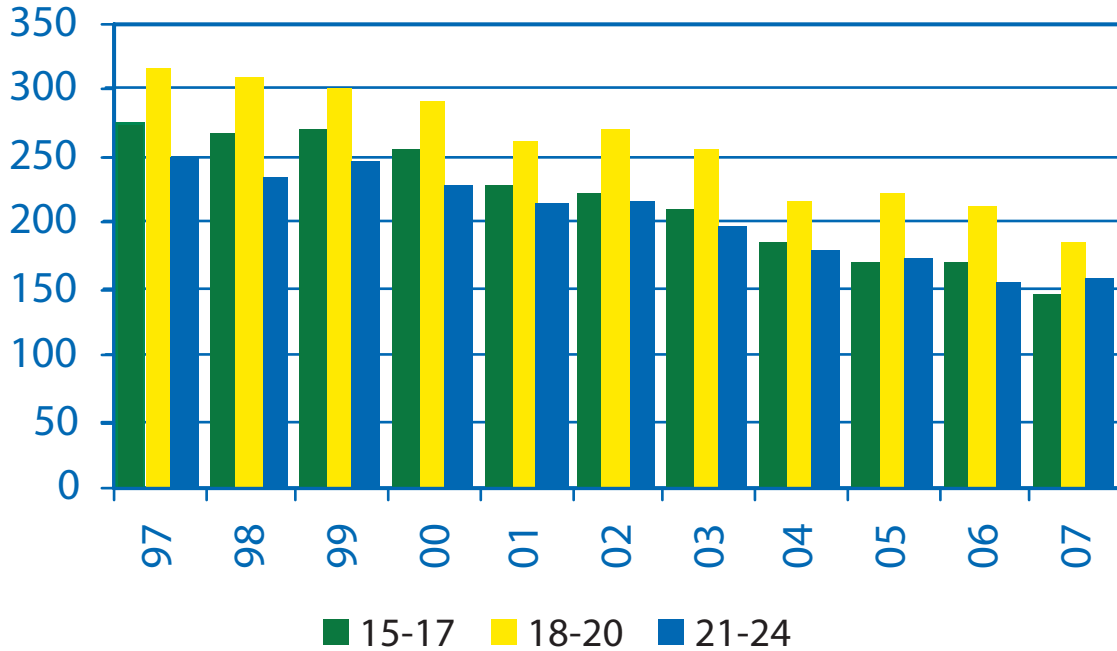


YOUTH ALCOHOL & ENFORCING UNDERAGE DRINKING LAWS (EUDL) PROGRAM PLAN

YOUTH ALCOHOL & EUDL PROGRAM PLAN

PERFORMANCE GOALS AND MEASURES

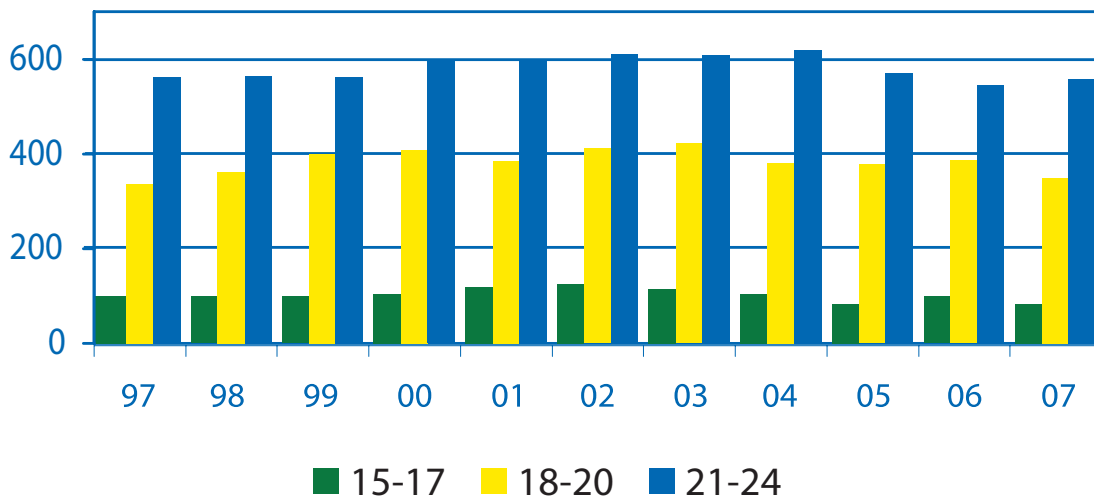
KILLED OR INCAPACITATED OCCUPANTS IN MV CRASHES 1197-2007 BY AGE GROUP/100K POPULATION



Stated Goal: Decrease the number of 15 to 24 year old occupants killed and incapacitated in motor vehicle crashes (weighted by population) to 206.97/100K pop. in 2008 and 186.79/100K pop. in 2010.
2001-05 baseline: 241.40/100K pop. 15-24 year old occupants killed or incapacitated in crashes.
2007 status: 194.11/100K pop. 15-24 year old occupants killed or incapacitated in crashes.

Stated Goal: 15 to 24 year old drivers in crashes involving alcohol (weighted by population will decrease to 345.26/100K pop. by 2008 and to 311.60/100K pop. by 2010.
2001-05 baseline: 402.70/100K pop. 15-24 year olds in crashes involving alcohol.
2007 status: 363.51/100K pop.

ALCOHOL RELATED CRASHES BY AGE GROUP



Stated Goal: Work to establish compliance check baselines.

Stated Goal: Issued 2,226 citations to underage people in 2008 – a 50% increase.

YOUTH ALCOHOL & EUDL PROGRAM PLAN

PROGRAM MANAGEMENT

Planned Activities:

Coordinate, plan, and manage the state Youth Alcohol (YA) and Enforcing Underage Drinking Laws (EUDL) program. This Program Manager is accounted for in the Impaired Driving section.

Accomplishments:

Planned and managed the Impaired Driving YA and the EUDL Programs. Worked with Department of Public Instruction (DPI); Department of Health and Family Services (DHFS) and the Wisconsin Clearinghouse to strengthen and enhance volunteer agency participation; increase community program involvement to expand impaired driving/underage drinking activities and efforts at the local level. This section is included in the Impaired Driving Program Plan.

LAW ENFORCEMENT

Planned Activities:

Enforcement CARD/Compliance Check Program. Wisconsin has implemented compliance check programs statewide as a part of its youth enforcement OJJDP Program strategy.

FUNDS	BUDGET ACCOUNT	PLANNED/OBLIGATED	EXPENDED
410	08-41-03-K8	\$150,000/\$0	\$0
EUDL	08-44-02-JX	\$235,000/\$298,347	\$283,003

Accomplishments:

Grant funding provided to 23 enforcement/community programs.

Program Stats: Wisconsin enforcement agencies issued 2,226 underage drinking citations (50% increase in citations issued in 2006) and 553 underage warnings in 2008. Law enforcement agencies in Wisconsin logged a total of 5,712 hours in the 2008 CARD Program. Some examples of successes are:

- The City of La Crosse Police Department.
- Buffalo County Sheriff Department Grant
- Columbia County Sheriff Department Grant

OUTREACH PROGRAMS

Planned Activities:

Alternatives to drugs and alcohol: speakers, materials, etc. Coordinate efforts with Department of Public Instruction (DPI) and Department of Health and Family Services (DHFS) to enhance programs. Social Norms Marketing: Support effective programs/activities at the post-secondary level that are aimed at reducing impaired driving. Community Programs – Research findings suggest a comprehensive and multifaceted approach that includes all community members.

These programs will be active partners during the statewide participation, encourage voluntary participation for the high-visibility Labor Day alcohol enforcement crackdown and during the high-visibility sustained “Alcohol Saturation Patrols.”

FUNDS	BUDGET ACCOUNT	PLANNED/OBLIGATED	EXPENDED
410	08-41-02-K8	\$100,000/\$68,700	\$59,363
410	08-41-09-K8	\$200,000/\$72,280	\$67,965

YOUTH ALCOHOL & EUDL PROGRAM PLAN

Accomplishments:

We continue to work with the University of Wisconsin System Administration (all UW campuses), Wisconsin Technical Colleges, and private Wisconsin colleges to combat underage drinking on their campuses. All campuses completed their review of their campus existing AODA policies and procedures. They were all reviewed by the Center for College Health and Safety and recommendations given to each campus. Mini-grants were awarded to campuses and many recommendations are being implemented. A brief summary of some campus activities:

- UW-Whitewater: Drunk driving prevention campaign. Presentation and survey.
- UW-Stout: With Dunn County court system offered Alcohol Awareness classes to students who received underage drinking citations.
- UW-RF: Greater student and staff involvement in prevention related campus activities. Online intervention program established for first time underage offenders.
- UW-Platteville: Worked with Introduction to Marketing class to develop a Social Norming Campaign to address the misperceptions of peer drinking habits. And develop a new slogan: "I don't need to be under the influence, I want to be a positive influence."
- UW-Parkside: Address alcohol education with two target audiences on the campus: freshman and athletes. Speakers were invited to discuss consequences of alcohol abuse.
- UW-La Crosse: Phase V grant funding created marketing campaigns. They purchased BAC Zone cards. Worked with the incoming freshman classes on presentations about alcohol, trained the Resident Assistant staff, PBT demonstration occurred.
- UW-Oshkosh: Implemented a pilot program for social marketing. Worked with resident halls that house 220 students (40% freshmen and 60% sophomores). Program involved activities directed at reducing drinking behaviors and increasing protective factors. Pre and Post assessment surveys conducted.
- UW-Milwaukee: Developed "UWM Safe Party and Neighborhoods Initiative – student-designed intervention with goals of reducing frequency of high risk drinking and associated problems at house parties in neighborhoods surrounding the campus.
- UW-Green Bay: Focused on environmental management strategies targeting incoming freshmen and their parent's knowledge of the consequences of alcohol and drug abuse.
- UW-Eau Claire: Continuing to work on the enhancement and expansion the campus many AODA programs to better engage and assist students.
- UW-St. Point: Continue the campus community readiness assessment, marketing training and the online alcohol and other drug assessment and feedback services.

PUBLIC EDUCATION AND TRAINING

Planned Activities:

Provide access to up-to-date educational and/or motivational materials and current data to the general public, youth and community prevention organizations/collaborations that will assist them to develop successful prevention programs.

FUNDS	BUDGET ACCOUNT	PLANNED/OBLIGATED	EXPENDED
410	08-44-01-JX	\$100,000/\$19,790	\$7,482

YOUTH ALCOHOL & EUDL PROGRAM PLAN

Accomplishments:

The 2008 Edition of the motivational multimedia presentation was presented to over 50,000 students, utilizing grant funding and community match funding to about 200 high schools throughout the State of Wisconsin. The new shows for fiscal year 2008 were developed. All elements of the show focused on the safety/prevention messages. BOTS continues to work with the public and community organizations to provide various PI&E materials (via the internet resources, etc) for various youth issues, including GDL data, impaired driving information, Wisconsin alcohol laws historical data, safety belt usage, and safe choices. BOTS will continue to reproduce useful prevention materials. And worked with local organizations to provide other resources.

Provided support to various community conferences throughout the state, including the Wisconsin Statewide Prevention Conference. BOTS provided 2 DITEP workshops at this conference for a variety of attendees from all over the state. Updated safety information to be shared with prevention partners in their communities.

410 - \$250,000 of the \$300,000 went to City of Milwaukee Equipment Grant.

EVALUATION PROGRAMS

Planned Activities:


Work with current and former grant recipients to evaluate their progress and results. Evaluate the number of current crashes, fatalities, and injuries compared to previous years data. Evaluate the effectiveness of the funding provided, have the fatalities, injuries, and crashes been reduced in the areas funded. Track the use of the safety materials provided, eliminate materials that are not being used.

FUNDS	BUDGET ACCOUNT	PLANNED/OBLIGATED	EXPENDED
410	08-41-10-K8	\$25,000/\$0	\$0
EUDL	08-44-03-JX	\$15,000/\$0	\$0

Accomplishments:

No funds expended and No activity in this area in calendar year 2008. BOTS will be working with other states to review their programs and evaluation processes.

YOUTH ALCOHOL & EUDL – BUDGET SUMMARY					
ACCOUNT	FUND	PROGRAM ACTIVITY	PLANNED	OBLIGATED	EXPENDED
08-41-02-K8	410	PI&E	\$100,000	\$68,700	\$59,363
08-41-03-K8	410	Enforcing Impaired Driving	\$150,000	\$0	\$0
08-41-09-K8	410	Social Norms Marketing Outreach	\$200,000	\$72,280	\$67,964
08-41-10-K8	410	Evaluation	\$25,000	\$0	\$0
08-44-01-JX	EUDL	PI&E	\$100,000	\$19,790	\$7,482
08-44-02-JX	EUDL	Enforcing Underage Drinking	\$235,000	\$298,347	\$283,003
08-44-03-JX	EUDL	Evaluation	\$15,000	\$0	\$0
08-44-04-JX	EUDL	USDOJ-EUDL	\$350,000	\$0	\$0
		Total 410	\$475,000	\$140,980	\$127,328
		Total USDOJ-EUDL	\$700,000	\$318,137	\$290,485
Program Total			\$1,175,000	\$459,117	\$417,813

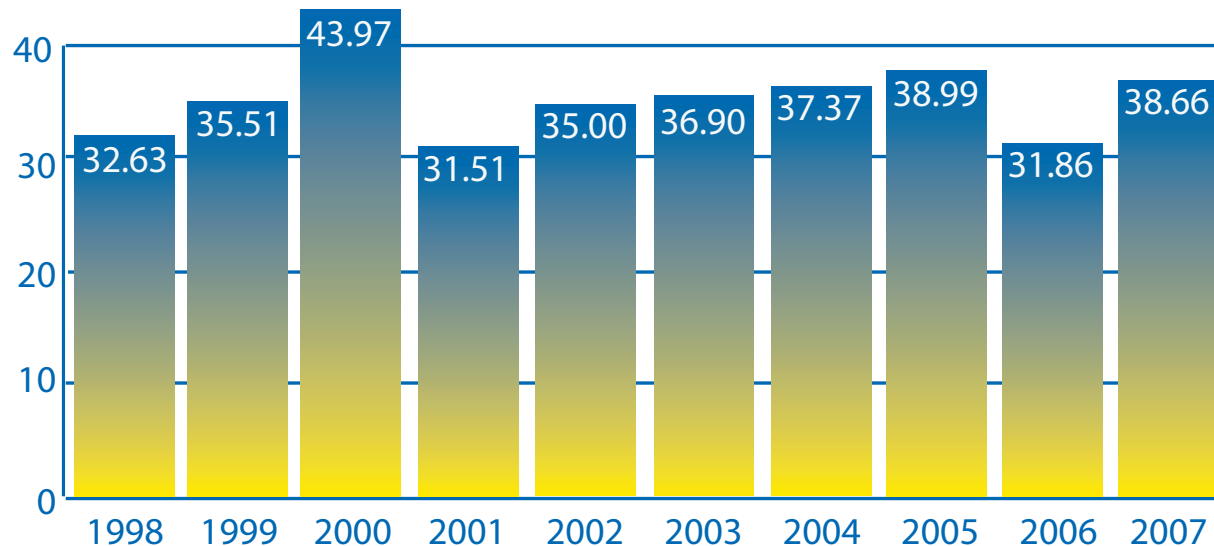


TRAFFIC LAW ENFORCEMENT - SPEED PROGRAM PLAN

TRAFFIC LAW ENFORCEMENT - SPEED PROGRAM PLAN

PERFORMANCE GOALS AND MEASURES

SPEED RELATED CRASHES/100M VMT

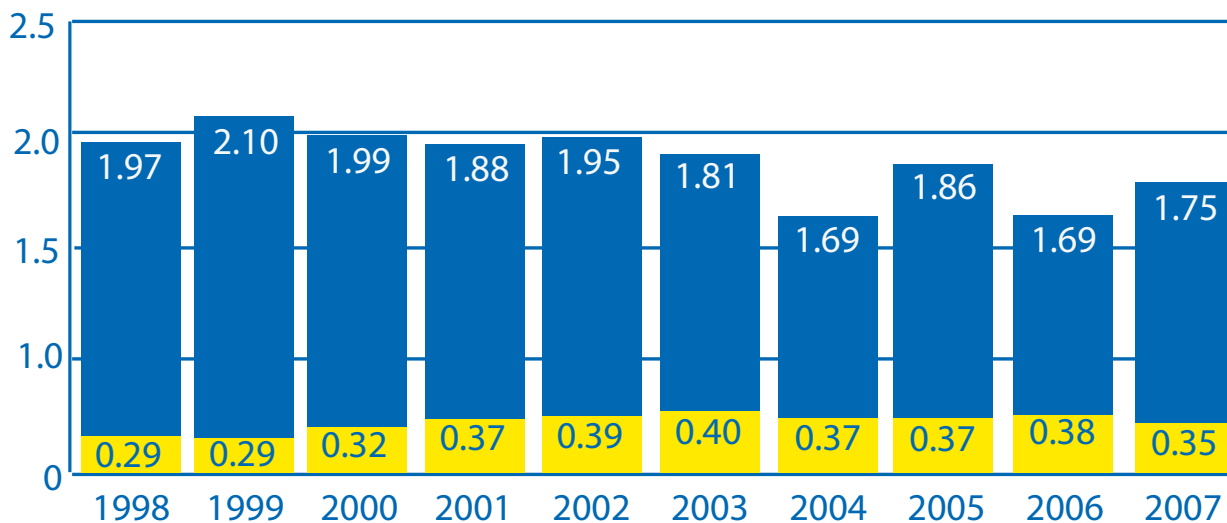


STATED GOAL: The Goal described in the 2008 Highway Safety Plan was to decrease speed-related crashes to 30.87/100M VMT by the end of calendar year 2008, to 27.86/100M VMT by the end of calendar year 2010.

2001-05 baseline: 36.00/100M VMT speed-related crashes.

2007 status: 38.66/100M VMT speed-related crashes.

SPEED RELATED FATAL AND 'A' INJURY/100M VMT



STATED GOAL: The number of people killed or incapacitated in speed-related crashes will decrease to 2.30/100M VMT by the end of calendar year 2008 and to 2.07/100M VMT by the end of calendar year 2010.

2001-05 baseline: 2.68/100M VMT killed or incapacitated in speed-related crashes.

2007 status: 2.53/100M VMT killed or incapacitated in speed-related crashes.

STATED GOAL: Driver's perception of the risk of being ticketed for a speed violation will increase and speed will drop from the second most common driver contributing cause of crashes in 2000 to only 10% of driver contributing cause of crashes by 2010.

2000 baseline: speed represented 16.2% of driver PCCs.

2007 status: 16.3% of driver PCCs.

TRAFFIC LAW ENFORCEMENT - SPEED PROGRAM PLAN

PROGRAM MANAGEMENT

Planned Activities:

Coordinate, plan and manage the state speed and aggressive driving program.

FUNDS	BUDGET ACCOUNT	PLANNED/OBLIGATED	EXPENDED
402	08-04-01-PT	\$65,000/\$74,000	\$73,905
State		\$11,000	\$0

Accomplishments:

The State Manager of Law Enforcement Programs managed all Speed, Alcohol, and CIOT Law Enforcement Grants from grant implementation to grant closure.

PUBLIC INFORMATION, EDUCATION AND OUTREACH

Planned Activities:

Work with partners (law enforcement professional organizations, Wisconsin Highway Safety Coordinators Association and others) to develop outreach materials, messages, and outlets.

FUNDS	BUDGET ACCOUNT	PLANNED/OBLIGATED	EXPENDED
402	08-04-02-PT	\$150,000/\$150,000	\$4,924

Accomplishments:

Funded printing of materials and duplication of videos.

TRAINING AND CAPACITY BUILDING

Planned Activities:

Develop a training and evaluation plan, and support training for advanced traffic enforcement skills development. Provide speed-management program information and training opportunities for traffic court judges and prosecutors that outline the negative effects of speeding on the quality of life in their communities. Develop training and evaluation plan, and support training for advanced traffic enforcement skills development.

FUNDS	BUDGET ACCOUNT	PLANNED/OBLIGATED	EXPENDED
402	08-04-03-PT	\$50,000/\$12,000	\$0

Accomplishments:

BOTS worked with the WI Traffic Safety Resource Prosecutor (TSRP) and the Division of State Patrol to provide a Law Enforcement Human Factor Training Related to Traffic Crashes for 29 participants.

LAW ENFORCEMENT

Planned Activities:

Support Law Enforcement Liaison outreach to enforcement agencies to encourage participation in mobilizations and other safety activities.

FUNDS	BUDGET ACCOUNT	PLANNED/OBLIGATED	EXPENDED
402	08-04-02-PT	\$175,000/\$175,000	\$146,930

TRAFFIC LAW ENFORCEMENT - SPEED PROGRAM PLAN

Plan statewide participation, encourage voluntary participation and provide overtime funding for the speed and aggressive driving enforcement campaign.

FUNDS	BUDGET ACCOUNT	PLANNED/OBLIGATED	EXPENDED
402	08-04-04-PT	\$550,000/\$732,572	\$680,056

Plan and implement a multi-agency corridor project providing overtime funding increasing excessive speed and aggressive driving enforcement.

FUNDS	BUDGET ACCOUNT	PLANNED/OBLIGATED	EXPENDED
402	08-04-04-PT	\$450,000/\$449,000	\$414,163

Non-overtime Equipment Grants and Recognition for LE.

FUNDS	BUDGET ACCOUNT	PLANNED/OBLIGATED	EXPENDED
402	08-04-04-PT	\$150,000	\$4,000

Accomplishments:

Five Law Enforcement Liaison's (LEL's) provided outreach to law enforcement to participate as unfunded agencies in the December "Booze & Belts", CIOT & DDOLUA initiatives. Many of these agencies are smaller and might not otherwise be involved in statewide programs. A required press/media contact by each agency also resulted in broad coverage of each program at the local level. They also participated in highway safety exhibits at safety fairs, conferences and conventions and other community events as needed. They provided input to agencies during their enforcement efforts and provided feedback to BOTS staff.

In Federal Fiscal Year 2008, 60 targeted agencies received speed enforcement grant funding. Agencies were required to participate in both the National CIOT Mobilization, and the National DDOLUA Alcohol Crackdown. In addition to participation in those two events, agencies were required to do monthly deployments upon grant approval, and at least one HVE deployment per quarter (including media). The extraordinary corridor enforcement, called "Summer Heat," resulted in extensive media attention, both in print and in the form of television coverage, in both the Fox Valley re: US 41, and in the Twin Cities re: I-94. This grant activity produced the following numbers:



- 4,094 Officers Deployed
- 15,628 hours of OT enforcement
- 13,106 Speeding Citations issued
- 2,804 Seatbelt Citations issued
- 117 OWI Citations issued
- 7,828 Written Warnings issued

For the first time, a law enforcement recognition luncheon was held in partnership with AAA of Wisconsin, which covered the expense incurred for this inaugural event. The approximately 100 agencies in attendance were eligible for surplus and donated traffic safety equipment, received an update on the current state of safety initiatives across the State, and were briefed on the upcoming "Zero In Wisconsin" campaign. We intend to continue this program. One Non-funded Equipment Project Obligated and expended for \$4,000.

TRAFFIC LAW ENFORCEMENT - SPEED PROGRAM PLAN

PAID MEDIA

Planned Activities:

Paid media using speed message to targeted audiences. Following NHTSA Guidelines, plan for statewide, intense broadcast media to increase perception of stepped up enforcement and likelihood of being cited.

FUNDS	BUDGET ACCOUNT	PLANNED/OBLIGATED	EXPENDED
402	08-04-07-PM	\$250,000/\$250,000	\$250,000

Accomplishments:

The major markets were targeted with programming that the 18-35 year old male audience watch and listen to. Activity resulted in 403 television spots aired with gross rating points of 1,298 and 414 radio spots aired with gross rating points of 1,126.

EVALUATION PROGRAMS

Planned Activities:


Evaluate the number of crashes, fatalities, and injuries and compare to prior data. Identify counties that have low conviction rates for speeding tickets. Conduct surveys to determine program effectiveness and public knowledge and attitudes about the speed management program. Track the use of the safety materials provided, eliminate materials that are not used. Evaluate the effectiveness of the funding provided. Attempt to determine if speed related crashes were reduced in areas where agencies were funded.

FUNDS	BUDGET ACCOUNT	PLANNED/OBLIGATED	EXPENDED
402	08-04-05-PM	\$80,000/\$23,863	\$23,738

Accomplishments:

UW-Milwaukee incorporated questions about speed with the seat belt and alcohol awareness phone surveys. Evaluation was not completed in this FFY.

SPEED PROGRAM PLAN – BUDGET SUMMARY					
ACCOUNT	FUND	PROGRAM ACTIVITY	PLANNED	OBLIGATED	EXPENDED
08-04-01-PT	402	Program Management	\$65,000	\$74,000	\$73,905
	State	Program Management	\$11,000	\$0	\$0
08-04-02-PT	402	PI&E and Outreac/LELs	\$325,000	\$325,000	\$151,855
08-04-03-PT	402	Training and Capacity Building	\$50,000	\$12,000	\$0
08-04-04-PT	402	Enforcment	\$1,150,000	\$1,172,572	\$1,098,219
08-04-05-PT	402	Evaluation	\$80,000	\$23,863	\$23,738
08-04-07-PT	402	Paid Media	\$250,000	\$250,000	\$250,000
		Total 402	\$1,920,000	\$1,857,435	\$1,597,716
		Total State	\$11,000	\$0	\$0
Program Total			\$1,931,000		\$1,597,716



TRAFFIC RECORDS IMPROVEMENT PROGRAM PLAN

TRAFFIC RECORDS IMPROVEMENT PROGRAM PLAN

PERFORMANCE GOALS AND MEASURES

STATED GOAL: Implement a statewide integrated data collection and transmission system that improves the timeliness, consistency, completeness, accuracy, accessibility and linkage of transportation safety information and thus allows for comprehensive analysis of all traffic crashes for use in policy and program development, and analysis.

STATED GOAL: The Traffic Records Coordinating Committee's (TRCC) 2006-2009 Strategic Plan will be followed to ensure that proper steps are being taken to implement a statewide, integrated data collection network available for highway safety stakeholder use.

STATED GOAL: Surveys will be completed and program baselines will be established or updated as part of the 2006-2009 Strategic Plan process.

STATED GOAL: Products of the 2006 and 2007 Highway Safety Performance Plan (HSP), Strategic Highway Safety Plan (SHSP), and Traffic Records Strategic Plan (TSRP) will be distributed within a short time of being delivered and accepted.

PROGRAM MANAGEMENT

Planned Activities:

Coordinate, plan and manage the traffic records program; Administer Integrated TRSP and SHSP Data Sections. TRCC Meetings and Strategic Plan Development.

FUNDS	BUDGET ACCOUNT	PLANNED/OBLIGATED	EXPENDED
402	08-05-01-TR	\$30,000/\$30,000	\$6,569

Program Evaluation Analyst, Safety Policy Analyst, and Safety Research Analysts.

FUNDS	BUDGET ACCOUNT	PLANNED/OBLIGATED	EXPENDED
402	08-05-02-TR	\$100,000/\$56,000	\$53,094
State	562	\$150,000/\$156,644	\$156,644

Develop or purchase NHTSA-approved automated and/or on-line activity reporting and evaluation program and project management software.

FUNDS	BUDGET ACCOUNT	PLANNED/OBLIGATED	EXPENDED
163	08-78-02-HN 10	\$300,000/\$0	\$0

Accomplishments:

Held four TRCC meetings. Developed 2008, 408 grant application and updated Traffic Records Strategic Plan. Sent three representatives to the Traffic Records Forum to make a presentation on Badger TraCS. Continued to increase the number of relationships with partners and stakeholders. Federal 402 money funded the Program Evaluation Analyst, though this position was vacant for almost half of the Federal Fiscal Year. State monies funded the Safety Policy Analyst and the Safety Research Analyst positions. We were not able to purchase software without IT staff approval. The State Integrated Business Information System (IBIS) project management software must be evaluated before any vendor software can be approved.

TRAFFIC RECORDS IMPROVEMENT PROGRAM PLAN

AUTOMATION/BADGER TraCS IMPLEMENTATION

Planned Activities:

Administration and support of Badger TraCS program.

FUNDS	BUDGET ACCOUNT	PLANNED/OBLIGATED	EXPENDED
402	08-05-03-TR	\$200,000/\$228,981	\$109,107

Year-two Grants to local and state agencies for rollout of Badger TraCS Suite and improvements in Citation Tracking.

FUNDS	BUDGET ACCOUNT	PLANNED/OBLIGATED	EXPENDED
408	08-05-08-K9	Formula/\$144,670	\$121,028
163	08-78-01-HN 10	\$700,000/\$1,277,171	\$1,188,504

Accomplishments:

Worked with partners to make some changes to the Badger TraCS system. Trained 108 officers who then went back and trained additional officers in their agency. Provided technical support to local agencies. Reprogramming MV4000 held back until it can be incorporated into the total revision of the form.



Provided 65 grants to 55 agencies, which collectively reported 19,441 electronic crashes, increased the number of electronic citations by over 6% and the number of participating agencies by 54. Some of the grantees had been awarded TraCS funding in previous years, which had a positive effect on the increase in the number of electronic crashes and citations.

CRASH OUTCOMES DATA EVALUATION SYSTEM (CODES) DATA LINKAGE

Planned Activities:

Support DH&FS linkage of 2006 data.

FUNDS	BUDGET ACCOUNT	PLANNED/OBLIGATED	EXPENDED
402	08-05-04-TR	\$25,000/\$27,130	\$12,393
403	08-43-02-DX	\$0/\$16,170	\$8,022

Support 2006 CODES analyses, reports, and updates to Internet site.

FUNDS	BUDGET ACCOUNT	PLANNED/OBLIGATED	EXPENDED
402	08-05-04-TR	\$25,000/\$56,938	\$54,881

Improve CODES reports, link 2005-2006 to other states' data.

FUNDS	BUDGET ACCOUNT	PLANNED/OBLIGATED	EXPENDED
408	08-05-08-K9	Formula/\$82,932	\$29,694

TRAFFIC RECORDS IMPROVEMENT PROGRAM PLAN

Accomplishments:

Years 2005 and 2006 data was linked – ER, hospital discharge, and crash data was linked. Standard and ad hoc reports were generated. Major goal of matching records for victims in crashes occurring in 2006 has been completed. Have created the basic CODES file linkage between Wisconsin traffic crash records and both Wisconsin Hospital Inpatient records and Wisconsin Hospital Emergency Department visit for 2006.

INCIDENT LOCATION TOOL DEVELOPMENT

Planned Activities:

Evaluate existing and proposed changes to state roadway base maps and, working with TraCS Project, DTIM and GIO, recommend alternative strategies for a state-sanctioned map tool that will interface with the TraCS software and can be used for on-site geo-coding of incident location.

FUNDS	BUDGET ACCOUNT	PLANNED/OBLIGATED	EXPENDED
402	08-05-05-TR	\$30,000/\$0	\$0
State	None Set Up	\$10,000/\$0	\$0
408	08-05-08-K9	Formula/\$0	\$0

Accomplishments:

Currently have a committee working on the Incident Location Tool. The committee is reviewing the options, scheduling a meeting with the Iowa TraCS consultant and will move forward with this project in 2009.

Did not establish surveys this federal fiscal year.



TRAFFIC RECORDS IMPROVEMENT PROGRAM PLAN

SURVEYS, ANALYSES, PUBLICATIONS

Planned Activities:

Establish baselines for safety program areas through KAB injury surveys. Produce summary data publications as required Crash Facts, Alcohol Crash Facts, MC Facts.

FUNDS	BUDGET ACCOUNT	PLANNED/OBLIGATED	EXPENDED
402	08-05-06-TR	\$220,000/\$0	\$0

Accomplishments:

Did not establish surveys this federal fiscal year.

TRAFFIC RECORDS TRAINING

Planned Activities:

Provide TR training to data collectors and analysts.

FUNDS	BUDGET ACCOUNT	PLANNED/OBLIGATED	EXPENDED
402	08-05-07-TR	\$10,000/\$5,500	\$2,333

Accomplishments:

Working with the Traffic Safety Commissions to provide a system that will provide more timely and accurate web based crash maps. This project will receive increased funding in coming years as it addresses all of NHTSA's criteria and our first stated goal for traffic records: timeliness, consistency, completeness, accuracy, accessibility, and linkage.

HIGHWAY SAFETY INFORMATION SYSTEM (HSIS)

Planned Activities:

FUNDS	BUDGET ACCOUNT	PLANNED/OBLIGATED	EXPENDED
408	08-05-08-K9	Formula/\$312,020	\$166,775


Support projects identified by the State TRCC in the 2006-2009 Traffic Records Strategic Plan.

Accomplishments:

The following were begun or completed: Three TraCS projects, State Safety Information Resource Guide, WisTransPortal data safety enhancements, Local Community Maps pilot project, CODES data access and interstate cooperation, Google Mash-ups, hospital data archive, injury surveillance data analysis.

TRAFFIC RECORDS IMPROVEMENT PROGRAM PLAN

TRAFFIC RECORDS IMPROVEMENT PROGRAM – BUDGET SUMMARY					
ACCOUNT	FUND	PROGRAM ACTIVITY	PLANNED	OBLIGATED	EXPENDED
08-05-01-TR	402	Program Management/ Delivery	\$30,000	\$30,000	\$6,569
08-05-02-TR	402	Safety Evaluation Analyst Position	\$100,000	\$56,000	\$53,094
State	562	State Funded Analysts	\$150,000	\$156,644	\$156,644
08-05-03-TR	402	TraCS Implementation - Training/Support	\$200,000	\$228,981	\$109,107
08-05-04-TR	402	CODES Data Linkage/ Analysis/Outreach	\$50,000	\$84,068	\$67,274
08-43-02-DX	403	CODES Data Network	\$0	\$16,170	\$8,022
08-05-05-TR	402	Incident Location Tool Development	\$30,000	\$0	\$0
08-05-06-TR	402	Surveys, Analysis, and Publication	\$220,000	\$0	\$0
08-05-07-TR	402	TR Training	\$10,000	\$5,500	\$2,333
08-05-08-K9	408	TR Strategic Plan Implementation	\$1,000,000	\$539,622	\$317,497
08-78-01-HN	163	TraCS Citation Tracking Implementation	\$700,000	\$1,277,171	\$1,188,504
08-78-02-HN	163	Develop Automated Grant Processes	\$300,000	\$0	\$0
		Total 402	\$640,000	\$404,549	\$238,377
		Total 403	\$0	\$16,170	\$8,022
		Total 408	\$1,000,000	\$539,622	\$317,497
		Total 163	\$1,000,000	\$1,277,171	\$1,188,504
		Total State 562	\$150,000	\$156,644	\$156,644
Program Total			\$2,640,000	\$2,394,156	\$1,909,006



EMS IMPROVEMENT PROGRAM PLAN

EMS IMPROVEMENT PROGRAM PLAN

PERFORMANCE GOALS AND MEASURES

Stated Goal: Improve traffic crash survivability and injury outcome by improving the availability, timeliness, and quality of EMS response, especially in high-risk rural areas of the state.

Stated Goal: Injury to death ratios in targeted rural portions of the state will improve and state average injury to death ratio will improve to 85 to 1 by 2008.

2004-06 statewide three year average baseline: statewide Injury to Death ratio was 69.2 to 1.

2007 status: statewide Injury to Death ratio was 68.8 to 1.

Stated Goal: Response times for rural EMS to arrive at the scene of a motor vehicle crash will improve. No data are yet available.

Stated Goal: Safety belt usage rate in rural media markets and usage rate in personal injury and fatal crashes will increase to 81% by 2008. Statewide average belt use was 75.2% in 2007.

Stated Goal: Number of EMTs recruited and retained in rural areas will increase as a result of funded materials. No data are yet available.

PUBLICITY AND OUTREACH

Planned Activities:

Coordinate, plan and manage the Injury Control-EMS program and oversee Ambulance Inspector. Enhance volunteer participation, increase community involvement, and work with community organizations and non-profit programs interested in transportation safety injury prevention and trauma system development.

FUNDS	BUDGET ACCOUNT	PLANNED/OBLIGATED	EXPENDED
402	08-06-01-EM	\$130,000/\$82,158	\$72,242

Accomplishments:

BOTS collaborated with the Office of Justice Assistance (OJA), the Department of Health Services (DHS), WI National Guard and other public safety and security agencies in support of Wisconsin READY (Responding to Emergencies And Disasters with Youth) and SERT (Student Emergency Response Team) training. In 7 different communities, 6 of the 7 READY Classes were new in fiscal year 2008. Camp activities progressed and list of courses continued to group, youth and community volunteers were trained in public safety careers and community leadership.

TRAINING - CRASH RESPONSE, AIRBAG, AND RESTRAINT USE

Planned Activities:

Provide airbag and occupant restraint training for emergency responders.

FUNDS	BUDGET ACCOUNT	PLANNED/OBLIGATED	EXPENDED
402	08-06-02-EM	\$10,000/\$0	\$0

Accomplishments:

No activity during this period.

EMS IMPROVEMENT PROGRAM PLAN

RURAL EMERGENCY RESPONSE PROGRAMS, EQUIPMENT, AND TRAINING

Planned Activities:

Fund initial equipment and training for rural first responder groups in targeted high-risk areas.

FUNDS	BUDGET ACCOUNT	PLANNED/OBLIGATED	EXPENDED
402	07-06-03-EM	\$40,000/\$0	\$0

Support Bystander Care, recruitment and retention of EMS personnel.

FUNDS	BUDGET ACCOUNT	PLANNED/OBLIGATED	EXPENDED
402	07-06-03-EM	\$30,000/\$0	\$0

Accomplishments:

No activity during this period.

INJURY SURVEILLANCE DATA IMPROVEMENTS

Planned Activities:

Assist DHS to achieve CDC/STIPDA, and NHTSA ISS Core Data System integration.


FUNDS	BUDGET ACCOUNT	PLANNED/OBLIGATED	EXPENDED
408	08-06-04-EM	Formula/\$0	\$0

Accomplishments:

See Traffic Records Coordinating Committee Section.

EMS IMPROVEMENT PLAN – BUDGET SUMMARY					
ACCOUNT	FUND	PROGRAM ACTIVITY	PLANNED	OBLIGATED	EXPENDED
07-06-01-EM	402	Publicity and Outreach	\$130,000	\$82,158	\$72,242
07-06-02-EM	402	Crash Response Training	\$10,000	\$0	\$0
07-06-03-EM	402	Rural Responder Equipment & Training	\$70,000	\$0	\$0
08-05-0X-K9	408	Data Improvements	\$0	\$0	\$0
Program Total			\$210,000	\$82,158	\$72,242





MOTORCYCLE SAFETY PROGRAM PLAN

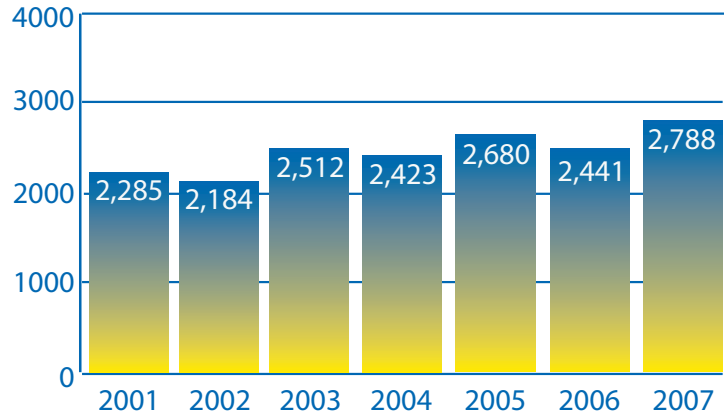
MOTORCYCLE SAFETY PROGRAM PLAN

PERFORMANCE GOALS AND MEASURES

MOTORCYCLE CRASHES 2001-2007

STATED GOAL: The first goal described in the 2008 Highway Safety Plan was to decrease the number of Motorcycle crashes to 2,072 in 2008 and 1,870 by 2010.

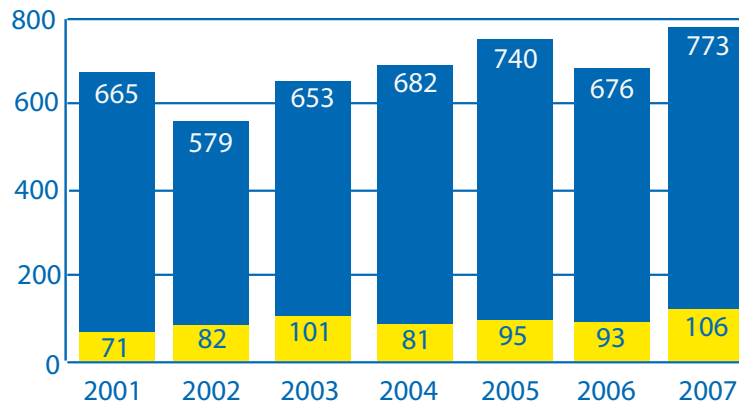
- 2001-05 baseline: 2,417 motorcycle crashes.
- 2007 status: 2,788 motorcycle crashes.



WI MOTORCYCLE RIDERS KILLED OR INCAPACITATED 2001-2007

STATED GOAL: Motorcycle riders killed or incapacitated will decrease to 643 in 2008 and 580 riders in 2010.

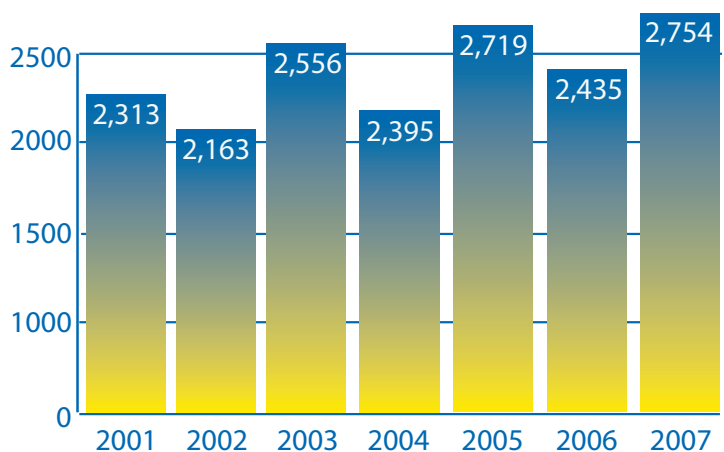
- 2001-05 baseline: 749 riders killed or incapacitated.
- 2007 status: 894 riders killed or incapacitated.



PERSONS INJURED IN MOTORCYCLE CRASHES 2001-2007

STATED GOAL: Persons injured in motorcycle crashes will decrease to 2,083 in 2008 and 1,880 by 2010.

- 2001-05 baseline: 2,429 injuries.
- 2007 status: 2,754 injuries.



MOTORCYCLE SAFETY PROGRAM PLAN

PROGRAM MANAGEMENT

Planned Activities:

Coordinate, plan, and manage the state Motorcycle Rider Safety program.

FUNDS	BUDGET ACCOUNT	PLANNED/OBLIGATED	EXPENDED
402	08-07-01-MC	\$50,000/\$55,000	\$51,641
State	562	\$110,000/\$88,562	\$88,562

Accomplishments:

Administrative Assistant continued to support the Wisconsin Motorcycle Safety Program (WMSP) providing clerical support, reports, and documentation of activities.

MOTORCYCLE RIDER EDUCATION AND TRAINING

Planned Activities:

Instructor Training. Conduct one statewide conference or four to eight regional workshops to update instructors on curriculum issues, as required by MSF and Trans 129, in FFY 07-08. Provide scholarships for up to three RiderCoach Trainers to attend State Motorcycle Safety Administrators (SMSA) or Motorcycle Safety Foundation (MSF) annual national workshops during FFY 07-08. Evaluate program guidelines and determine if there is a training backlog.

FUNDS	BUDGET ACCOUNT	PLANNED/OBLIGATED	EXPENDED
402	08-07-03-MC	\$10,000/\$10,000	\$3,413

WI Motorcycle Rider Education Program. Administer state-funded classroom and hands-on training program through the WI Technical College System and other approved vendors that meets MSF requirements for basic and experienced riders.

FUNDS	BUDGET ACCOUNT	PLANNED/OBLIGATED	EXPENDED
State	08-51-01-51	\$544,000/\$544,000	\$527,029

S. 2010 Training and Outreach Incentive Grant to be used for purchase of training cycles.

FUNDS	BUDGET ACCOUNT	PLANNED/OBLIGATED	EXPENDED
2010	08-07-06-K6	\$220,000/\$236,423	\$198,300

Accomplishments:

The NHTSA Technical Assistance Team conducted a WMSP Technical Assessment in November of 2007. An MSF Regional Conference was held in conjunction with conducting the WMSP State Motorcycle Safety Conference. Two RiderCoach Preparation courses were conducted, one for funded sites, the other for non-funded sites. Forty-five new training motorcycles were purchased and distributed. A new RiderCoach Trainer was trained, bringing the total number of active RiderCoach Trainers in the state to five. The WMSP trained approximately 8,600 BRC students in 809 courses during the 2008 training season. A new WMSP Manager took over management of the program in mid September of 2008.

MOTORCYCLE SAFETY PROGRAM PLAN

MOTORCYCLE OPERATION UNDER THE INFLUENCE OF ALCOHOL OR OTHER DRUGS

Planned Activities:

Update and reprint the Ride Straight-Sober, Share the Road brochures and reprint bumper and helmet stickers as needed during Federal Fiscal Year 07-08. Involve up to 12 DSP motor officers in up to three statewide events and local officials in up to 12 regional or local events to increase OWI enforcement and awareness.

FUNDS	BUDGET ACCOUNT	PLANNED/OBLIGATED	EXPENDED
402	08-07-02-MC	\$100,000/\$80,429	\$64,667

Accomplishments:

Wisconsin State Patrol officers took part in a number of major motorcycle related activities throughout the state where alcohol may be involved, with many city and county officers also providing monitoring and enforcement at a variety of organized motorcycle related events.

LAW ENFORCEMENT

Planned Activities:

Communicate the role played by law enforcement personnel in motorcycle safety by acting as a source of information to communities and LE agencies. Reach out to 3-5 counties with highest occurrence of motorcycle fatalities.

FUNDS	BUDGET ACCOUNT	PLANNED/OBLIGATED	EXPENDED
402	08-07-02-MC	\$75,000/\$34,020	\$30,112

Accomplishments:

Increased law enforcement visibility and involvement in motorcycle related events and activities throughout the state, through the dissemination of motorcycle safety related information as well as the identifying of issues that contribute to motorcycle accidents and fatalities. Feedback from these activities will be used by the WMSP to identify and prioritize motorcycle specific problem areas and plan solutions to those problems.

COMMUNICATION AND COMMUNITY PROGRAMS

Planned Activities:

Integrate motorcycle safety messages into other traffic safety campaigns. Tri-County Motorcycle Coalition to implement three countywide motorcycle safety initiatives suggested in the National Agenda Motorcycle for Safety (NAMS) conference.

FUNDS	BUDGET ACCOUNT	PLANNED/OBLIGATED	EXPENDED
402	08-07-04-MC	\$25,000/\$0	\$0

Pilot test Safety Mentoring Initiative suggested at the NAMS conference.

FUNDS	BUDGET ACCOUNT	PLANNED/OBLIGATED	EXPENDED
402	07-07-04-MC	\$25,000/\$0	\$0

Accomplishments:

These activities did not take place during the specified time period.

MOTORCYCLE SAFETY PROGRAM PLAN

EVALUATION

Planned Activities:

Evaluate Wisconsin's Motorcycle Program.


FUNDS	BUDGET ACCOUNT	PLANNED/OBLIGATED	EXPENDED
402	07-07-05-MC	\$30,000/\$27,000	\$19,653

Accomplishments:

Progress is being made in the improved collection and dissemination of accumulated motorcycle related data pertaining to crashes and citations. Through data integration, various sources of motorcycle related information would be combined to evaluate training effectiveness by identifying trends, targeting rider profiles, determining causation, and establish methods to reduce crashes, fatalities, and injuries.

MOTORCYCLE SAFETY PROGRAM – BUDGET SUMMARY					
ACCOUNT	FUND	PROGRAM ACTIVITY	PLANNED	OBLIGATED	EXPENDED
08-07-01-MC	402	Program Support	\$50,000	\$55,000	\$51,641
562	State	Program Support	\$110,000	\$88,562	\$88,562
08-07-02-MC	402	Straight and Sober and LE	\$175,000	\$114,449	\$94,779
08-07-03-MC	402	Training and Education	\$10,000	\$10,000	\$3,413
08-51-01-51	State	Training and Education	\$544,000	\$544,000	\$527,029
08-07-04-MC	402	Communication and Community	\$50,000	\$0	\$0
08-07-05-MC	402	Evaluation	\$30,000	\$27,000	\$19,653
08-07-06-K6	2010	Training/Outreach Incentive Grant	\$220,000	\$236,423	\$198,300
		Total 402	\$315,000	\$206,449	\$169,486
		Total State	\$654,000	\$632,562	\$615,591
		Total 2010	\$220,000	\$236,423	\$198,300
Program Total			\$1,189,000	\$1,075,434	\$983,377





PEDESTRIAN & BICYCLE SAFETY PROGRAM PLAN

PEDESTRIAN & BICYCLE SAFETY PROGRAM PLAN

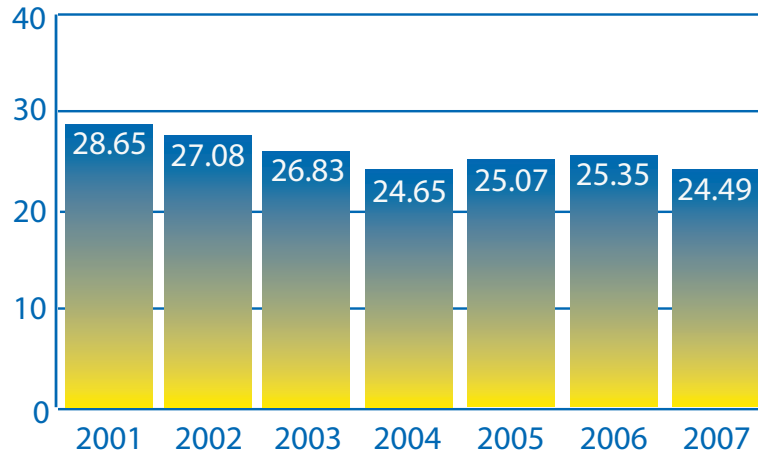
PERFORMANCE GOALS AND MEASURES

PEDESTRIAN PROGRAM

PEDESTRIAN CRASHES WITH MOTOR VEHICLES/100K POP.

STATED GOAL: Reduce the number of Pedestrian-motor vehicle crashes to 22.67/100K population by 2008 and 20.46/100K population by 2010.

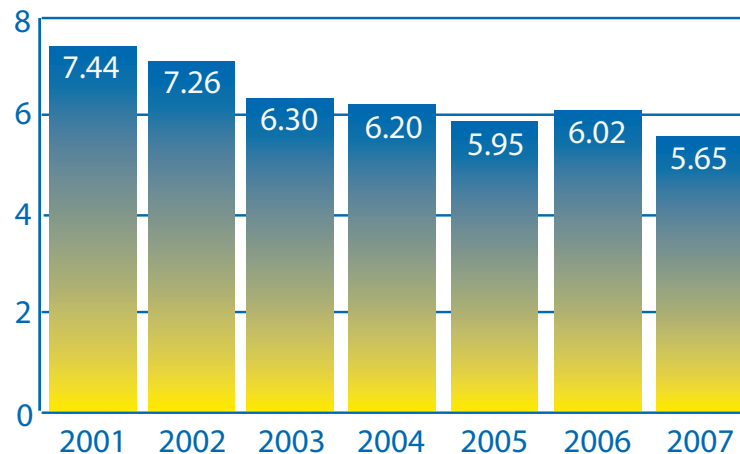
- 2001-05 baseline: 26.44/100K pop.
- 2007 status: 24.49/100K pop.



FATAL AND INCAPACITATING INJURIES/100K POP.

STATED GOAL: Reduce the number of pedestrian fatal and incapacitating injury crashes to 5.68/100K pop. in 2008 and 5.13/100K pop. in 2010.

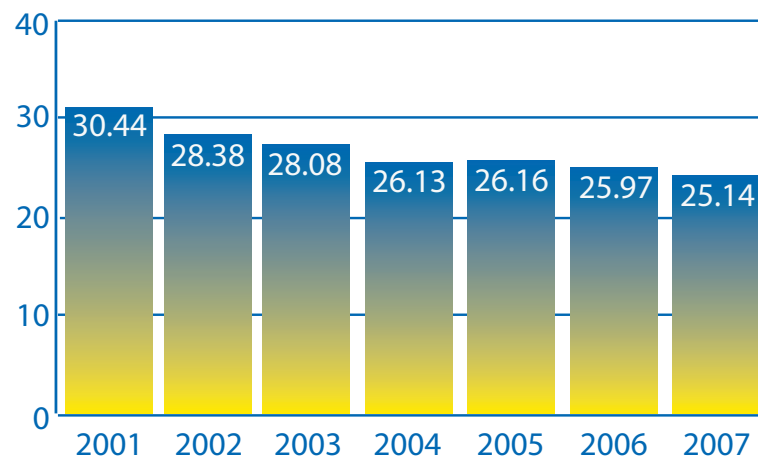
- 2001-05 baseline: 6.26/100K pop.
- 2007 current: 5.65/100K pop.



INJURIES IN PEDESTRIAN AND MOTOR VEHICLE CRASHES

STATED GOAL: Decrease pedestrian injury crashes to 23.86/100K pop. by 2008 and 21.53/100K pop. by 2010.

- 2001-05 baseline: 27.82/100K pop.
- 2007 status: 25.14/100K pop.



PEDESTRIAN & BICYCLE SAFETY PROGRAM PLAN

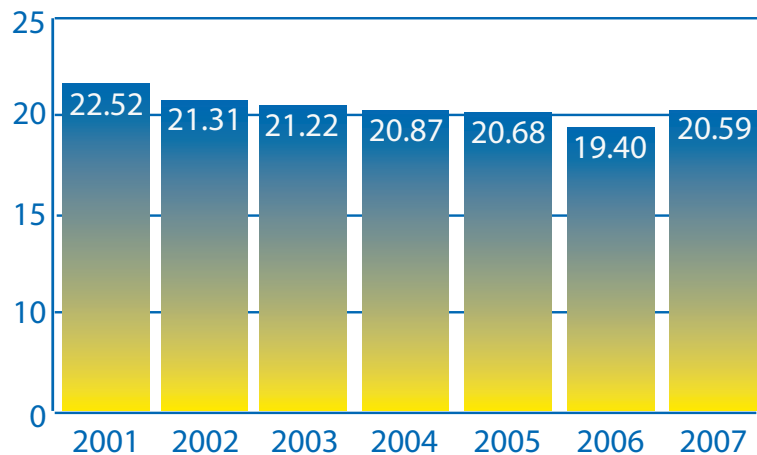
PERFORMANCE GOALS AND MEASURES

BICYCLE PROGRAM

BICYCLE & MOTOR VEHICLE CRASHES/100K POP.

STATED GOAL: Reduce the number of bicycle-motor vehicle crashes to 18.27/100K population by 2008 and 16.49/100K population by 2010.

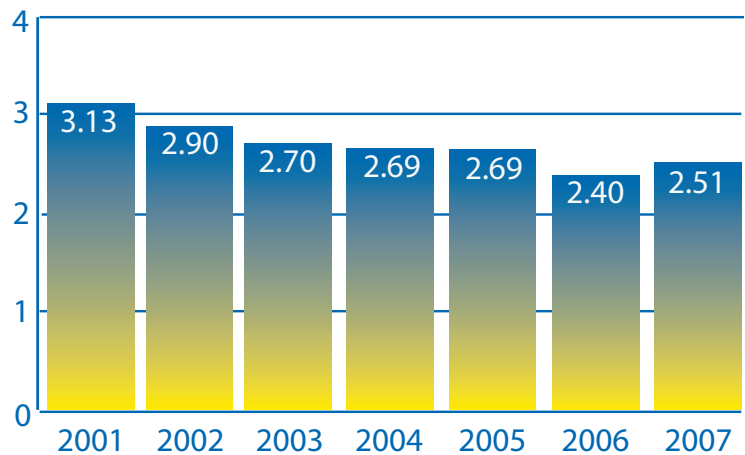
- 2001-05 baseline: 21.31/100K pop.
- 2007 status: 20.59/100K pop.



FATAL & INCAPACITATING INJURIES/100K POP.

STATED GOAL: Reduce the number of bicycle-motor vehicle fatal and incapacitating injury crashes to 2.41/100K pop. in 2008 and 2.18/100K pop. in 2010.

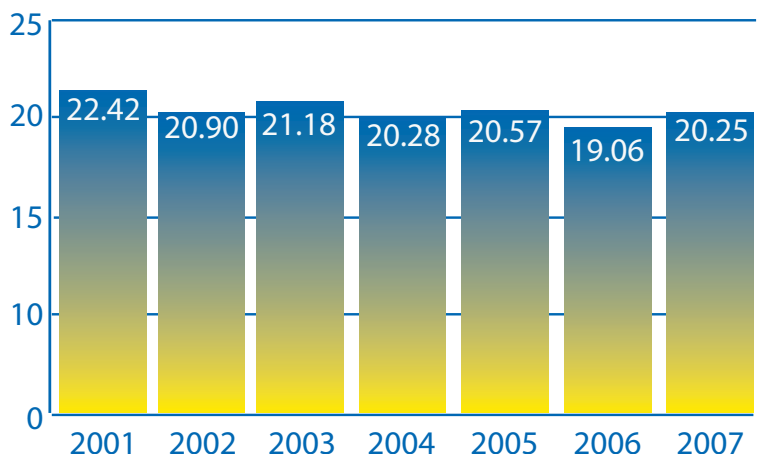
- 2001-05 baseline: 2.82/100K pop.
- 2007 current: 2.51/100K pop.



INJURIES IN BICYCLE & MOTOR VEHICLE CRASHES/100K POP.

STATED GOAL: Decrease bicycle-motor vehicle injury crashes to 18.06/100K pop. by 2008 and 16.30/100K pop. by 2010.

- 2001-05 baseline: 21.06/100K pop.
- 2007 status: 20.25/100K pop.



PEDESTRIAN & BICYCLE SAFETY PROGRAM PLAN

PROGRAM MANAGEMENT

Planned Activities:

Coordinate, plan, and manage the state Pedestrian & Bicycle Safety Programs.

FUNDS	BUDGET ACCOUNT	PLANNED/OBLIGATED	EXPENDED
402	08-09-01-PS	\$5,000/\$0	\$0
State	562	\$60,000/\$74,185	\$74,185

Accomplishments: Planned and managed the State Pedestrian/Bicycle Safety Program. Worked with a number of agencies and programs to increase the number of people trained and educated on pedestrian and bicycle safety and rules of the road, (Teaching Safe Bicycling, Pedestrian Safety Action Plan Training, Walking Workshops). Chair the Wisconsin Safety Patrol Inc. and the Traffic Records Coordinating Committee, working with a number of different agencies and non-profit programs to educate and improve safety. Work with the Safe Routes to School (SRTS) program, including providing safety information, scoring SRTS grant applications and meeting with programs interested in pedestrian and bicycle safety. Oversee all Pedestrian and Bicycle grants, including law enforcement, bicycle rodeo, and walking workshop funding.

LAW ENFORCEMENT

Planned Activities:

Partner with law enforcement agencies to increase quality pedestrian and bicycle safety enforcement and education.

FUNDS	BUDGET ACCOUNT	PLANNED/OBLIGATED	EXPENDED
402	08-09-05-PS	\$70,000/\$58,000	\$54,705

Market new Wisconsin Pedestrian & Bicycle Law Enforcement Training Course and print manuals and other information needed for training.

FUNDS	BUDGET ACCOUNT	PLANNED/OBLIGATED	EXPENDED
402	08-09-03-PS	\$10,000/\$0	\$0

Partner with law enforcement agencies to increase quality pedestrian and bicycle safety enforcement and education.

FUNDS	BUDGET ACCOUNT	PLANNED/OBLIGATED	EXPENDED
402	08-09-03-PS	\$10,000/\$0	\$0

Accomplishments:

Provided funding for 10 bicycle enforcement grants and 10 pedestrian enforcement grants for communities with the greatest number of bicycle or pedestrian injuries and fatalities over the past three years (2004-2006), with the goal of reducing/eliminating crashes, injuries, and fatalities. The grants run from \$2,000 to \$6,000 per grant. A few law enforcement agencies turned down grant funding due to lack of staff available to work overtime.

PEDESTRIAN & BICYCLE SAFETY PROGRAM PLAN

OUTREACH PROGRAM

Planned Activities:

Assist local communities in the organization and implementation of Walking Workshops.

FUNDS	BUDGET ACCOUNT	PLANNED/OBLIGATED	EXPENDED
402	08-09-04-PS	\$20,000/\$2,000	\$2,000

Encourage and work with local communities and organizations to hold bicycle training courses and rodeos.

FUNDS	BUDGET ACCOUNT	PLANNED/OBLIGATED	EXPENDED
402	08-09-04-PS	\$15,000/\$2,000	\$1,834

Older Pedestrian Safety targeted neighborhood model projects based on Walking Workshops, facilities mapping, Street Share Program and NHTSA pilot projects.

FUNDS	BUDGET ACCOUNT	PLANNED/OBLIGATED	EXPENDED
402	08-09-04-PS	\$15,000/\$17,700	\$0

Accomplishments:

Provided one Walking Workshop Grant to a northeast Wisconsin community to improve pedestrian and bicycle safety in their neighborhood. Funded Bicycle Safety Rodeos in Beloit and Belleville, teaching approximately 150 participants and their parents how to inspect their bicycle, the rules of the road and hands on bicycle safety. Did not work on older pedestrian targeted neighborhoods this fiscal year. Held two Pedestrian Safety Action Plan training courses.

PUBLIC EDUCATION AND TRAINING

Planned Activities:

Work with partners (SRTS, Bicycle Federation of Wisconsin, Wisconsin Walks, Governor's Bicycle Council, etc.) to keep information up-to-date. Add Spanish versions of training information. Continue to work with the variety of Drivers Education Programs available to ensure beginning drivers receive the correct pedestrian/bicycle training. Continue to work with DMV, AAA, law enforcement, and other programs that educate veteran motorists on pedestrian and bicycle laws. Continue to develop new material that educates all of the audiences involved in pedestrian/bicycle safety. Update and target school bus safety information.

FUNDS	BUDGET ACCOUNT	PLANNED/OBLIGATED	EXPENDED
402	08-09-02-PS	\$100,000/\$50,000	\$3,505

Schedule Teaching Safe Bicycling workshops for teachers, after school program facilitators, youth organizations, non-profits, law enforcement, and other programs that will be or have the opportunity to instruct bicycling training courses. Work to include training sessions in Physical Education classes. Provided the Wisconsin Pedestrian & Bicycle Law Enforcement Training Course to law enforcement officers in Milwaukee and a couple of officers from local communities. Did not hold a course in Madison or Sheboygan to date. The Sheboygan course has been moved back to Spring 2009, still working with Madison on scheduling this course.

PEDESTRIAN & BICYCLE SAFETY PROGRAM PLAN

FUNDS	BUDGET ACCOUNT	PLANNED/OBLIGATED	EXPENDED
402	08-09-03-PS	\$25,000/\$31,645	\$22,620

Accomplishments:

Updated and copied brochures on educational/safety information, encumbered funding for a safety advertising purchase order that did not get up and running this fiscal year, but will help improve our educational information in the next fiscal year. Regional Program Managers talked with a number of Driver Education Instructors and provided ped and bike DVD's that will be used during driver education classes.

Held six Teaching Safe Bicycling courses in different communities around the state. The additional training was held in Superior at the middle school that included 10 physical education teachers. Approximately 150 people attended the courses, including EMT/EMS, Park Rangers, Safe Kids, Physical Education teachers, youth organizations, after school programs, law enforcement personnel, public health nurse, and future bicycle rodeo instructors on teaching bicycle safety. Provided DVD's and educational materials to each participant to use in their course. Provided two 2-day Pedestrian Safety Action Plan Training courses, one in Milwaukee and one in Eau Claire, to assist communities in creating a pedestrian safety plan. Training included a wide variety of organizations and programs throughout the community to help lay out the safety action plan as they move forward. We did not have any schools express an interest in the Basics of Bicycling training this year.

EVALUATION PROGRAMS

Planned Activities:

Evaluate the number of crashes, fatalities, and injuries and compare to prior data. Track the use of the safety materials provided, eliminate materials that are not being used. Evaluate the effectiveness of the funding provided.

FUNDS	BUDGET ACCOUNT	PLANNED/OBLIGATED	EXPENDED
402	08-09-06-PS	\$25,000/\$0	\$0

Accomplishments:

Reviewed different options for evaluations, did not complete the evaluation this year.


NOTABLE ACTIVITIES:

BOTS has a representative on the Governors Bicycle Coordinating Council, the Wisconsin Safety Patrol Inc., Wisconsin Safety Patrol Congress, the Traffic Records Coordinating Committee, and the Wisconsin Partnership for Activity and Nutrition. Each of the programs plays a role or provides information/data that is related to increasing/improving pedestrian and bicycle safety issues. We have worked with the City of Milwaukee and the Wisconsin Ped/Bike Conference, providing two Pedestrian Safety Action Plan training courses. BOTS continues to work and build relationships with a number of partners including: Safe Routes to School, AAA, AARP, Bicycle Federation of Wisconsin, Wisconsin Walks, UW-Madison, School Safety Patrol programs, non-profit organizations, local law enforcement agencies, and the general public. BOTS continues to provide assistance on pedestrian/bicycle training and educational information wherever needed.

PEDESTRIAN & BICYCLE SAFETY PROGRAM PLAN

PEDESTRIAN & BICYCLE SAFETY PROGRAM – BUDGET SUMMARY					
ACCOUNT	FUND	PROGRAM ACTIVITY	PLANNED	OBLIGATED	EXPENDED
08-09-01-PS	402	Program Management	\$5,000	\$0	\$0
State	562	Program Management	\$60,000	\$74,185	\$74,185
08-09-02-PS	402	Public Information	\$100,000	\$50,000	\$3,505
State	State	Public Information	\$42,500	\$0	\$20,300
08-09-03-PS	402	Training - Ped/Bike Safety	\$45,000	\$31,645	\$22,620
08-09-04-PS	402	Outreach Program	\$50,000	\$21,700	\$3,834
08-09-05-PS	402	Enforcement Programs	\$70,000	\$58,000	\$54,705
08-09-06-PS	402	Evaluation	\$25,000	\$0	\$0
		Total 402	\$295,000	\$161,345	\$84,664
		Total State	\$102,500	\$74,185	\$94,485
Program Total			\$397,500	\$235,530	\$179,149





COMMUNITY TRAFFIC SAFETY PROGRAM PLAN

COMMUNITY TRAFFIC SAFETY PROGRAM PLAN

PERFORMANCE GOALS AND MEASURES

STATED GOAL: 90% of meetings scheduled in 72 Counties and City of Milwaukee.

STATED GOAL: 100% of law enforcement and other contracts entered into with local units of government.

STATED GOAL: Increase local participation in state-administered and locally developed highway safety activities.

PROGRAM MANAGEMENT

Planned Activities:

Bureau of Transportation Safety Field Program and outreach: Four full-time Regional Program Managers.

FUNDS	BUDGET ACCOUNT	PLANNED/OBLIGATED	EXPENDED
402	08-10-01-CP	\$330,000/\$376,650	\$282,960

Accomplishments:

Regional Program Managers attended more than 90% of county Traffic Safety Commission meetings and participated in wide variety of local community-based traffic safety initiatives. Monitored funded law enforcement activities and equipment contracts with local units of government. Coordinated special emphasis traffic law enforcement details in two major highway corridors (I-39/90/94 from Wisconsin Dells to Illinois State Line, and US 41 from Washington County to Marinette County).

OUTREACH PROGRAM

Planned Activities:

Targeted single- or multiple-issue local programs in targeted communities.

FUNDS	BUDGET ACCOUNT	PLANNED/OBLIGATED	EXPENDED
402	08-10-03-CP	\$350,000/\$110,000	\$100,675

Accomplishments:

BOTS worked with Fox 47 TV, State Farm Insurance, and the Dept of Public Instruction to develop a program for teens to develop safe driving messages that will change their driving behavior in a 15 county viewing area. Additionally to work with Children's Hospital Education Center in Milwaukee to administer a "Driving Skills for Life" program in ten high schools around the state to change teen driving behaviors. Schools were asked to combine the skills presented in the Driving Skills for Life program with some of the behavior aspects of crashes, to create a message that other teens will listen to. All seven finalist teams were invited to attend a press conference held in conjunction with the Click It or Ticket campaign on Monday, May 19, 2008 in Milwaukee for the announcement of the winners. Representatives attended from DOT, Ford, CHEC, and local law enforcement. A lunch reception was held for the schools that attended the press conference: Seymour, Germantown, DC Everest, and Iola-Scandinavia. Teams shared their projects, discussed possible uses in their own communities, and had an opportunity to network with members from other teams. Overall, the projects were an effective means to generate awareness of teen driving safety in the state, and begin to focus resources on solutions.

COMMUNITY TRAFFIC SAFETY PROGRAM PLAN

PUBLIC INFORMATION & EDUCATION

Planned Activities:

Community PI & E (development, reproduction, mailing).

FUNDS	BUDGET ACCOUNT	PLANNED/OBLIGATED	EXPENDED
402	08-10-02-CP	\$160,000/\$165,000	\$164,867

Contract with CESA #2 for production of Traffic Safety Reporter, web design and mailing costs.

FUNDS	BUDGET ACCOUNT	PLANNED/OBLIGATED	EXPENDED
402	08-10-02-CP	\$60,000/\$58,695	\$54,798

Accomplishments:

Duplicated videos and CD's for radio and TV ads, reprinted safety materials for the public, editing and printing of Traffic Safety Reporter newsletter and Governor's Conference materials and newspaper clipping services.

CONFERENCES AND MEETINGS

Planned Activities:

Governor's Conference. Volunteer Outreach Wisconsin Association of Women Highway Safety Leaders (WAWHSL). Forums and other meetings that address cross-disciplinary traffic safety issues.

FUNDS	BUDGET ACCOUNT	PLANNED/OBLIGATED	EXPENDED
402	08-10-04-CP	\$180,000/\$61,540	\$17,684

Accomplishments:

Coordinated the annual Governor's Conference on Highway Safety, attended by over 300 participants. A BOTS representative attended every meeting of WAWHSL Executive Board, as well as WAWHSL annual training conference. Coordinated efforts of WAWHSL volunteers working the DOT traffic safety exhibit at Wisconsin Farm Technology Days exhibition, attended by over 50,000 people. We attended every meeting of the executive board of Wisconsin Association of Highway Safety Coordinators (WHSCA), as well as WHSCA annual meeting.

COMMUNITY TRAFFIC SAFETY PROGRAM PLAN – BUDGET SUMMARY					
ACCOUNT	FUND	PROGRAM ACTIVITY	PLANNED	OBLIGATED	EXPENDED
08-10-01-CP	402	Community Outreach/ Monitoring	\$330,000	\$376,650	\$282,960
08-10-02-CP	402	Public Information	\$220,000	\$223,695	\$219,665
08-10-03-CP	402	Community Safety Programs	\$350,000	\$110,000	\$100,675
08-10-04-CP	402	Conferences & Meetings	\$180,000	\$61,540	\$17,684
Program Total			\$1,080,000	\$771,885	\$620,984

FISCAL SUMMARY

FFY 2008 Fiscal Detail

As of December 29, 2008

Fund	Program	Description	Planned	Obligated	Expended	%Total	% Spent	Match	% Match	Tot Program	Local Ben	% Loc Ben
402	01-PA	Planning & Admin	335,000	335,000	245,931	4.0%	73.4%	684,757	278.4%	930,688	122,966	50.0%
	02-OP	Occupant Protection	970,000	970,000	261,647	11.6%	27.0%	151,444	57.9%	413,091	122,181	46.7%
	03-AL	Alcohol/Other Drugs	1,185,000	1,385,000	364,234	16.5%	26.3%	77,662	21.3%	441,896	194,235	53.3%
	04-PT	Police Traffic Services	1,670,000	1,689,600	1,347,717	20.2%	79.8%	359,806	26.7%	1,707,523	1,112,424	82.5%
	05-TR	Traffic Records	640,000	854,868	238,377	10.2%	27.9%	177,279	74.4%	415,656	96,109	40.3%
	06-EM	Injury Control - EMS	210,000	210,000	72,242	2.5%	34.4%	443,863	614.4%	516,105	36,121	50.0%
	07-MC	Motorcycle Safety	315,000	384,000	169,486	4.6%	44.1%	660,519	389.7%	830,005	86,889	51.3%
	09-PS	Pedestrian/Bicycle	295,000	295,000	84,663	3.5%	28.7%	54,328	64.2%	138,991	71,253	84.2%
	10-CP	Corridor/Community	1,080,000	996,969	620,983	11.9%	62.3%	225,560	36.3%	846,543	307,301	49.5%
	02-PM	OP Paid Media	750,000	750,000	542,000	9.0%	72.3%	83,000	15.3%	625,000	271,000	50.0%
	03-PM	AL Paid Media	250,000	250,000	0	3.0%	0.0%	0	0.0%	0	0	0.0%
	04-PM	PT Paid Media	250,000	250,000	250,000	3.0%	100.0%	28,500	11.4%	278,500	125,000	50.0%
	Total	402	State/Community	7,950,000	8,370,437	4,197,280	100.0%	50.1%	2,946,718	70.2%	7,143,998	2,545,479
405	K2	OP SAFETEA-LU (405)	975,000	757,521	560,719	100.0%	74.0%	150,757	26.9%	711,476	445,945	79.5%
408	K9	Data Improvements (408)	1,000,000	539,622	317,497	100.0%	58.8%	205,464	64.7%	522,961	194,408	61.2%
410	41-K8	Alcohol SAFETEA-LU	2,776,000	1,980,015	1,629,722	86.8%	82.3%	888,026	54.5%	2,517,748	1,499,021	92.0%
	41-K8PM	Alcohol Pd Media SAFETEA-	250,000	300,000	253,358	13.2%	84.5%	85,000	33.5%	338,358	126,679	50.0%
Total	410	Alcohol (410)	3,026,000	2,280,015	1,883,080	100.0%	82.6%	973,026	51.7%	2,856,106	1,625,700	86.3%
2010	K6	Motorcycle Safety Ed 2010	544,000	544,000	527,029	100.0%	96.9%	0	0.0%	544,000	99,150	18.8%
2011	K3	Child Safety Inc 2011	100,000	328,773	236,063	100.0%	71.8%	129,306	54.8%	365,369	162,679	68.9%
1906	K10	Racial Profiling 1906 Awarded \$454,170 Fall '08	0	0	0							
TOTAL	USDOT	ALL GTS PROGRAMS	13,595,000	12,820,368	7,721,668		60.2%	4,405,271	57.1%	12,143,910	5,073,361	65.7%
Demo	403	Region V LEL	99,625	99,625	99,815		100.2%	0		99,815	1,400	1.4%
Demo	403	CODES Data Network	0	16,170	8,022		49.6%					
HN10	163	0.08 Incentive (163)	1,000,000	1,202,645	1,188,504		98.8%	959,424		2,147,928	1,092,849	92.0%
TOTAL	USDOT	Non GTS PROGRAMS	1,099,625	1,318,440	1,296,341		98.3%	959,424	74.0%	2,247,743	1,094,249	84.4%
USDOJ	OJJDP	Youth Alcohol Programs	350,000	318,137	182,779		57.5%	119,168	65.2%	301,947	179,038	98.0%
State	MREP	Motorcycle Rider Program	544,000	544,000	527,029		96.9%	0		527,029	640,000	121.4%
State	463	Pedestrian/Bicycle Safety	42,500	42,500	20,300		47.8%	0		20,300	20,000	98.5%
State	568	Alcohol Pre-Trial Supervision	779,400	767,919	493,209		64.2%	0		493,209	493,209	100.0%
State	531	Safe Ride Home	170,097	325,043	142,668		43.9%	0		142,668	142,668	100.0%
TOTAL		OTHER FUNDS	1,885,997	1,997,599	1,365,985		68.4%	119,168		1,485,153	1,474,915	108.0%
GRAND TOTAL		ALL FUNDS	16,580,622	16,136,407	10,383,994		64.4%	5,483,863.00		15,876,806.00	7,642,525.00	

2008 Fund Summary

Fund	402	405	408	163	1906
Planned	7,950,000	405	408	163	1906
Obligated	8,370,437	757,521	539,622	1,202,645	0
Expended	4,197,280	560,719	317,497	1,188,504	0