



U.S. Department
of Transportation

**National Highway
Traffic Safety
Administration**

400 Seventh Street, S.W.
Washington, D.C. 20590

Dear Crash Data Researchers/Users:

Thank you for choosing crash data from the National Highway Traffic Safety Administration (NHTSA) for your research or other use. The information contained in this motor vehicle crash report is collected, maintained and distributed in accordance with Public Law 89-564. In accordance with this Public Law, NHTSA is required not to release any case information until completion of quality control procedures. These procedures include a review of the case material to extract all names, licenses and registration numbers, non-coded interview material, non-research related researcher comments in the margins, non-factual data, and the production number portion of the vehicle identification number (VIN).

If you requested NHTSA to query its database files in order to identify a specific crash, then that query was made using non-personal descriptors you provided for use in our search. This motor vehicle crash may have been identified from a data search and matches the general, non-personal descriptors you provided, but we cannot confirm that this is the specific crash report you requested.

If you have any questions with regard to the above procedures, please contact the Field Operations Branch, Crash Investigation Division, National Center for Statistics and Analysis at 202-366-4820. Again, please be advised that we cannot confirm that this is the case that you have specifically requested nor can we certify the information to be correct.

*** *** ***



AUTO SAFETY HOTLINE
(800) 424-9393
Wash. D.C. Area 368-0123



PEDESTRIAN CASE SUMMARY

PSU 49 CASE NO. 607P TYPE OF ACCIDENT Car/Pedestrian/Crossing road straight

A. DESCRIPTION OF THE ACCIDENT SEQUENCE AND ACCIDENT PECULIARITIES

(Provide a summary of the accident sequence as well as any particular event of the accident that is noteworthy. Pedestrian injury mechanism and vehicle interaction is the focus, not pedestrian or driver culpability. Do not include any personal identifiers.)

V1 was traveling east in the fourth lane of a four-lane divided concrete urban freeway in heavy traffic. Another vehicle was also traveling east in the fourth lane a short distance ahead of V1. The pedestrian was in the freeway to retrieve a muffler and tailpipe which had dropped off his pickup truck when a recapped tire blew out and the tailpipe and muffler were torn off by the tread of the tire slapping against them. The pedestrian had picked up the muffler and tailpipe and was returning to the north edge of the freeway. The driver of V1 stated that the vehicle in front of him hit its brakes and cut to the left on to the north shoulder. As soon as the vehicle in front did this, the driver of V1 stated that he saw the pedestrian walking across the fourth lane in a northbound direction. Just before impact, the driver stated that the pedestrian dropped the muffler and tailpipe and attempted to run to the north shoulder, but it was too late. The front of V1 struck the left side of the pedestrian and the muffler and tailpipe. The pedestrian was thrown forward and to the left and came to rest in the center median. The pedestrian was transported and hospitalized. V1 was towed.

B. PEDESTRIAN PROFILE

Pedestrian No.	Age	Sex	Treatment/Mortality	Most Severe Injury (TO BE COMPLETED BY ZONE CENTER)			
				Body Region	Ana. Struc.	AIS	Injury Source
01	41	Male	Hospitalized	Brain	Hemorrhage	5	Windshield

Body Region	Type of Anatomic Structure	Abbreviated Injury Scale
Head	Whole Area	(1) Minor injury
Face	Vessels	(2) Moderate injury
Throat	Nerves	(3) Serious injury
Chest	Organs	(4) Severe injury
Abdomen/Pelvis	Skeletal	(5) Critical injury
Spine	Head-LOC	(6) Maximum (untreatable)
Upper Extremity	Skin-Burn	(7) Injured, unknown severity
Lower Extremity	Skin-Other	
External		

C. VEHICLE PROFILE

Vehicle No.	Class of Vehicle	Year/Make/Model	Most Severe Damage Based on Vehicle Inspection	
			Damage Plane	Damage Description
01	Minivan	95/Ford/Windstar	Front	Moderate

DO NOT SANITIZE THIS FORM



U.S. Department of Transportation
National Highway Traffic Safety
Administration

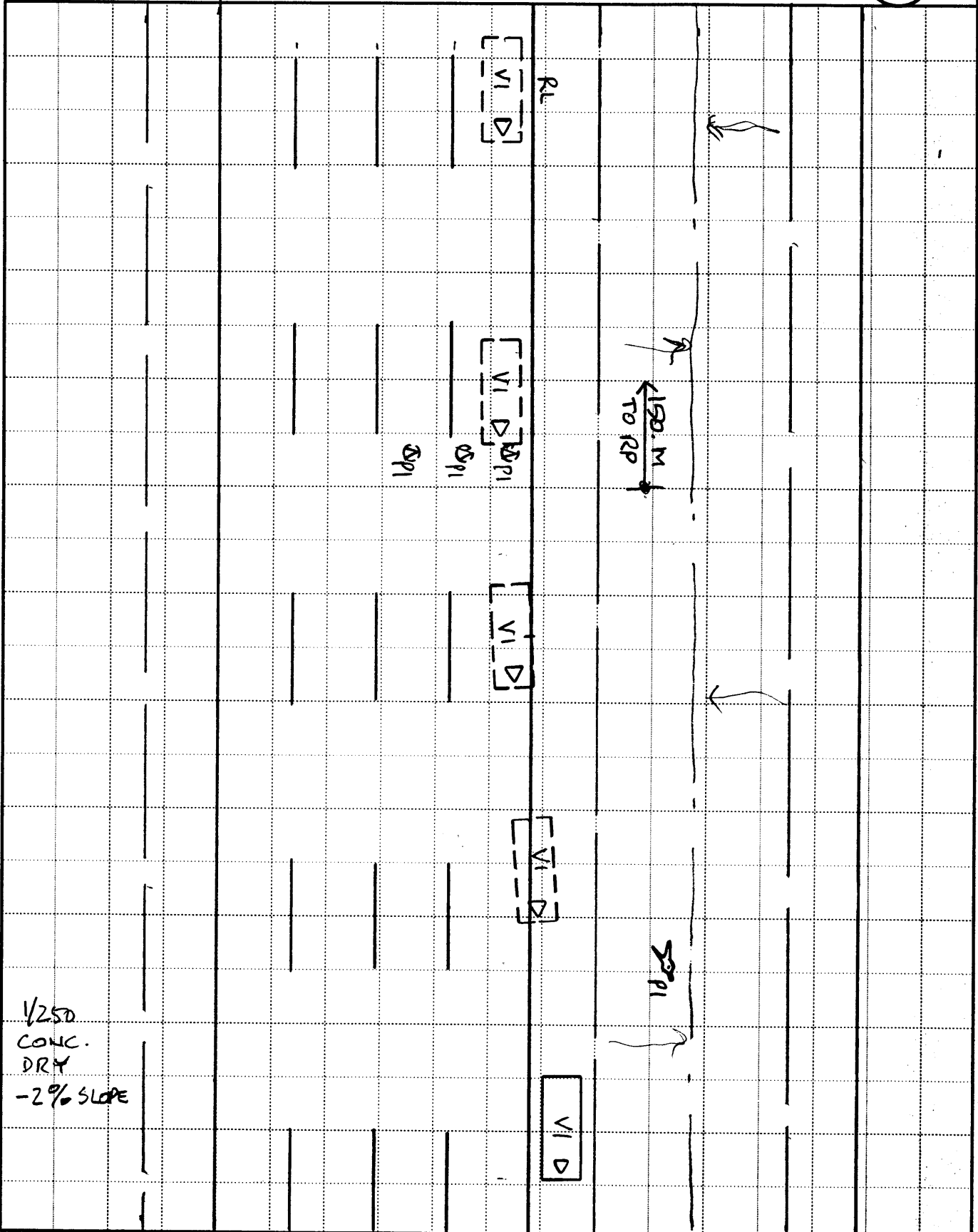
ACCIDENT COLLISION DIAGRAM

NATIONAL ACCIDENT SAMPLING SYSTEM
CRASHWORTHINESS DATA SYSTEM

PSU No. 49

Case Number - Stratum 607P

Indicate
North





U.S. Department of Transportation
National Highway Traffic Safety
Administration

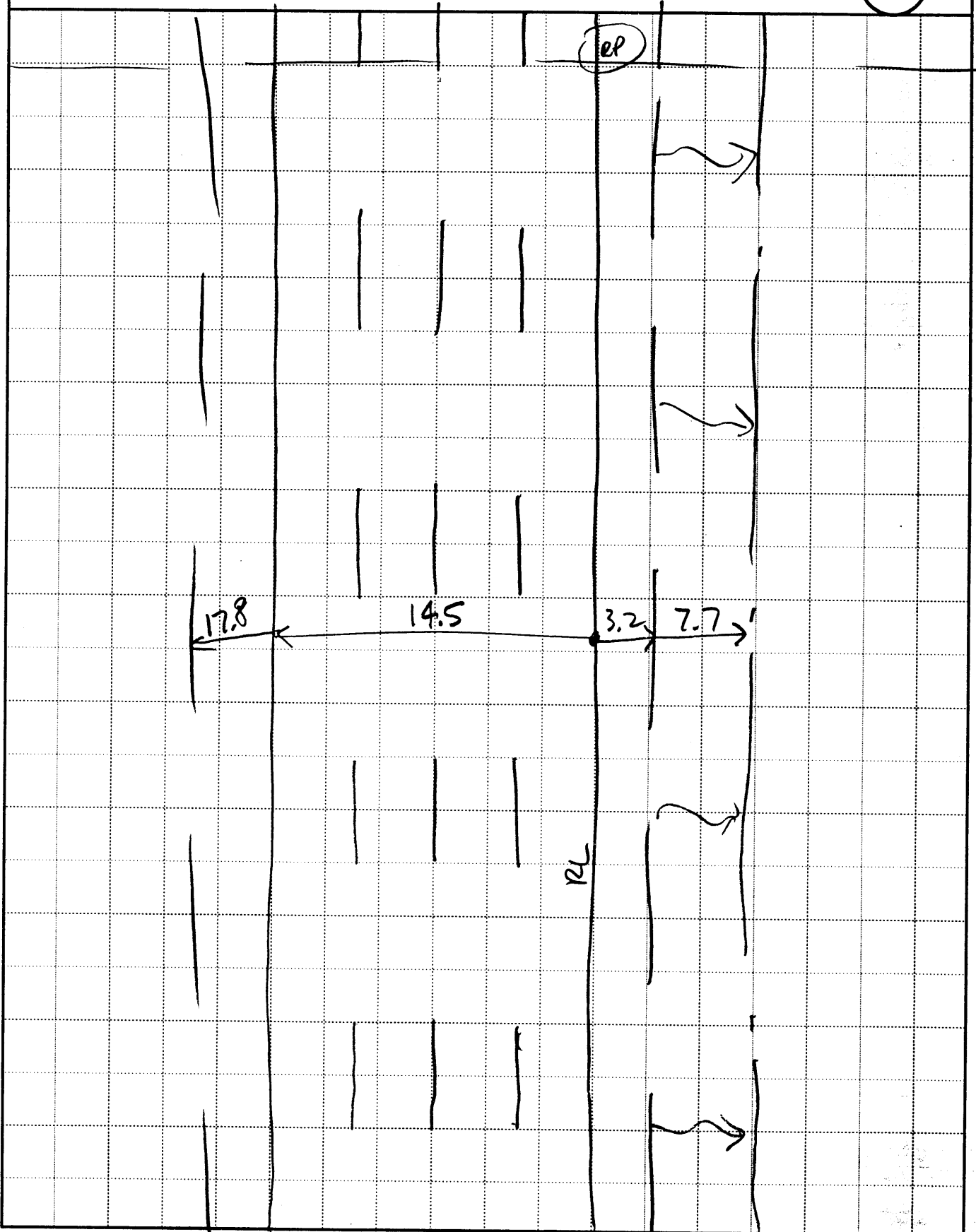
ACCIDENT COLLISION DIAGRAM

NATIONAL ACCIDENT SAMPLING SYSTEM
CRASHWORTHINESS DATA SYSTEM

PSU No. 49

Case Number—Stratum 607P

Indicate
North



**CODES FOR
CLASS OF VEHICLE**

- (00) Not a motor vehicle
- (01) Subcompact/mini (wheelbase < 254 cm)
- (02) Compact (wheelbase \geq 254 but < 265 cm)
- (03) Intermediate (wheelbase \geq 265 but < 278 cm)
- (04) Full size (wheelbase \geq 278 but < 291 cm)
- (05) Largest (wheelbase \geq 291 cm)
- (09) Unknown passenger car size
- (11) Compact utility vehicle
- (12) Large utility vehicle (\leq 4,500 kgs GVWR)
- (13) Passenger van (\leq 4,500 kgs GVWR)
- (14) Other van (\leq 4,500 kgs GVWR)
- (15) Pickup truck (\leq 4,500 kgs GVWR)
- (18) Other truck (\leq 4,500 kgs GVWR)
- (19) Unknown light truck type

**CODES FOR GENERAL AREA
OF DAMAGE (GAD)**

**CDS APPLICABLE
VEHICLES**

- (F) Front
- (R) Right side
- (L) Left side
- (U) Undercarriage
- (9) Unknown

CODES FOR VEHICLE NUMBER OR OBJECT CONTACTED

Collision with Nonfixed Object

- (72) Pedestrian



PEDESTRIAN ASSESSMENT FORM

<p>1. Primary Sampling Unit Number <u>49</u></p> <p>2. Case Number - Stratum <u>607 P</u></p> <p>3. Pedestrian Number <u>01</u></p>	<p>10. Pedestrian's Weight <u>082</u> Code actual weight to the nearest kilogram. (999) Unknown</p> <p><u>180</u> pounds X .4536 = <u>82</u> kilograms</p>
---	--

PEDESTRIAN'S CHARACTERISTICS	PEDESTRIAN'S PRE-AVOIDANCE ACTIONS
------------------------------	------------------------------------

<p>4. Pedestrian's Age <u>41</u> Code actual age at time of accident. (00) Less than one year old (specify by month): (97) 97 years and older (99) Unknown</p> <p>5. Pedestrian's Sex <u>1</u> (1) Male (2) Female - not reported pregnant (3) Female - pregnant-1st trimester (1st-3rd month) (4) Female - pregnant-2nd trimester (4th-6th month) (5) Female - pregnant-3rd trimester (7th-9th month) (6) Female - pregnant-term unknown (9) Unknown</p> <p>6. Pedestrian's Overall Height <u>183</u> Code actual height to the nearest centimeter. (999) Unknown <u>72</u> inches X 2.54 = <u>183</u> centimeters</p> <p>7. Pedestrian's Height - Ground to Knee <u>046</u> Code to the nearest centimeter. (999) Unknown <u>18</u> inches X 2.54 = <u>46</u> centimeters</p> <p>8. Pedestrian's Height - Ground to Hip <u>091</u> Code to the nearest centimeter. (999) Unknown <u>36</u> inches X 2.54 = <u>91</u> centimeters</p> <p>9. Pedestrian's Height - Ground to Shoulder <u>152</u> Code to the nearest centimeter. (999) Unknown <u>60</u> inches X 2.54 = <u>152</u> centimeters</p>	<p>11. Pedestrian Attitude <u>1</u> (1) Standing (2) Crouching (3) Kneeling (4) Bending at waist (8) Other (specify): (9) Unknown</p> <p>12. Pedestrian Motion <u>2</u> (0) Not moving (1) Walking slowly (2) Walking rapidly (3) Running or jogging (4) Hopping (5) Skipping (6) Jumping (7) Falling/stumbling or rising <u>01</u> (8) Other (specify): <u>DA</u> (9) Unknown</p> <p>13. Pedestrian's Action Relative to Vehicle <u>98</u> (00) Stopped (01) Crossing road, straight (02) Crossing road, diagonally (03) Moving in road, with traffic (04) Moving in road, against traffic (05) Off road, approaching road (06) Off road, going away from road (07) Off road, moving parallel (08) Off road, crossing driveway (09) Off road, moving along driveway (98) Other (specify): <u>TRYING TO GET TO NORTH SHOULDER</u> (99) Unknown</p> <p>14. Pedestrian's Body (Chest) Orientation Relative to Striking Vehicle Prior to Avoidance Actions <u>3</u> (1) Facing vehicle (2) Facing away (3) Left side to vehicle (4) Right side to vehicle (8) Other (specify): (9) Unknown</p>
--	---

PEDESTRIAN'S AVOIDANCE ACTIONS15. Pedestrian's First Avoidance Actions 02

- (00) No avoidance actions
- (01) Stopped
- (02) Accelerated pace
- (03) Ran away (along vehicle path)
- (04) Jumped
- (05) Turned toward vehicle
- (06) Turned away from vehicle
- (07) Dove or fell away

Used hand(s) to :

- (11) Vault corner of vehicle
- (12) Vault onto vehicle
- (13) Brace against vehicle
- (14) Crouched and braced hands against vehicle
- (98) Other (specify): _____
- (99) Unknown

PEDESTRIAN'S ORIENTATION AT IMPACT16. Pedestrian's Head Orientation at Initial Impact 2

- (1) To front
- (2) To left
- (3) To right
- (4) Up
- (5) Down
- (8) Other (specify): _____
- (9) Unknown

17. Pedestrian's Body (Chest) Orientation at Initial Impact 3

- (1) Facing vehicle
- (2) Facing away
- (3) Left side to vehicle
- (4) Right side to vehicle
- (8) Other (specify): _____
- (9) Unknown

18. Pedestrian's Arm Orientation at Initial Impact 10

- (01) At sides
- (02) Folded across chest
- (03) Hands clasped behind back
- (04) Hands on hips
- (05) Hands in pockets

One or both arms:

- (06) Extended upward
- (07) Extended to side
- (08) Extended forward bracing
- (09) Extended, holding object (briefcase, suitcase, etc.)
- (10) Holding object (young child, grocery bag, etc.) in arm(s)
- (11) Holding object (young child, grocery bag, etc.) on shoulder(s) or head
- (98) Other (specify): _____
- (99) Unknown

19. Pedestrian's Leg Orientation at Initial Impact 04

- (01) Together
- (02) Apart-laterally
- (03) Apart-right leg forward
- (04) Apart-left leg forward
- (05) Apart- forward leg unknown
- (06) Left foot off the ground
- (07) Right foot off the ground
- (08) Both feet off the ground
- (98) Other (specify): _____
- (99) Unknown

20. Vehicle/Pedestrian's Interaction 06

- (01) Carried by vehicle, wrapped position
- (02) Carried by vehicle, slid to windshield
- (03) Carried by vehicle, position unknown
- (04) Passed over vehicle top
- (05) Thrown straight forward
- (06) Thrown forward and left of vehicle
- (07) Thrown forward and right of vehicle
- (08) Knocked to pavement, forward
- (09) Knocked to pavement, left of vehicle
- (10) Knocked to pavement, right of vehicle
- (11) Knocked to pavement, run over or dragged by vehicle
- (12) Shunted to left (corner impacts only)
- (13) Shunted to right (corner impacts only)
- (14) Bumped or pushed aside
- (15) Snagged, rotated
- (16) Snagged, dragged by vehicle
- (17) Foot or legs run over
- (98) Other (specify): _____
- (99) Unknown

OFFICIAL RECORDS	INJURY CONSEQUENCES
<p>21. Police Reported Alcohol Presence For Pedestrian <u>0</u></p> <p>(0) No alcohol present (1) Yes alcohol present (7) Not reported (9) Unknown</p> <p>22. Alcohol Test Result For Pedestrian Code actual value (decimal implied before first digit—0.xx) <u>96</u></p> <p>(95) Test refused (96) None given (97) AC (Alcohol Content) test performed, results unknown (99) Unknown if test given</p> <p>Source: <u>PAR</u></p> <p>23. Police Reported Other Drug Presence For Pedestrian <u>0</u></p> <p>(0) No other drug(s) present (1) Yes other drug(s) present (7) Not reported (9) Unknown</p> <p>24. Other Drug Specimen Test Result For Pedestrian <u>0</u></p> <p>(0) No specimen test given (1) Drug not found in specimen (2) Drug found in specimen, (specify): _____ (3) Specimen test given, results unknown or not obtained (9) Unknown</p>	<p>25. Injury Severity (Police Rating) <u>3</u></p> <p>(0) O - No injury (1) C - Possible injury (2) B - Nonincapacitating injury (3) A - Incapacitating injury (4) K - Killed (5) U - Injury, severity unknown (6) Died prior to accident (9) Unknown</p> <p>26. Treatment - Mortality <u>3</u></p> <p>(0) No treatment (1) Fatal (2) Fatal - ruled disease (specify): _____</p> <p><i>Nonfatal</i></p> <p>(3) Hospitalization (4) Transported and released (5) Treatment at scene - non-transported (6) Treatment later (8) Treatment - other (specify): _____ (9) Unknown</p> <p>27. Type Of Medical Facility (for Initial Treatment) <u>2</u></p> <p>(0) Not treated at a medical facility (1) Trauma center (2) Hospital (3) Medical clinic (4) Physician's office (5) Treatment later at medical facility (8) Other (specify): _____ (9) Unknown</p>
	<p>28. Hospital Stay <u>61</u> <u>99</u></p> <p>(00) Not Hospitalized _____ Code the number of days (up through 60) that the pedestrian stayed in a hospital. (61) 61 days or more <u>72</u> (99) Unknown</p> <p>29. Working Days Lost <u>61</u> <u>99</u></p> <p>_____ Code the number of days (up through 60) that the pedestrian lost from work due to the accident (00) No working days lost (61) 61 days or more (62) Fatally injured (97) Not working prior to accident (99) Unknown</p>

STOP - VARIABLES 30 THROUGH 37 ARE COMPLETED BY THE ZONE CENTER

30. Glasgow Coma Scale (GCS) Score 02
 (at Medical Facility)
 (00) Not injured
 (01) Injured - not treated at medical facility
 (02) No GCS Score at medical facility
 (03-15) Code the actual value of the
 initial GCS Score recorded at medical
 facility.
 (97) Injured, details unknown
 (99) Unknown if injured

31. Was the Pedestrian Given Blood? 2 X
 (1) No - blood not given
 (2) Yes - blood given 33
 (specify units):
 (9) Unknown if blood given

32. Arterial Blood Gases (ABG) - HCO₃ 11
 (00) Not injured
 (01) Injured, ABGs not measured or reported
 (02-50) Code the actual value of the HCO₃
 (96) ABGs reported, HCO₃ unknown
 (97) Injured, details unknown
 (99) Unknown if injured

33. Time to Death 00
 Code number of hours from time of
 accident to time of death up through 24
 hours. If time of death is greater than 24
 hours, code number of days. (Note: 1 day
 = 31, 2 days = 32, ... n days = 30 + n up
 through 30 days = 60)
 (00) Not fatal
 (96) Fatal - ruled disease
 (99) Unknown

34. 1st Medically Reported Cause of Death 00

35. 2nd Medically Reported Cause of Death 00

36. 3rd Medically Reported Cause of Death 00

Code the Pedestrian Injury from line
 number(s) for the medically reported
 injury(s) which reportedly contributed to
 this pedestrian's death

(00) Not fatal or no additional causes
 (96) Mode of death given but specific
 injuries are not linked to cause
 of death. (specify):

(97) Other result (includes fatal ruled disease)
 (specify):

(99) Unknown

37. Number of Recorded Injuries for
 This Pedestrian 22

Code the actual number of
 injuries recorded for this pedestrian.

(00) No recorded injuries
 (97) Injured, details unknown
 (99) Unknown if injured

ARE ALL APPLICABLE MEDICAL RECORDS INCLUDED WITH INITIAL SUBMISSION?

NO [] YES []

UPDATE CANDIDATE?

NO [] YES []



PEDESTRIAN INJURY FORM

1. Primary Sampling Unit Number <u>49</u>	3. Pedestrian Number <u>01</u>
2. Case Number - Stratum <u>607P</u>	4. Blank <u>XX</u>

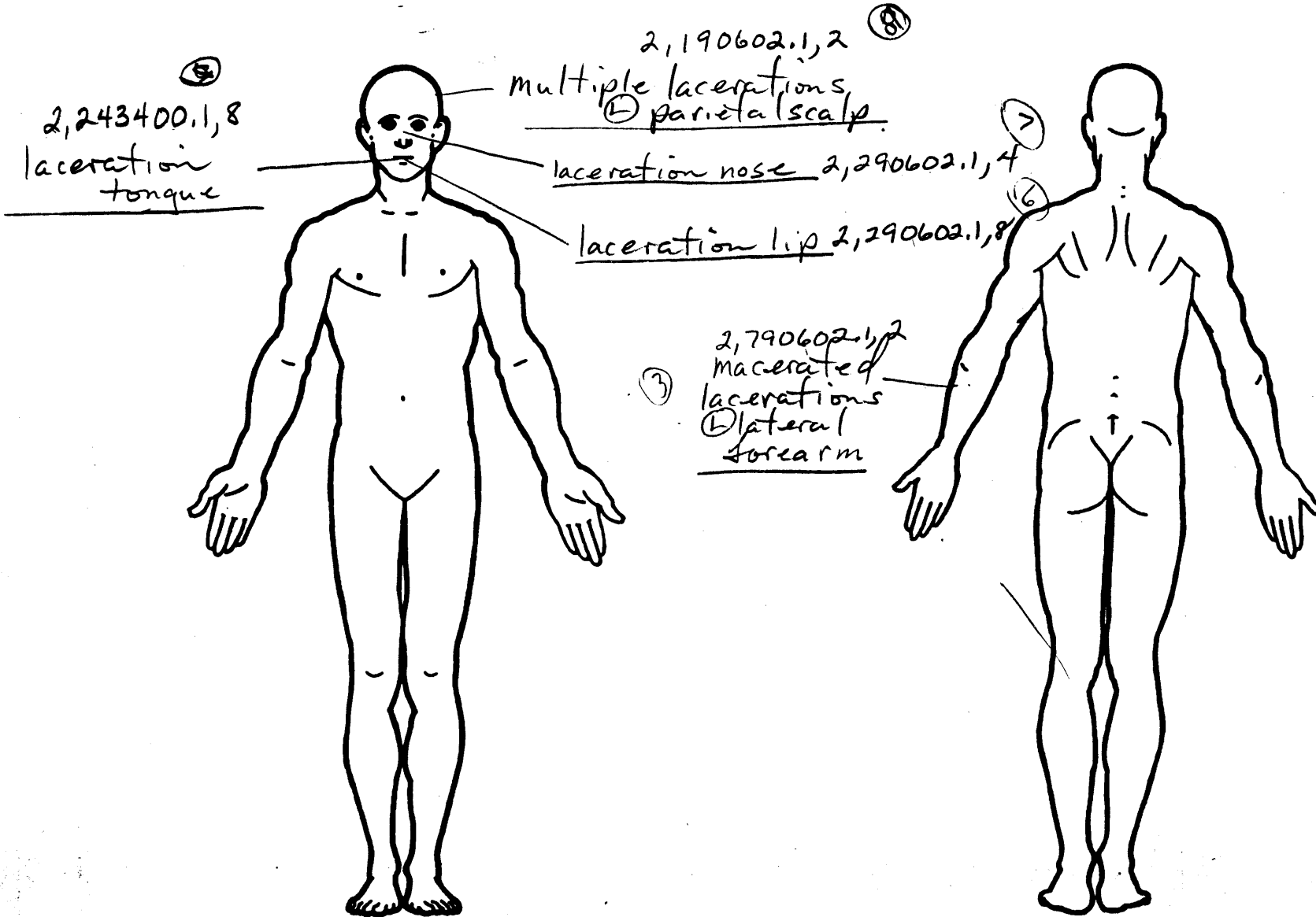
INJURY DATA

Record below the actual injuries sustained by this pedestrian in **CHRONOLOGICAL** order that were identified from the official and unofficial data sources. Remember not to double count an injury just because it was identified from two different sources. If greater than twenty-five injuries have been documented, encode the balance on the Pedestrian Injury Supplement.

	AIS-90							Injury Source	Injury Confidence Level	Direct/Indirect Injury	Striking Profile	Type Of Damage	Damage Depth
	Source of Injury Data	Body Region	Type of Anatomic Structure	Specific Anatomic Structure	Level of Injury	A.I.S. Severity	Aspect						
1st	5. <u>2</u>	6. <u>8</u>	7. <u>5</u>	8. <u>16</u>	9. <u>10</u>	10. <u>2</u>	11. <u>2</u>	12. <u>700</u>	13. <u>1</u>	14. <u>1</u>	15. <u>2</u>	16. <u>2</u>	17. <u>2</u>
2nd	18. <u>2</u>	19. <u>8</u>	20. <u>5</u>	21. <u>34</u>	22. <u>22</u>	23. <u>3</u>	24. <u>2</u>	25. <u>700</u>	26. <u>1</u>	27. <u>1</u>	28. <u>2</u>	29. <u>2</u>	30. <u>2</u>
3rd	31. <u>2</u>	32. <u>7</u>	33. <u>9</u>	34. <u>06</u>	35. <u>02</u>	36. <u>1</u>	37. <u>2</u>	38. <u>770</u>	39. <u>1</u>	40. <u>1</u>	41. <u>2</u>	42. <u>2</u>	43. <u>2</u>
4th	44. <u>2</u>	45. <u>4</u>	46. <u>5</u>	47. <u>02</u>	48. <u>12</u>	49. <u>1</u>	50. <u>2</u>	51. <u>773</u>	52. <u>1</u>	53. <u>1</u>	54. <u>1</u>	55. <u>3</u>	56. <u>3</u>
5th	57. <u>2</u>	58. <u>4</u>	59. <u>4</u>	60. <u>14</u>	61. <u>06</u>	62. <u>3</u>	63. <u>2</u>	64. <u>773</u>	65. <u>1</u>	66. <u>1</u>	67. <u>4</u>	68. <u>3</u>	69. <u>3</u>
6th	70. <u>2</u>	71. <u>2</u>	72. <u>9</u>	73. <u>06</u>	74. <u>02</u>	75. <u>1</u>	76. <u>8</u>	77. <u>775</u>	78. <u>1</u>	79. <u>1</u>	80. <u>2</u>	81. <u>5</u>	82. <u>5</u>
7th	83. <u>2</u>	84. <u>2</u>	85. <u>9</u>	86. <u>06</u>	87. <u>02</u>	88. <u>1</u>	89. <u>4</u>	90. <u>775</u>	91. <u>1</u>	92. <u>1</u>	93. <u>2</u>	94. <u>5</u>	95. <u>5</u>
8th	96. <u>2</u>	97. <u>1</u>	98. <u>9</u>	99. <u>06</u>	100. <u>02</u>	101. <u>1</u>	102. <u>2</u>	103. <u>775</u>	104. <u>1</u>	105. <u>1</u>	106. <u>2</u>	107. <u>5</u>	108. <u>5</u>
9th	109. <u>2</u>	110. <u>2</u>	111. <u>4</u>	112. <u>34</u>	113. <u>00</u>	114. <u>1</u>	115. <u>8</u>	116. <u>775</u>	117. <u>1</u>	118. <u>2</u>	119. <u>0</u>	120. <u>0</u>	121. <u>0</u>
10th	122. <u>2</u>	123. <u>1</u>	124. <u>4</u>	125. <u>06</u>	126. <u>56</u>	127. <u>5</u>	128. <u>2</u>	129. <u>775</u>	130. <u>1</u>	131. <u>1</u>	132. <u>2</u>	133. <u>5</u>	134. <u>5</u>

OFFICIAL INJURY DATA — SOFT TISSUE INJURIES

Indicate the Location, Specific Anatomic Structure, Detail (size, depth, fracture type, head injury clinical signs and neurological deficits), and Source of all injuries indicated by official sources (or from PAR or other unofficial sources if medical records and interviewee data are unavailable.)



SOURCE OF INJURY DATA**OFFICIAL**

- (1) Autopsy records with or without hospital/medical records
- (2) Hospital/medical records other than emergency room (e.g., discharge summary)
- (3) Emergency room records only (including associated X-rays or other lab reports)
- (4) Private physician, walk-in or emergency clinic

UNOFFICIAL

- (5) Lay coroner report
- (6) E.M.S. personnel
- (7) Interviewee
- (8) Other source (specify): _____
- (9) Police

INJURY SOURCE CONFIDENCE LEVEL

- (1) Certain
- (2) Probable
- (3) Possible
- (9) Unknown

DIRECT/INDIRECT INJURY

- (1) Direct contact injury
- (2) Indirect contact injury
- (3) Noncontact injury
- (7) Injured, unknown source

STRIKING PROFILE

- (0) Injury not from vehicle contact
- (1) Flat-Narrow (< 15 centimeters)
- (2) Flat-Wide (≥ 15 centimeters)
- (3) Rounded (contoured)
- (4) Rounded edge
- (5) Sharp edge
- (8) Other (specify): _____
- (9) Unknown

TYPE OF DAMAGE

- (0) Injury not from vehicle contact
- (1) No damage/contact
- (2) Scratch (Scuff, Cloth Transfer, Smear)
- (3) Dent
- (4) Large deformation
- (5) Cracked, fractured, shattered
- (6) Separated from vehicle
- (7) Noncontact injury
- (8) Other specify: _____
- (9) Unknown

DAMAGE DEPTH

- (0) Injury not from vehicle contact
- (1) No residual damage
- (2) Surface only damage
- (3) Crush depth > 0 to 2 centimeters
- (4) Crush depth > 2 to 5 centimeters
- (5) Crush depth > 5 to 10 centimeters
- (8) Other specify: _____
- (9) Unknown

PEDESTRIAN INJURY CLASSIFICATION**Body Region**

- (1) Head
- (2) Face
- (3) Neck
- (4) Thorax
- (5) Abdomen
- (6) Spine
- (7) Upper Extremity
- (8) Lower Extremity
- (9) Unspecified

Type of Anatomic Structure

- (1) Whole Area
- (2) Vessels
- (3) Nerves
- (4) Organs (includes muscles/ligaments)
- (5) Skeletal (includes joints)
- (6) Head - LOC
- (9) Skin

Specific Anatomic StructureWhole Area

- (02) Skin - Abrasion
- (04) Skin - Contusion
- (06) Skin - Laceration
- (08) Skin - Avulsion
- (10) Amputation
- (20) Burn
- (30) Crush
- (40) Degloving
- (50) Injury - NFS
- (90) Trauma, other than mechanical

Head - LOC

- (02) Length of LOC
- (04, 06, 08) Level of Consciousness
- (10) Concussion

Spine

- (02) Cervical
- (04) Thoracic
- (06) Lumbar

Vessels, Nerves, Organs, Bones, Joints are assigned consecutive two digit numbers beginning with 02

Level of Injury

Specific injuries are assigned consecutive two-digit numbers beginning with 02.

To the extent possible, within the organizational framework of the AIS, 00 is assigned to an injury NFS as to severity or where only one injury is given in the dictionary for that anatomic structure. 99 is assigned to any injury NFS as to lesion or severity.

Abbreviated Injury Scale

- (1) Minor injury
- (2) Moderate injury
- (3) Serious injury
- (4) Severe injury
- (5) Critical injury
- (6) Maximum (untreatable) injured, unknown severity

Aspect

- (1) Right
- (2) Left
- (3) Bilateral
- (4) Central
- (5) Anterior
- (6) Posterior
- (7) Superior
- (8) Inferior
- (9) Unknown
- (0) Whole region

INJURY SOURCEFRONT

- 700 Front bumper
- 701 Front lower valance/spoiler
- 702 Front grille
- 703 Hood edge and/or trim
- 704 Hood ornament (fixed)
- 705 Hood ornament (spring loaded)
- 706 Headlight
- 707 Retractable headlight door (Open/Closed)
- 708 Turn signal/parking lights
- 718 Other front or add on object (specify): _____
- 719 Unknown front object

Left Side Components

- 720 Front fender side surface
- 721 Front antenna
- 722 A1 pillar
- 723 A2 pillar
- 724 B pillar
- 725 C pillar
- 726 D pillar
- 728 Other pillar (specify): _____
- 729 Left side roof rail
- 730 Left side door surface
- 731 Left side door handle
- 732 Left side mirror fixed housing
- 733 Left side folding mirror
- 734 Left side glazing forward of B pillar
- 735 Left side glazing rearward of B pillar
- 736 Left side back fender or quarter panel
- 737 Rear antenna
- 738 Other left side object (specify): _____
- 739 Unknown left side component

Right Side Components

- 740 Front fender side surface
- 741 Front antenna
- 742 A1 pillar
- 743 A2 pillar

- 744 B pillar
- 745 C pillar
- 746 D pillar
- 748 Other pillar (specify): _____
- 749 Right side roof rail
- 750 Right side door surface
- 751 Right side door handle
- 752 Right side mirror fixed housing
- 753 Right side folding mirror
- 754 Right side glazing forward of B pillar
- 755 Right side glazing rearward of B pillar
- 756 Rear antenna
- 757 Rear fender or quarter panel
- 758 Other right side object (specify): _____
- 759 Unknown right side component

Back Components

- 760 Rear (back) bumper
- 761 Tailgate
- 762 Hatchback, vertical surface
- 768 Other back component (specify): _____
- 769 Unknown back component

Top Components

- 770 Hood surface
- 771 Hood surface reinforced by under hood component
- 772 Front fender top surface
- 773 Cowl area
- 774 Wiper blade & mountings
- 775 Windshield glazing
- 776 Front header
- 777 Roof surface
- 778 Backlight glazing
- 779 Rear header
- 780 Hatchback
- 781 Rear trunk lid
- 788 Other top component (specify): _____
- 789 Unknown top component

Wheels / tires

- 790 Left front wheel / tire
- 791 Right front wheel / tire
- 792 Left rear wheel / tire
- 793 Right rear wheel / tire
- 798 Other wheel / tire (specify): _____
- 799 Unknown wheel / tire

Undercarriage components

- 800 Front crossmember
- 801 Steering assembly/Front suspension
- 802 Oil pan
- 803 Exhaust system pipe
- 804 Transmission
- 805 Drive shaft
- 806 Catalytic converter
- 807 Muffler
- 808 Floor pan
- 809 Fuel tank
- 810 Rear suspension
- 818 Other undercarriage component (specify): _____
- 819 Unknown undercarriage component

Accessories

- 820 Air scoop, deflector
- 821 Cellular or CB radio antenna
- 822 Emergency lights or bar
- 823 Fog lights
- 824 Luggage, ski, or bike rack
- 825 Cargo (specify): _____
- 826 Spare tire
- 827 Spotlight
- 828 Other accessory (specify): _____

Other Object or Vehicle in Environment

- 947 Ground
- 948 Other object (specify): _____
- 949 Unknown object in environment
- 959 Unknown object on contacting vehicle
- 997 Noncontact injury source
- 999 Unknown injury source

Red penetrated windshield

★

★ Interior Dash of vehicle

OFFICIAL INJURY DATA — SKELETAL INJURIES

Restrained?

No

Indicate the Location, Specific Anatomic Structure, Detail (size, depth, fracture type, head injury clinical signs and neurological deficits), and Source of all injuries indicated by official sources (or from PAR or other unofficial sources if medical records and interviewee data are unavailable.)

Yes

Blood Alcohol Level (mg/dl)

BAL = 0

Glasgow Coma Scale Score

GCSS = 7

Units of Blood Given

Units = 33

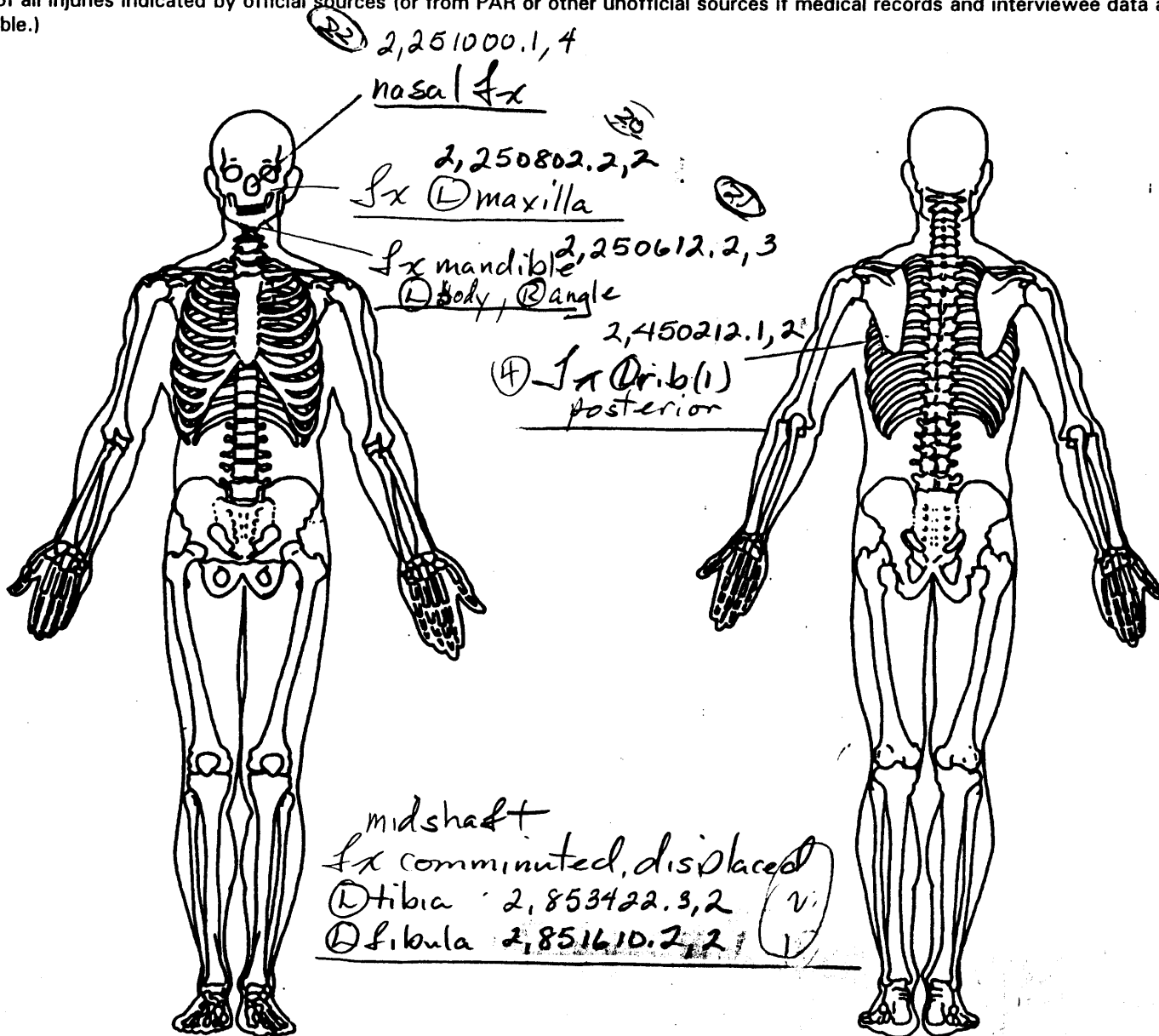
Arterial Blood Gases

Ph = 7.26

PO₂ = 132

PCO₂ = 26

HCO₃ = 11



OFFICIAL INJURY DATA - INTERNAL INJURIES

Indicate the Location, Specific Anatomic Structure, Detail (size, depth, fracture type, head injury clinical signs and neurological deficits), and Source of all injuries indicated by official sources (or from PAR or other unofficial sources if medical records and interviewee data are unavailable.)

2,140684.3,1 2,140684.3,2
 (B) Subarachnoid
 (15) hemorrhage

2,140678.4,1 2,140678.4,2
 intraventricular + 2
 blood (B)

2,140644.4,2
 intracerebral hemorrhage (D) frontal (2)

2,140656.5,2 (19)
 subdural hematoma (D) lower frontal (2.5cm thick)

2,140608.4,2 (11)
 contusion (D) lower frontal

2,441406.3,2
 (5) Contusion (D) posterolateral upper lobe

2,140670.3,1
 2,140670.3,2
 edema (B) (12)

(2) LOC
 2,160828.5,0
 Responsive only to deep pain
 neuro deficit



1. Primary Sampling Unit Number 99
 2. Case Number - Stratum 607 P
 3. Vehicle Number 01


VEHICLE IDENTIFICATION

4. Vehicle Model Year 95
 Code the last two digits of the model year
 (99) Unknown

5. Vehicle Make (specify): 12
FORD
 Applicable codes are found in your
 NASS PCDS Data Collection, Coding and
 Editing Manual.
 (99) Unknown

6. Vehicle Model (specify): 442
WINDSTAR
 Applicable codes are found in your
 NASS PCDS Data Collection, Coding and
 Editing Manual.
 (99) Unknown

7. Body Type 20
 Note: Applicable codes may be found on
 the back of this page.

8. Vehicle Identification Number
2EMDA5141SB 
 1 2 3 4 5 6 7 8 9 10 11 12 13 14 15 16 17
 Left justify; Slash zeros and letter Z (0 and Z)
 No VIN—Code all zeros
 Unknown—Code all nines

OFFICIAL RECORDS

9. Police Reported Travel Speed 999 ✓
 Code to the nearest kmph (NOTE: 000 means
 less than 0.5 kmph)
 (160)159.5 kmph and above
 (999)Unknown
 _____ mph X 1.6093 = _____ kmph

10. Speed Limit 089 ✓
 (000) No statutory limit
 Code posted or statutory speed limit
 in kmph
 (999) Unknown
55 mph X 1.6093 = 89 kmph

11. Police Reported Alcohol Presence For Driver 0 ✓
 (0) No alcohol present
 (1) Yes alcohol present
 (7) Not reported
 (8) No driver present
 (9) Unknown

12. Alcohol Test Result For Driver 96 ✓
 Code actual value (decimal implied
 before first digit—0.xx)
 (95) Test refused
 (96) None given
 (97) AC (Alcohol Content) test
 performed, results unknown
 (98) No driver present
 (99) Unknown
 Source: P.A.R.

13. Police Reported Other Drug Presence For Driver 0 ✓
 (0) No other drug(s) present
 (1) Yes other drug(s) present
 (7) Not reported
 (8) No driver present
 (9) Unknown

14. Other Drug Specimen Test Result For Driver 0 ✓
 (0) No specimen test given
 (1) Drug not found in specimen
 (2) Drug found in specimen
 (specify): _____
 (3) Specimen test given, results
 unknown or not obtained
 (8) No driver present
 (9) Unknown

CODES FOR BODY TYPE

CDS APPLICABLE VEHICLES

Automobiles

- (01) Convertible (excludes sun-roof, t-bar)
- (02) 2-door sedan, hardtop, coupe
- (03) 3-door/2-door hatchback
- (04) 4-door sedan, hardtop
- (05) 5-door/4-door hatchback
- (06) Station wagon (excluding van and truck based)
- (07) Hatchback, number of doors unknown
- (08) Other automobile type (specify): _____
- (09) Unknown automobile type

Automobile Derivatives

- (10) Auto based pickup (includes El Camino, Caballero, Ranchero, Brat, and Rabbit pickup)
- (11) Auto based panel (cargo station wagon, auto based ambulance/hearse)
- (12) Large limousine - more than four side doors or stretched chassis
- (13) Three-wheel automobile or automobile derivative

Utility Vehicles ($\leq 4,500$ kgs GVWR)

- (14) Compact utility (Jeep CJ-2 - CJ-7, Scrambler, Golden Eagle, Renegade, Laredo, Wrangler, Cherokee [84 and after], Dispatcher, Raider, Bronco II, Bronco [78 and before], Explorer, S-10 Blazer, Geo Tracker, Bravada, S-15 Jimmy, Thing, Pathfinder, Trooper, Trooper II, Rodeo, Amigo, Navajo, 4-Runner, Montero, Samurai, Sidekick, Rocky)
- (15) Large utility (includes Jeep Cherokee [83 and before], Ramcharger, Trailduster, Bronco-fullsize [78 and after], fullsize Blazer, fullsize Jimmy, Landcruiser, Rover, Scout)
- (16) Utility station wagon (Chevy Suburban, GMC Suburban, Travelall, Grand Wagoneer, includes suburban limousine)
- (19) Utility, unknown body type

Van Based Light Trucks ($\leq 4,500$ kgs GVWR)

- (20) Minivan (Chrysler Town and Country, Caravan, Grand Caravan, Voyager, Grand Voyager, Mini-Ram, Dodge/Plymouth Vista, Aerostar, Villager, Lumina APV, Trans Sport, Silhouette, Astro, Safari, Toyota Van, Toyota Minivan, Previa, Nissan Minivan, Quest, Mitsubishi Minivan, Vanagon/Camper.)
- (21) Large van (B150-B350, Sportsman, Royal, Maxiwagon, Ram, Tradesman, Voyager [83 and before], E150-E350, Econoline, Clubwagon, Chateau, G10-G30, Chevy Van, Beauville, Sport Van, G15-G35, Rally Van, Vandura.)
- (22) Step van or walk-in van ($\leq 4,500$ kgs GVWR)
- (23) Van based motorhome ($\leq 4,500$ kgs GVWR)
- (24) Van based school bus ($\leq 4,500$ kgs GVWR)
- (25) Van based other bus ($\leq 4,500$ kgs GVWR)
- (28) Other van type (Hi-Cube Van, Kary) (specify): _____
- (29) Unknown van type

Light Conventional Trucks (Pickup style cab, $\leq 4,500$ kgs GVWR)

- (30) Compact pickup (D50, Colt P/U, Ram 50, Dakota, Arrow Pickup [foreign], Ranger, Courier, S-10, T-10, LUV, S-15, T-15, Sonoma, Datsun/Nissan Pickup, P'up, Mazda Pickup, Toyota Pickup, Mitsubishi Pickup)
- (31) Large Pickup (Jeep Pickup, Comanche, Ram Pickup, D100-D350, W100-W350, F100-F350, C10-C35, K10-K35, R10-R35, V10-V35, Silverado, Sierra, R100-R500,)

- (32) Pickup with slide-in camper
- (33) Convertible pickup
- (39) Unknown pickup style light conventional truck type

Other Light Trucks ($\leq 4,500$ kgs GVWR)

- (40) Cab chassis based (includes rescue vehicles, light stake, dump, and tow truck)
- (41) Truck based panel
- (42) Light truck based motorhome (chassis mounted)
- (45) Other light conventional truck type
- (48) Unknown light truck type
- (49) Unknown light vehicle type (automobile, utility, van, or light truck)

OTHER VEHICLES

Buses (Excludes Van Based)

- (50) School bus (designed to carry students, not cross country or transit)
- (58) Other bus type (e.g., transit, intercity, bus based motorhome) (specify): _____
- (59) Unknown bus type

Medium/Heavy Trucks ($> 4,500$ kgs GVWR)

- (60) Step van ($> 4,500$ kgs GVWR)
- (61) Single unit straight truck ($4,500$ kgs $<$ GVWR $\leq 8,850$ kgs)
- (62) Single unit straight truck ($8,850$ kgs $<$ GVWR $\leq 12,000$ kgs)
- (63) Single unit straight truck ($> 12,000$ kgs GVWR)
- (64) Single unit straight truck, GVWR unknown
- (65) Medium/heavy truck based motorhome
- (67) Truck-tractor with no cargo trailer
- (68) Truck-tractor pulling one trailer
- (69) Truck-tractor pulling two or more trailers
- (70) Truck-tractor (unknown if pulling trailer)
- (78) Unknown medium/heavy truck type
- (79) Unknown truck type (light/medium/heavy)

Motored Cycles (Does Not Include All-Terrain Vehicles/Cycles)

- (80) Motorcycle
- (81) Moped (motorized bicycle)
- (82) Three-wheel motorcycle or moped
- (88) Other motored cycle (minibike, motorscooter) (specify): _____
- (89) Unknown motored cycle type

Other Vehicles

- (90) ATV (All-Terrain Vehicle) and ATC (All-Terrain Cycle)
- (91) Snowmobile
- (92) Farm equipment other than trucks
- (93) Construction equipment other than trucks
- (97) Other vehicle type
- (99) Unknown body type

VEHICLE WEIGHT ITEMS

15. Vehicle Curb Weight 1730
 Code weight to nearest 10 kilograms.
 (045) Less than 450 kilograms
 (610) 6,100 kilograms or more
 (999) Unknown
 $\frac{3833}{3808}$ lbs X .4536 = $\frac{1739}{1727}$ kgs

Source: 95 

16. Vehicle Cargo Weight 0000
 Code weight to nearest 10 kilograms.
 (000) Less than 5 kilograms
 (450) 4,500 kilograms or more
 (999) Unknown
 _____ lbs X .4536 = _____ kgs

OTHER DATA

17. Vehicle Special Use (This Trip) 0
 (0) No special use
 (1) Taxi
 (2) Vehicle used as school bus
 (3) Vehicle used as other bus
 (4) Military
 (5) Police
 (6) Ambulance
 (7) Fire truck or car
 (8) Other (specify): _____
 (9) Unknown

RECONSTRUCTION DATA

18. Impact Speed ⊕ 078
78 Nearest kmph

(NOTE: 000 means greater than .5 kmph)
 (160) 159.5 kmph and above
 (999) Unknown

19. Accuracy Range of Impact Speed Estimate 2
 (0) No reconstruction
 (1) Less than 2 kmph
 (2) ≥ 2 kmph and ≤ 8 kmph
 (3) ≥ 9 kmph and ≤ 16 kmph
 (4) ≥ 17 kmph and ≤ 26 kmph
 (9) Unknown

20. Data Source of Impact Speed 1
 (0) No impact speed calculated
 (1) Zone center calculation
 (2) Police calculation
 (3) Driver/witness/police estimates

PRECRASH DATA

21. Driver's Attention to Driving 1
 (Prior to Recognition of Critical Event)
 (1) Full attention to driving
 (2) Distracted by other occupant
 (3) Distracted by moving object in vehicle
 (4) Distracted by outside person, object, or event
 (5) Talking on cellular phone or CB radio (specify): _____
 (6) Sleeping or dozing while driving
 (8) Other (specify): _____
 (9) Unknown

22. Pre-Event Vehicle Movement 01
 (Prior to Recognition of Critical Event)
 (01) Going straight
 (02) Slowing or stopping in traffic lane
 (03) Starting in traffic lane
 (04) Stopped in traffic lane
 (05) Passing or overtaking another vehicle
 (06) Disabled or parked in travel lane
 (07) Leaving a parking position
 (08) Entering a parking position
 (09) Turning right
 (10) Turning left
 (11) Making a U-turn
 (12) Backing up (other than for parking position)
 (13) Negotiating a curve
 (14) Changing lanes
 (15) Merging
 (16) Successful avoidance maneuver to a previous critical event
 (97) Other (specify): _____
 (98) No driver present
 (99) Unknown

STOP - VARIABLES 18 THROUGH 20 ARE COMPLETED BY THE ZONE CENTER

23. Critical Precrash Event 40*This Vehicle Loss of Control Due To:*

- (01) Blow out or flat tire
- (02) Stalled engine
- (03) Disabling vehicle failure (e.g., wheel fell off) (specify): _____
- (04) Non-disabling vehicle problem (e.g., hood flew up) (specify): _____
- (05) Poor road conditions (puddle, pot hole, ice, etc.) (specify): _____
- (06) Traveling too fast for conditions
- (08) Other cause of control loss (specify): _____

(09) Unknown cause of control loss

This Vehicle Traveling

- (10) Over the lane line on left side of travel lane
- (11) Over the lane line on right side of travel lane
- (12) Off the edge of the road on the left side
- (13) Off the edge of the road on the right side
- (14) End departure
- (15) Turning left at intersection
- (16) Turning right at intersection
- (17) Crossing over (passing through) intersection
- (19) Unknown travel direction

Other Motor Vehicle In Lane

- (50) Stopped
- (51) Traveling in same direction with lower speed (i.e., lower steady speed or decelerating)
- (52) Traveling in same direction with higher speed
- (53) Traveling in opposite direction
- (54) In crossover
- (55) Backing
- (59) Unknown travel direction of other motor vehicle in lane

Other Motor Vehicle Encroaching Into Lane

- (60) From adjacent lane (same direction)—over left lane line
- (61) From adjacent lane (same direction)—over right lane line
- (62) From opposite direction—over left lane line
- (63) From opposite direction—over right lane line
- (64) From parking lane
- (65) From crossing street, turning into same direction
- (66) From crossing street, across path
- (67) From crossing street, turning into opposite direction
- (68) From crossing street, intended path not known
- (70) From driveway, turning into same direction
- (71) From driveway, across path
- (72) From driveway, turning into opposite direction
- (73) From driveway, intended path not known
- (74) From entrance to limited access highway
- (78) Encroachment by other vehicle—details unknown

Pedestrian or Pedalcyclist, or Other Nonmotorist

- (80) Pedestrian in roadway
- (81) Pedestrian approaching roadway
- (82) Pedestrian—unknown location

(83) Pedalcyclist or other nonmotorist in roadway (specify): _____

(84) Pedalcyclist or other nonmotorist approaching roadway (specify): _____

(85) Pedalcyclist or other nonmotorist—unknown location (specify): _____

Object or Animal

- (87) Animal in roadway
- (88) Animal approaching roadway
- (89) Animal—unknown location
- (90) Object in roadway
- (91) Object approaching roadway
- (92) Object—unknown location
- (98) Other critical precrash event (specify): _____

(99) Unknown 08
~~21~~24. Attempted Avoidance Maneuver 3

- (00) No driver present
- (01) No avoidance actions
- (02) Braking (no lockup)
- (03) Braking (lockup)
- (04) Braking (lockup unknown)
- (05) Releasing brakes
- (06) Steering left
- (07) Steering right
- (08) Braking and steering left
- (09) Braking and steering right
- (10) Accelerating
- (11) Accelerating and steering left
- (12) Accelerating and steering right
- (98) Other action (specify): _____
- (99) Unknown 3
anti lock brakes
X

25. Precrash Stability After Avoidance Maneuver 5

- (0) No driver present
- (1) No avoidance maneuver
- (2) Tracking
- (3) Skidding longitudinally—rotation less than 30 degrees
- (4) Skidding laterally—clockwise rotation
- (5) Skidding laterally—counterclockwise rotation
- (8) Other vehicle loss-of-control (specify): _____
- (9) Precrash stability unknown 5
A I

26. Precrash Directional Consequences of Avoidance Maneuver (Corrective Action)

- (0) No driver present
- (1) No avoidance maneuver
- (2) Vehicle stayed in travel lane where avoidance maneuver was initiated
- (3) Vehicle stayed on roadway but left travel lane where avoidance maneuver was initiated
- (4) Vehicle stayed on roadway, not known if left travel lane where avoidance maneuver was initiated
- (5) Vehicle departed roadway
- (6) Avoidance maneuver initiated off roadway
- (9) Directional consequences unknown

ENVIRONMENTAL DATA

27. Relation to Junction 0
- (0) Non-junction
(1) Interchange area
- Non-Interchange*
- (2) Intersection
(3) Intersection-related
(4) Drive, alley access related
(5) Other non-interchange (specify): _____
- (6) Unknown type of non-interchange
(9) Unknown if interchange
28. Trafficway Flow 2
- (1) Not physically divided (two way traffic)
(2) Divided trafficway - median strip without positive barrier
(3) Divided trafficway - median strip with positive barrier
(4) One way trafficway
(9) Unknown
29. Number of Travel Lanes 4
- (1) One
(2) Two
(3) Three
(4) Four
(5) Five
(6) Six
(7) Seven or more
(9) Unknown
30. Roadway Alignment 1
- (1) Straight
(2) Curve right
(3) Curve left
(9) Unknown
31. Roadway Profile 3
- (1) Level
(2) Uphill Grade (> 2%)
(3) Downhill Grade (> 2%) *-3/122*
(4) Hillcrest
(5) Sag
(9) Unknown
32. Roadway Surface Type 1
- (1) Concrete
(2) Bituminous (asphalt)
(3) Brick or Block
(4) Slag, gravel or stone
(5) Dirt
(8) Other (specify): _____
- (9) Unknown
33. Roadway Surface Condition 1
- (1) Dry
(2) Wet
(3) Snow and slush
(4) Ice
(5) Sand, dirt or oil
(8) Other (specify): _____
(9) Unknown
34. Traffic Control Device 0
- (0) No traffic control(s)
(1) Trafficway traffic control signal (not RR crossing)
- Regulatory or School Zone Sign (Not RR Crossing)*
- (2) Stop sign
(3) Yield sign
(4) School zone sign
(5) Other sign (specify): _____
- (6) Unknown sign
(7) Warning sign (not RR crossing)
(8) Miscellaneous/other controls including RR controls (specify): _____
- (9) Unknown
35. Traffic Control Device Functioning 0
- (0) No traffic control
(1) Not Functioning
(2) Functioning
(9) Unknown
36. Light Conditions 1
- (1) Daylight
(2) Dark
(3) Dark, but lighted
(4) Dawn
(5) Dusk
(9) Unknown
37. Atmospheric Conditions 1
- (1) No adverse atmospheric related driving conditions
(2) Rain
(3) Sleet
(4) Snow
(5) Fog
(6) Rain and fog
(7) Sleet and fog
(8) Other (e.g., smog, smoke, blowing sand or dust, etc.) (specify): _____
(9) Unknown

49-607P

1996

1995 Ford Windsor

Daytime - Concrete

$$f = 0.70$$

$$P_{ed} - b' = 72''$$

EB L + L Lane

$$180''$$

$$4140m$$

$$POI \text{ to FRP} = 34.5m = 113.2 \text{ ft.}$$

Driver EB

$$V_L = \sqrt{2.5 f g}$$

$$= \sqrt{(2)(113.2)(0.7)(32.2)}$$

$$= 71.4 \text{ FPS} = 48.5 \text{ mph} = 78 \text{ kph}$$



1. Primary Sampling Unit Number	<u>49</u>	3. Vehicle Number	<u>0 1</u>
2. Case Number - Stratum	<u>6 07 P</u>		

VEHICLE IDENTIFICATION

VIN 2 F M D A 5 1 4 1 S B ~~XXXXXXXXXX~~ Model Year 95

Vehicle Make (specify): Ford Vehicle Model (specify): WINDSTAR

PEDESTRIAN FRONT CONTACT WORK SHEET

PEV06 Hood Material	<u>Fiberglass/Plastic? (Non-steel)</u>
PEV08 Hood Length	<u>0 7 7</u> cm ✓
PEV09 Hood Width-Forward Opening	<u>1 4 8</u> cm ✓
PEV10 Hood Width-Midway	<u>1 4 7</u> cm ✓
PEV11 Hood Width-Rear Opening	<u>1 4 7</u> cm ✓
PEV14 Front Bumper Cover Material	<u>Plastic</u>
PEV15 Front Bumper Reinforcement Material	<u>Steel</u>

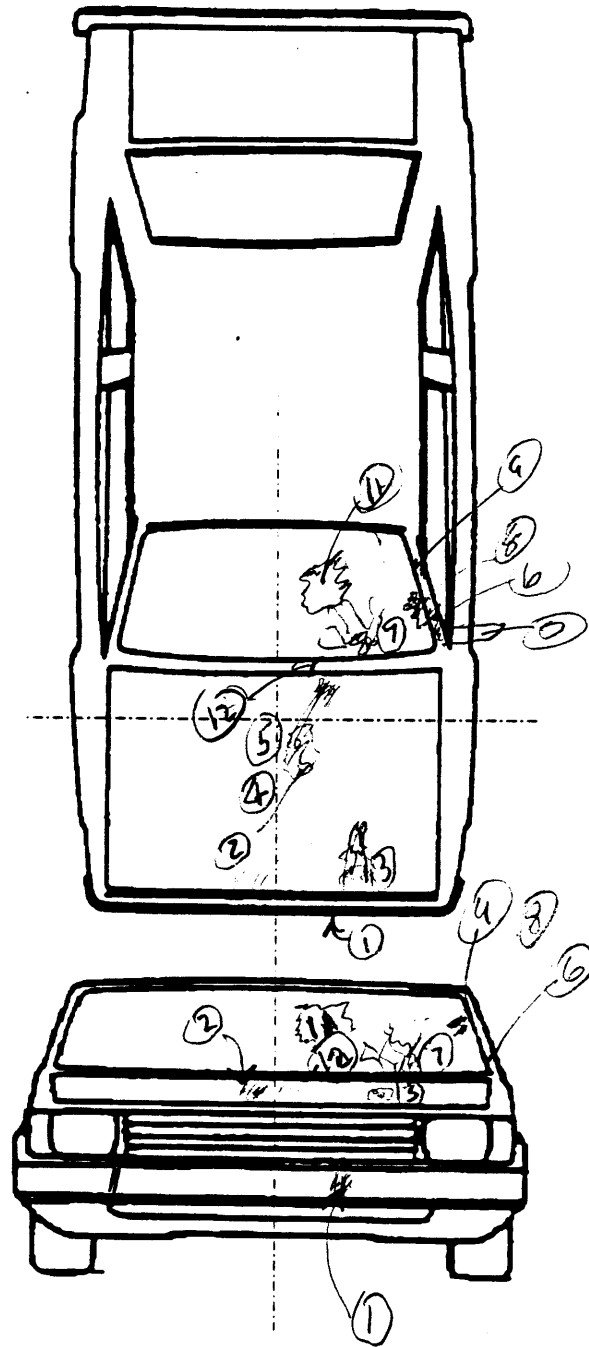
VERTICAL MEASUREMENTS

PEV16 Front Bumper-Bottom Height	<u>0 3 7</u> cm ✓
PEV17 Front Bumper-Top Height	<u>0 5 4</u> cm ✓
PEV18 Forward Hood Opening	<u>0 7 2</u> cm ✓
PEV19 Front Bumper Lead	<u>0 0 9</u> cm ✓

WRAP DISTANCES

PEV20 Ground to Forward Hood Opening	<u>0 7 6</u> cm ✓
PEV21 Ground to Front/Top Transition Point	<u>0 8 1</u> cm ✓
PEV22 Ground to Rear Hood Opening	<u>158 1 6 2</u> cm ✓
PEV23 Ground to Base of Windshield	<u>180 1 8 6</u> cm
PEV24 Ground to Top of Windshield	<u>270 3 8 2</u> cm
PEV25 Ground to Head Contact	<u>241 2 5 1</u> cm

VEHICLE DAMAGE SKETCH



NOTES: Sketch all pedestrian contacts, include the size and depth in centimeters. Locate the pedestrian contacts from the intercept point of the centerline (lateral) and the front axes (longitudinal) in centimeters. Annotate observations which might be useful in reconstructing the accident (e.g., grass in tire bead, direction of striations, scuff on sidewalls, etc.).

Location of the origin (intercept point of the centerline and the front axes) from the ground: _____ cm

PEDESTRIAN SIDE CONTACT WORK SHEET

PEV06 Hood Material	_____	
PEV08 Hood Length	_____	cm
PEV09 Hood Width-Forward Opening	_____	cm
PEV10 Hood Width-Midway	_____	cm
PEV11 Hood Width-Rear Opening	_____	cm

VERTICAL MEASUREMENTS

PEV26 Ground Clearance	<u>017</u>	cm
PEV27 Side Bumper-Bottom Height	<u>032</u>	cm
PEV28 Side Bumper-Top Height	<u>056</u>	cm
PEV29 Centerline of Wheel	<u>030</u>	cm
PEV30 Top of Tire	<u>065</u>	cm
PEV31 Top of Wheel Well Opening	<u>072</u>	cm
PEV32 Bottom of A-Pillar at Windshield	<u>111</u>	cm
PEV33 Top of A-Pillar at Windshield	<u>159</u>	cm
PEV34 Top of Side View Mirror	<u>121</u>	cm

LATERAL MEASUREMENTS

PEV35 C _L to A-Pillar at Bottom of Windshield	<u>082</u>	cm
PEV36 C _L to A-Pillar at Top of Windshield	<u>067</u>	cm
PEV37 C _L to Maximum Side View Mirror Protrusion	<u>099</u>	cm

WRAP DISTANCES

PEV38 Ground to Side/Top Transition	<u>080</u>	cm
PEV39 Ground to Hood Edge	<u>099</u>	cm
PEV40 Ground to Centerline of Hood (ORIGIN)	<u>182</u>	cm
PEV41 Ground to Head Contact	<u>000</u>	cm

ORIGINAL SPECIFICATIONS

Wheelbase	<u>120.7</u>	inches x 2.54 =	<u>307</u> cm ✓
Overall Length	<u>201.2</u>	inches x 2.54 =	<u>511</u> cm ✓
Maximum Width	<u>75.4</u>	inches x 2.54 =	<u>192</u> cm ✓
Curb Weight	<u>3,808</u> ³⁸³³	pounds x .4536 =	1,727 kg 1739
Average Track	<u>63.65</u>	inches x 2.54 =	<u>162</u> cm ✓
Front Overhang	<u>40.2</u>	inches x 2.54 =	<u>102</u> cm
Rear Overhang	<u>40.3</u>	inches x 2.54 =	<u>102</u> cm
Undeformed End Width	— — — . —	inches x 2.54 =	<u>160</u> cm
Engine Size: cyl./displ.	— — — — —	cc x .001 =	— . — L
	— — — — —	CID x .0164 =	— . — L

F 64.3
R 63.0

F 168
R 160


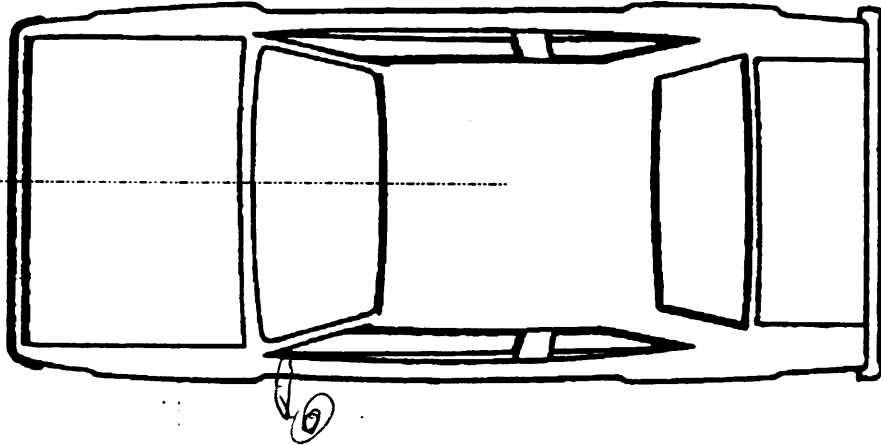

3733 SHIP WT
75 FLUIDS

3808 CURB WT

3733
+ 100

3833

VEHICLE DAMAGE SKETCH



NOTES: Sketch all pedestrian contacts. include the size and depth in centimeters. Locate the pedestrian contacts from the intercept point of the centerline (lateral) and the front axles (longitudinal) in centimeters. Annotate observations which might be useful in reconstructing the accident (e.g., grass in tire bead, direction of striations, scuff on sidewalls, etc.).

Location of the origin (intercept point of the centerline and the front axles) from the ground: _____ cm

POINTS OF PEDESTRIAN CONTACT

LIST CONTACTS IN CHRONOLOGICAL ORDER

CONTACT #	COMPONENT CONTACTED CODE	LONGITUDINAL LOCATION (D)	LATERAL LOCATION (M)	CRUSH IN CENTIMETERS	SUSPECTED BODY REGION	SUPPORTING PHYSICAL EVIDENCE	CONFIDENCE LEVEL OF CONTACT POINT (Code)	
1	700	+102	-19	0	LEG	TRANSFER (LIGHT)	1 2 ③ 8	
2	770	+91	+4	0	LEG?	SKIN TRANSFER	① 2 3 8	
3	770	+86	-30	0	LEG	91	① 2 3 8	
4	770	+64	0	0	PELVIS	SCRATCH (METAL)	① 2 3 8	
5	770	+46-+10	-670-17	0	ARM/GULD	CLOTH TRANSFER	① 2 3 8	
6	772	-43	-83	0	ARM	SKIN TRANSFER	① 2 3 8	
7	775	-40	-55	7	ELBOW	SPIDERWEB/SKIN	① 2 3 8	
8	775	-56	-66	2	UNK	SKIN	① 2 3 8	
9	772	-80	-77	0	UNK	SMUDGIE/GLASS	① 2 3 8	
10	0	733	-81	-113	0	UNK	CLOTH TRANSFER	1 ② 3 8

11 775 -77 -28 16cm HEAD SKIN/HAIR/HOLED ①
 12 774 -14 -25 0 UNK SCUFF ①

FRONT

- 700 Front bumper
- 701 Front Lower valance/spoiler
- 702 Front grille
- 703 Hood edge and/or trim
- 704 Hood ornament (fixed)
- 705 Hood ornament (spring loaded)
- 706 Headlight
- 707 Retractable headlight door (Open/Closed)
- 708 Turn signal/parking lights
- 718 Other front or add on object (specify): _____
- 719 Unknown front object

Left Side Components

- 720 Front fender side surface
- 721 Front antenna
- 722 A1 pillar
- 723 A2 pillar
- 724 B pillar
- 725 C pillar
- 726 D pillar
- 728 Other pillar (specify): _____
- 729 Left side roof rail
- 730 Left side door surface
- 731 Door handle
- 732 Left side mirror fixed housing
- 733 Left side folding mirror
- 734 Left side glazing forward of B pillar
- 735 Left side glazing rearward of B pillar
- 736 Left side back fender or quarter panel
- 737 Rear antenna
- 738 Other left side object (specify): _____
- 739 Unknown left side component

Right Side Components

- 740 Front fender side surface
- 741 Front antenna
- 742 A1 pillar

- CODES FOR COMPONENTS CONTACTED**
- 743 A2 pillar
 - 744 B pillar
 - 745 C pillar
 - 748 D pillar
 - 748 Other pillar (specify): _____
 - 749 Right side roof rail
 - 750 Right side door surface
 - 751 Door handle
 - 752 Right side mirror fixed housing
 - 753 Right side folding mirror
 - 754 Right side glazing forward of B pillar
 - 755 Right side glazing rearward of B pillar
 - 756 Rear antenna
 - 757 Rear fender or quarter panel
 - 758 Other right side object (specify): _____
 - 759 Unknown right side component

Back Components

- 760 Rear (back) bumper
- 761 Tailgate
- 762 Hatchback, vertical surface
- 768 Other back component (specify): _____
- 769 Unknown back component

Top Components

- 770 Hood surface
- 771 Hood surface reinforced by underhood component
- 772 Front fender top surface
- 773 Cowl area
- 774 Wiper blade & mountings
- 775 Windshield glazing
- 776 Front header
- 777 Roof surface
- 778 Backlight glazing
- 779 Rear header
- 780 Hatchback
- 781 Rear trunk lid
- 788 Other top component (specify): _____
- 789 Unknown top component

- Wheels / tires**
- 790 Left front wheel/tire
 - 791 Right front wheel/tire
 - 792 Left rear wheel/tire
 - 793 Right rear wheel/tire
 - 798 Other wheel/tire (specify): _____
 - 799 Unknown wheel/tire

- Undercarriage components**
- 800 Front crossmember
 - 801 Steering assembly/Front suspension
 - 802 Oil pan
 - 803 Exhaust system pipe
 - 804 Transmission
 - 805 Drive shaft
 - 806 Catalytic converter
 - 807 Muffler
 - 808 Floor pan
 - 809 Fuel tank
 - 810 Rear suspension
 - 818 Other undercarriage component (specify): _____
 - 819 Unknown undercarriage component

Accessories

- 820 Air scoop, deflector
- 821 Cellular or CB radio antenna
- 822 Emergency lights or bar
- 823 Fog lights
- 824 Luggage, ski, or bike rack
- 825 Cargo (specify): _____
- 826 Spare tire
- 827 Spotlight
- 828 Other accessory (specify): _____

Other Object or Vehicle in Environment

- 848 Other object in environment (specify): _____
- 849 Unknown object in environment
- 959 Unknown object on contacting vehicle
- 997 Noncontact injury source
- 999 Unknown injury source

MUFFLER DAMAGE

Bumper +97 Long +50 LAT 0 CRASH

Hood + 88 +32 0

Hood + 69 +30 0

VEHICLE DIMENSIONS

4. Original Wheelbase 307 ✓
Code to the nearest centimeter
(999) Unknown

120.7 inches X 2.54 = 307 centimeters

5. Original Average Track Width 165 ✓
Code to the nearest centimeter
(185) 185 centimeters or more
(999) Unknown

1 inches X 2.54 = 165 centimeters

6. Hood Material 1 ✓
(1) Plastic
(2) Fiberglass
(3) Steel
(4) Aluminum
(5) Stainless Steel
(8) Other (specify): _____
(9) Unknown

7. Hood Original 1 ✓
Equipment Manufacturer (OEM)
(1) OEM factory installed hood
(2) OEM replacement
(3) Non-OEM replacement
(9) Unknown

8. Hood Length 077 ✓
Code to the nearest centimeter
(180) 180 centimeters or more
(999) Unknown

_____ inches X 2.54 = _____ centimeter

9. Hood Width Forward Opening 148 ✓
Code to the nearest centimeter
(210) 210 centimeters or more
(999) Unknown

_____ inches X 2.54 = _____ centimeters

10. Hood Width Midway 147 ✓
Code to the nearest centimeter
(210) 210 centimeters or more
(999) Unknown

_____ inches X 2.54 = _____ centimeters

11. Hood Width Rear Opening 147 ✓
Code to the nearest centimeter
(210) 210 centimeters or more
(999) Unknown

_____ inches X 2.54 = _____ centimeters

12. Hood/Fender Vertical/Lateral Crush From Pedestrian 1
(0) Not damaged
(1) Surface scratching only, no residual crush
(2) Minor crush (1-3 centimeters)
(3) Moderate crush (4-7 centimeters)
(4) Severe crush (>7 centimeters)
(8) Damage present, unknown if damage is from pedestrian impact
(9) Unknown

13. Windshield Contact Damage 2 ✓
From Pedestrian Contact
(0) Not contacted by pedestrian
(1) Contacted by pedestrian - not damaged
(2) Contacted by pedestrian - damaged
(3) Unknown if contacted by pedestrian - not damaged
(4) Unknown if contacted by pedestrian - damaged
(9) Unknown if contacted by pedestrian - unknown if damaged

FRONT CONTACT DAMAGE

Front Vertical Measurements

14. Front Bumper Cover Material 1 ✓
(0) No front contact
(1) Plastic
(2) Fiberglass
(3) Rubber
(4) Other (specify): _____
(9) Unknown

15. Front Bumper Reinforcement Material 1 ✓
(0) No front contact
(1) Steel
(2) Aluminum
(3) Stainless Steel
(4) Other (specify): _____
(9) Unknown

16. Front Bumper-Bottom Height 037 ✓
Code to the nearest centimeter
(000) No front contact
(150) 150 centimeters or more
(999) Unknown

_____ inches X 2.54 = _____ centimeters

17. Front Bumper-Top Height 054
 _____ Code to the nearest centimeter
 (000) No front contact
 (150) 150 centimeters or more
 (999) Unknown

_____ inches X 2.54 = _____ centimeters

18. Forward Hood Opening 072
 _____ Code to the nearest centimeter
 (000) No front contact
 (200) 200 centimeters or more
 (999) Unknown

_____ inches X 2.54 = _____ centimeters

19. Front Bumper Lead 09
 (00) No front contact
 _____ Code to the nearest centimeter
 (30) 30 centimeters or more
 (99) Unknown

_____ inches X 2.54 = _____ centimeters

23. Ground to Base of Windshield 186
 _____ Code to the nearest centimeter
 (000) No front contact
 (400) 400 centimeters or more
 (999) Unknown

_____ inches X 2.54 = _____ centimeters

24. Ground to Top of Windshield 282
 _____ Code to the nearest centimeter
 (000) No front contact
 (500) 500 centimeters or more
 (999) Unknown

_____ inches X 2.54 = _____ centimeters

25. Ground To Head Contact 251
 _____ Code to the nearest centimeter
 (000) No front contact
 (400) 400 centimeters or more
 (999) Unknown

_____ inches X 2.54 = _____ centimeters

Front Wrap Distance Measurements

SIDE CONTACT DAMAGE

Side Vertical Measurements

20. Ground to Forward Hood Opening 076
 _____ Code to the nearest centimeter
 (000) No front contact
 (200) 200 centimeters or more
 (999) Unknown

_____ inches X 2.54 = _____ centimeters

21. Ground to Front/Top Transition Point 081
 _____ Code to the nearest centimeter
 (000) No front contact
 (180) 180 centimeters or more
 (999) Unknown

_____ inches X 2.54 = _____ centimeters

22. Ground to Rear Hood Opening 162
 _____ Code to the nearest centimeter
 (000) No front contact
 (400) 400 centimeters or more
 (999) Unknown

_____ inches X 2.54 = _____ centimeters

26. Ground Clearance 011
 _____ Code to the nearest centimeter
 (000) No side contact
 (150) 150 centimeters or more
 (999) Unknown

_____ inches X 2.54 = _____ centimeters

27. Side Bumper-Bottom Height 032
 _____ Code to the nearest centimeter
 (000) No side contact
 (150) 150 centimeters or more
 (999) Unknown

_____ inches X 2.54 = _____ centimeters

28. Side Bumper-Top Height 056
 _____ Code to the nearest centimeter
 (000) No side contact
 (150) 150 centimeters or more
 (999) Unknown

_____ inches X 2.54 = _____ centimeters

29. Centerline of Wheel
 _____ Code to the
 nearest centimeter 030
 (000) No side contact 000
 (150) 150 centimeters or more
 (999) Unknown
 _____ inches X 2.54 = _____ centimeters

30. Top of Tire
 _____ Code to the
 nearest centimeter 065
 (000) No side contact 000
 (200) 200 centimeters or more
 (999) Unknown
 _____ inches X 2.54 = _____ centimeters

31. Top of Wheel Well Opening
 _____ Code to the
 nearest centimeter 072
 (000) No side contact 000
 (250) 250 centimeters or more
 (999) Unknown
 _____ inches X 2.54 = _____ centimeters

32. Bottom of A-Pillar at Windshield
 _____ Code to the
 nearest centimeter 111
 (000) No side contact 000
 (250) 250 centimeters or more
 (999) Unknown
 _____ inches X 2.54 = _____ centimeters

33. Top of A-Pillar at Windshield
 _____ Code to the
 nearest centimeter 159
 (000) No side contact 000
 (300) 300 centimeters or more
 (999) Unknown
 _____ inches X 2.54 = _____ centimeters

34. Top of Side View Mirror
 _____ Code to the
 nearest centimeter 121
 (000) No side contact 000
 (300) 300 centimeters or more
 (999) Unknown
 _____ inches X 2.54 = _____ centimeters

Side Lateral Measurements

35. Centerline to A-Pillar
 at Bottom of Windshield 082
 (000) No side contact 000
 _____ Code to the
 nearest centimeter
 (250) 250 centimeters or more
 (999) Unknown
 _____ inches X 2.54 = _____ centimeters

36. Centerline to A-Pillar
 at Top of Windshield 067
 (000) No side contact 000
 _____ Code to the
 nearest centimeter
 (000) No side contact
 (250) 250 centimeters or more
 (999) Unknown
 _____ inches X 2.54 = _____ centimeter

37. Centerline to Maximum Side
 View Mirror Protrusion 099
 (000) No side contact 000
 _____ Code to the
 nearest centimeter
 (000) No side contact
 (300) 300 centimeters or more
 (999) Unknown
 _____ inches X 2.54 = _____ centimeter

Side Wrap Distance Measurements

38. Ground to Side/Top Transition 080
 (000) No side contact 000
 _____ Code to the
 nearest centimeter
 (000) No side contact
 (400) 400 centimeters or more
 (999) Unknown
 _____ inches X 2.54 = _____ centimeters

39. Ground to Hood Edge 099
 (000) No side contact 000
 _____ Code to the
 nearest centimeter
 (000) No side contact
 (500) 500 centimeters or more
 (999) Unknown
 _____ inches X 2.54 = _____ centimeters

40. Ground to Centerline of Hood (Origin) 182
Code to the nearest centimeter 000
(000) No side contact
(700) 700 centimeters or more
(999) Unknown

_____ inches X 2.54 = _____ centimeters

41. Ground to Head Contact 000
Code to the nearest centimeter
(000) No side contact
(800) 800 centimeters or more
(999) Unknown

_____ inches X 2.54 = _____ centimeters

