

## Table of Contents

	Page
Introduction	1
Commonwealth of Virginia Highway Safety Office	1
Mission Statement	2
Delegation of Authority and Organizational Staffing	3
Executive Summary	6
Virginia's Political Structure	8
State Demographic Analysis	9
Legislative Changes	12
Highway Safety Planning Calendar	14
Highway Safety Planning Process	15
Evidence-Based Traffic Safety Enforcement Program	21
Core Performance Measures Report	25
Status of 2016 Performance Goals	26
Virginia's Performance Plan	27
Core Outcome Performance Measures	28
• Fatalities	29
• Number of Serious Injuries	32
• Fatality rate per 100M VMT	35
• Number of unrestrained passenger vehicle occupant fatalities, all seating positions	38
• Number of fatalities involving driver or motorcycle operator with .08 BAC or above	53
• Number of speeding-related fatalities	95
• Number of motorcyclist fatalities	122
• Number of unhelmeted motorcyclist fatalities	126
• Number of drivers age 20 or younger involved in fatal crashes	129
• Number of pedestrian fatalities	135
• Number of bicycle fatalities	141
Other Program Area Performance Measures	
• Traffic Records	146
• Drugged Driver	149
• Distracted Driver	153

• Drowsy Driver	156
• Driver's Education	159
• Community Traffic Safety Projects	161
• Police Traffic Services	163
• Roadway Safety Program Area	164
Core Behavior Performance Measure	166
Seat Belt Use Rate – Observed Seat Belt Survey	167
Grant Funded Activity Measures	169
Media Plan	170
Appendices: Appendix A. Certifications and Assurances Appendix B. Cumulative Listing and Distribution FY 2018 Grants Awarded Appendix C. Motorcycle Safety Program Appendix D. Occupant Protection Program	174

---

# Introduction

The Highway Safety Plan (HSP) describes the processes used to identify Virginia’s traffic safety problems. It proposes projects and activities Virginia plans to implement to achieve its performance goals. The plan also includes performance measures and targets for each goal to track progress from a baseline toward meeting the goal by the specified target date. Additionally, the HSP describes the grant funded projects and activities that Virginia will implement to accomplish the goals identified.

## Commonwealth of Virginia Highway Safety Office

Governor	Terence "Terry" R. McAuliffe
Governor's Highway Safety Representative	Richard D. Holcomb DMV Commissioner
Governor’s Highway Safety Coordinator	George W. Bishop IV DMV Deputy Commissioner
Governor’s Highway Safety Office Director	John L. Saunders Highway Safety Office Director
Location of Highway Safety Office	Virginia Department of Motor Vehicles 2300 West Broad Street Richmond, Virginia 23220 Phone (804) 367-6641

## **Mission Statement**

To reduce crashes, injuries, fatalities and associated cost by identifying transportation safety issues and developing and implementing effective integrated programs and activities.

This mission will be accomplished by:

- Administering federal transportation safety grant programs
- Collecting, maintaining and analyzing traffic records and crash statistics
- Providing assistance to communities in identifying transportation safety issues and solutions
- Developing and implementing effective, integrated programs and initiatives to address traffic safety concerns, and
- Tracking and supporting federal and state traffic safety legislation and initiatives

## Delegation of Authority and Organizational Staffing

The Code of Virginia, Section 46.2-222, gives written enabling authority for highway safety and the responsibility to carry out assigned state highway safety office functions to the Virginia Department of Motor Vehicles (DMV).

Virginia's Highway Safety Office (VAHSO) is comprised of 36 staff members including field personnel and the Traffic Records Electronic Data System (TREDS) Operations Center. After TREDS was implemented on July 2009, the TREDS Center's main function is now focused on conducting quality assurance of the state's electronic law enforcement crash reports and related DMV business processes.

In October 2006, the Grants Management program and staff were realigned to report directly to the budget section of the Financial Management Services Administration. This transfer of responsibilities put into place internal controls allowing for a system of checks and balances between the awarding of grants and the distribution of grant funding. The working relationship with the Virginia Highway Safety Office has not changed as a result of this realignment.

### **Brief descriptions of each position of Virginia's Highway Safety Office are as follows:**

**Governor's Highway Safety Representative:** The Commissioner of the Department of Motor Vehicles (DMV) serves as the Governor's Highway Safety Representative (GHSR).

**Governor's Highway Safety Coordinator:** Responsible for providing agency oversight of Virginia's highway safety program.

**Governor's Highway Safety Office Director:** Provides direct oversight and is responsible for planning, organizing and administering the operations and programs of VAHSO. Directs the administration of the Highway Safety Office to include Program Development and Implementation, in addition to Traffic Records, Planning, Research, and Evaluation.

**Administrative Coordinator:** Provides support to the VAHSO Director. Coordinates VAHSO administrative processes. Serves as the VAHSO legislative coordinator. Coordinates and develops Virginia's highway safety plan and annual report. Oversees the planning and implementation of the annual Judicial Transportation Safety Conference and Governor's Highway Safety Awards. Prepares and submits grant requests on behalf of the VAHSO.

### **Deputy Director of Traffic Records Management, Planning, Reporting and Analysis:**

Responsibilities include managing, implementing and directing the statewide traffic records data system (TREDS), TREDS and crash report training, crash data management and analysis, and serving as the coordinator for the state's traffic records program and Chair of the Traffic Records Coordinating Committee. Also responsible for strategic highway safety planning including the HSP and Annual Report.

**Highway Safety Traffic Records Supervisor:** Supervises staff responsible for managing statewide traffic crash data including FARS staff; provides analysis and data pertaining to traffic records and highway safety studies and countermeasure programs; develops performance measures for the Highway Safety Plan (HSP) and the annual Highway Safety Evaluation Plan; and provides and updates traffic crash data on the agency web site.

**TREDS IT:** Staff is responsible for Virginia's highway safety information system enhancements, integrations, data and system quality.

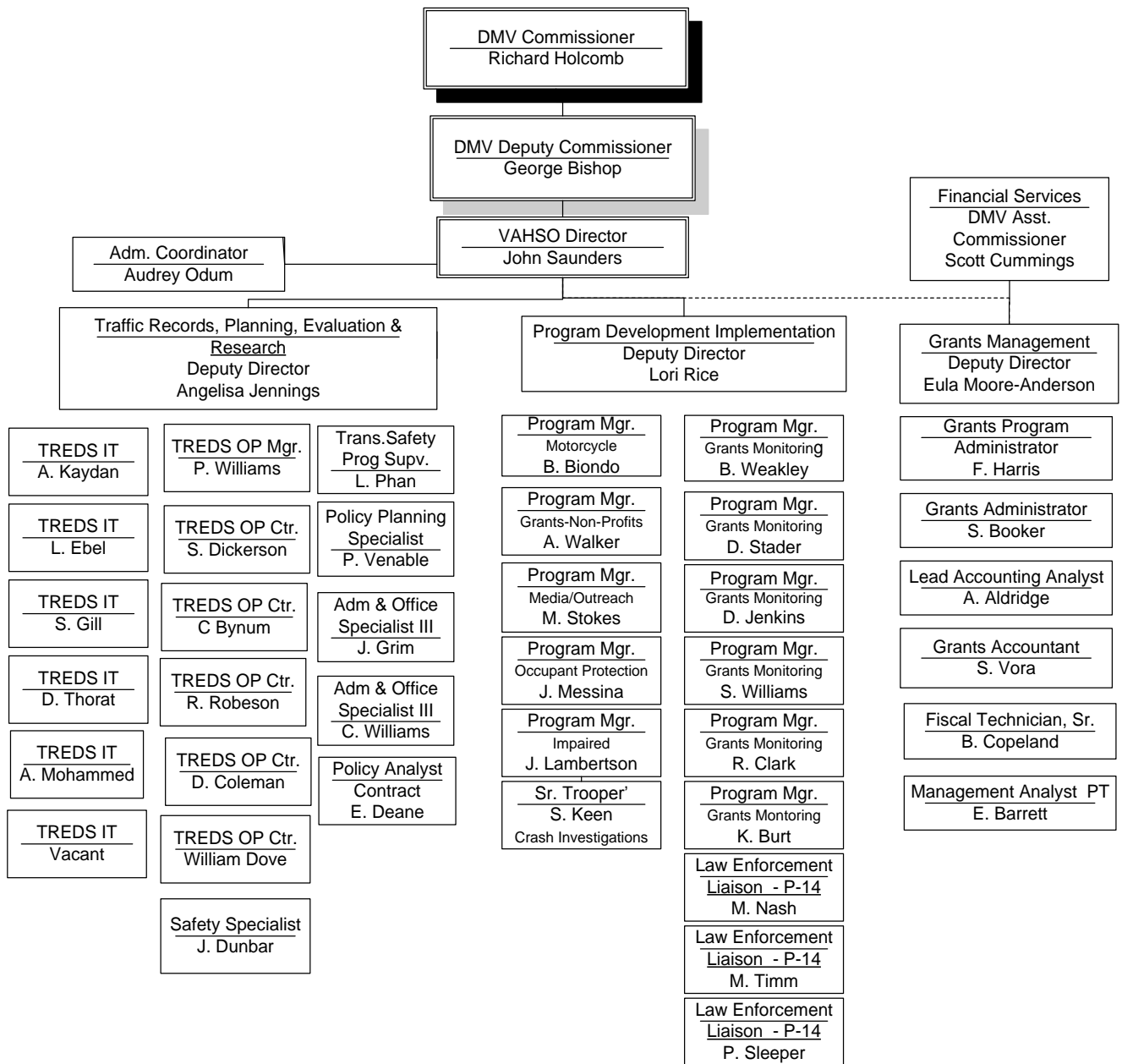
**TREDS Operations Center:** Staff is responsible for conducting data quality control of the state's electronic police crash reports as well as related DMV business processes.

**Deputy Director for Program Development and Implementation:** Responsibilities include programs, program monitoring, tracking and evaluation of approved highway safety projects and development of effective countermeasures.

**Program Managers/Grant Monitors:** Responsibilities include monitoring and evaluation of approved highway safety projects within the various countermeasure areas; dissemination of information; public awareness campaigns and media events, and presentation of safety education programs.

**Law Enforcement Liaison (LEL):** LEL's are responsible for assisting law enforcement with the coordination of High Visibility Enforcement and other enforcement based programs dealing with alcohol, speeding, aggressive driving and other areas that affect the safety of the motoring public.

**Department of Motor Vehicles  
Virginia Highway Safety Office  
July 2017**



## Executive Summary

Through sound leadership, proactive partnerships and the unwavering commitment and hard work of dedicated staff, Virginia has been successful in forging partnerships that have allowed us to implement many successful statewide highway safety program initiatives. “Fixing America’s Surface Transportation (FAST) Act” provides States’ more flexibility to apply for some grants that can be used to build upon and improve their highway safety process. Virginia pledges to continue establishing new and innovative programs that will capitalize on our strengths in an effort to expand and enhance our overall highway safety program. We will, through a systematic and cooperative statewide effort, build upon success and continue to strive to be the most effective and efficient highway safety program in the nation.

The FFY 2018 Highway Safety Plan is submitted in accordance with NHTSA’s FAST Act (Pub. L.114-94.)

The Highway Safety Plan identifies Virginia’s key safety needs and guides our investment decisions to achieve significant reductions in injuries and deaths on all public roads. The plan is intended to:

- Provide a comprehensive framework utilizing as its foundation specific data driven targets, performance measures, countermeasure strategies in each emphasis area to reduce highway injuries and deaths on all public roads;
- Address safety challenges on all public roads so that safety programs can align and leverage the Commonwealth’s resources across all stakeholder programs;
- Integrate the four “E” approach to transportation safety- Education, Enforcement and Engineering, Emergency Medical Services (EMS).

The National Highway Safety Act of 1966 provides federal grants to states to support coordinated national highway safety programs. The Virginia Highway Safety Office (VAHSO) is responsible for administering these federal highway safety funds and performing the following functions:

- Problem Identification/Analysis: Identification of actual and potential traffic safety issues through comprehensive data analysis and the development, reporting and tracking of established performance measures and targets in the preparation of the Highway Safety Plan, the Annual Report and other strategic planning documents;
- Administration (including grants management): Includes management of the highway safety program, monitoring legislative initiatives, development of federal highway safety proposals; distribution of federal funds to state, local and nonprofit agencies;
- Monitoring and Evaluation: Includes monitoring and evaluating approved highway safety projects, and developing effective program countermeasures;
- Public Information and Education: Includes development and coordination of numerous media events and public awareness activities targeting specific priority areas.

The VAHSO provides grants for programs which are designed to reduce the number of crashes, injuries, fatalities and related economic losses resulting from traffic crashes on Virginia’s roadways. Local and state law enforcement agencies, state agencies, academic institutions and non-profits can apply for NHTSA’s pass-through funding for projects related to various areas of highway safety.

Virginia highway safety officials have systematically analyzed highway safety problems and corrective strategies. Based on the results of this evidence-based analysis, it has been determined that Virginia



can make a positive impact on highway safety by emphasizing the enforcement of its traffic safety laws and enhancing its safety programs in the following areas:

**Occupant Protection** is an issue that requires significant attention in Virginia. Correct safety belt use is a proven method to achieve a greater measure of safety in crashes, regardless of the other factors involved. We are dedicated to increasing the usage rate of safety belts in Virginia in an effort to significantly reduce fatalities and injuries in the event of a crash.

**Impaired Driving** resulting from the use of alcohol is another persistent problem that contributes to fatal and serious injury crashes. Virginia will continue to monitor and enforce its DUI statutes and strengthen and enhance our existing programs in an effort to eliminate alcohol related crashes in the Commonwealth.

**Motorcycle Safety** continues to be a key focus area in Virginia. While motorcycle endorsements and registrations have increased, Virginia has experienced a decrease in fatalities. Enforcement, training, education and awareness were contributed to this reduction and will remain integral components of this program.

**Speed** has a profound impact on the safety of Virginia's roadways. A targeted focus on enforcement and education will continue to raise the awareness of the dangers and implications of speeding.

**Traffic Records** is foundational in the development of an effective state highway safety program. The timeliness and accuracy of comprehensive data in connection with problem identification and analysis, is essential development of evidence-based targets, performance measures, strategies and projects that address our highway safety problems.

**Note:** Areas also eligible for consideration in state and local grants, but to a lesser extent include: Roadway Safety: Driver Education: Teen Drivers: Drugged, Distracted and Drowsy Driving: Community Traffic Safety; and Police Traffic Services. As decisions are made on grant funding levels, an assessment is made regarding the prospective grant's ability to make a meaningful contribution to highway safety and assist the Commonwealth in achieving its safety goals.

## Virginia's Political Structure

Virginia's current governor is Terence "Terry" R. McAuliffe (D). The Commonwealth's bicameral legislature consists of the House of Delegates and Senate of Virginia. The present State Constitution, adopted in 1971, provides that the House of Delegates shall consist of 100 members and the Senate shall consist of 40 members. All members of the General Assembly are elected by registered voters within their respective House and Senate districts. The terms of office are two years for members of the House and four years for members of the Senate. (Members may not hold any other public office during their term of office.) The following table identifies how the legislature is currently comprised:

	Democrats	Republicans	Independents	Totals
Senators	19	21	0	40
Delegates	34	66	0	100

## State Demographic Analysis

Virginia has a very diverse traffic mixture that includes urban, suburban and rural driving populations; an active tourism market; several military installations; diverse cultural communities that speak many languages; and many university and college campuses spread out across the state. It also borders two of the busiest metro areas for traffic, Maryland and Washington D.C.

There are 93 Acute Care hospitals, 6 Level 1 Trauma Centers 7 Level 2 Trauma Centers and 5 Level 3 Trauma Centers.

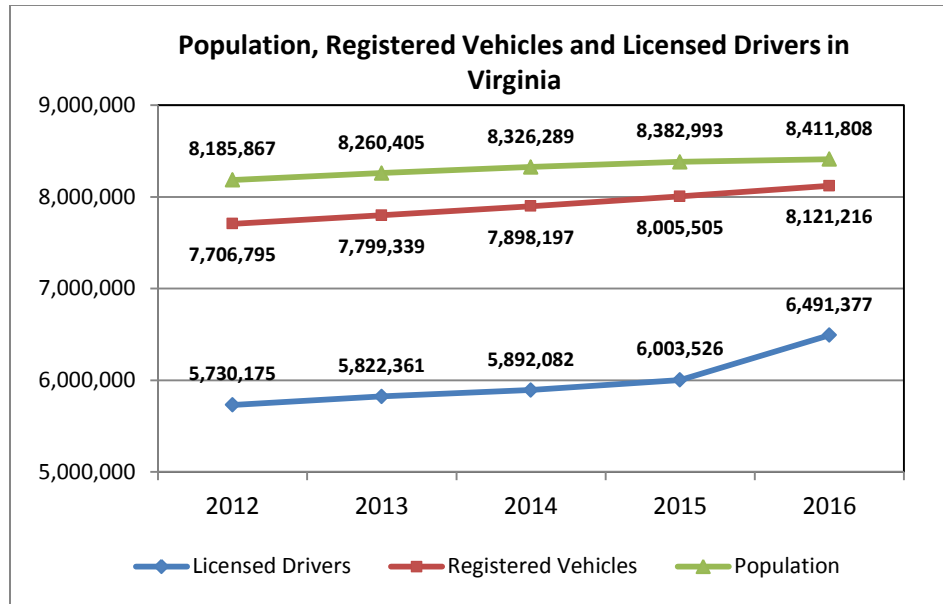
There are 38 cities and 95 counties in Virginia. The capital is Richmond. The provisional total population of Virginia is 8,411,808. Virginia has 8,121,216 registered vehicles and 6,491,337 licensed drivers. Of the Virginia licensed drivers, 26 percent were ages 14-33 and 17 percent were mature drivers (ages 65 and older). Virginia's 2016 population increased 0.3 percent (28,815), licensed drivers increased 8 percent (487,851) and registered vehicles increased 1 percent (115,711) and overall fatalities increased 1 percent.

Virginia's law enforcement community consists of 7 state police divisions within 48 areas of the state and 1,427 state troopers. It also includes 125 city and county sheriff's offices and 242 police departments, which includes private, institutional and collegiate departments.

There are 74,553.93 roadway miles. Of those 63,400.10 are secondary roads (85 percent), 10,034.76 are primary roads (13 percent) and 1,119.07 are Interstate roads (1.5 percent). Virginia's vehicle miles traveled (VMT) increased 2 percent in 2016 compared to 2015.

There are 421,309 motorcycle endorsements, a 2 percent increase (6,379) and 202,766 motorcycle registrations, a 1 percent decrease (1,323) compared to 2015. As MC registrations and endorsements increased, the number of MC fatalities has decreased sixteen percent, 71 motorcyclists were killed in 2016 compared to 85 in 2012.

	2012	2013	2014	2015	2016
<b>Population</b>	8,185,867	8,260,405	8,326,289	8,382,993	8,411,808
<b>Registered Vehicles</b>	7,706,795	7,799,339	7,898,197	8,005,505	8,121,216
<b>Licensed Drivers</b>	5,730,175	5,822,361	5,892,082	6,003,526	6,491,377
<b>Motorcycle Registrations</b>	189,383	190,456	200,558	204,089	202,766
<b>Motorcycle Endorsements</b>	384,292	395,548	406,831	414,930	421,309

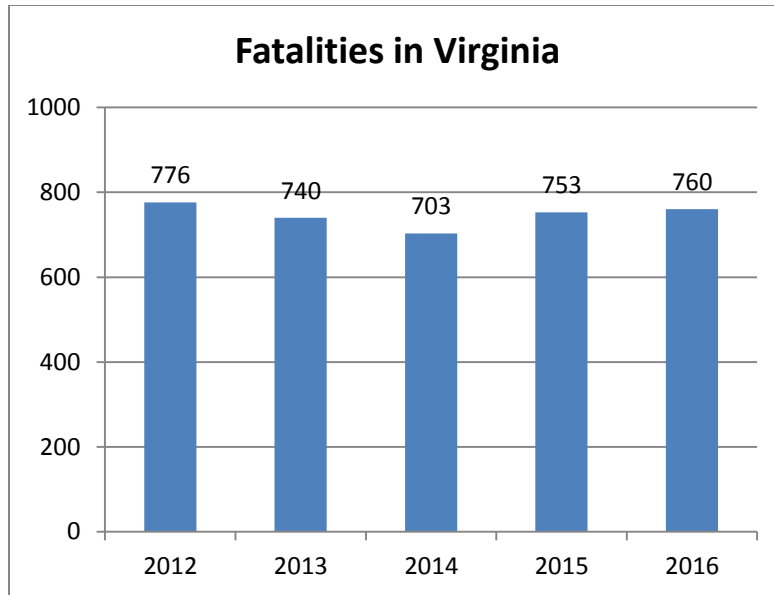


Virginia tested 16,531 people with a blood alcohol content (BAC) of .08 or greater, a twelve percent decrease from 18,801 in 2014. The average BAC of these individuals was .1448. There were 20,678 persons convicted of DUI in 2015, a seventeen percent decrease from 24,895 in 2014. Of those convicted of DUI, seventy percent were male and twenty-three percent were female.

On average in Virginia, one crash occurred every four minutes; one driver out of twenty-five licensed drivers was involved in a crash; and there were approximately two lives lost and one hundred eighty-four persons injured per day.

Sixty-one percent of fatal crashes involved a single vehicle, thirty-three percent involved two vehicles and six percent involved three or more vehicles.

Year	Crashes	Fatalities	Injuries
2014	120,282	703	63,384
2015	125,800	753	65,029
2016	128,525	760	67,292



### Holiday Fatalities

Holiday	Fatalities		
	2015	2016	% Change
St. Patrick's Day	2	1	-50%
Memorial Day	14	8	-43%
July 4th	4	8	100%
Labor Day	16	8	-50%
Thanksgiving Day	9	8	-11%
Christmas Day	8	15	88%
New Year's Day	7	13	86%

## Legislative Update

During the 2017 Virginia General Assembly, several pieces of legislation were passed to address highway safety. The following laws will be enacted and become effective July 1, 2017:

### Highway Safety Bills

#### **HB 1494: Driver's license; examination of drivers believed incompetent. (Knight) (Chapter 120)**

Amends Va. Code § 46.2-204

Requires the DMV Medical Advisory Board to provide guidance and recommendations to the Department regarding any case of a person determined to be incompetent pursuant to an examination by a physician, nurse practitioner, or physician assistant and whose driver's license has been revoked if such person appeals the decision on the basis of medical evidence in the case.

#### **HB 1504 and SB 1229: Driver's license or learner's permit; issuance, minimum standards for vision tests. (Fowler and Dunnivant) (Chapters 121 and 279)**

Amends Va. Code § 46.2-311

Increases the minimum visual acuity an applicant must possess for issuance of a driver's license or learner's permit from a field of 100 degrees of horizontal vision in one or both eyes to a field of 110 degrees of horizontal vision in one or both eyes.

#### **HB 1514 and SB 1024: Doctor of medicine, etc.; reporting disabilities of drivers to DMV, not subject to civil liability (Fowler and Dunnivant) (Chapters 712 and 720)**

Amends Va. Code § 32.1-127.1:03, adds § 54.1-2400.9, and repeals § 54.1-2966.1

Provides that any doctor of medicine, osteopathy, chiropractic, or podiatry or any nurse practitioner, physician assistant, optometrist, physical therapist, or clinical psychologist who reports to the Department of Motor Vehicles the existence, or probable existence, of a mental or physical disability or infirmity of any person licensed to operate a motor vehicle that the reporting individual believes affects such person's ability to operate a motor vehicle safely is not subject to civil liability or deemed to have violated the practitioner-patient privilege unless he has acted in bad faith or with malicious intent.

#### **HB 1763: Special license plates; highway safety. (Greason) (Chapter 272)**

§ 1 Bill

Authorizes the issuance of special license plates for supporters of highway safety, including awareness of distracted driving. The bill exempts the plate from the requirement to obtain 450 prepaid applications prior to issuance and from the provision that prohibits issuance of additional plates in the series if, after five or more years after issuance, the plate has fewer than 200 active sets of plates. The plate is subject to a one-time only fee of \$10 at the time the plates are issued, in addition to the prescribed cost of state license plates.

**HB 2201: Failure to drive on right side of highways or observe traffic lanes; increases penalties. (O'Quinn) (Chapter 795)**

Amends Va. Code §§ 46.2-802 and 46.2-804

Sets the fine for failing to drive on the right side of highways or failing to observe traffic lanes at \$100. Under current law, any such failure is punishable by a fine of no more than \$250.

**HB 2269 and SB 1250: Motor vehicle safety inspection; Superintendent shall provide information upon written request. (Villanueva and Carrico) (Chapters 322 and 332)**

Amends Va. Code § 46.2-1163

Authorizes the Superintendent of State Police to provide, upon request, verification of the inspection status of a vehicle and to charge a reasonable fee for providing such information. Fees shall not be charged to government or other public entities.

**HB 2327: Driving under influence of alcohol; implied consent, refusal of blood or breath tests. (Collins)(Chapter 623)**

Amends Va. Code §§ 8.01-44.5, 15.2-1627, 16.1-228, 16.1-241, 16.1-278.8, 16.1-278.9, 16.1-309, 18.2-268.3, 18.2-268.4, 18.2-268.7, 18.2-268.9, 18.2-269, 18.2-272, 19.2-52, 19.2-73, 29.1-738.3, 46.2-341.26:2, 46.2-341.26:3, 46.2-341.26:4, 46.2-341.26:7, 46.2-341.26:9, 46.2-341.27, 46.2-391.2, 46.2-391.4, and 46.2-2099.49

Eliminates the criminal penalties for refusing to submit to a blood test to determine the alcohol or drug content of a defendant's blood upon arrest for a DUI-related offense under the law on implied consent. The bill also increases to a Class 1 misdemeanor the criminal penalty for refusing to submit to a breath test under the law on implied consent for an offense committed within 10 years of a prior offense of refusal or of another DUI-related offense. The bill also extends to blood tests performed by the Department of Forensic Science pursuant to a search warrant the rebuttable presumption that a person is intoxicated based on the person's blood alcohol level demonstrated by such tests. The bill also provides that an application for a search warrant to perform a blood test on a person suspected of committing a DUI-related offense shall be given priority over other matters pending before the judge or magistrate. Finally, the bill establishes a rebuttable presumption applicable in a civil case for punitive damages for injuries caused by an intoxicated driver that a person who has consumed alcohol knew or should have known that his ability to drive was or would be impaired by such consumption. This bill is in response to the U.S. Supreme Court decision in *Birchfield v. North Dakota*, 136 S. Ct. 2160 (2016). The bill contains an emergency clause.

**SB 817 Restricted driver's license; purposes. (Surovell) (Chapter 701)**

Amends Va. Code § 18.2-271.1

Adds travel to and from a job interview to the list of purposes for the issuance of a restricted driver's license. The bill provides that a person issued a restricted driver's license for this purpose is required to maintain on his person written proof from the prospective employer of the date, time, and location of the job interview.

## 2018 Highway Safety Planning Calendar

Month	Activity
January -	<p>Provide information to the public through news releases and notification on <a href="http://www.DMVNow.com">www.DMVNow.com</a> stating that the Virginia Highway Safety Office is accepting grant applications for highway safety</p> <p>Traffic Records, Planning and Analysis provides crash data with maps showing street-level problem ID for localities, state agencies and nonprofits. VAHSO Program Manager/Grants Monitors conduct required grant writing workshops</p>
February 28	<p>Application Deadline</p> <p>“Top 40” jurisdictions prepared by Deputy Director of Traffic Records and Planning and distributed to PMs</p>
February - Mid-March	Program Manager/Grants Monitors receive and review proposed grant applications, makes funding recommendations.
Mid-March to Early April	Review Committees meet - Review of proposed grant applications and funding recommendations.
April	Grants Management Office reviews proposed grant applications and funding recommendations, categorizing by anticipated funding areas.
Early May	DMV Executive review of VAHSO Final Grant Recommendations, which are then submitted to the Transportation Secretary for Approval.
Mid to late May	Highway Safety Plan development by Deputy Director of Traffic Records and Planning
June 15	Highway Safety Plan document submitted to Commissioner for review and approvals/certifications
July 1	402 Highway Safety Plan and 405 Application due to NHTSA
July 1-17	Program Managers Contact Applicants
Mid to late July	<p>Grants Management Office prepares &amp; mails: Grant Application Denial letters</p> <p>Letters sent to Program Managers for Awarded Grants</p>
August (Mid-month)	Grant Implementation Workshops – Project Agreement Distribution. Handout on HSP Performance Measures and Targets is provided to all sub-recipients. Data and Map profiles are distributed.
October 1	Project Agreement Submission Due Date – Start of new grant year.



## Highway Safety Planning Process

Virginia's Highway Safety Office (VAHSO) implements a comprehensive highway safety planning process. VAHSO conducts extensive problem identification and analysis that establishes data driven performance measures and targets used to develop and implement the most effective and efficient Plan. These measures are then used to develop countermeasure strategies and projects for the distribution of federal funds.

The VAHSO's HSP is produced annually and is developed through discussions and meetings coordinated by the VAHSO. The initial planning by VAHSO staff allows for the review and analysis of prior year activities by federal, state and local partners. The VAHSO then works with and incorporates information from meetings with inter-agency groups, state and local government agencies, i.e., Virginia State Police, Virginia Department of Transportation, institutions of higher learning, local law enforcement and community coalitions. Additionally, data and other relevant highway safety information is gathered and analyzed to identify behavioral trends. VAHSO reviews and analyzes information from enforcement campaigns (Checkpoint Strike Force and Click It or Ticket), attitudinal/observational surveys conducted by various state universities and statewide committees; Traffic Records Coordinating Committee, Strategic Highway Safety Plan Executive Committee, Occupant Protection Committee, Impaired Driving Committee, and others.

Our problem identification process is vital to the success of our overall highway safety program and consists of the following stages:

- Problem identification and analysis utilizing various data sources
- Planning to select and prioritize targets, goals, objectives and performance measures
- Participation and collaboration from traffic safety partners
- Development of funding priorities
- Issuance of grant application announcement for grant funding of programs
- Grant writing and distribution workshops
- Review, negotiation and approval of grant agreement
- Implementation of programs/deployment of resources
- Monitoring/Evaluation

### Description of Data Sources and Processes Used in Highway Safety Problem Identification

- VAHSO uses various sources of data such as our Fatality Analysis Reporting System (FARS), our Traffic Records Electronic Data System (TREDs) which is Virginia's central data repository for all highway safety information and data; and DMV's Citizen Services System (CSS).
- "Top 40" Jurisdictions by crash severity, citation, survey data, geographical data, and street-level location mapping data.
- Other relevant data sources use in our calculations include VMT, license, registration, training, motorcycle endorsement, Countermeasures That Work (CTW), seat belt and attitudinal surveys and NHTSA's State Traffic Safety Information System (STS).

The Virginia Highway Safety Office (VAHSO) continues to identify, analyze, recommend and implement solutions for highway safety problems on a statewide basis. VAHSO collaborates with various safety partners that represent multiple disciplines to ensure that the performance measures and safety initiatives identified are data-driven and include reasonable targets to address the crash,

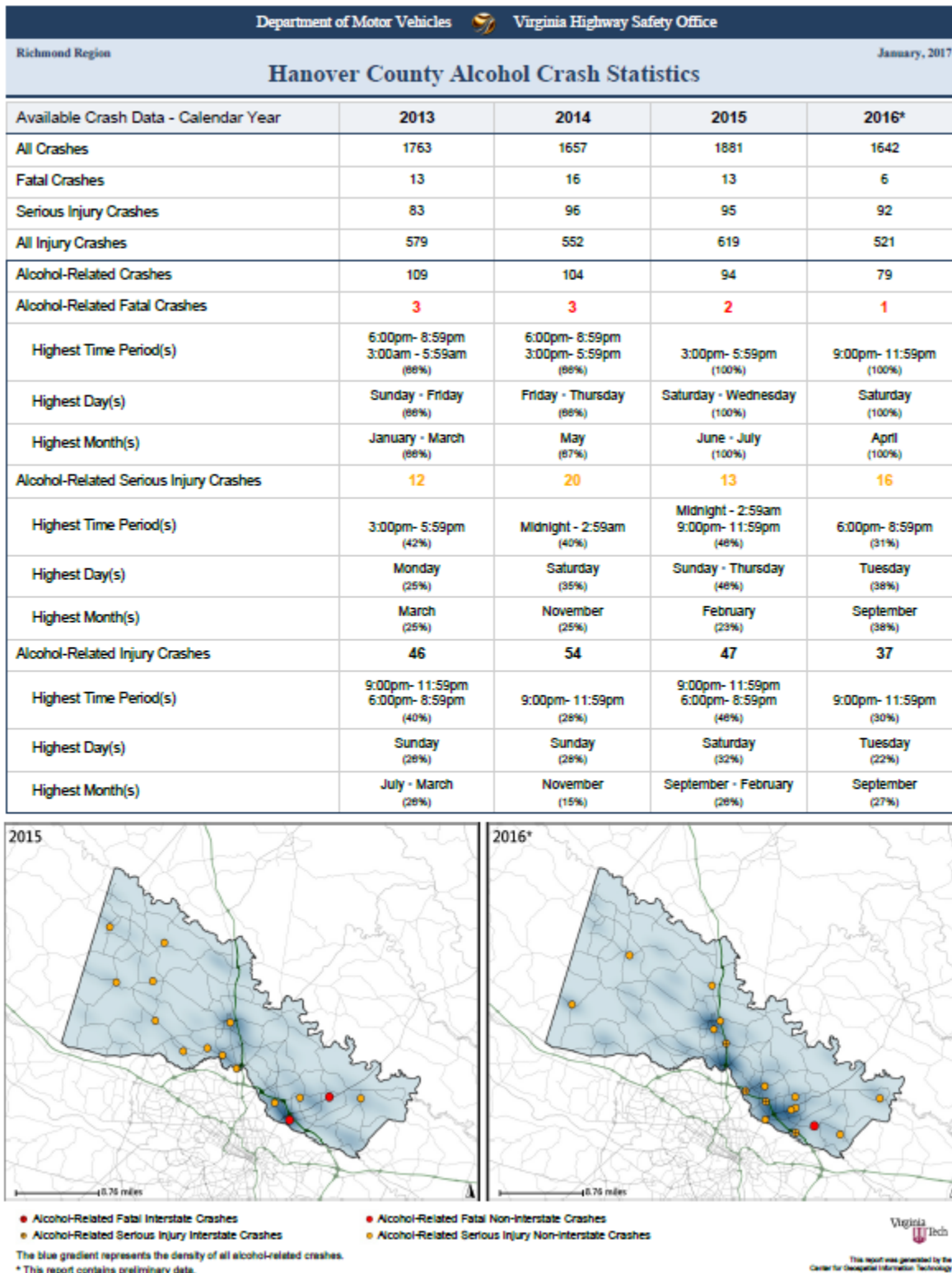
fatality, and injury problems within the Commonwealth; provides the appropriate criteria for the designation of funding priorities, and provides evidenced-based countermeasure strategies and projects for the administration and evaluation of the overall Highway Safety Plan.

- HSP Goals are reviewed and shared with grantees through the grant writing and distribution workshops, visits from Programs Managers and other staff, routine contact from staff via phone, written and personal contact, conferences, and training. This process allows VAHSO staff a mechanism for project follow up and to make adjustment as needed.

### **Description of Data Sources, Participants and Processes Used To Select Performance Measures and Define Targets**

- Using data sources listed above, VAHSO analyzed 10 year-to-year transitions of data to perform linear trend analysis (annual data, 3- or 5- year rolling averages) using 4, 5 or 6 points of data. Attainable, evidence-based targets were then selected for all measures with justifications provided for each selection.
- VAHSO coordinated with VDOT on the three measures and targets that must be identical in the HSP, HSIP and SHSP (fatalities, fatalities/VMT and serious injuries). Five year rolling average were used to set targets.
- VAHSO also analyzed traffic crash data comparing prior year HSP data with current year data. Crash data was programmatically broken down by jurisdiction (town, city, county and then street-level location.) This analysis, combined with other measures, was used to create a *Mapping and Data Profile* for every safety program area and every law enforcement agency in Virginia. This Profile provides a visual display, along with a listing, of Virginia streets/roadways/interstates with all fatal and serious injury crashes by the highest time periods, days, and months. VAHSO uses this unique analysis tool to support the development of targets, performance measures, safety programs and its funding decisions.
- The VAHSO utilizes input and suggestions provided by a relevant and comprehensive list of disciplines. This collaboration includes targeted and specific locality data/problem identification from various partner agencies with the Virginia Highway Safety Office serving as the lead agency working with Virginia State Police, local law enforcement, Virginia Tech, Department of Health, Virginia Department of Transportation, Supreme Court of Virginia, institutions of higher education, non-profits and statewide committees such as the Traffic Records Coordinating Committee, Occupant Protection Committee, etc.
- The VAHSO also hosts highway safety stakeholder meetings that include key safety partners to discuss ideas and initiatives to improve highway safety. This information is then used in support of our statewide programs to address our highway safety issues including traffic safety enforcement and awareness campaigns. This collaboration among our stakeholders provides for an effective and efficient problem solution process.

The following are examples of mapping and data profiles created for each locality, state program area and interstate highway that is used in our planning, problem identification and target and performance measure setting and selection of countermeasure strategies and projects.

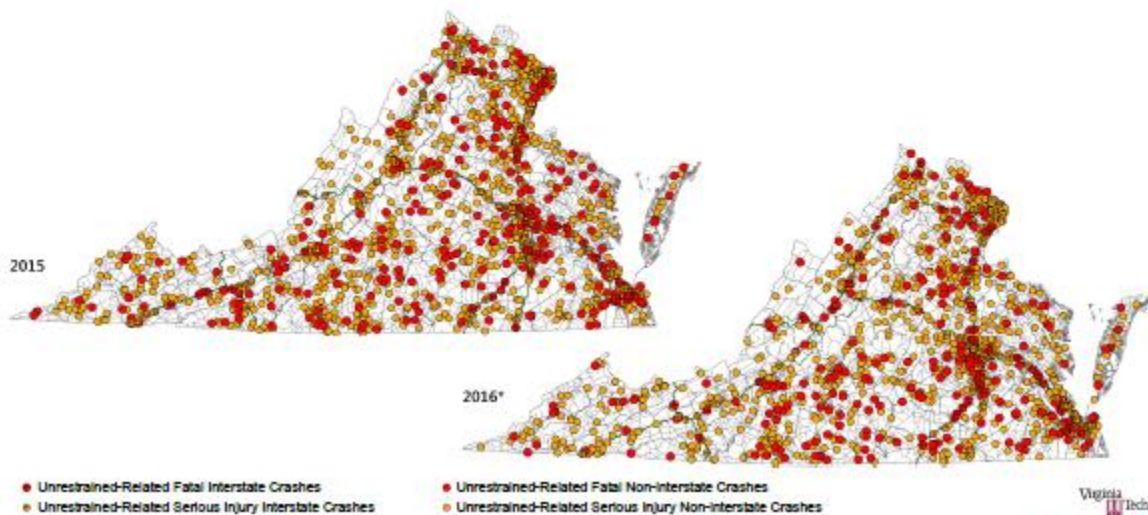


Statewide

January, 2017

### Virginia Unrestrained Crash Statistics

Available Crash Data - Calendar Year	2013	2014	2015	2016*
All Crashes	121763	120281	125800	111808
Fatal Crashes (fatalities)	683 (741)	656 (700)	711 (753)	649 (684)
Serious Injury Crashes (injuries)	6975 (8391)	6145 (7370)	6526 (7773)	5833 (6937)
All Injury Crashes (injuries)	43233 (64537)	41594 (62916)	42957 (64509)	38748 (58630)
Unrestrained-Related Crashes	3492	3322	3382	3072
Unrestrained-Related Fatal Crashes (fatalities)	<b>288 (310)</b>	<b>239 (256)</b>	<b>296 (310)</b>	<b>268 (275)</b>
Highest Time Period(s)	9:00pm- 11:59pm (17%)	9:00pm- 11:59pm (21%)	3:00pm- 5:59pm (18%)	Midnight - 2:59am 3:00pm- 5:59pm (36%)
Highest Day(s)	Saturday (21%)	Sunday (19%)	Sunday - Saturday (36%)	Saturday (19%)
Highest Month(s)	November (12%)	August (12%)	September (13%)	November - May (22%)
Unrestrained-Related Serious Injury Crashes (injuries)	<b>1237 (1237)</b>	<b>1134 (1134)</b>	<b>1155 (1155)</b>	<b>1080 (1080)</b>
Highest Time Period(s)	3:00pm- 5:59pm (17%)	3:00pm- 5:59pm 6:00pm- 8:59pm (32%)	3:00pm- 5:59pm 9:00pm- 11:59pm (32%)	3:00pm- 5:59pm (17%)
Highest Day(s)	Saturday (18%)	Sunday - Saturday (32%)	Saturday (18%)	Saturday (19%)
Highest Month(s)	April (10%)	October (10%)	June - May (20%)	May (13%)
Unrestrained-Related Injury Crashes (injuries)	<b>3266 (5173)</b>	<b>3132 (4924)</b>	<b>3139 (4984)</b>	<b>2854 (4509)</b>
Highest Time Period(s)	3:00pm- 5:59pm (19%)	3:00pm- 5:59pm (18%)	3:00pm- 5:59pm (18%)	3:00pm- 5:59pm (20%)
Highest Day(s)	Friday - Saturday (34%)	Saturday (16%)	Saturday (17%)	Saturday (17%)
Highest Month(s)	April - July (18%)	October (10%)	December (10%)	May - August (22%)



\* This report contains preliminary data.

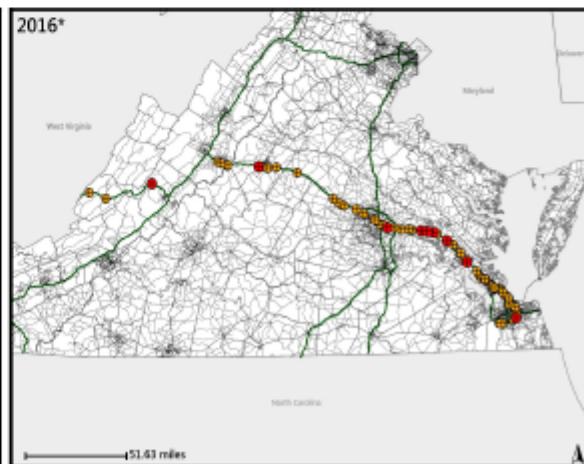
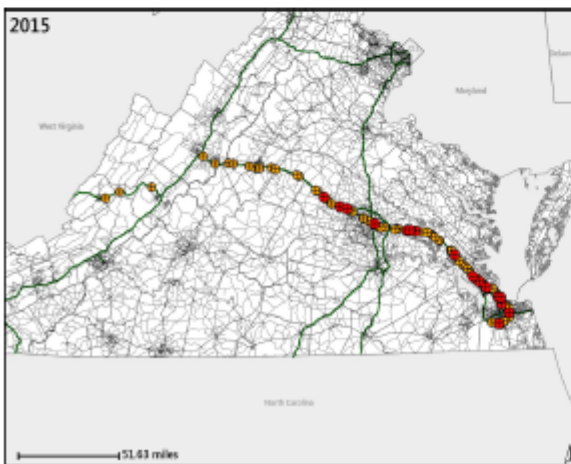


Interstate

January, 2017

## I-64 Speed Crash Statistics

Available Crash Data - Calendar Year	2013	2014	2015	2016*
All Crashes	4390	4535	4547	4521
Fatal Crashes	23	22	33	18
Serious Injury Crashes	288	212	236	215
All Injury Crashes	1340	1285	1288	1398
Speed-Related Crashes	1772	1792	1893	1827
Speed-Related Fatal Crashes	14	13	17	9
Highest Time Period(s)	9:00pm- 11:59pm (29%)	Midnight - 2:59am (31%)	3:00am - 5:59am (29%)	6:00am - 8:59am 9:00pm- 11:59pm (44%)
Highest Day(s)	Friday (29%)	Sunday (31%)	Friday (29%)	Monday (33%)
Highest Month(s)	September - October (42%)	September - November (48%)	June (29%)	October (33%)
Speed-Related Serious Injury Crashes	121	85	125	102
Highest Time Period(s)	3:00pm- 5:59pm (24%)	Noon- 2:59pm (18%)	3:00pm- 5:59pm (24%)	3:00pm- 5:59pm (27%)
Highest Day(s)	Monday (17%)	Monday (19%)	Friday (17%)	Monday (23%)
Highest Month(s)	August (13%)	April (13%)	April - July (20%)	April (15%)
Speed-Related Injury Crashes	571	518	560	581
Highest Time Period(s)	3:00pm- 5:59pm (24%)	3:00pm- 5:59pm (23%)	3:00pm- 5:59pm (23%)	3:00pm- 5:59pm (25%)
Highest Day(s)	Friday (17%)	Tuesday (18%)	Monday - Friday (32%)	Friday - Monday (32%)
Highest Month(s)	August - July (22%)	December (12%)	November - December (20%)	April (12%)



- Speed-Related Fatal Interstate Crashes
- Speed-Related Serious Injury Interstate Crashes

- Speed-Related Fatal Non-interstate Crashes
- Speed-Related Serious Injury Non-interstate Crashes

The blue gradient represents the density of all speed-related crashes.  
 \* This report contains preliminary data.

Virginia  
Tech

This report was generated by the  
 Center for Geospatial Information Technology

## **Description of Data Sources and Processes Used to Develop and Select Evidence-based Countermeasures Strategies and Projects to Address Problems and Achieve Performance Targets**

- Local input and solutions are processed through the Highway Safety Program Manager, a transportation safety commission (when applicable), and the affected state agency.
- VAHSO identifies and assesses crash severity and rank by the “Top 40” jurisdictions, focusing on the highest number/percentage of fatal and serious injury crashes (i.e. total, alcohol, speed) as well as unrestrained fatalities and serious injuries statewide.
- VAHSO identifies projects that creatively incorporates and support statewide goals and that have the ability to transfer to other jurisdictions.
- VAHSO identifies projects from state, local and nonprofit organizations that have statewide significance and that address the federal program areas under the “FAST Act”.
- Individual project requests are reviewed and selected in three stages: (1) Review by VAHSO Headquarters and Program Personnel that have the knowledge and expertise in specific problem areas (2) Review by a committee of VAHSO management (3) VAHSO management advises the DMV Commissioner and the Secretary of Transportation.



# Evidence-Based Traffic Safety Enforcement Program

A significant portion of Virginia's highway safety grant funds is awarded to law enforcement agencies each year through individual agency grants. The Virginia Highway Safety Office (VAHSO) has developed policies and procedures to ensure that enforcement resources are used efficiently and effectively to support the goals of the state's highway safety program. Virginia incorporates an evidence-based approach in its statewide enforcement program through the following components:

## Data-driven Problem Identification

The statewide problem identification process used in the development of the Highway Safety Plan (HSP) has been described earlier which demonstrates that the data analyses are designed to identify who is overinvolved in crashes and when, where and why crashes are occurring. Key results summarizing the problems identified are presented in the statewide and individual program area sections of the HSP. "See examples on HSP pages 15-20."

All enforcement agencies receiving grant funding must also use a data-driven approach to identify the enforcement issues in their jurisdictions. Data documenting the highway safety issue identified must be included in the funding application submitted to the VAHSO, along with the proven strategies that will be implemented to address the problem. Additionally, law enforcement is provided interstate and locality-specific heat maps/data profiles which drill down to street-level problem identification.

## Implementation of Evidence-based Strategies

To ensure that enforcement resources are deployed effectively, law enforcement agencies are directed to implement evidence-based strategies using the data provided. The HSP narrative outlines Virginia's broad approach to address key problem enforcement areas and guides the local jurisdictions to examine local data and develop appropriate countermeasures (using *Countermeasures That Work* and other proven methods) for their problem areas. Examples of proven strategies include targeted enforcement focusing on specific violations, such as impaired driving, unrestrained fatalities and speeding, or on specific times of day when more violations occur, such as nighttime impaired driving road checks and seat belt enforcement. High visibility enforcement, including participation in national seat belt and impaired driving mobilizations, is also required. These include:

- Click It or Ticket Seat Belt Enforcement Campaign in late May (full mobilization)
- Drive Sober or Get Pulled Over Impaired Driving Enforcement Campaign (August-December)
- Drive Sober or Get Pulled Over Crackdown (Holiday Season)
- Click It or Ticket Mini-Mobilization in late November

Several State supported enforcement blitzes are also included. Multi-jurisdictional enforcement efforts are also encouraged and supported by the VAHSO.

Strategies that use street level data to identify high crash locations have proven to be effective, providing for a more efficient use of the available resources; thereby, enhancing the success of enforcement efforts.

Further detail on specific enforcement efforts can be found in each of the program areas.

## **Continuous Monitoring**

Continuous monitoring of the implementation of enforcement programs is another important element of VAHSO's enforcement program. Enforcement agencies' deployment strategies are continuously evaluated and adjusted to accommodate shifts and changes in their local highway safety problems. Several methods are used to follow-up on programs funded by VAHSO. Law enforcement agencies receiving grant funding are required to report on the progress of their programs in their quarterly activity reports. These reports must include data on the activities conducted, such as the times worked and the number of tickets issued. Funding decisions for subsequent years are based on the effectiveness of the implementation and performance of the enforcement project. Enforcement grants are monitored throughout the year by the Field Program Managers for the VAHSO. Program managers and associated Law Enforcement Liaisons (LELs) maintain contact with enforcement agencies through meetings, conferences, grant monitoring sessions, emails, phone calls and press events.

## **Risk Assessments**

Each sub-recipient who applies for highway safety funding is evaluated to determine their level of risk. The risk assessment, which is a part of the overall grant application evaluation process, is based on a variety of factors. Past performance on grant projects is considered, to include timeliness, accuracy and completeness of monitoring reports and reimbursement vouchers, maintenance of records, adherence to the Statement of Work & Special Conditions of the grant agreement, and grant task performance. For selective enforcement grants this will include citations and/or contacts per hour, types of violations written and relevance to the grant type or mobilization emphasis, and relevant use of purchased equipment. Current agency conditions are considered, including size of agency, number of traffic officers and vehicles, current levels of critical equipment and leadership support for highway safety efforts.

Quantitative information is included in an evaluation spreadsheet prepared by Program Managers who monitor the grant projects. These individuals meet as a group in intensive sessions to review all applications, share quantitative and qualitative information, discuss their recommendations based on the risk assessment and develop consensus recommendations for funding in the upcoming Highway Safety Plan. Agencies deemed to be high risk for poor performance may be (1) identified for close monitoring with clear performance goals for the remainder of the current grant cycle, with their next grant award dependent upon that performance, (2) have their grant awards reduced and/or (3) have their applications denied.



Example of the highest jurisdiction data used to develop and select evidence-based countermeasure strategies and projects.

**Top 41 Jurisdictions - Overall Fatalities  
Representing 70% of Virginia Fatalities  
Calendar Year 2016**

<b>Rank</b>	<b>County/City</b>	<b>Fatalities</b>	<b>Region</b>
1	Fairfax County	35	Fairfax Region
2	Prince William County	30	Fairfax Region
3	Chesterfield County	24	Richmond Region
4	Henrico County	21	Richmond Region
6	Chesapeake City	19	Portsmouth Region
6	Va. Beach City	19	Portsmouth Region
6	Augusta County	19	Staunton Region
8	Norfolk City	18	Portsmouth Region
9	Newport News City	17	Portsmouth Region
10.5	Richmond City	16	Richmond Region
10.5	Franklin County	16	Roanoke Region
12	Fauquier County	15	Staunton Region
14	Pittsylvania County	14	Roanoke Region
14	Spotsylvania County	14	Fairfax Region
14	Bedford County	14	Roanoke Region
16	Henry County	13	Roanoke Region
18	Caroline County	12	Fairfax Region
18	Rockingham County	12	Staunton Region
18	Loudoun County	12	Fairfax Region
20.5	Halifax County	11	Richmond Region
20.5	Campbell County	11	Roanoke Region
22	Louisa County	10	Richmond Region
27	York County	9	Portsmouth Region
27	Stafford County	9	Fairfax Region
27	Frederick County	9	Staunton Region
27	Northampton County	9	Portsmouth Region
27	Albemarle County	9	Staunton Region
27	Roanoke City	9	Roanoke Region
27	Sussex County	9	Portsmouth Region
27	Rockbridge County	9	Staunton Region
27	Dinwiddie County	9	Richmond Region
34.5	Hanover County	8	Richmond Region
34.5	Accomack County	8	Portsmouth Region
34.5	Buckingham County	8	Richmond Region
34.5	Portsmouth City	8	Portsmouth Region
34.5	Hampton City	8	Portsmouth Region

34.5	Mecklenburg County	8	Richmond Region
39.5	Charlotte County	7	Richmond Region
39.5	Suffolk City	7	Portsmouth Region
39.5	Brunswick County	7	Richmond Region
39.5	Warren County	7	Staunton Region

### **Efforts to Coordinate and Outcomes Derived from the Coordination of the HSP with the State Strategic Highway Safety Plan (SHSP)**

- DMV and VDOT have agreed to the following identical FY2018 HSP measures and targets for the HSP, HSIP and SHSP: **Fatalities – 709; Fatalities/VMT - 0.83 and Serious Injuries – 7,570.**
- The Virginia Highway Safety Office (VAHSO) partnered with Virginia Department of Transportation (VDOT) to collaborate with over fifty interested organizations in the development of the Virginia's Strategic Highway Safety Plan 2017-2021 (SHSP). As a key partner on the SHSP Executive Committee, VAHSO oversees the inclusion of HSP safety program areas, performance measures and targets within the SHSP. The Commonwealth's SHSP focuses on eight key behavioral emphasis areas: Alcohol-Impaired Driving, Occupant Protection, Young Drivers, Speed, Roadway Departures, Intersections, Bicyclist, Pedestrian
- Virginia's final SHSP was completed in May 2017.
- To review the full plan visit [www.virginiadot.org/info/hwysafetyplan.asp](http://www.virginiadot.org/info/hwysafetyplan.asp)

### **Efforts to Coordinate and Outcomes Derived of Data Collection and Information Systems with the State Highway Safety Plan (SHSP)**

- The VAHSO collaborated with VDOT and provided comprehensive data from its FARS and TREDIS systems that was used in the development of the Virginia Strategic Highway Safety Plan 2017-2021 (SHSP). Additionally, data from VDOT's Roadway Network System (RNS) was also incorporated with crash data and included in the SHSP.

## Performance Report (2011-2015 Trend Data)

<b>Outcome Measures</b>	<b>2011</b>	<b>2012</b>	<b>2013</b>	<b>2014</b>	<b>2015</b>	<b>2018 Target</b>
Fatalities	764	776	740	703	753	709
Serious Injuries*	10,900	10,129	8,650	7,585	8,014	7,570
Fatalities/100M VMT	0.94	0.96	0.92	0.87	0.91	0.83
Rural Fatalities (per 100M VMT)	1.37	1.68	1.57	1.48	2.05	1.28
Urban Fatalities (per 100M VMT)	0.54	0.51	0.51	0.47	0.45	0.42
Unrestrained Passenger Vehicle Occupant Fatalities	301	297	300	250	301	280
Alcohol Impaired Driving Fatalities (BAC=0.08+)	228	209	263	216	208	194
Speed-Related Fatalities	287	271	339	300	326	313
Motorcycle Fatalities	96	85	79	90	79	71
Unhelmeted Motorcycle Fatalities	1	5	3	0	3	0
Drivers Age 20 or Younger Involved in Fatal Crashes	90	97	89	76	74	70
Pedestrian Fatalities	73	97	75	88	77	70
Bicycle Fatalities	6	11	8	12	15	10
<b>Behavior Measure</b>						
Observed Seat Belt Use **	81.8%	78.4%	79.7%	77.3%	80.9%	84.0%
<b>Activity Measures tracked but no goals set</b>						
Seat Belt Citations Issued	10,719	10,060	10,855	10,719	8,387	N/A
Impaired Driving Arrests	2,664	2,994	3,210	2,740	1,897	N/A
Speed Citations Issued	67,999	58,721	65,068	61,697	65,984	N/A

\* Data is sourced from TREDs (Traffic Records Electronic Data System).

\*\* Virginia Data: State Survey

## Status of 2017 Performance Goals

Virginia's 2018 HSP contains adjustments to performance measure targets, related strategies and project selection to address the goals we did not meet in 2016. Virginia continuously analyzes data and evaluates its targeted progress in an effort to monitor shifts in the data which allows us to not only make on-demand changes to our enforcement, media and outreach efforts, but to also predict estimated end of year results that are used to make programmatic changes where needed.

- Virginia's fatalities were 272 for the first 5 months of 2017. This is 3 fewer fatalities as compared to 275 fatalities recorded during the same time period in 2016. Virginia is on track to meet its target of 686 for 2017.
- Virginia's serious injuries were 2,592 for the first 5 months of 2017. This is 427 fewer serious injuries as compared to 3,019 serious injuries recorded during the same time period in 2016. Virginia is on track to meet its target of 7,144 for 2017.
- Virginia's fatalities/VMT cannot be reported for year to year comparison because VMT data is not available for the first 5 months of 2016 and 2017.
- Virginia's rural fatalities/VMT cannot be reported for year to year comparison because VMT data is not available for the first 5 months of 2016 and 2017.
- Virginia's urban fatalities/VMT cannot be reported for year to year comparison because VMT data is not available for the first 5 months of 2016 and 2017.
- Virginia's unrestrained passenger vehicle fatalities were 95 for the first 5 months of 2017. This is 23 fewer fatalities as compared to 118 unrestrained passenger vehicle fatalities during the same time period in 2016. Virginia is on track to meet its target of 246 for 2017.
- Virginia's impaired driving fatalities cannot be reported for year to year comparison because data is not available for the first 5 months of 2016 and 2017.
- Virginia's speed-related fatalities were 94 for the first 5 months of 2017. This is 19 fewer speed-related fatalities as compared to 113 speed-related fatalities during the same time period in 2016. Virginia is on track to meet its target of 288 for 2017.
- Virginia's motorcycle fatalities were 30 for the first 5 months of 2017. This is 7 more fatalities as compared to 23 motorcycle fatalities recorded during the same time period in 2016. Virginia is not on track to meet its target of 68 for 2017.
- Virginia's unhelmeted motorcycle fatalities were 0 for the first 5 months of 2017. This is 1 less fatality as compared to 1 unhelmeted motorcycle fatality recorded during the same time period in 2016. Virginia is on track to meet its target of 0 for 2017.
- Virginia's young drivers age 20 or younger involved in fatal crashes were 25 for the first 5 months of 2017. This is 4 more driver fatalities as compared to 21 young driver fatalities recorded during the same time period in 2016. Virginia is not on track to meet its target of 70 for 2017.
- Virginia's pedestrian fatalities were 33 for the first 5 months of 2017. This is 9 fewer fatalities as compared to 42 pedestrian fatalities recorded during the same time period in 2016. Virginia is on track to meet its target of 76 for 2017.
- Virginia's bicycle fatalities were 4 for the first 5 months of 2017. This is 2 more fatalities as compared to 2 bicycle fatalities during the same time period in 2016. Virginia is not on track to meet its target of 10 for 2017.

Note: First five months data is January 1 – May 31.

## **Virginia's Performance Plan**

VAHSO's Performance Plan includes data driven Core Outcome performance measures and defined targets for each program area. VAHSO also includes one Core Behavior measure as well as the three grant funded Activity measures in its Plan. Evidence-based countermeasure strategies and projects contain performance targets and a justification for the selection of that target. Additionally, approved projects that will have a positive impact on Virginia's traffic safety program have been developed and awarded funding.

## **CORE OUTCOME PERFORMANCE MEASURES**

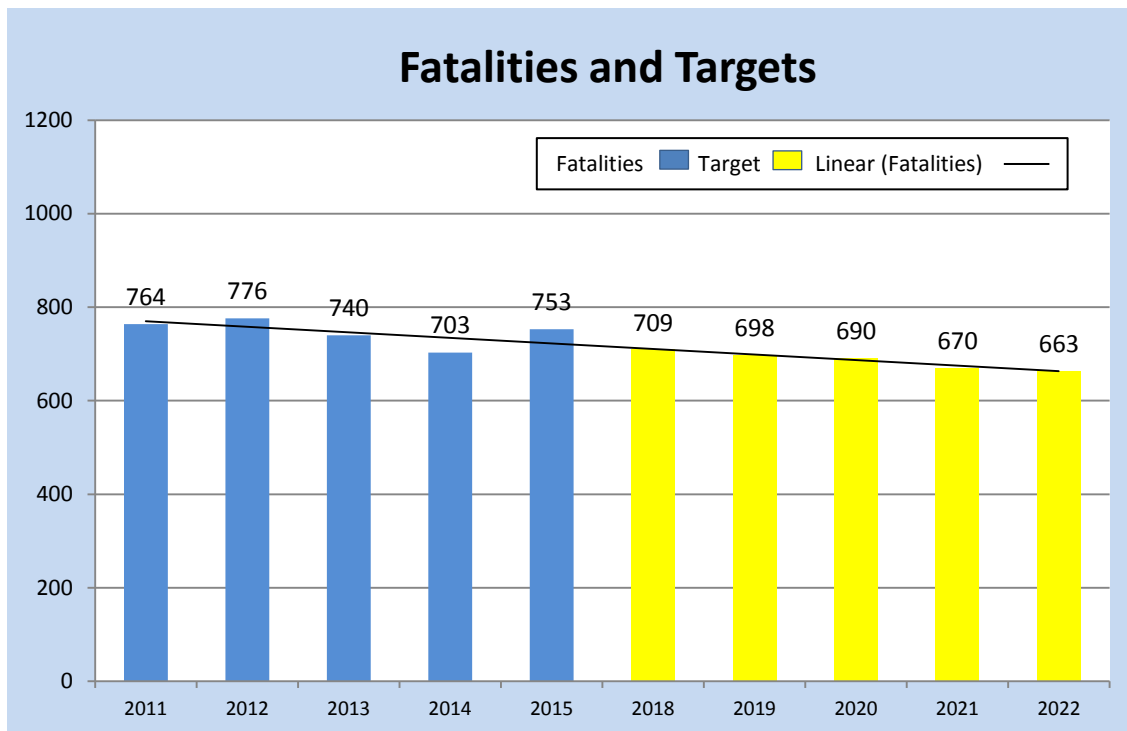
## Fatalities

In Virginia, traffic fatalities increased one percent in 2016 as compared to 2015 (760 vs. 753). Failure to maintain control of the vehicle, running off the road and speed accounted for forty-two percent of the fatalities. Twenty-eight percent of the fatalities were between the ages of 21-35. December was the month with the highest number of fatalities, twelve percent. Thirty-six percent of the fatalities occurred between the hours of 3pm and 9pm. The top jurisdictions for the fatalities were (1) Fairfax County, (2) Prince William County, (3) Chesterfield County and (4) Henrico County. Virginia does not have a major problem with fatal crashes resulting from unsecured loads recording only 1 fatal crash in 2015 and 0 in 2016. Virginia will monitor this data for any changes.

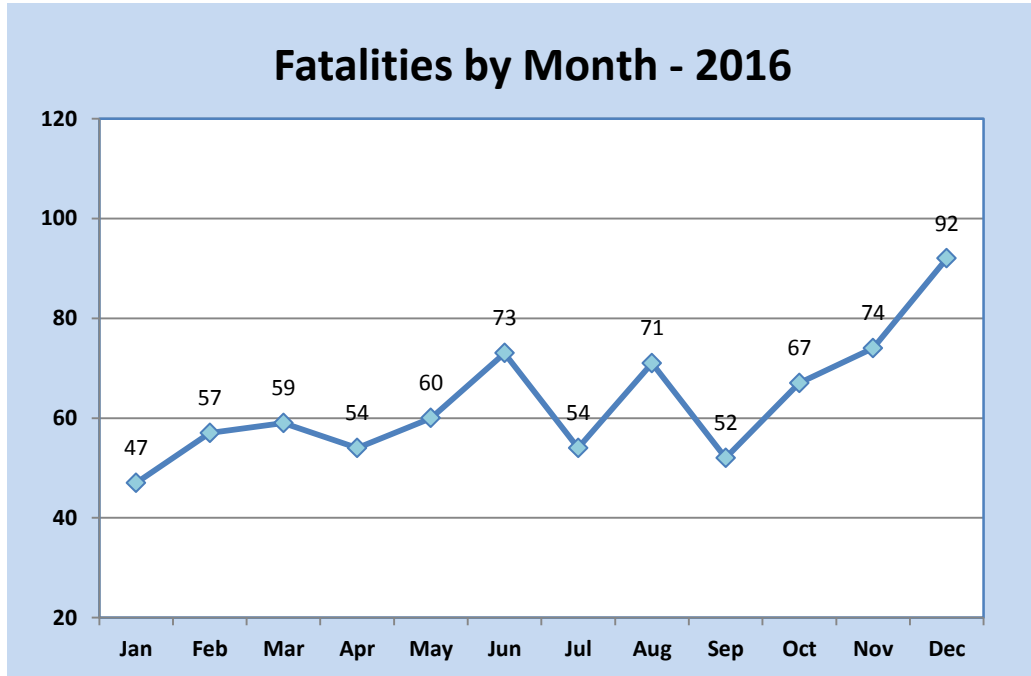
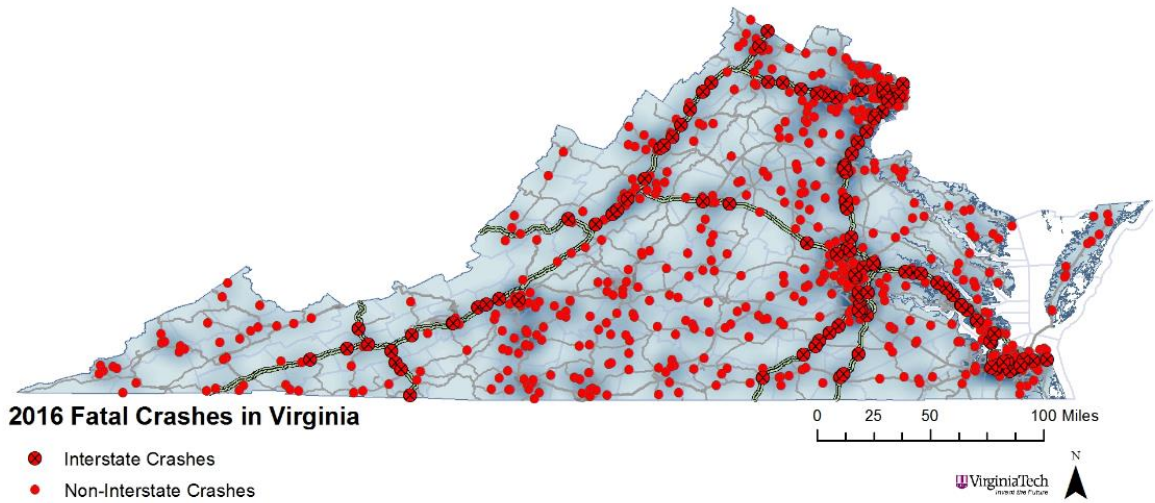
Measure C-1 Fatalities: Decrease traffic **fatalities** 6 percent from the 2015 calendar base year of 753 to 709 by December 31, 2018.

	Baseline Data					2016	2018 Target
	2011	2012	2013	2014	2015		709
<b>Fatalities</b>	764	776	740	703	753	760	

Note: 2015 calendar base year data was used to calculate the 2018 target. 2016 is preliminary FARS data.

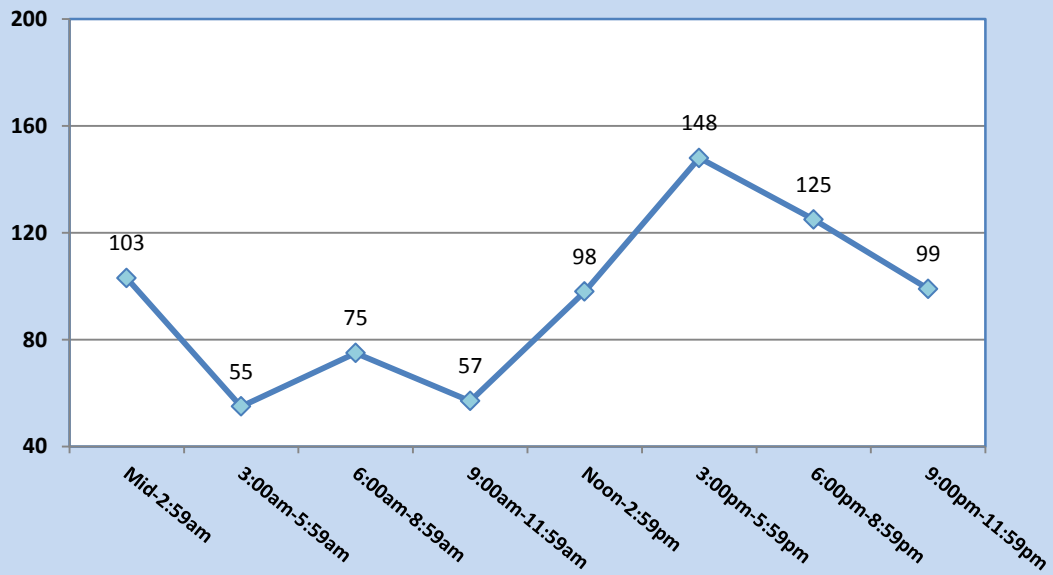


Justification: Virginia conducted trend analyses based on annual data, 3-year and 5-year rolling averages. Virginia selected a 5-year rolling average (6 percent reduction) in fatalities as a more achievable target than the annual or 3-year rolling average.





## Fatalities by Time of Day - 2016



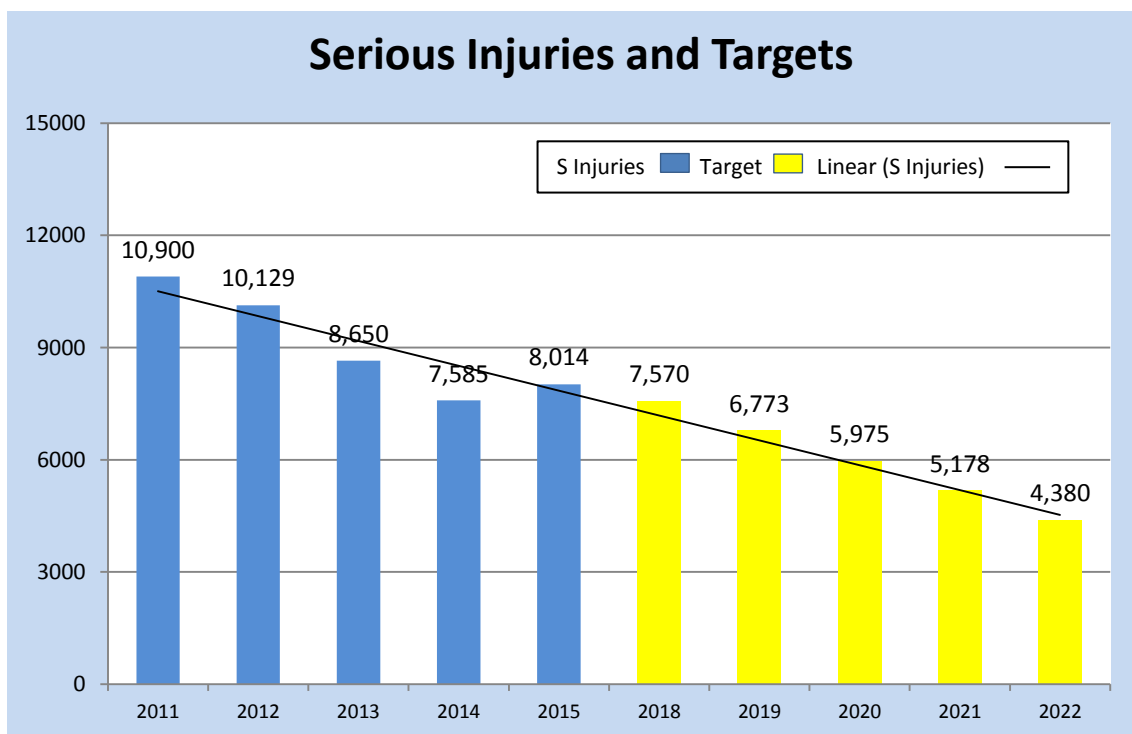
## Serious Injuries

In Virginia, serious injuries in traffic crashes increased one percent in 2016 as compared to 2015 (8,084 vs. 8,014). Failure to maintain control of the vehicle, running off the road and speed accounted for twenty-nine percent of the serious injuries. Thirty-five percent of the serious injuries were between the ages of 21-35. October was the month with the highest number of serious injuries, ten percent. The highest number of serious injuries, twenty-one percent occurred between the hours of 3pm and 6pm. The top jurisdictions for the serious injuries were (1) Fairfax County, (2) Norfolk City, (3) Hampton City, (4) Richmond City and (5) Chesterfield County.

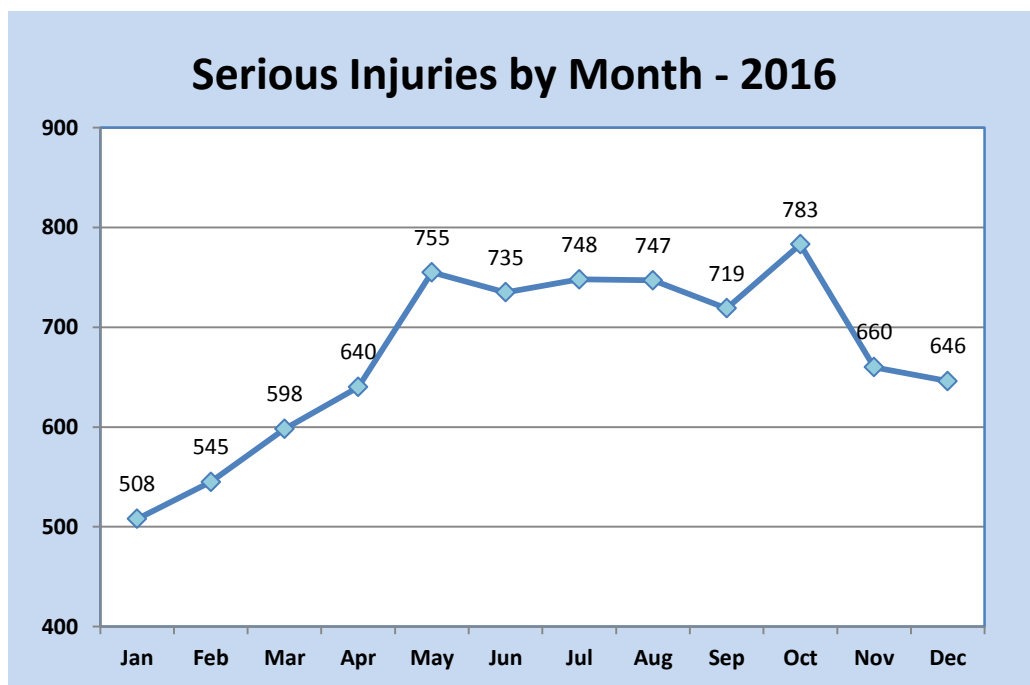
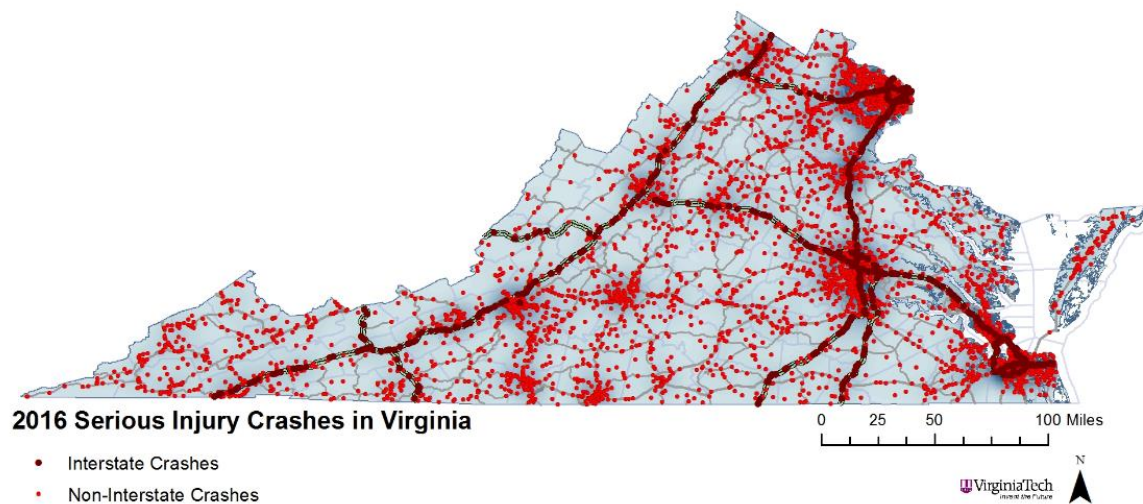
Measure C-2 Serious Injuries: Decrease **serious injuries** in traffic crashes 6 percent from the 2015 calendar base year of 8,014 to 7,570 by December 31, 2018.

	Baseline Data					2016	2018 Target
	2011	2012	2013	2014	2015		7,570
<b>Serious Injuries</b>	10,900	10,129	8,650	7,585	8,014	8,084	

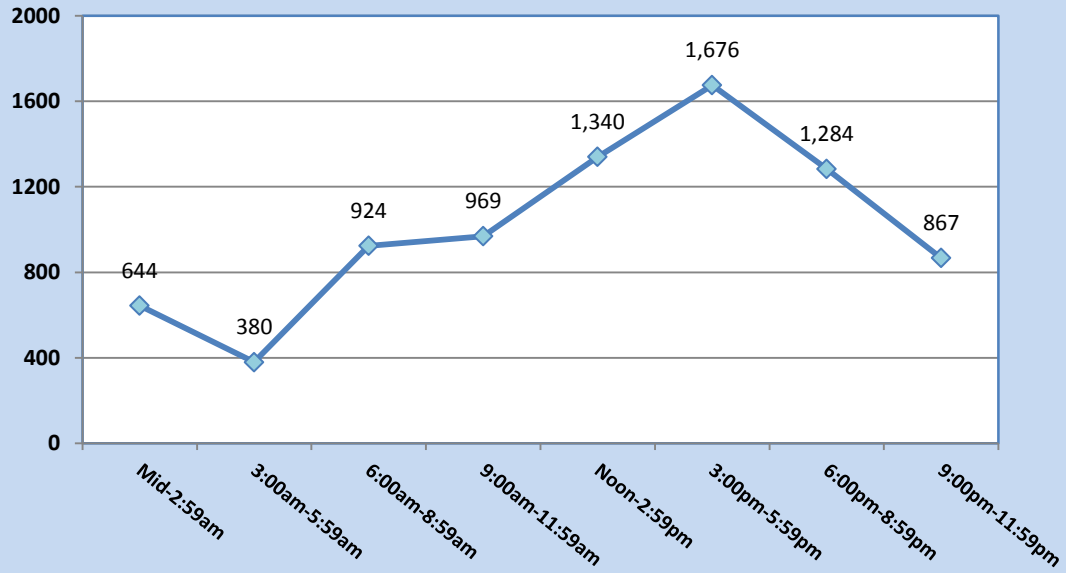
Note: 2015 calendar base year data was used to calculate the 2018 target. 2011-2016 is Virginia data.



Justification: Virginia conducted trend analyses based on annual numbers, 3-year and 5-year rolling averages. Virginia selected 5-year rolling average (6 percent reduction) in serious injuries as a more achievable target than the annual or 3-year rolling average.



## Serious Injuries by Time of Day - 2016

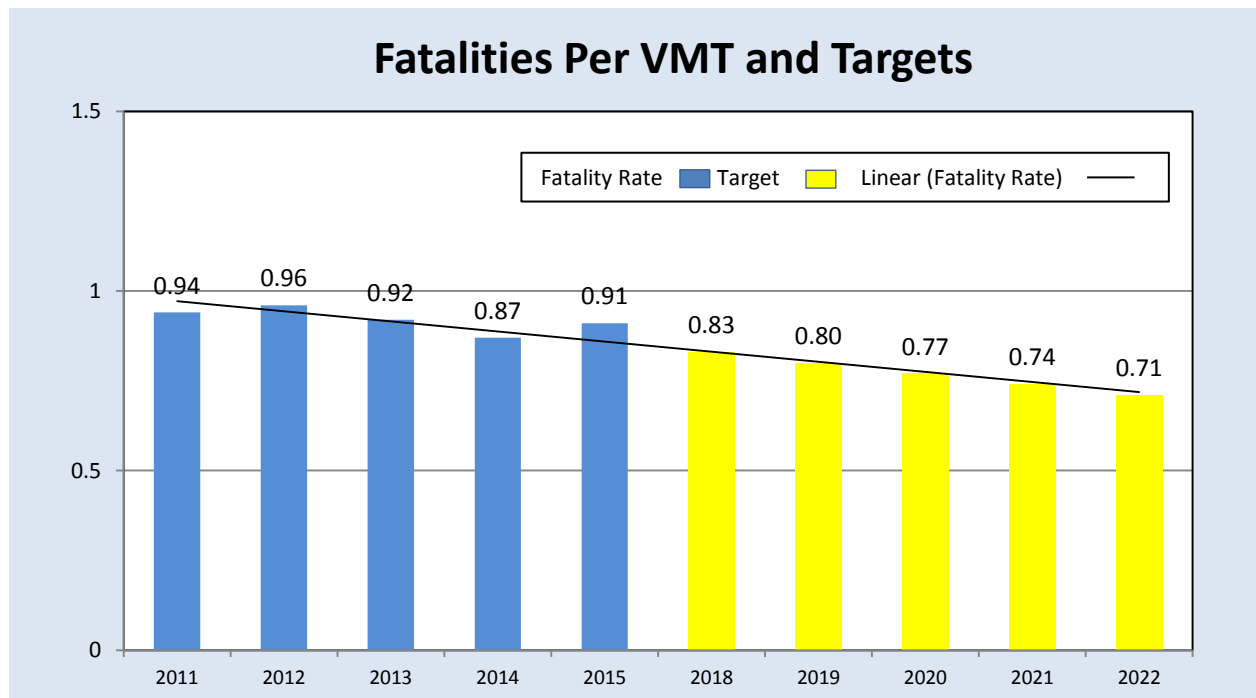


## Fatalities/VMT

Measure C-3a: Decrease **fatalities per 100M VMT** 9 percent from the 2015 calendar base year of 0.91 to 0.83 by year December 31, 2018.

	Baseline Data					2016	2018 Target
	2011	2012	2013	2014	2015		0.83
<b>Fatalities (per 100M VMT)</b>	0.94	0.96	0.92	0.87	0.91	0.89	

Note: 2015 calendar base year data was used to calculate the 2018 target. 2016 is preliminary FARS data.

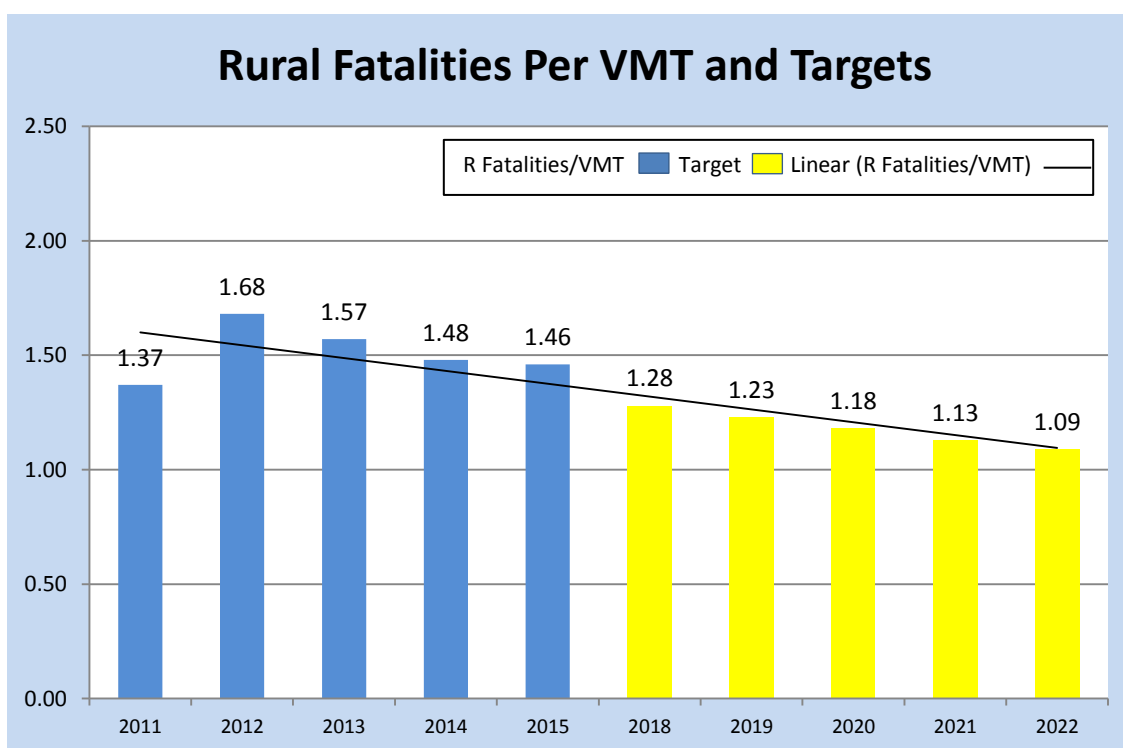


Justification: Virginia conducted trend analysis based on annual numbers, 3-year and 5-year rolling averages. Virginia selected the 5-year rolling average (9 percent reduction) in fatalities per 100M VMT as a more achievable target than the 3-year rolling average or annual target.

Measure C-3b: Decrease **rural fatalities per 100M VMT** 12 percent from the 2015 calendar base year of 1.46 to 1.28 by December 31, 2018.

	Baseline Data						2017 Target
	2011	2012	2013	2014	2015	2016	1.28
<b>Rural Fatalities (per 100M VMT)</b>	1.37	1.68	1.57	1.48	1.46	N/A	

Note: 2015 calendar base year data was used to calculate the 2018 target. 2016 data is not available at this time.

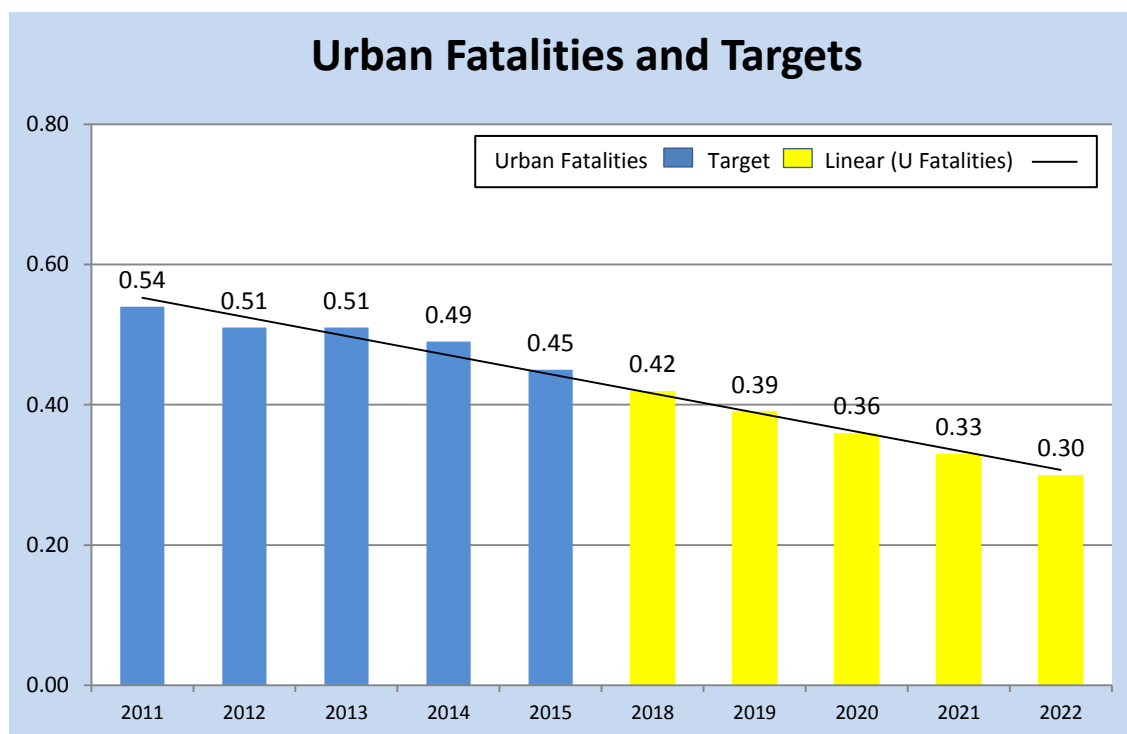


Justification: Virginia conducted trend analyses based on actual numbers, 3-year and 5-year rolling averages. Virginia selected the 5-year rolling average (12 percent reduction) in rural fatalities per 100M VMT as a more achievable target than the annual or 3-year rolling average.

Measure C-3c: Decrease **urban fatalities per 100M VMT** 7 percent from the 2015 estimated calendar base year of 0.45 to 0.42 by December 31, 2018.

	Baseline Data						2018 Target
	2011	2012	2013	2014	2015	2016	0.42
<b>Urban Fatalities (per 100 VMT)</b>	0.54	0.51	0.51	0.49	0.45	N/A.	

Note: 2015 calendar base year data was used to calculate the 2018 target. 2016 is not available at this time.



Justification: Virginia conducted trend analyses based on actual numbers, 3-year and 5-year rolling averages. Virginia selected the 5-year linear (7 percent reduction) for urban fatalities per 100M VMT as a more achievable target than the annual or 3-year rolling averages.

## Occupant Protection Program Area

From the analysis of our data, 56 percent of occupants killed in Virginia crashes during 2016, were not wearing safety restraints (above the national average of 50 percent.) Two-hundred eighty seven unrestrained passenger vehicle occupants were killed on Virginia roadways. Fifty-nine percent of the fatalities were between the ages of 21-50. The highest percentage of the fatalities, 14 percent occurred in December, 39 percent of the fatalities were on the weekend (Saturday or Sunday) and 35 percent occurred either between midnight and 3pm or between 3pm and 6pm (both had 50). Failing to maintain control of the vehicle, running off the road, along with speeding, accounted for 55 percent of the driver's actions. The top jurisdictions where the fatalities occurred were: Chesterfield County, Pittsylvania County, Chesapeake City and Henrico County.

Measure C-4: Decrease **unrestrained** passenger vehicle occupant fatalities in all seating positions 7 percent from the 2015 calendar base year of 301 to 280 by December 31, 2018.

	Baseline Data						2018 Target
	2011	2012	2013	2014	2015	2016	
<b>Unrestrained Passenger Vehicle Occupant Fatalities</b>	301	297	300	250	301	287	280

Note: 2015 calendar base year data was used to calculate the 2018 target. 2016 is preliminary FARS data.

Occupant Protection (OP) is a key focus area in the Virginia Highway Safety Office's HSP and Virginia's SHSP. These plans include recommendations from the March 2016 Occupant Protection Program Assessment. Additionally, innovative strategies and funding assist efforts to increase overall seat belt use – particularly at night, on rural roadways, and among pickup truck and work van drivers – and decrease unrestrained fatalities during the most critical time periods and locations. Virginia will use no more than 5% of the annual apportionment of 405b OP Low funds on child safety seats.

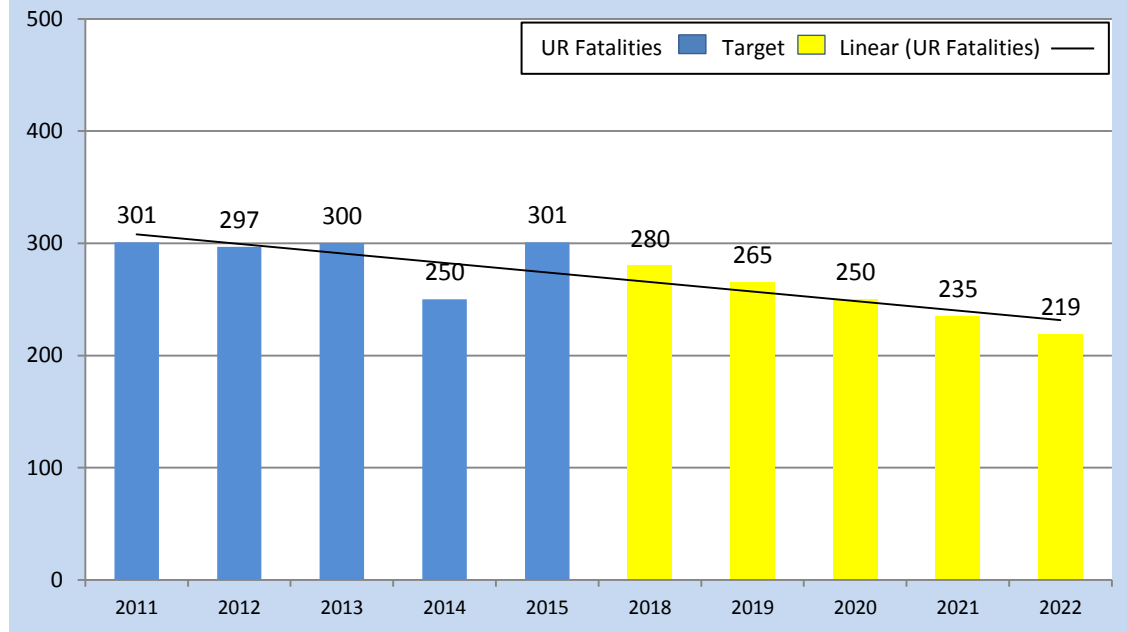
Programs that address OP include: statewide traffic enforcement, enforcement training, two Click It or Ticket mobilizations, child passenger safety education and programs, and public information campaigns.

Specific examples approved for the FY2018 grant year include:

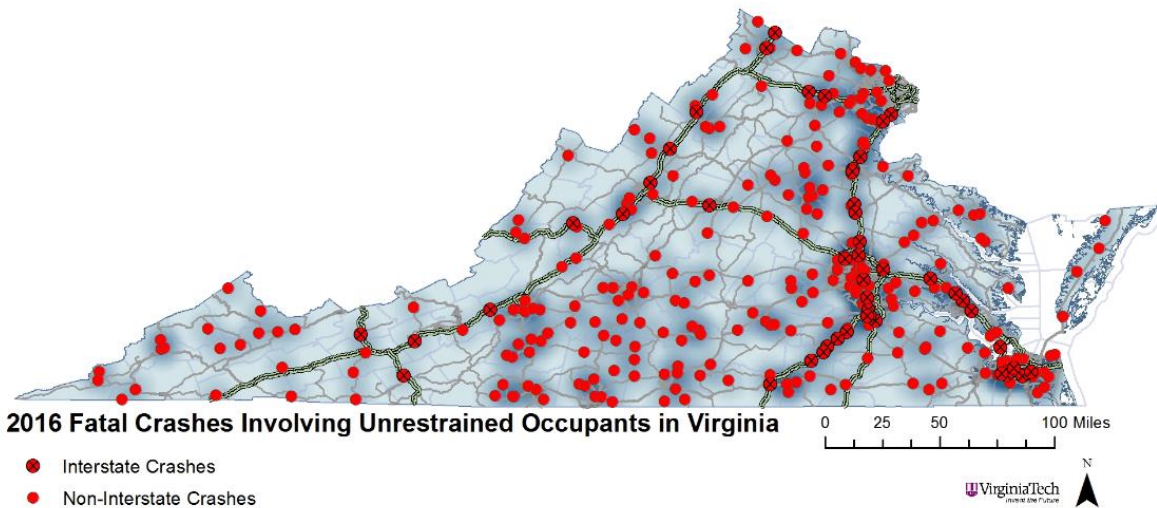
1. DRIVE SMART Virginia's OP public education and awareness campaigns through social media, the workplace and sporting events.
2. Drive Safe Hampton Roads' Get it Together Challenge in 25 area high schools
3. Progressive Dissemination of Update Booster Seat Intervention Resources
4. Virginia Department of Health's Low Income Safety Seat Distribution efforts
5. YOVASO Spring Safe Driving Contest



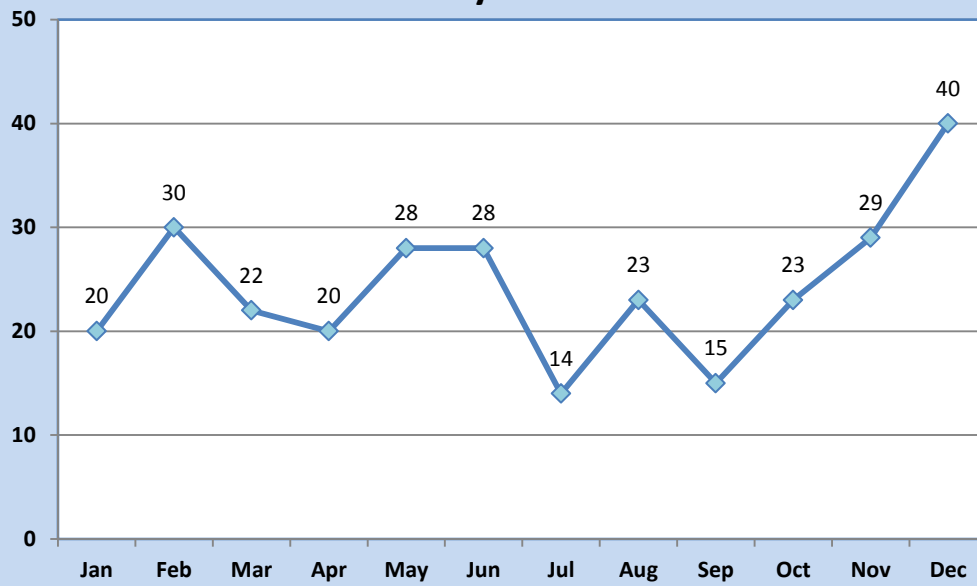
## Unrestrained Fatalities and Targets



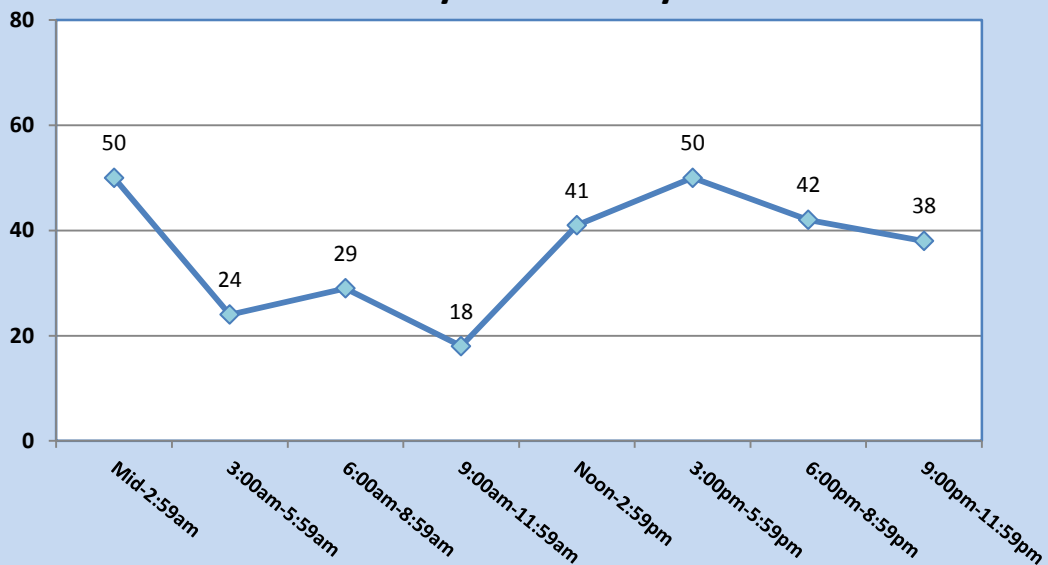
Justification: Virginia conducted trend analyses using annual numbers, 3-year and 5-year rolling averages. Virginia selected the 5-year rolling average (7 percent reduction) in unrestrained passenger vehicle occupant fatalities as a more achievable target than the annual or the 3-year rolling average.



### Unrestrained Passenger Vehicle Occupant Fatalities by Month - 2016



### Unrestrained Passenger Vehicle Occupant Fatalities by Time of Day - 2016



## **Strategies**

1. Conduct statewide observational survey pre and post mobilization throughout the state and throughout the year.
2. Implement a grant to Old Dominion University's Research Foundation. The project title is "Occupant Protection in Virginia: Working to Expand Effective Programs". This grant identifies successful OP programs throughout the commonwealth for use statewide.
3. Implement a statewide, high visibility seat belt enforcement campaign with a supporting media campaign to educate the public on the importance of using safety belts. This campaign will support the NHTSA national mobilization. The enforcement mobilization will have particular emphasis on high risk locations for two weeks in May /June 2018 and two week in November 2018 (CTW Chapter 2-2.1, 3.1)
4. Cover 85 percent of Virginia's population with law enforcement participating in the Click It or Ticket Campaign by July 2018 (CTW Chapter 2-2.1, 3.1)
5. Conduct pre-and-post mobilization observational surveys of safety belt use by July 2018 (CTW Chapter 2-2.1, 3.1)
6. Conduct a minimum of 50 occupant protection selective enforcement activities. (CTW Chapter 2-2.3) (There are 48 Local OP grants and over 100 VSP OP Projects)
7. Combine selective enforcement of seat belt laws with enforcement of alcohol-related laws during nighttime hours (CTW Chapter 2-2.2)
8. Conduct a minimum of six, one-day law enforcement Traffic Occupant Protection Strategies (TOPS) and Below 100 safety training workshops in conjunction with the Virginia Association of Chiefs of Police by September 2018. (CTW Chapter 3.1, 3.2)
9. Conduct at least 100 outreach events and activities with Virginia's low-income population with information through Virginia's Child Passenger Safety and Education Campaign by September 2018. (CTW Chapter 2, 3.1, 3.2)
10. Coordinate and/or assist with at least five NHTSA Standardized Child Passenger Safety Technician Certification Courses, four Child Passenger Technician Refresher Courses, one Renewal Course and two Child Passenger Safety Special Needs Certification Courses. CPST courses will focus on high need areas, including :

	Location	Estimated Number of Participants
1	Fauquier County	15-20
2	Waynesboro	15-20
3	New River Valley	15-20
4	Dinwiddie	15-20
5	Winchester	15-20

11. Continue the number of safety seats inspected at 12,000; 9,000 safety seats will be inspected through safety seat check stations and 3,000 safety seats will be inspected at one-day check events (CTW Chapter 2, 7.2)
12. Provide statewide access to child safety restraints through the Low Income Safety Seat Distribution Program that will provide child safety restraints to parents /guardians who are eligible. (CTW Chapter 2, 6.2)
13. Outreach – DMV and non-profit OP public education and teen driver awareness efforts through social media, the workplace and other events.

## Occupant Protection: Budget Summary

Program Area	Project Focus	Budget	Funding Source
405b OP Low	Occupant Protection	\$1,790,132.00	405b OP Low
OP	Occupant Protection	\$285,086.00	NHTSA 402
<b>Total All Funds</b>		<b>\$2,075,218.00</b>	

### OCUPANT PROTECTION PROJECTS

Project Number: **FM2CSS-2018-58064-8064**  
 Sub-Recipient: **Children's Hospital/King's Daughters**  
 Project Title: The Child Passenger Safety Program at CHKD  
 Project Amount: **\$22,550.00**  
 Project Description: Purchase special needs seats for loan & disbursement.  
 Match Amount: **\$5,637.50**  
 Indirect Cost: \$0.00  
 Local Benefit: \$0.00  
 TSEP Project: No

Project Number: **FM2HVE-2018-58023-8023**  
 Sub-Recipient: **Tazewell Town**  
 Project Title: Selective Enforcement - Occupant Protection  
 Project Amount: **\$2,000.00**  
 Project Description: Selective enforcement for occupant protection violations.  
 Match Amount: **\$500.00**  
 Indirect Cost: \$0.00  
 Local Benefit: **No**  
 TSEP Project: Yes

Project Number: **FM2HVE-2018-58047-8047**  
 Sub-Recipient: **Campbell County**  
 Project Title: Selective Enforcement - Occupant Protection  
 Project Amount: **\$3,200.00**  
 Project Description: Selective enforcement for occupant protection violations.  
 Match Amount: **\$800.00**  
 Indirect Cost: \$0.00  
 Local Benefit: **No**  
 TSEP Project: Yes

Project Number: **FM2HVE-2018-58117-8117**  
 Sub-Recipient: **Virginia Dept of State Police**  
 Project Title: Selective Enforcement - Occupant Protection  
 Project Amount: **\$176,000.00**  
 Project Description: Selective enforcement for occupant protection violations.  
 Match Amount: **\$44,000.00**

Indirect Cost: \$0.00  
Local Benefit: **No**  
TSEP Project: Yes

---

Project Number: **FM2HVE-2018-58172-8172**  
Sub-Recipient: **Westmoreland County**  
Project Title: Selective Enforcement - Occupant Protection  
Project Amount: **\$3,000.00**  
Project Description: Selective enforcement for occupant protection violations.  
Match Amount: **\$750.00**  
Indirect Cost: \$0.00  
Local Benefit: **No**  
TSEP Project: Yes

---

Project Number: **FM2HVE-2018-58182-8182**  
Sub-Recipient: **Page County**  
Project Title: Selective Enforcement - Occupant Protection  
Project Amount: **\$5,250.00**  
Project Description: Selective enforcement for occupant protection violations.  
Match Amount: **\$1,312.50**  
Indirect Cost: \$0.00  
Local Benefit: **No**  
TSEP Project: Yes

---

Project Number: **FM2HVE-2018-58205-8205**  
Sub-Recipient: **Suffolk City**  
Project Title: Selective Enforcement - Occupant Protection  
Project Amount: **\$3,108.00**  
Project Description: Selective enforcement for occupant protection violations.  
Match Amount: **\$777.00**  
Indirect Cost: \$0.00  
Local Benefit: **No**  
TSEP Project: Yes

---

Project Number: **FM2HVE-2018-58222-8222**  
Sub-Recipient: **Rockbridge County**  
Project Title: Selective Enforcement - Occupant Protection  
Project Amount: **\$4,200.00**  
Project Description: Selective enforcement for occupant protection violations.  
Match Amount: **\$1,050.00**  
Indirect Cost: \$0.00  
Local Benefit: **No**  
TSEP Project: Yes

---

Project Number: **FM2HVE-2018-58303-8303**  
Sub-Recipient: **King and Queen County**  
Project Title: Selective Enforcement - Occupant Protection  
Project Amount: **\$3,000.00**  
Project Description: Selective enforcement for occupant protection violations.  
Match Amount: **\$750.00**

---

Indirect Cost: \$0.00  
Local Benefit: **No**  
TSEP Project: Yes

Project Number: **FM2HVE-2018-58314-8314**  
Sub-Recipient: **Ashland Town**  
Project Title: Selective Enforcement - Occupant Protection  
Project Amount: **\$3,240.00**  
Project Description: Selective enforcement for occupant protection violations.  
Match Amount: **\$810.00**  
Indirect Cost: \$0.00  
Local Benefit: **No**  
TSEP Project: Yes

Project Number: **FM2HVE-2018-58409-8409**  
Sub-Recipient: **Virginia Dept of Motor Vehicles**  
Project Title: Occupant Protection Paid Media  
Project Amount: **\$544,000.00**  
Project Description: Media purchase to support high visibility enforcement campaigns (Click It or Ticket).  
Match Amount: **\$136,000.00**  
Indirect Cost: \$0.00  
Local Benefit: **No**  
TSEP Project: No

Project Number: **FM2PE-2018-58059-8059**  
Sub-Recipient: **Eastern VA Medical School**  
Project Title: Keeping Children Safe: Progressive Dissemination of a Booster Seat Intervention  
Project Amount: **\$100,300.00**  
Project Description: Dissemination/outreach to improve use of booster seats.  
Match Amount: **\$25,075.00**  
Indirect Cost: \$9,118.00  
Local Benefit: **No**  
TSEP Project: No

Project Number: **FM2PE-2018-58216-8216**  
Sub-Recipient: **ODU Research Foundation**  
Project Title: Occupant Protection in Virginia: Working to Expand Effective Programs  
Project Amount: **\$133,068.00**  
Project Description: Identification and expansion of best practices to improve seat belt use.  
Match Amount: **\$33,267.00**  
Indirect Cost: \$27,458.00  
Local Benefit: **No**  
TSEP Project: No

Project Number: **FM2PE-2018-58233-8233**  
Sub-Recipient: **Drive Smart of Virginia**  
Project Title: "Who's Your Driver" Impaired and OP Outreach Project - OP  
Project Amount: **\$152,172.00**  
Project Description: Sports marketing outreach and education to increase seat belt use.  
Match Amount: **\$38,043.00**

Indirect Cost: \$13,834.00  
Local Benefit: **No**  
TSEP Project: No

Project Number: **FM2PE-2018-58300-8300**  
Sub-Recipient: **Drive Smart of Virginia**  
Project Title: Occupant Protection Education & Outreach  
Project Amount: **\$172,863.00**  
Project Description: Education and outreach to improve seat belt use.  
Match Amount: **\$43,215.75**  
Indirect Cost: \$15,715.00  
Local Benefit: **No**  
TSEP Project: No

Project Number: **FM2TR-2018-58081-8081**  
Sub-Recipient: **Virginia Dept of Motor Vehicles**  
Project Title: Occupant Protection for Children Training  
Project Amount: **\$49,635.00**  
Project Description: Child Passenger Technician, Refreshers and instructor training for law enforcement, Health Care, Fire & EMS workers.  
Match Amount: **\$12,408.75**  
Indirect Cost: \$0.00  
Local Benefit: **No**  
TSEP Project: No

Project Number: **FM2TR-2018-58088-8088**  
Sub-Recipient: **Virginia Dept of Health**  
Project Title: VDH Child Passenger Safety Program  
Project Amount: **\$412,546.00**  
Project Description: Training and child safety seat dissemination to low income populations.  
Match Amount: **\$103,136.50**  
Indirect Cost: \$7,265.00  
Local Benefit: **No**  
TSEP Project: No

Project Number: **FOP-2018-58003-8003**  
Sub-Recipient: **Portsmouth City**  
Project Title: Selective Enforcement - Occupant Protection  
Project Amount: **\$15,656.00**  
Project Description: Selective enforcement for occupant protection violations.  
Match Amount: **\$3,914.00**  
Indirect Cost: \$0.00  
Local Benefit: **\$15,656.00**  
TSEP Project: Yes

Project Number: **FOP-2018-58011-8011**  
Sub-Recipient: **Onancock Town**  
Project Title: Selective Enforcement - Occupant Protection  
Project Amount: **\$6,372.00**  
Project Description: Selective enforcement for occupant protection violations.

Match Amount: **\$1,593.00**  
Indirect Cost: \$0.00  
Local Benefit: **\$6,372.00**  
TSEP Project: Yes

Project Number: **FOP-2018-58054-8054**

---

Sub-Recipient: **Chesapeake City**  
Project Title: Selective Enforcement - Occupant Protection  
Project Amount: **\$15,300.00**  
Project Description: Selective enforcement for occupant protection violations.  
Match Amount: **\$3,825.00**  
Indirect Cost: \$0.00  
Local Benefit: **\$15,300.00**  
TSEP Project: Yes

Project Number: **FOP-2018-58071-8071**

---

Sub-Recipient: **Norfolk City**  
Project Title: Selective Enforcement - Occupant Protection  
Project Amount: **\$3,500.00**  
Project Description: Selective enforcement for occupant protection violations.  
Match Amount: **\$875.00**  
Indirect Cost: \$0.00  
Local Benefit: **\$3,500.00**  
TSEP Project: Yes

Project Number: **FOP-2018-58076-8076**

---

Sub-Recipient: **Roanoke County**  
Project Title: Selective Enforcement - Occupant Protection  
Project Amount: **\$11,700.00**  
Project Description: Selective enforcement for occupant protection violations.  
Match Amount: **\$2,925.00**  
Indirect Cost: \$0.00  
Local Benefit: **\$11,700.00**  
TSEP Project: Yes

Project Number: **FOP-2018-58080-8080**

---

Sub-Recipient: **Wythe County**  
Project Title: Selective Enforcement - Occupant Protection  
Project Amount: **\$11,376.00**  
Project Description: Selective enforcement for occupant protection violations.  
Match Amount: **\$2,844.00**  
Indirect Cost: \$0.00  
Local Benefit: **\$11,376.00**  
TSEP Project: Yes

Project Number: **FOP-2018-58085-8085**

---

Sub-Recipient: **South Hill Town**  
Project Title: Selective Enforcement - Occupant Protection  
Project Amount: **\$11,000.00**  
Project Description: Selective enforcement for occupant protection violations.



Match Amount: **\$2,750.00**  
Indirect Cost: \$0.00  
Local Benefit: **\$11,000.00**  
TSEP Project: Yes

Project Number: **FOP-2018-58086-8086**

---

Sub-Recipient: **Exmore Town**  
Project Title: Selective Enforcement - Occupant Protection  
Project Amount: **\$900.00**  
Project Description: Selective enforcement for occupant protection violations.  
Match Amount: **\$225.00**  
Indirect Cost: \$0.00  
Local Benefit: **\$900.00**  
TSEP Project: Yes

Project Number: **FOP-2018-58090-8090**

---

Sub-Recipient: **Washington County**  
Project Title: Selective Enforcement - Occupant Protection  
Project Amount: **\$6,600.00**  
Project Description: Selective enforcement for occupant protection violations.  
Match Amount: **\$1,650.00**  
Indirect Cost: \$0.00  
Local Benefit: **\$6,600.00**  
TSEP Project: Yes

Project Number: **FOP-2018-58091-8091**

---

Sub-Recipient: **Manassas Park City**  
Project Title: Selective Enforcement - Occupant Protection  
Project Amount: **\$3,000.00**  
Project Description: Selective enforcement for occupant protection violations.  
Match Amount: **\$750.00**  
Indirect Cost: \$0.00  
Local Benefit: **\$3,000.00**  
TSEP Project: Yes

Project Number: **FOP-2018-58096-8096**

---

Sub-Recipient: **Tazewell County**  
Project Title: Selective Enforcement - Occupant Protection  
Project Amount: **\$8,125.00**  
Project Description: Selective enforcement for occupant protection violations.  
Match Amount: **\$2,031.25**  
Indirect Cost: \$0.00  
Local Benefit: **\$8,125.00**  
TSEP Project: Yes

Project Number: **FOP-2018-58104-8104**

---

Sub-Recipient: **Virginia Beach City**  
Project Title: Selective Enforcement - Occupant Protection  
Project Amount: **\$52,000.00**  
Project Description: Selective enforcement for occupant protection violations.

Match Amount: **\$13,000.00**  
Indirect Cost: \$0.00  
Local Benefit: **\$52,000.00**  
TSEP Project: Yes

Project Number: **FOP-2018-58122-8122**

---

Sub-Recipient: **Buena Vista City**  
Project Title: Selective Enforcement - Occupant Protection  
Project Amount: **\$3,500.00**  
Project Description: Selective enforcement for occupant protection violations.  
Match Amount: **\$875.00**  
Indirect Cost: \$0.00  
Local Benefit: **\$3,500.00**  
TSEP Project: Yes

Project Number: **FOP-2018-58140-8140**

---

Sub-Recipient: **Lexington City**  
Project Title: Selective Enforcement - Occupant Protection  
Project Amount: **\$3,500.00**  
Project Description: Selective enforcement for occupant protection violations.  
Match Amount: **\$875.00**  
Indirect Cost: \$0.00  
Local Benefit: **\$3,500.00**  
TSEP Project: Yes

Project Number: **FOP-2018-58148-8148**

---

Sub-Recipient: **Salem City**  
Project Title: Selective Enforcement - Occupant Protection  
Project Amount: **\$3,300.00**  
Project Description: Selective enforcement for occupant protection violations.  
Match Amount: **\$825.00**  
Indirect Cost: \$0.00  
Local Benefit: **\$3,300.00**  
TSEP Project: Yes

Project Number: **FOP-2018-58155-8155**

---

Sub-Recipient: **Prince William County**  
Project Title: Selective Enforcement - Occupant Protection  
Project Amount: **\$23,300.00**  
Project Description: Selective enforcement for occupant protection violations.  
Match Amount: **\$5,825.00**  
Indirect Cost: \$0.00  
Local Benefit: **\$23,300.00**  
TSEP Project: Yes

Project Number: **FOP-2018-58158-8158**

---

Sub-Recipient: **Arlington County**  
Project Title: Selective Enforcement - Occupant Protection  
Project Amount: **\$5,500.00**  
Project Description: Selective enforcement for occupant protection violations.

Match Amount: **\$1,375.00**  
Indirect Cost: \$0.00  
Local Benefit: **\$5,500.00**  
TSEP Project: Yes

Project Number: **FOP-2018-58161-8161**

---

Sub-Recipient: **Chatham Town**  
Project Title: Selective Enforcement - Occupant Protection  
Project Amount: **\$3,000.00**  
Project Description: Selective enforcement for occupant protection violations.  
Match Amount: **\$750.00**  
Indirect Cost: \$0.00  
Local Benefit: **\$3,000.00**  
TSEP Project: Yes

Project Number: **FOP-2018-58192-8192**

---

Sub-Recipient: **Gloucester County**  
Project Title: Selective Enforcement - Occupant Protection  
Project Amount: **\$5,600.00**  
Project Description: Selective enforcement for occupant protection violations.  
Match Amount: **\$1,400.00**  
Indirect Cost: \$0.00  
Local Benefit: **\$5,600.00**  
TSEP Project: Yes

Project Number: **FOP-2018-58195-8195**

---

Sub-Recipient: **Richmond City**  
Project Title: Selective Enforcement - Occupant Protection  
Project Amount: **\$10,000.00**  
Project Description: Selective enforcement for occupant protection violations.  
Match Amount: **\$2,500.00**  
Indirect Cost: \$0.00  
Local Benefit: **\$10,000.00**  
TSEP Project: Yes

Project Number: **FOP-2018-58211-8211**

---

Sub-Recipient: **New Kent County**  
Project Title: Selective Enforcement - Occupant Protection  
Project Amount: **\$7,000.00**  
Project Description: Selective enforcement for occupant protection violations.  
Match Amount: **\$1,750.00**  
Indirect Cost: \$0.00  
Local Benefit: **\$7,000.00**  
TSEP Project: Yes

Project Number: **FOP-2018-58251-8251**

---

Sub-Recipient: **Stafford County**  
Project Title: Selective Enforcement - Occupant Protection  
Project Amount: **\$5,005.00**  
Project Description: Selective enforcement for occupant protection violations.

Match Amount: **\$1,251.25**  
Indirect Cost: \$0.00  
Local Benefit: **\$5,005.00**  
TSEP Project: Yes

Project Number: **FOP-2018-58266-8266**

---

Sub-Recipient: **Hillsville Town**  
Project Title: Selective Enforcement - Occupant Protection  
Project Amount: **\$3,900.00**  
Project Description: Selective enforcement for occupant protection violations.  
Match Amount: **\$975.00**  
Indirect Cost: \$0.00  
Local Benefit: **\$3,900.00**  
TSEP Project: Yes

Project Number: **FOP-2018-58305-8305**

---

Sub-Recipient: **Pittsylvania County**  
Project Title: Selective Enforcement - Occupant Protection  
Project Amount: **\$4,050.00**  
Project Description: Selective enforcement for occupant protection violations.  
Match Amount: **\$1,012.50**  
Indirect Cost: \$0.00  
Local Benefit: **\$4,050.00**  
TSEP Project: Yes

Project Number: **FOP-2018-58317-8317**

---

Sub-Recipient: **Prince George County**  
Project Title: Selective Enforcement - Occupant Protection  
Project Amount: **\$5,040.00**  
Project Description: Selective enforcement for occupant protection violations.  
Match Amount: **\$1,260.00**  
Indirect Cost: \$0.00  
Local Benefit: **\$5,040.00**  
TSEP Project: Yes

Project Number: **FOP-2018-58324-8324**

---

Sub-Recipient: **Roanoke City**  
Project Title: Selective Enforcement - Occupant Protection  
Project Amount: **\$6,400.00**  
Project Description: Selective enforcement for occupant protection violations.  
Match Amount: **\$1,600.00**  
Indirect Cost: \$0.00  
Local Benefit: **\$6,400.00**  
TSEP Project: Yes

Project Number: **FOP-2018-58333-8333**

---

Sub-Recipient: **Christiansburg Town**  
Project Title: Selective Enforcement - Occupant Protection  
Project Amount: **\$3,400.00**  
Project Description: Selective enforcement for occupant protection violations.

Match Amount: **\$850.00**  
Indirect Cost: \$0.00  
Local Benefit: **\$3,400.00**  
TSEP Project: Yes

Project Number: **FOP-2018-58338-8338**

---

Sub-Recipient: **South Boston Town**  
Project Title: Selective Enforcement - Occupant Protection  
Project Amount: **\$3,562.00**  
Project Description: Selective enforcement for occupant protection violations.  
Match Amount: **\$890.50**  
Indirect Cost: \$0.00  
Local Benefit: **\$3,562.00**  
TSEP Project: Yes

Project Number: **FOP-2018-58372-8372**

---

Sub-Recipient: **James City County**  
Project Title: Selective Enforcement - Occupant Protection  
Project Amount: **\$5,390.00**  
Project Description: Selective enforcement for occupant protection violations.  
Match Amount: **\$1,347.50**  
Indirect Cost: \$0.00  
Local Benefit: **\$5,390.00**  
TSEP Project: Yes

Project Number: **FOP-2018-58377-8377**

---

Sub-Recipient: **Galax City**  
Project Title: Selective Enforcement - Occupant Protection  
Project Amount: **\$6,610.00**  
Project Description: Selective enforcement for occupant protection violations.  
Match Amount: **\$1,652.50**  
Indirect Cost: \$0.00  
Local Benefit: **\$6,610.00**  
TSEP Project: Yes

Project Number: **FOP-2018-58393-8393**

---

Sub-Recipient: **Henrico County**  
Project Title: Selective Enforcement - Occupant Protection  
Project Amount: **\$27,000.00**  
Project Description: Selective enforcement for occupant protection violations.  
Match Amount: **\$6,750.00**  
Indirect Cost: \$0.00  
Local Benefit: **\$27,000.00**  
TSEP Project: Yes

Project Number: **FOP-2018-58416-8416**

---

Sub-Recipient: **Danville City**  
Project Title: Selective Enforcement - Occupant Protection  
Project Amount: **\$4,500.00**  
Project Description: Selective enforcement for occupant protection violations.

Match Amount:	<b>\$1,125.00</b>
Indirect Cost:	\$0.00
Local Benefit:	<b>\$4,500.00</b>
TSEP Project:	Yes

## Alcohol Impaired Driving Program Area

In Virginia, 27 percent of the fatalities involved alcohol impaired driving. The average age of the drinking driver killed is 49. Ninety percent of the fatalities occurred on non-interstate roadways with 75 percent occurring between 6 pm and 3 am. Drinking drivers age 35 and under continue to represent the majority of drivers involved in fatal crashes. Seventy percent of drinking driver fatalities were also speed-related and seventy-nine percent were unrestrained. Single vehicle crashes accounted for seventy percent of drinking driver fatalities, twenty-nine percent were two vehicle crashes and one percent involved three or more vehicles. Seventy-two percent of the drinking drivers ran off the road during the crash. The top localities for these fatalities were Prince William County (6), Chesterfield County (5), Newport News City/Augusta County/Bedford County (4 each).

Virginia continues to be vigilant in efforts to reduce alcohol-related fatalities and is a low fatality rate state. Virginia's alcohol fatality rate (0.28) is below the national average.

Goal C-5: Decrease **alcohol impaired** driving fatalities 7 percent from the 2015 calendar base year of 208 to 194 by December 31, 2018.

	Baseline Data					2018 Target
	2011	2012	2013	2014	2015	194
<b>Alcohol Impaired Driving Fatalities (FARS)</b>	228	209	263	216	208	

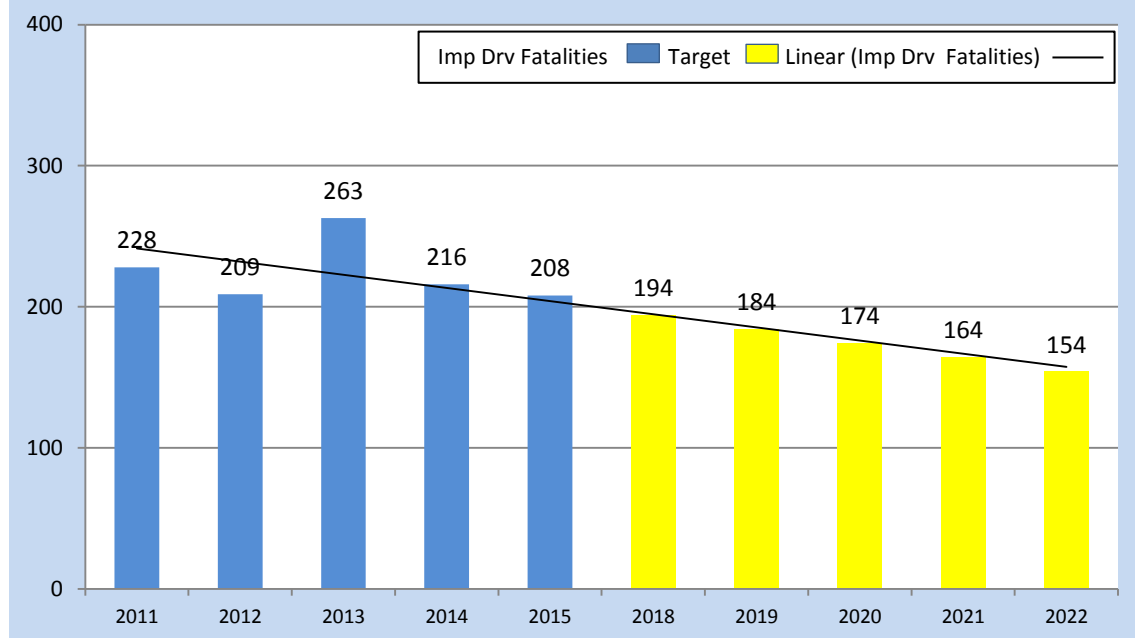
Note: 2015 calendar base year data was used to calculate the 2018 target.

Note: Drinking driver is determined by information provided by law enforcement on the police crash report.

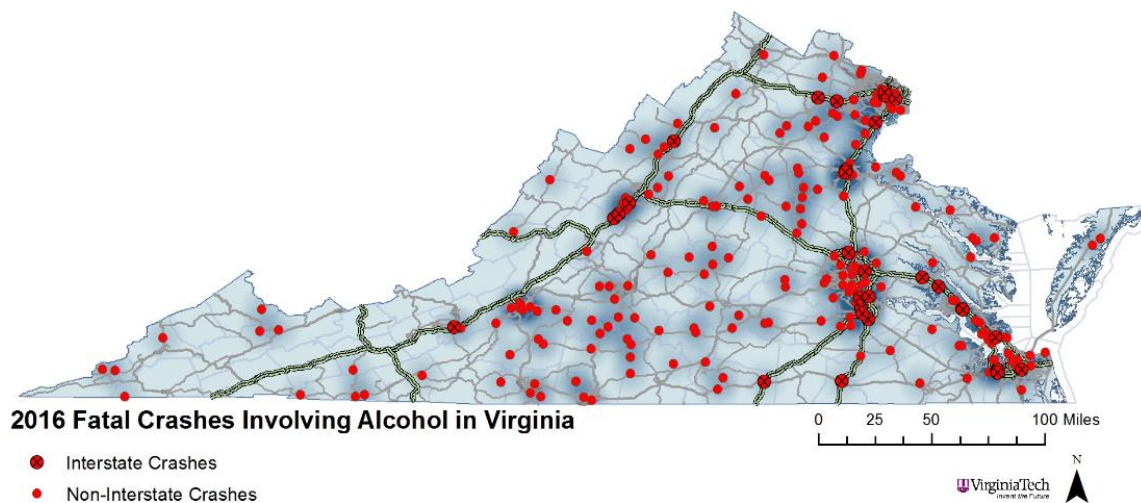
Strategies that will be implemented to address this area will include traffic enforcement on non-interstate roadways between 9pm and 3am in the top localities listed. Other examples approved for the FY2018 grant year include:

1. Continued implementation of DUI Task Forces in several areas of the state
2. Enhanced funding and emphasis on public information for the Checkpoint Strikeforce (CPSF) and Drive Sober or Get Pulled Over media campaigns
3. Continuation of other alcohol impaired driving reduction activities such as the YOVASO program; Forensic Science Breath Alcohol training program; the Annual Judicial Transportation Safety Conference and support for the ABC underage compliance selective enforcement
4. Continued planning and implementation of the Driver Alcohol Detection System for Safety (DADSS) pilot project to include deployment and consumer awareness and acceptance.

## Alcohol-Impaired Driving Fatalities and Targets



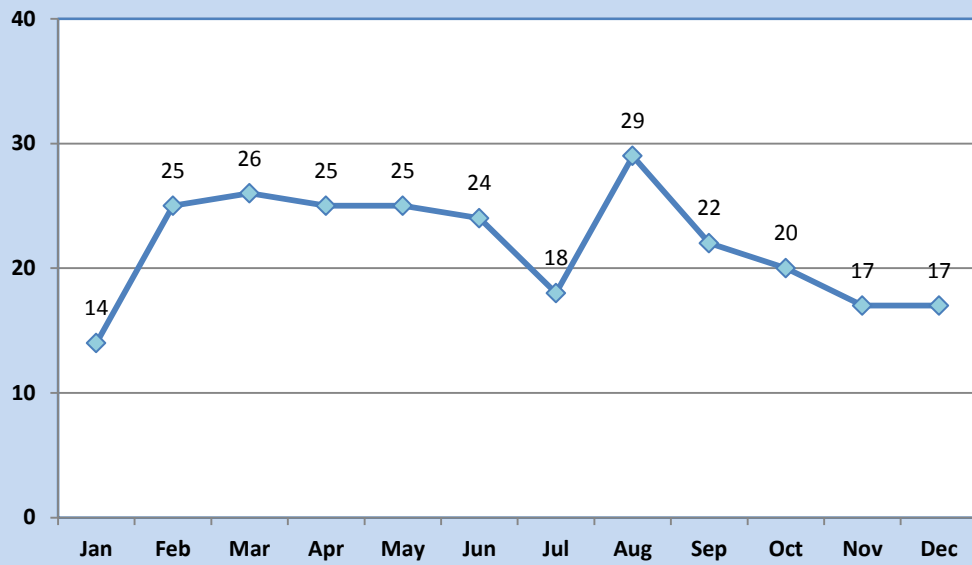
Justification: Virginia conducted trend analyses using annual numbers, 3-year and 5-year rolling averages. Virginia selected the 5-year rolling average (7 percent reduction) in alcohol impaired driving fatalities as a more achievable target than annual or 3-year rolling average.



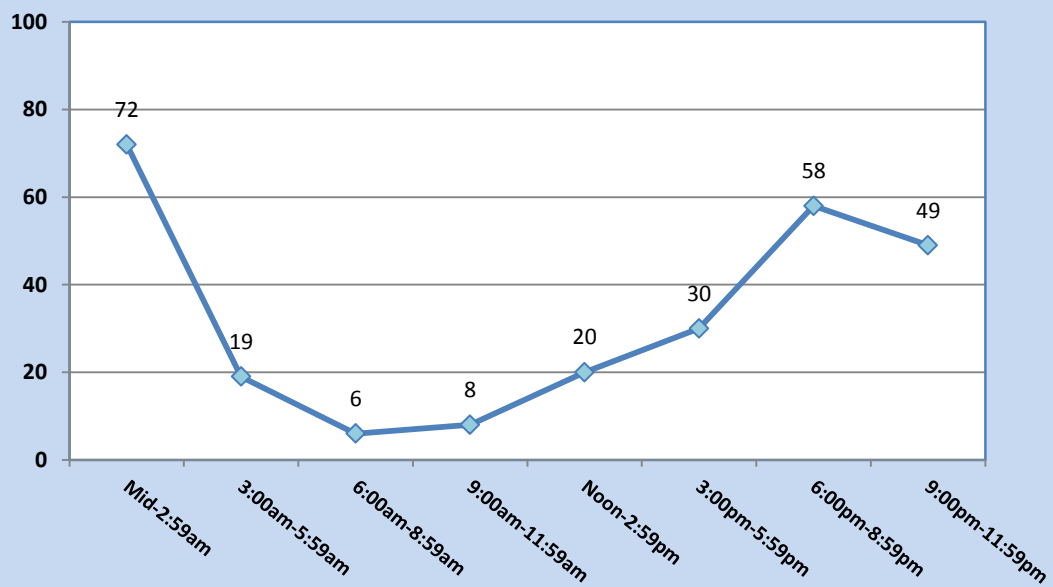
Note: Virginia also tracks fatalities as a result of traffic crashes involving any driver(s) indicated as drinking by the police officer or with any positive BAC.



### Alcohol-Related Fatalities by Month - 2016



### Alcohol-Related Fatalities by Time of Day - 2016



## Strategies

1. Implement a statewide DUI Checkpoint Strike Force campaign (to include saturation patrols and checkpoints) supported with a comprehensive (earned and paid) media component year round with special emphasis between the months of July and January.
2. Conduct a minimum of 100 DUI Checkpoints and Low Manpower Checkpoints (CTW, Chapter 1, Section(s) 2.1, 2.2, 2.3).
3. Continue to implement at least 3 locally based law enforcement DUI Task Force projects (CTW, Chapter 1 Section(s) 2.1, 2.2, 2.3).
4. Continue to expand the Standardized Field Sobriety Test (SFST) instructor database. Assist remaining law enforcement academies with the certification of at least one Senior SFST Instructor for their academy. Ensure any SFST pending instructors needing to have their apprenticeships completed from the FY15 are completed. Assess each academy and identify additional program support needed (CTW, Chapter 1, Section(s) 2.3).
5. Conduct 6 youth peer to peer educational programs to focus on the Zero Tolerance as it relates to youth and illegal substances. (CTW Chapter 1, Section(s) 6-5, 7.3)
6. Conduct Advanced DUI training for law enforcement and prosecutors to inform them of the latest trends, recent changes to legislation, best practices, and refresh their skills. (CTW, Chapter 1, Section(s) 1, 2, 3)
7. Conduct annual law enforcement DUI conference to inform attendees of the latest trends in DUI enforcement, provide updates on legislation and new laws, and share best practices, amongst other DUI related information. (CTW, Chapter 1, Section(s) 1, 2, 3)
8. Continue to implement peer focused education and messaging amongst youth and college-aged individuals related to the dangers underage drinking and impaired driving. (CTW, Chapter 1, Section(s) 6.5)
9. Conduct training for VASAP program case managers and staff on DWI offender monitoring, ignition interlock and offender recidivism. (CTW, Chapter 1, Section(s) 4.1, 4.3, 4.4)
10. Conduct alcohol screening and brief intervention for patients in trauma hospital. (CTW, Chapter 1, Section 5.1)
11. Conduct a statewide judiciary conference training judges on DUI and other traffic safety issues (CTW, Chapter 1, Section(s) 3.1, 3.2, 3.4).
12. Conduct a minimum of 40 trainings on breath alcohol test equipment (CTW, Chapter 1, Section(s) 2.3)
13. Coordinate with the Judicial Outreach Liaison to work with the Virginia Supreme Court to assist with information dissemination and to establish a point of contact between the Highway Safety Office and the judiciary. (CTW, Chapter 1, Section(s) 3.1, 3.2, 3.4)
14. Conduct 3,600 Alcohol Compliance Checks, to be completed by the Virginia Department of Alcoholic Beverage Control (ABC) (CTW, Chapter 1, Section 6.3).
15. Conduct at least two major sports related outreach efforts to high risk populations. (CTW, Chapter 1, Section(s) 2.1, 2.2, 2.3, 2.5, 5.2).
16. Create a Driver Alcohol Detection System for Safety (DADSS) pilot project plan to include deployment and consumer awareness and acceptance. (CTW, Chapter 5)
17. Develop a coordinated program for the deployment of Mobile Alcohol Testing Units to support law enforcement activities and to provide additional educational outreach regarding the consequences of DUI (CTW, Chapter 1, Section(s) 2.1, 2.2, 2.3).
18. Develop DUI Institute (Advanced) Training for law enforcement, to include at least 2 courses the first year. (CTW, Chapter 1, Section 2)

### Alcohol Program Area: Budget Summary

Program Area	Project Focus	Budget	Funding Source
154AL	Alcohol	\$12,901,796.00	154 Transfer
AL	Alcohol	\$591,787.00	NHTSA 402
K8	410 Alcohol	\$261,909.00	410 Alcohol
M6OT	Alcohol	\$3,071,522.00	405d Impaired Driving Low
<b>Total All Funds</b>		<b>\$16,827,014.00</b>	

#### ALCOHOL IMPAIRED PROJECTS

Project Number: **154AL-2018-58001-8001**  
 Sub-Recipient: **Loudoun County**  
 Project Title: Selective Enforcement - Alcohol  
 Project Amount: **\$46,566.00**  
 Project Description: Selective enforcement for alcohol impaired driving.  
 Match Amount: **\$0.00**  
 Indirect Cost: \$0.00  
 Local Benefit: **\$46,566.00**  
 TSEP Project: Yes

Project Number: **154AL-2018-58002-8002**  
 Sub-Recipient: **Portsmouth City**  
 Project Title: Selective Enforcement - Alcohol  
 Project Amount: **\$43,461.00**  
 Project Description: Selective enforcement for alcohol impaired driving.  
 Match Amount: **\$0.00**  
 Indirect Cost: \$0.00  
 Local Benefit: **\$43,461.00**  
 TSEP Project: Yes

Project Number: **154AL-2018-58005-8005**  
 Sub-Recipient: **Herndon Town**  
 Project Title: Selective Enforcement - Alcohol  
 Project Amount: **\$35,100.00**  
 Project Description: Selective enforcement for alcohol impaired driving.  
 Match Amount: **\$0.00**  
 Indirect Cost: \$0.00  
 Local Benefit: **\$35,100.00**  
 TSEP Project: Yes

Project Number: **154AL-2018-58008-8008**  
 Sub-Recipient: **Harrisonburg City**  
 Project Title: Selective Enforcement - Alcohol  
 Project Amount: **\$15,175.00**

Project Description: Selective enforcement for alcohol impaired driving.  
Match Amount: **\$0.00**  
Indirect Cost: \$0.00  
Local Benefit: **\$15,175.00**  
TSEP Project: Yes

---

Project Number: **154AL-2018-58009-8009**  
Sub-Recipient: **Haymarket Town**  
Project Title: Selective Enforcement - Alcohol  
Project Amount: **\$8,100.00**  
Project Description: Selective enforcement for alcohol impaired driving.  
Match Amount: **\$0.00**  
Indirect Cost: \$0.00  
Local Benefit: **\$8,100.00**  
TSEP Project: Yes

---

Project Number: **154AL-2018-58014-8014**  
Sub-Recipient: **Halifax County**  
Project Title: Selective Enforcement - Alcohol  
Project Amount: **\$11,632.00**  
Project Description: Selective enforcement for alcohol impaired driving.  
Match Amount: **\$0.00**  
Indirect Cost: \$0.00  
Local Benefit: **\$11,632.00**  
TSEP Project: Yes

---

Project Number: **154AL-2018-58018-8018**  
Sub-Recipient: **Greene County**  
Project Title: Selective Enforcement - Alcohol  
Project Amount: **\$8,762.00**  
Project Description: Selective enforcement for alcohol impaired driving.  
Match Amount: **\$0.00**  
Indirect Cost: \$0.00  
Local Benefit: **\$8,762.00**  
TSEP Project: Yes

---

Project Number: **154AL-2018-58020-8020**  
Sub-Recipient: **Pulaski County**  
Project Title: Selective Enforcement - Alcohol  
Project Amount: **\$18,740.00**  
Project Description: Selective enforcement for alcohol impaired driving.  
Match Amount: **\$0.00**  
Indirect Cost: \$0.00  
Local Benefit: **\$18,740.00**  
TSEP Project: Yes

---

Project Number: **154AL-2018-58021-8021**  
Sub-Recipient: **Henry County**  
Project Title: Selective Enforcement - Alcohol  
Project Amount: **\$27,951.00**

---

Project Description: Selective enforcement for alcohol impaired driving.  
Match Amount: **\$0.00**  
Indirect Cost: \$0.00  
Local Benefit: **\$27,951.00**  
TSEP Project: Yes

---

Project Number: **154AL-2018-58028-8028**  
Sub-Recipient: **Spotsylvania County**  
Project Title: Selective Enforcement - Alcohol  
Project Amount: **\$116,050.00**  
Project Description: Selective enforcement for alcohol impaired driving.  
Match Amount: **\$0.00**  
Indirect Cost: \$0.00  
Local Benefit: **\$116,050.00**  
TSEP Project: Yes

---

Project Number: **154AL-2018-58029-8029**  
Sub-Recipient: **Newport News City**  
Project Title: Selective Enforcement - Alcohol  
Project Amount: **\$57,924.00**  
Project Description: Selective enforcement for alcohol impaired driving.  
Match Amount: **\$0.00**  
Indirect Cost: \$0.00  
Local Benefit: **\$57,924.00**  
TSEP Project: Yes

---

Project Number: **154AL-2018-58031-8031**  
Sub-Recipient: **Luray Town**  
Project Title: Selective Enforcement - Alcohol  
Project Amount: **\$8,550.00**  
Project Description: Selective enforcement for alcohol impaired driving.  
Match Amount: **\$0.00**  
Indirect Cost: \$0.00  
Local Benefit: **\$8,550.00**  
TSEP Project: Yes

---

Project Number: **154AL-2018-58039-8039**  
Sub-Recipient: **Pearisburg Town**  
Project Title: Selective Enforcement - Alcohol  
Project Amount: **\$11,500.00**  
Project Description: Selective enforcement for alcohol impaired driving.  
Match Amount: **\$0.00**  
Indirect Cost: \$0.00  
Local Benefit: **\$11,500.00**  
TSEP Project: Yes

---

Project Number: **154AL-2018-58043-8043**  
Sub-Recipient: **Altavista Town**  
Project Title: Selective Enforcement - Alcohol  
Project Amount: **\$3,500.00**

---

Project Description: Selective enforcement for alcohol impaired driving.  
Match Amount: **\$0.00**  
Indirect Cost: \$0.00  
Local Benefit: **\$3,500.00**  
TSEP Project: Yes

---

Project Number: **154AL-2018-58045-8045**  
Sub-Recipient: **Campbell County**  
Project Title: Selective Enforcement - Alcohol  
Project Amount: **\$23,694.00**  
Project Description: Selective enforcement for alcohol impaired driving.  
Match Amount: **\$0.00**  
Indirect Cost: \$0.00  
Local Benefit: **\$23,694.00**  
TSEP Project: Yes

---

Project Number: **154AL-2018-58051-8051**  
Sub-Recipient: **Farmville Town**  
Project Title: Selective Enforcement - Alcohol  
Project Amount: **\$39,849.00**  
Project Description: Selective enforcement for alcohol impaired driving.  
Match Amount: **\$0.00**  
Indirect Cost: \$0.00  
Local Benefit: **\$39,849.00**  
TSEP Project: Yes

---

Project Number: **154AL-2018-58063-8063**  
Sub-Recipient: **Winchester City**  
Project Title: Selective Enforcement - Alcohol  
Project Amount: **\$29,988.00**  
Project Description: Selective enforcement for alcohol impaired driving.  
Match Amount: **\$0.00**  
Indirect Cost: \$0.00  
Local Benefit: **\$29,988.00**  
TSEP Project: Yes

---

Project Number: **154AL-2018-58073-8073**  
Sub-Recipient: **Roanoke County**  
Project Title: Selective Enforcement - Alcohol  
Project Amount: **\$58,800.00**  
Project Description: Selective enforcement for alcohol impaired driving.  
Match Amount: **\$0.00**  
Indirect Cost: \$0.00  
Local Benefit: **\$58,800.00**  
TSEP Project: Yes

---

Project Number: **154AL-2018-58079-8079**  
Sub-Recipient: **Wythe County**  
Project Title: Selective Enforcement - Alcohol  
Project Amount: **\$17,702.00**

---

Project Description: Selective enforcement for alcohol impaired driving.  
Match Amount: **\$0.00**  
Indirect Cost: \$0.00  
Local Benefit: **\$17,702.00**  
TSEP Project: Yes

---

Project Number: **154AL-2018-58087-8087**  
Sub-Recipient: **Norton City**  
Project Title: Selective Enforcement - Alcohol  
Project Amount: **\$22,300.00**  
Project Description: Selective enforcement for alcohol impaired driving.  
Match Amount: **\$0.00**  
Indirect Cost: \$0.00  
Local Benefit: **\$22,300.00**  
TSEP Project: Yes

---

Project Number: **154AL-2018-58089-8089**  
Sub-Recipient: **Washington County**  
Project Title: Selective Enforcement - Alcohol  
Project Amount: **\$28,800.00**  
Project Description: Selective enforcement for alcohol impaired driving.  
Match Amount: **\$0.00**  
Indirect Cost: \$0.00  
Local Benefit: **\$28,800.00**  
TSEP Project: Yes

---

Project Number: **154AL-2018-58093-8093**  
Sub-Recipient: **Frederick County**  
Project Title: Selective Enforcement - Alcohol  
Project Amount: **\$26,367.00**  
Project Description: Selective enforcement for alcohol impaired driving.  
Match Amount: **\$0.00**  
Indirect Cost: \$0.00  
Local Benefit: **\$26,367.00**  
TSEP Project: Yes

---

Project Number: **154AL-2018-58095-8095**  
Sub-Recipient: **Roanoke County**  
Project Title: Selective Enforcement - Alcohol  
Project Amount: **\$190,922.00**  
Project Description: Selective enforcement for alcohol impaired driving.  
Match Amount: **\$0.00**  
Indirect Cost: \$0.00  
Local Benefit: **\$190,922.00**  
TSEP Project: Yes

---

Project Number: **154AL-2018-58103-8103**  
Sub-Recipient: **Franklin County**  
Project Title: Selective Enforcement - Alcohol  
Project Amount: **\$21,969.00**

---

Project Description: Selective enforcement for alcohol impaired driving.  
Match Amount: **\$0.00**  
Indirect Cost: \$0.00  
Local Benefit: **\$21,969.00**  
TSEP Project: Yes

---

Project Number: **154AL-2018-58106-8106**  
Sub-Recipient: **Buena Vista City**  
Project Title: Selective Enforcement - Alcohol  
Project Amount: **\$9,550.00**  
Project Description: Selective enforcement for alcohol impaired driving.  
Match Amount: **\$0.00**  
Indirect Cost: \$0.00  
Local Benefit: **\$9,550.00**  
TSEP Project: Yes

---

Project Number: **154AL-2018-58114-8114**  
Sub-Recipient: **Fauquier County**  
Project Title: Selective Enforcement - Alcohol  
Project Amount: **\$29,557.00**  
Project Description: Selective enforcement for alcohol impaired driving.  
Match Amount: **\$0.00**  
Indirect Cost: \$0.00  
Local Benefit: **\$29,557.00**  
TSEP Project: Yes

---

Project Number: **154AL-2018-58116-8116**  
Sub-Recipient: **Virginia Beach City**  
Project Title: Selective Enforcement - Alcohol  
Project Amount: **\$62,466.00**  
Project Description: Selective enforcement for alcohol impaired driving.  
Match Amount: **\$0.00**  
Indirect Cost: \$0.00  
Local Benefit: **\$62,466.00**  
TSEP Project: Yes

---

Project Number: **154AL-2018-58119-8119**  
Sub-Recipient: **Richmond County**  
Project Title: Selective Enforcement - Alcohol  
Project Amount: **\$21,150.00**  
Project Description: Selective enforcement for alcohol impaired driving.  
Match Amount: **\$0.00**  
Indirect Cost: \$0.00  
Local Benefit: **\$21,150.00**  
TSEP Project: Yes

---

Project Number: **154AL-2018-58120-8120**  
Sub-Recipient: **Virginia Dept of State Police**  
Project Title: Selective Enforcement - Alcohol  
Project Amount: **\$790,000.00**

---



Project Description: Selective enforcement for alcohol impaired driving.  
Match Amount: **\$0.00**  
Indirect Cost: \$0.00  
Local Benefit: **No**  
TSEP Project: Yes

Project Number: **154AL-2018-58126-8126**

---

Sub-Recipient: **Commission on VASAP**  
Project Title: Case Management Information System Maintenance Contract  
Project Amount: **\$75,000.00**  
Project Description: Follow up project to customize and de-bug new case management system.  
Match Amount: **\$0.00**  
Indirect Cost: \$0.00  
Local Benefit: **No**  
TSEP Project: No

Project Number: **154AL-2018-58128-8128**

---

Sub-Recipient: **Grayson County**  
Project Title: Selective Enforcement - Alcohol  
Project Amount: **\$14,600.00**  
Project Description: Selective enforcement for alcohol impaired driving.  
Match Amount: **\$0.00**  
Indirect Cost: \$0.00  
Local Benefit: **\$14,600.00**  
TSEP Project: Yes

Project Number: **154AL-2018-58132-8132**

---

Sub-Recipient: **Virginia Dept of Criminal Justice Services**  
Project Title: SFST Training Program  
Project Amount: **\$85,163.00**  
Project Description: Instructor training program management for SFST Training Program.  
Match Amount: **\$0.00**  
Indirect Cost: \$0.00  
Local Benefit: **No**  
TSEP Project: No

Project Number: **154AL-2018-58133-8133**

---

Sub-Recipient: **Rockingham County**  
Project Title: Selective Enforcement - Alcohol  
Project Amount: **\$33,004.00**  
Project Description: Selective enforcement for alcohol impaired driving.  
Match Amount: **\$0.00**  
Indirect Cost: \$0.00  
Local Benefit: **\$33,004.00**  
TSEP Project: Yes

Project Number: **154AL-2018-58135-8135**

---

Sub-Recipient: **Lebanon Town**  
Project Title: Selective Enforcement - Alcohol  
Project Amount: **\$9,288.00**

Project Description: Selective enforcement for alcohol impaired driving.  
Match Amount: **\$0.00**  
Indirect Cost: \$0.00  
Local Benefit: **\$9,288.00**  
TSEP Project: Yes

---

Project Number: **154AL-2018-58137-8137**  
Sub-Recipient: **James City County**  
Project Title: Selective Enforcement - Alcohol  
Project Amount: **\$30,190.00**  
Project Description: Selective enforcement for alcohol impaired driving.  
Match Amount: **\$0.00**  
Indirect Cost: \$0.00  
Local Benefit: **\$30,190.00**  
TSEP Project: Yes

---

Project Number: **154AL-2018-58139-8139**  
Sub-Recipient: **Augusta County**  
Project Title: Selective Enforcement - Alcohol  
Project Amount: **\$38,200.00**  
Project Description: Selective enforcement for alcohol impaired driving.  
Match Amount: **\$0.00**  
Indirect Cost: \$0.00  
Local Benefit: **\$38,200.00**  
TSEP Project: Yes

---

Project Number: **154AL-2018-58152-8152**  
Sub-Recipient: **Fairfax County**  
Project Title: Selective Enforcement - Alcohol  
Project Amount: **\$182,400.00**  
Project Description: Selective enforcement for alcohol impaired driving.  
Match Amount: **\$0.00**  
Indirect Cost: \$0.00  
Local Benefit: **\$182,400.00**  
TSEP Project: Yes

---

Project Number: **154AL-2018-58153-8153**  
Sub-Recipient: **Arlington County**  
Project Title: Selective Enforcement - Alcohol  
Project Amount: **\$32,590.00**  
Project Description: Selective enforcement for alcohol impaired driving.  
Match Amount: **\$0.00**  
Indirect Cost: \$0.00  
Local Benefit: **\$32,590.00**  
TSEP Project: Yes

---

Project Number: **154AL-2018-58164-8164**  
Sub-Recipient: **Patrick County**  
Project Title: Selective Enforcement - Alcohol  
Project Amount: **\$20,374.00**

---

Project Description: Selective enforcement for alcohol impaired driving.  
Match Amount: **\$0.00**  
Indirect Cost: \$0.00  
Local Benefit: **\$20,374.00**  
TSEP Project: Yes

---

Project Number: **154AL-2018-58165-8165**  
Sub-Recipient: **Nelson County**  
Project Title: Selective Enforcement - Alcohol  
Project Amount: **\$11,650.00**  
Project Description: Selective enforcement for alcohol impaired driving.  
Match Amount: **\$0.00**  
Indirect Cost: \$0.00  
Local Benefit: **\$11,650.00**  
TSEP Project: Yes

---

Project Number: **154AL-2018-58166-8166**  
Sub-Recipient: **Prince William County**  
Project Title: Selective Enforcement - Alcohol  
Project Amount: **\$155,860.00**  
Project Description: Selective enforcement for alcohol impaired driving.  
Match Amount: **\$0.00**  
Indirect Cost: \$0.00  
Local Benefit: **\$155,860.00**  
TSEP Project: Yes

---

Project Number: **154AL-2018-58169-8169**  
Sub-Recipient: **Page County**  
Project Title: Selective Enforcement - Alcohol  
Project Amount: **\$9,500.00**  
Project Description: Selective enforcement for alcohol impaired driving.  
Match Amount: **\$0.00**  
Indirect Cost: \$0.00  
Local Benefit: **\$9,500.00**  
TSEP Project: Yes

---

Project Number: **154AL-2018-58180-8180**  
Sub-Recipient: **Richmond City**  
Project Title: Selective Enforcement - Alcohol  
Project Amount: **\$95,900.00**  
Project Description: Selective enforcement for alcohol impaired driving.  
Match Amount: **\$0.00**  
Indirect Cost: \$0.00  
Local Benefit: **\$95,900.00**  
TSEP Project: Yes

---

Project Number: **154AL-2018-58181-8181**  
Sub-Recipient: **Vinton Town**  
Project Title: Selective Enforcement - Alcohol  
Project Amount: **\$16,500.00**

---

Project Description: Selective enforcement for alcohol impaired driving.  
Match Amount: **\$0.00**  
Indirect Cost: \$0.00  
Local Benefit: **\$16,500.00**  
TSEP Project: Yes

---

Project Number: **154AL-2018-58187-8187**  
Sub-Recipient: **Front Royal Town**  
Project Title: Selective Enforcement - Alcohol  
Project Amount: **\$12,784.00**  
Project Description: Selective enforcement for alcohol impaired driving.  
Match Amount: **\$0.00**  
Indirect Cost: \$0.00  
Local Benefit: **\$12,784.00**  
TSEP Project: Yes

---

Project Number: **154AL-2018-58190-8190**  
Sub-Recipient: **Williamsburg City**  
Project Title: Selective Enforcement - Alcohol  
Project Amount: **\$17,200.00**  
Project Description: Selective enforcement for alcohol impaired driving.  
Match Amount: **\$0.00**  
Indirect Cost: \$0.00  
Local Benefit: **\$17,200.00**  
TSEP Project: Yes

---

Project Number: **154AL-2018-58199-8199**  
Sub-Recipient: **Shenandoah County**  
Project Title: Selective Enforcement - Alcohol  
Project Amount: **\$21,680.00**  
Project Description: Selective enforcement for alcohol impaired driving.  
Match Amount: **\$0.00**  
Indirect Cost: \$0.00  
Local Benefit: **\$21,680.00**  
TSEP Project: Yes

---

Project Number: **154AL-2018-58203-8203**  
Sub-Recipient: **Salem City**  
Project Title: Selective Enforcement - Alcohol  
Project Amount: **\$74,812.00**  
Project Description: Selective enforcement for alcohol impaired driving.  
Match Amount: **\$0.00**  
Indirect Cost: \$0.00  
Local Benefit: **\$74,812.00**  
TSEP Project: Yes

---

Project Number: **154AL-2018-58204-8204**  
Sub-Recipient: **Westmoreland County**  
Project Title: Selective Enforcement - Alcohol  
Project Amount: **\$39,900.00**

---

Project Description: Selective enforcement for alcohol impaired driving.  
Match Amount: **\$0.00**  
Indirect Cost: \$0.00  
Local Benefit: **\$39,900.00**  
TSEP Project: Yes

---

Project Number: **154AL-2018-58207-8207**  
Sub-Recipient: **Suffolk City**  
Project Title: Selective Enforcement - Alcohol  
Project Amount: **\$29,604.00**  
Project Description: Selective enforcement for alcohol impaired driving.  
Match Amount: **\$0.00**  
Indirect Cost: \$0.00  
Local Benefit: **\$29,604.00**  
TSEP Project: Yes

---

Project Number: **154AL-2018-58210-8210**  
Sub-Recipient: **Suffolk City**  
Project Title: Selective Enforcement - Alcohol  
Project Amount: **\$153,692.00**  
Project Description: DUI Task Force to conduct selective enforcement for alcohol impaired driving.  
Match Amount: **\$0.00**  
Indirect Cost: \$0.00  
Local Benefit: **\$153,692.00**  
TSEP Project: Yes

---

Project Number: **154AL-2018-58215-8215**  
Sub-Recipient: **Hanover County**  
Project Title: Selective Enforcement - Alcohol  
Project Amount: **\$76,154.00**  
Project Description: Selective enforcement for alcohol impaired driving.  
Match Amount: **\$0.00**  
Indirect Cost: \$0.00  
Local Benefit: **\$76,154.00**  
TSEP Project: Yes

---

Project Number: **154AL-2018-58225-8225**  
Sub-Recipient: **Drive Smart of Virginia**  
Project Title: "Who's Your Driver" Impaired and OP Outreach Project - AL  
Project Amount: **\$608,689.00**  
Project Description: Sports marketing outreach to reduce alcohol impaired driving.  
Match Amount: **\$0.00**  
Indirect Cost: \$55,335.00  
Local Benefit: **No**  
TSEP Project: No

---

Project Number: **154AL-2018-58231-8231**  
Sub-Recipient: **Vinton Town**  
Project Title: Selective Enforcement - Alcohol  
Project Amount: **\$79,560.00**

---

Project Description: Selective enforcement for alcohol impaired driving.  
Match Amount: **\$0.00**  
Indirect Cost: \$0.00  
Local Benefit: **\$79,560.00**  
TSEP Project: Yes

---

Project Number: **154AL-2018-58232-8232**  
Sub-Recipient: **Clarke County**  
Project Title: Selective Enforcement - Alcohol  
Project Amount: **\$12,850.00**  
Project Description: Selective enforcement for alcohol impaired driving.  
Match Amount: **\$0.00**  
Indirect Cost: \$0.00  
Local Benefit: **\$12,850.00**  
TSEP Project: Yes

---

Project Number: **154AL-2018-58235-8235**  
Sub-Recipient: **Blue Ridge Behavioral Healthcare**  
Project Title: Roanoke City Drinking & Driving Prevention  
Project Amount: **\$37,500.00**  
Project Description: Locally focused media outreach to reduce alcohol impaired driving.  
Match Amount: **\$0.00**  
Indirect Cost: \$0.00  
Local Benefit: **\$37,500.00**  
TSEP Project: No

---

Project Number: **154AL-2018-58237-8237**  
Sub-Recipient: **Charlotte County**  
Project Title: Selective Enforcement - Alcohol  
Project Amount: **\$18,300.00**  
Project Description: Selective enforcement for alcohol impaired driving.  
Match Amount: **\$0.00**  
Indirect Cost: \$0.00  
Local Benefit: **\$18,300.00**  
TSEP Project: Yes

---

Project Number: **154AL-2018-58240-8240**  
Sub-Recipient: **Lynchburg City**  
Project Title: Selective Enforcement - Alcohol  
Project Amount: **\$33,100.00**  
Project Description: Selective enforcement for alcohol impaired driving.  
Match Amount: **\$0.00**  
Indirect Cost: \$0.00  
Local Benefit: **\$33,100.00**  
TSEP Project: Yes

---

Project Number: **154AL-2018-58245-8245**  
Sub-Recipient: **Dinwiddie County**  
Project Title: Selective Enforcement - Alcohol  
Project Amount: **\$5,867.00**

---

Project Description: Selective enforcement for alcohol impaired driving.  
Match Amount: **\$0.00**  
Indirect Cost: \$0.00  
Local Benefit: **\$5,867.00**  
TSEP Project: Yes

---

Project Number: **154AL-2018-58254-8254**  
Sub-Recipient: **Broadway Town**  
Project Title: Selective Enforcement - Alcohol  
Project Amount: **\$3,650.00**  
Project Description: Selective enforcement for alcohol impaired driving.  
Match Amount: **\$0.00**  
Indirect Cost: \$0.00  
Local Benefit: **\$3,650.00**  
TSEP Project: Yes

---

Project Number: **154AL-2018-58259-8259**  
Sub-Recipient: **Fluvanna County**  
Project Title: Selective Enforcement - Alcohol  
Project Amount: **\$16,750.00**  
Project Description: Selective enforcement for alcohol impaired driving.  
Match Amount: **\$0.00**  
Indirect Cost: \$0.00  
Local Benefit: **\$16,750.00**  
TSEP Project: Yes

---

Project Number: **154AL-2018-58260-8260**  
Sub-Recipient: **Alleghany County**  
Project Title: Selective Enforcement - Alcohol  
Project Amount: **\$20,163.00**  
Project Description: Selective enforcement for alcohol impaired driving.  
Match Amount: **\$0.00**  
Indirect Cost: \$0.00  
Local Benefit: **\$20,163.00**  
TSEP Project: Yes

---

Project Number: **154AL-2018-58270-8270**  
Sub-Recipient: **WRAP**  
Project Title: FY 2018 Checkpoint Strikeforce Campaign  
Project Amount: **\$1,129,805.00**  
Project Description: Media outreach to reduce alcohol impaired driving.  
Match Amount: **\$0.00**  
Indirect Cost: \$11,255.00  
Local Benefit: **\$250,000.00**  
TSEP Project: No

---

Project Number: **154AL-2018-58271-8271**  
Sub-Recipient: **Stafford County**  
Project Title: Selective Enforcement - Alcohol  
Project Amount: **\$37,200.00**

---

Project Description: Selective enforcement for alcohol impaired driving.  
Match Amount: **\$0.00**  
Indirect Cost: \$0.00  
Local Benefit: **\$37,200.00**  
TSEP Project: Yes

---

Project Number: **154AL-2018-58272-8272**  
Sub-Recipient: **Rockbridge County**  
Project Title: Selective Enforcement - Alcohol  
Project Amount: **\$13,870.00**  
Project Description: Selective enforcement for alcohol impaired driving.  
Match Amount: **\$0.00**  
Indirect Cost: \$0.00  
Local Benefit: **\$13,870.00**  
TSEP Project: Yes

---

Project Number: **154AL-2018-58279-8279**  
Sub-Recipient: **Mecklenburg County**  
Project Title: Selective Enforcement - Alcohol  
Project Amount: **\$21,940.00**  
Project Description: Selective enforcement for alcohol impaired driving.  
Match Amount: **\$0.00**  
Indirect Cost: \$0.00  
Local Benefit: **\$21,940.00**  
TSEP Project: Yes

---

Project Number: **154AL-2018-58282-8282**  
Sub-Recipient: **Pittsylvania County**  
Project Title: Selective Enforcement - Alcohol  
Project Amount: **\$22,940.00**  
Project Description: Selective enforcement for alcohol impaired driving.  
Match Amount: **\$0.00**  
Indirect Cost: \$0.00  
Local Benefit: **\$22,940.00**  
TSEP Project: Yes

---

Project Number: **154AL-2018-58313-8313**  
Sub-Recipient: **Ashland Town**  
Project Title: Selective Enforcement - Alcohol  
Project Amount: **\$3,380.00**  
Project Description: Selective enforcement for alcohol impaired driving.  
Match Amount: **\$0.00**  
Indirect Cost: \$0.00  
Local Benefit: **\$3,380.00**  
TSEP Project: Yes

---

Project Number: **154AL-2018-58318-8318**  
Sub-Recipient: **Piedmont Community Services**  
Project Title: Franklin County Alcohol Prevention Collaborative  
Project Amount: **\$37,500.00**

---



Project Description: Locally focused media outreach to reduce alcohol impaired driving.  
Match Amount: **\$0.00**  
Indirect Cost: \$0.00  
Local Benefit: **\$37,500.00**  
TSEP Project: No

---

Project Number: **154AL-2018-58323-8323**  
Sub-Recipient: **Roanoke City**  
Project Title: Selective Enforcement - Alcohol  
Project Amount: **\$33,688.00**  
Project Description: Selective enforcement for alcohol impaired driving.  
Match Amount: **\$0.00**  
Indirect Cost: \$0.00  
Local Benefit: **\$33,688.00**  
TSEP Project: Yes

---

Project Number: **154AL-2018-58328-8328**  
Sub-Recipient: **Bristol City**  
Project Title: Selective Enforcement - Alcohol  
Project Amount: **\$42,416.00**  
Project Description: Selective enforcement for alcohol impaired driving.  
Match Amount: **\$0.00**  
Indirect Cost: \$0.00  
Local Benefit: **\$42,416.00**  
TSEP Project: Yes

---

Project Number: **154AL-2018-58331-8331**  
Sub-Recipient: **Fairfax County**  
Project Title: DWI Enforcement Squad - Selective Enforcement Alcohol  
Project Amount: **\$1,376,940.00**  
Project Description: DUI Task Force for selective enforcement for alcohol impaired driving.  
Match Amount: **\$0.00**  
Indirect Cost: \$0.00  
Local Benefit: **\$1,376,940.00**  
TSEP Project: Yes

---

Project Number: **154AL-2018-58332-8332**  
Sub-Recipient: **South Boston Town**  
Project Title: Selective Enforcement - Alcohol  
Project Amount: **\$13,580.00**  
Project Description: Selective enforcement for alcohol impaired driving.  
Match Amount: **\$0.00**  
Indirect Cost: \$0.00  
Local Benefit: **\$13,580.00**  
TSEP Project: Yes

---

Project Number: **154AL-2018-58334-8334**  
Sub-Recipient: **Culpeper Town**  
Project Title: Selective Enforcement - Alcohol  
Project Amount: **\$11,645.00**

---

Project Description: Selective enforcement for alcohol impaired driving.  
Match Amount: **\$0.00**  
Indirect Cost: \$0.00  
Local Benefit: **\$11,645.00**  
TSEP Project: Yes

---

Project Number: **154AL-2018-58340-8340**  
Sub-Recipient: **Wytheville Town**  
Project Title: Selective Enforcement - Alcohol  
Project Amount: **\$21,790.00**  
Project Description: Selective enforcement for alcohol impaired driving.  
Match Amount: **\$0.00**  
Indirect Cost: \$0.00  
Local Benefit: **\$21,790.00**  
TSEP Project: Yes

---

Project Number: **154AL-2018-58341-8341**  
Sub-Recipient: **Stanley Town**  
Project Title: Selective Enforcement - Alcohol  
Project Amount: **\$3,000.00**  
Project Description: Selective enforcement for alcohol impaired driving.  
Match Amount: **\$0.00**  
Indirect Cost: \$0.00  
Local Benefit: **\$3,000.00**  
TSEP Project: Yes

---

Project Number: **154AL-2018-58350-8350**  
Sub-Recipient: **Surry County**  
Project Title: Selective Enforcement - Alcohol  
Project Amount: **\$19,864.00**  
Project Description: Selective enforcement for alcohol impaired driving.  
Match Amount: **\$0.00**  
Indirect Cost: \$0.00  
Local Benefit: **\$19,864.00**  
TSEP Project: Yes

---

Project Number: **154AL-2018-58351-8351**  
Sub-Recipient: **Narrows Town**  
Project Title: Selective Enforcement - Alcohol  
Project Amount: **\$8,895.00**  
Project Description: Selective enforcement for alcohol impaired driving.  
Match Amount: **\$0.00**  
Indirect Cost: \$0.00  
Local Benefit: **\$8,895.00**  
TSEP Project: Yes

---

Project Number: **154AL-2018-58353-8353**  
Sub-Recipient: **Colonial Heights City**  
Project Title: Selective Enforcement - Alcohol  
Project Amount: **\$13,248.00**

---

Project Description: Selective enforcement for alcohol impaired driving.  
Match Amount: **\$0.00**  
Indirect Cost: \$0.00  
Local Benefit: **\$13,248.00**  
TSEP Project: Yes

Project Number: **154AL-2018-58357-8357**

---

Sub-Recipient: **VA Association of Chiefs of Police & Foundation, Inc.**  
Project Title: Virginia DUI Prevention & Education  
Project Amount: **\$125,960.00**  
Project Description: College & university outreach to reduce alcohol impaired driving & underage drinking.  
Match Amount: **\$0.00**  
Indirect Cost: \$11,451.00  
Local Benefit: **No**  
TSEP Project: No

Project Number: **154AL-2018-58359-8359**

---

Sub-Recipient: **Chase City Town**  
Project Title: Selective Enforcement - Alcohol  
Project Amount: **\$8,987.00**  
Project Description: Selective enforcement for alcohol impaired driving.  
Match Amount: **\$0.00**  
Indirect Cost: \$0.00  
Local Benefit: **\$8,987.00**  
TSEP Project: Yes

Project Number: **154AL-2018-58361-8361**

---

Sub-Recipient: **Virginia Dept of Motor Vehicles**  
Project Title: Impaired Driving Program Coordinator- Alcohol Impaired Driving Reduction  
Project Amount: **\$88,402.00**  
Project Description: Impaired Driving Program Coordinator for alcohol impaired driving reduction efforts.  
Match Amount: **\$0.00**  
Indirect Cost: \$0.00  
Local Benefit: **No**  
TSEP Project: No

Project Number: **154AL-2018-58362-8362**

---

Sub-Recipient: **Big Stone Gap Town**  
Project Title: Selective Enforcement - Alcohol  
Project Amount: **\$13,100.00**  
Project Description: Selective enforcement for alcohol impaired driving.  
Match Amount: **\$0.00**  
Indirect Cost: \$0.00  
Local Benefit: **\$13,100.00**  
TSEP Project: Yes

Project Number: **154AL-2018-58363-8363**

---

Sub-Recipient: **Lunenburg County**  
Project Title: Selective Enforcement - Alcohol  
Project Amount: **\$19,649.00**

Project Description: Selective enforcement for alcohol impaired driving.  
Match Amount: **\$0.00**  
Indirect Cost: \$0.00  
Local Benefit: **\$19,649.00**  
TSEP Project: Yes

---

Project Number: **154AL-2018-58364-8364**  
Sub-Recipient: **Amherst County**  
Project Title: Selective Enforcement - Alcohol  
Project Amount: **\$20,268.00**  
Project Description: Selective enforcement for alcohol impaired driving.  
Match Amount: **\$0.00**  
Indirect Cost: \$0.00  
Local Benefit: **\$20,268.00**  
TSEP Project: Yes

---

Project Number: **154AL-2018-58379-8379**  
Sub-Recipient: **Drive Safe Hampton Roads**  
Project Title: Surviving the Drive  
Project Amount: **\$79,605.00**  
Project Description: Outreach to teens, CMV drivers & community to prevent alcohol impaired driving.  
Match Amount: **\$0.00**  
Indirect Cost: \$0.00  
Local Benefit: **\$79,605.00**  
TSEP Project: No

---

Project Number: **154AL-2018-58380-8380**  
Sub-Recipient: **Danville City**  
Project Title: Selective Enforcement - Alcohol  
Project Amount: **\$16,437.00**  
Project Description: Selective enforcement for alcohol impaired driving.  
Match Amount: **\$0.00**  
Indirect Cost: \$0.00  
Local Benefit: **\$16,437.00**  
TSEP Project: Yes

---

Project Number: **154AL-2018-58383-8383**  
Sub-Recipient: **Supreme Court of Va**  
Project Title: Judicial Outreach Liaison  
Project Amount: **\$71,250.00**  
Project Description: Judicial Outreach Liaison to provide support to judges on alcohol impaired driving issues  
Match Amount: **\$0.00**  
Indirect Cost: \$0.00  
Local Benefit: **No**  
TSEP Project: No

---

Project Number: **154AL-2018-58392-8392**  
Sub-Recipient: **Roanoke City**  
Project Title: Selective Enforcement - Alcohol

---

Project Amount: **\$164,505.00**  
Project Description: Selective enforcement for alcohol impaired driving.  
Match Amount: **\$0.00**  
Indirect Cost: \$0.00  
Local Benefit: **\$164,505.00**  
TSEP Project: Yes

---

Project Number: **154AL-2018-58394-8394**  
Sub-Recipient: **Honaker Town**  
Project Title: Selective Enforcement - Alcohol  
Project Amount: **\$7,246.00**  
Project Description: Selective enforcement for alcohol impaired driving.  
Match Amount: **\$0.00**  
Indirect Cost: \$0.00  
Local Benefit: **\$7,246.00**  
TSEP Project: Yes

---

Project Number: **154AL-2018-58396-8396**  
Sub-Recipient: **Rocky Mount Town**  
Project Title: Selective Enforcement - Alcohol  
Project Amount: **\$12,100.00**  
Project Description: Selective enforcement for alcohol impaired driving.  
Match Amount: **\$0.00**  
Indirect Cost: \$0.00  
Local Benefit: **\$12,100.00**  
TSEP Project: Yes

---

Project Number: **154AL-2018-58401-8401**  
Sub-Recipient: **Isle of Wight County**  
Project Title: Selective Enforcement - Alcohol  
Project Amount: **\$27,700.00**  
Project Description: Selective enforcement for alcohol impaired driving.  
Match Amount: **\$0.00**  
Indirect Cost: \$0.00  
Local Benefit: **\$27,700.00**  
TSEP Project: Yes

---

Project Number: **154AL-2018-58405-8405**  
Sub-Recipient: **Automotive Coalition for Traffic Safety, Inc.**  
Project Title: Virginia DADSS Pilot Deployment Project FY18  
Project Amount: **\$5,099,210.00**  
Project Description: Implementation and outreach related to DADSS deployment.  
Match Amount: **\$0.00**  
Indirect Cost: \$458,110.00  
Local Benefit: **\$2,300,000.00**  
TSEP Project: No

---

Project Number: **154AL-2018-58407-8407**  
Sub-Recipient: **Virginia Dept of Motor Vehicles**  
Project Title: Alcohol Paid Media

---

Project Amount: **\$375,000.00**  
Project Description: Media outreach to support high visibility enforcement of local law enforcement.  
Match Amount: **\$0.00**  
Indirect Cost: \$0.00  
Local Benefit: **No**  
TSEP Project: No

Project Number: **154AL-2018-58410-8410**

---

Sub-Recipient: **Prevention Council of Roanoke County**  
Project Title: Prevention, Media, and Enforcement Collaboration to Impact Drinking and Driving  
Project Amount: **\$37,500.00**  
Project Description: Locally focused media outreach to reduce alcohol impaired driving.  
Match Amount: **\$0.00**  
Indirect Cost: \$0.00  
Local Benefit: **\$37,500.00**  
TSEP Project: No

Project Number: **154AL-2018-58417-8417**

---

Sub-Recipient: **Campbell County**  
Project Title: HIPE Coalition-Campbell Cnty/Lynchburg Media & Community Education Partnership  
Project Amount: **\$37,500.00**  
Project Description: Locally focused media outreach to reduce alcohol impaired driving.  
Match Amount: **\$0.00**  
Indirect Cost: \$0.00  
Local Benefit: **\$37,500.00**  
TSEP Project: No

Project Number: **154AL-2018-58419-8419**

---

Sub-Recipient: **Louisa Town**  
Project Title: Selective Enforcement - Alcohol  
Project Amount: **\$8,250.00**  
Project Description: Selective enforcement for alcohol impaired driving.  
Match Amount: **\$0.00**  
Indirect Cost: \$0.00  
Local Benefit: **\$8,250.00**  
TSEP Project: Yes

Project Number: **154AL-2018-58420-8420**

---

Sub-Recipient: **Marion Town**  
Project Title: Selective Enforcement - Alcohol  
Project Amount: **\$10,856.00**  
Project Description: Selective enforcement for alcohol impaired driving.  
Match Amount: **\$0.00**  
Indirect Cost: \$0.00  
Local Benefit: **\$10,856.00**  
TSEP Project: Yes

Project Number: **154AL-2018-58424-8424**

---

Sub-Recipient: **Waverly Town**  
Project Title: Selective Enforcement - Alcohol

Project Amount: **\$7,971.00**  
Project Description: Selective enforcement for alcohol impaired driving.  
Match Amount: **\$0.00**  
Indirect Cost: \$0.00  
Local Benefit: **\$7,971.00**  
TSEP Project: Yes

---

Project Number: **FAL-2018-58036-8036**  
Sub-Recipient: **Norfolk City**  
Project Title: Selective Enforcement - Alcohol  
Project Amount: **\$45,810.00**  
Project Description: Selective enforcement for alcohol impaired driving.  
Match Amount: **\$11,452.50**  
Indirect Cost: \$0.00  
Local Benefit: **\$45,810.00**  
TSEP Project: Yes

---

Project Number: **FAL-2018-58052-8052**  
Sub-Recipient: **Chesterfield County**  
Project Title: Selective Enforcement - Alcohol  
Project Amount: **\$172,826.00**  
Project Description: Selective enforcement for alcohol impaired driving.  
Match Amount: **\$43,206.50**  
Indirect Cost: \$0.00  
Local Benefit: **\$172,826.00**  
TSEP Project: Yes

---

Project Number: **FAL-2018-58068-8068**  
Sub-Recipient: **Substance Abuse Free Environment, Inc.**  
Project Title: SAFE Roadways in Chesterfield Phase III  
Project Amount: **\$149,998.00**  
Project Description: Locally focused media & other outreach to reduce alcohol impaired driving.  
Match Amount: **\$37,499.50**  
Indirect Cost: \$13,636.00  
Local Benefit: **\$149,998.00**  
TSEP Project: No

---

Project Number: **FAL-2018-58115-8115**  
Sub-Recipient: **Commission on VASAP**  
Project Title: Virginia Alcohol Safety Action Program (VASAP) Evaluation  
Project Amount: **\$100,000.00**  
Project Description: Evaluation of VASAP efforts and impact.  
Match Amount: **\$25,000.00**  
Indirect Cost: \$0.00  
Local Benefit: **No**  
TSEP Project: No

---

Project Number: **FAL-2018-58273-8273**  
Sub-Recipient: **Prince George County**  
Project Title: Selective Enforcement - Alcohol

---

Project Amount: **\$16,260.00**  
Project Description: Selective enforcement for alcohol impaired driving.  
Match Amount: **\$4,065.00**  
Indirect Cost: \$0.00  
Local Benefit: **\$16,260.00**  
TSEP Project: Yes

Project Number: **FAL-2018-58278-8278**

---

Sub-Recipient: **Dublin Town**  
Project Title: Selective Enforcement - Alcohol  
Project Amount: **\$5,700.00**  
Project Description: Selective enforcement for alcohol impaired driving.  
Match Amount: **\$1,425.00**  
Indirect Cost: \$0.00  
Local Benefit: **\$5,700.00**  
TSEP Project: Yes

Project Number: **FAL-2018-58294-8294**

---

Sub-Recipient: **Christiansburg Town**  
Project Title: Selective Enforcement - Alcohol  
Project Amount: **\$13,600.00**  
Project Description: Selective enforcement for alcohol impaired driving.  
Match Amount: **\$10,200.00**  
Indirect Cost: \$0.00  
Local Benefit: **\$13,600.00**  
TSEP Project: Yes

Project Number: **FAL-2018-58296-8296**

---

Sub-Recipient: **Wise County**  
Project Title: Selective Enforcement - Alcohol  
Project Amount: **\$37,600.00**  
Project Description: Selective enforcement for alcohol impaired driving.  
Match Amount: **\$9,400.00**  
Indirect Cost: \$0.00  
Local Benefit: **\$37,600.00**  
TSEP Project: Yes

Project Number: **FAL-2018-58321-8321**

---

Sub-Recipient: **West Point Town**  
Project Title: Selective Enforcement - Alcohol  
Project Amount: **\$3,000.00**  
Project Description: Selective enforcement for alcohol impaired driving.  
Match Amount: **\$750.00**  
Indirect Cost: \$0.00  
Local Benefit: **\$3,000.00**  
TSEP Project: Yes

Project Number: **FAL-2018-58360-8360**

---

Sub-Recipient: **York County**



Project Title: Selective Enforcement - Alcohol  
Project Amount: **\$41,983.00**  
Project Description: Selective enforcement for alcohol impaired driving.  
Match Amount: **\$10,495.75**  
Indirect Cost: \$0.00  
Local Benefit: **\$41,983.00**  
TSEP Project: Yes

---

Project Number: **FAL-2018-58375-8375**  
Sub-Recipient: **Berryville Town**  
Project Title: Selective Enforcement - Alcohol  
Project Amount: **\$5,010.00**  
Project Description: Selective enforcement for alcohol impaired driving.  
Match Amount: **\$1,252.50**  
Indirect Cost: \$0.00  
Local Benefit: **\$5,010.00**  
TSEP Project: Yes

---

Project Number: **K8-2018-58025-8025**  
Sub-Recipient: **Smyth County**  
Project Title: Selective Enforcement - Alcohol  
Project Amount: **\$5,898.00**  
Project Description: Selective enforcement for alcohol impaired driving.  
Match Amount: **\$4,423.50**  
Indirect Cost: \$0.00  
Local Benefit: **No**  
TSEP Project: Yes

---

Project Number: **K8-2018-58033-8033**  
Sub-Recipient: **Chesapeake City**  
Project Title: Selective Enforcement - Alcohol  
Project Amount: **\$20,792.00**  
Project Description: Selective enforcement for alcohol impaired driving.  
Match Amount: **\$15,594.00**  
Indirect Cost: \$0.00  
Local Benefit: **No**  
TSEP Project: Yes

---

Project Number: **K8-2018-58067-8067**  
Sub-Recipient: **Clintwood Town**  
Project Title: Selective Enforcement - Alcohol  
Project Amount: **\$14,660.00**  
Project Description: Selective enforcement for alcohol impaired driving.  
Match Amount: **\$10,995.00**  
Indirect Cost: \$0.00  
Local Benefit: **No**  
TSEP Project: Yes

---

Project Number: **K8-2018-58083-8083**  
Sub-Recipient: **Blacksburg Town**

---

Project Title: Selective Enforcement - Alcohol  
Project Amount: **\$18,000.00**  
Project Description: Selective enforcement for alcohol impaired driving.  
Match Amount: **\$13,500.00**  
Indirect Cost: \$0.00  
Local Benefit: **No**  
TSEP Project: Yes

---

Project Number: **K8-2018-58092-8092**  
Sub-Recipient: **Tazewell County**  
Project Title: Selective Enforcement - Alcohol  
Project Amount: **\$14,400.00**  
Project Description: Selective enforcement for alcohol impaired driving.  
Match Amount: **\$10,800.00**  
Indirect Cost: \$0.00  
Local Benefit: **No**  
TSEP Project: Yes

---

Project Number: **K8-2018-58110-8110**  
Sub-Recipient: **Purcellville Town**  
Project Title: Selective Enforcement - Alcohol  
Project Amount: **\$4,875.00**  
Project Description: Selective enforcement for alcohol impaired driving.  
Match Amount: **\$3,656.25**  
Indirect Cost: \$0.00  
Local Benefit: **No**  
TSEP Project: Yes

---

Project Number: **K8-2018-58150-8150**  
Sub-Recipient: **Richlands Town**  
Project Title: Selective Enforcement - Alcohol  
Project Amount: **\$9,900.00**  
Project Description: Selective enforcement for alcohol impaired driving.  
Match Amount: **\$7,425.00**  
Indirect Cost: \$0.00  
Local Benefit: **No**  
TSEP Project: Yes

---

Project Number: **K8-2018-58189-8189**  
Sub-Recipient: **Independence Town**  
Project Title: Selective Enforcement - Alcohol  
Project Amount: **\$4,550.00**  
Project Description: Selective enforcement for alcohol impaired driving.  
Match Amount: **\$3,412.50**  
Indirect Cost: \$0.00  
Local Benefit: **No**  
TSEP Project: Yes

---

Project Number: **K8-2018-58206-8206**  
Sub-Recipient: **Mathews County**

---

Project Title: Selective Enforcement - Alcohol  
Project Amount: **\$8,200.00**  
Project Description: Selective enforcement for alcohol impaired driving.  
Match Amount: **\$6,150.00**  
Indirect Cost: \$0.00  
Local Benefit: **No**  
TSEP Project: Yes

---

Project Number: **K8-2018-58213-8213**  
Sub-Recipient: **Wise Town**  
Project Title: Selective Enforcement - Alcohol  
Project Amount: **\$23,740.00**  
Project Description: Selective enforcement for alcohol impaired driving.  
Match Amount: **\$17,805.00**  
Indirect Cost: \$0.00  
Local Benefit: **No**  
TSEP Project: Yes

---

Project Number: **K8-2018-58223-8223**  
Sub-Recipient: **Dayton Town**  
Project Title: Selective Enforcement - Alcohol  
Project Amount: **\$5,692.00**  
Project Description: Selective enforcement for alcohol impaired driving.  
Match Amount: **\$4,269.00**  
Indirect Cost: \$0.00  
Local Benefit: **No**  
TSEP Project: Yes

---

Project Number: **K8-2018-58276-8276**  
Sub-Recipient: **New Market Town**  
Project Title: Selective Enforcement - Alcohol  
Project Amount: **\$7,080.00**  
Project Description: Selective enforcement for alcohol impaired driving.  
Match Amount: **\$5,310.00**  
Indirect Cost: \$0.00  
Local Benefit: **No**  
TSEP Project: Yes

---

Project Number: **K8-2018-58290-8290**  
Sub-Recipient: **Martinsville City**  
Project Title: Selective Enforcement - Alcohol  
Project Amount: **\$5,250.00**  
Project Description: Selective enforcement for alcohol impaired driving.  
Match Amount: **\$3,937.50**  
Indirect Cost: \$0.00  
Local Benefit: **No**  
TSEP Project: Yes

---

Project Number: **K8-2018-58306-8306**  
Sub-Recipient: **Warrenton Town**

---

Project Title: Selective Enforcement - Alcohol  
Project Amount: **\$5,000.00**  
Project Description: Selective enforcement for alcohol impaired driving.  
Match Amount: **\$3,750.00**  
Indirect Cost: \$0.00  
Local Benefit: **No**  
TSEP Project: Yes

---

Project Number: **K8-2018-58355-8355**  
Sub-Recipient: **Pennington Gap Town**  
Project Title: Selective Enforcement - Alcohol  
Project Amount: **\$17,442.00**  
Project Description: Selective enforcement for alcohol impaired driving.  
Match Amount: **\$13,081.50**  
Indirect Cost: \$0.00  
Local Benefit: **No**  
TSEP Project: Yes

---

Project Number: **K8-2018-58387-8387**  
Sub-Recipient: **The Rector and Visitors of the University of Virginia**  
Project Title: Alcohol and/or Inappropriate Drug Use Screening and Intervention - UVA Trauma  
Project Amount: **\$54,057.00**  
Project Description: Emergency room screening & interventions for impaired drivers injured in crashes.  
Match Amount: **\$40,542.75**  
Indirect Cost: \$5,164.00  
Local Benefit: **No**  
TSEP Project: No

---

Project Number: **K8-2018-58397-8397**  
Sub-Recipient: **Caroline County**  
Project Title: Selective Enforcement - Alcohol  
Project Amount: **\$42,373.00**  
Project Description: Selective enforcement for alcohol impaired driving.  
Match Amount: **\$31,779.75**  
Indirect Cost: \$0.00  
Local Benefit: **No**  
TSEP Project: Yes

---

Project Number: **M6OT-2018-58013-8013**  
Sub-Recipient: **Bedford County**  
Project Title: Selective Enforcement - Alcohol  
Project Amount: **\$15,100.00**  
Project Description: Selective enforcement for alcohol impaired driving.  
Match Amount: **\$3,775.00**  
Indirect Cost: \$0.00  
Local Benefit: **No**  
TSEP Project: Yes

---

Project Number: **M6OT-2018-58017-8017**  
Sub-Recipient: **Tazewell Town**

---

Project Title: Selective Enforcement - Alcohol  
Project Amount: **\$13,390.00**  
Project Description: Selective enforcement for alcohol impaired driving.  
Match Amount: **\$3,347.50**  
Indirect Cost: \$0.00  
Local Benefit: **No**  
TSEP Project: Yes

Project Number: **M6OT-2018-58019-8019**

---

Sub-Recipient: **Bluefield Town**  
Project Title: Selective Enforcement - Alcohol  
Project Amount: **\$11,692.00**  
Project Description: Selective enforcement for alcohol impaired driving.  
Match Amount: **\$2,923.00**  
Indirect Cost: \$0.00  
Local Benefit: **No**  
TSEP Project: Yes

Project Number: **M6OT-2018-58040-8040**

---

Sub-Recipient: **Vienna Town**  
Project Title: Selective Enforcement - Alcohol  
Project Amount: **\$26,772.00**  
Project Description: Selective enforcement for alcohol impaired driving.  
Match Amount: **\$6,693.00**  
Indirect Cost: \$0.00  
Local Benefit: **No**  
TSEP Project: Yes

Project Number: **M6OT-2018-58041-8041**

---

Sub-Recipient: **Powhatan County**  
Project Title: Selective Enforcement - Alcohol  
Project Amount: **\$25,250.00**  
Project Description: Selective enforcement for alcohol impaired driving.  
Match Amount: **\$6,312.50**  
Indirect Cost: \$0.00  
Local Benefit: **No**  
TSEP Project: Yes

Project Number: **M6OT-2018-58048-8048**

---

Sub-Recipient: **Prince Edward County**  
Project Title: Selective Enforcement - Alcohol  
Project Amount: **\$7,990.00**  
Project Description: Selective enforcement for alcohol impaired driving.  
Match Amount: **\$1,997.50**  
Indirect Cost: \$0.00  
Local Benefit: **No**  
TSEP Project: Yes

Project Number: **M6OT-2018-58057-8057**

---

Sub-Recipient: **Coeburn Town**  
Project Title: Selective Enforcement - Alcohol  
Project Amount: **\$9,500.00**  
Project Description: Selective enforcement for alcohol impaired driving.  
Match Amount: **\$2,375.00**  
Indirect Cost: \$0.00  
Local Benefit: **No**  
TSEP Project: Yes

Project Number: **M6OT-2018-58061-8061**

---

Sub-Recipient: **Dickenson County**  
Project Title: Selective Enforcement - Alcohol  
Project Amount: **\$14,996.00**  
Project Description: Selective enforcement for alcohol impaired driving.  
Match Amount: **\$3,749.00**  
Indirect Cost: \$0.00  
Local Benefit: **No**  
TSEP Project: Yes

Project Number: **M6OT-2018-58062-8062**

---

Sub-Recipient: **Norfolk City**  
Project Title: Selective Enforcement - Alcohol  
Project Amount: **\$4,605.00**  
Project Description: Selective enforcement for alcohol impaired driving.  
Match Amount: **\$1,151.25**  
Indirect Cost: \$0.00  
Local Benefit: **No**  
TSEP Project: Yes

Project Number: **M6OT-2018-58065-8065**

---

Sub-Recipient: **Botetourt County**  
Project Title: Selective Enforcement - Alcohol  
Project Amount: **\$10,500.00**  
Project Description: Selective enforcement for alcohol impaired driving.  
Match Amount: **\$2,625.00**  
Indirect Cost: \$0.00  
Local Benefit: **No**  
TSEP Project: Yes

Project Number: **M6OT-2018-58066-8066**

---

Sub-Recipient: **Commonwealth Attorney's Services Council**  
Project Title: TSRP, Advanced DUI, DUID  
Project Amount: **\$190,815.00**  
Project Description: Traffic Safety Resource Prosecutors to provide training and technical support to prosecutors and law enforcement.  
Match Amount: **\$47,703.75**  
Indirect Cost: \$0.00  
Local Benefit: **No**  
TSEP Project: No

Project Number: **M6OT-2018-58072-8072**  
Sub-Recipient: **Petersburg City**  
Project Title: Selective Enforcement - Alcohol  
Project Amount: **\$80,470.00**  
Project Description: Selective enforcement for alcohol impaired driving.  
Match Amount: **\$20,117.50**  
Indirect Cost: \$0.00  
Local Benefit: **No**  
TSEP Project: Yes

Project Number: **M6OT-2018-58074-8074**  
Sub-Recipient: **King George County**  
Project Title: Selective Enforcement - Alcohol  
Project Amount: **\$4,800.00**  
Project Description: Selective enforcement for alcohol impaired driving.  
Match Amount: **\$1,200.00**  
Indirect Cost: \$0.00  
Local Benefit: **No**  
TSEP Project: Yes

Project Number: **M6OT-2018-58077-8077**  
Sub-Recipient: **Saint Paul Town**  
Project Title: Selective Enforcement - Alcohol  
Project Amount: **\$5,678.00**  
Project Description: Selective enforcement for alcohol impaired driving.  
Match Amount: **\$1,419.50**  
Indirect Cost: \$0.00  
Local Benefit: **No**  
TSEP Project: Yes

Project Number: **M6OT-2018-58094-8094**  
Sub-Recipient: **Manassas Park City**  
Project Title: Selective Enforcement - Alcohol  
Project Amount: **\$14,000.00**  
Project Description: Selective enforcement for alcohol impaired driving.  
Match Amount: **\$3,500.00**  
Indirect Cost: \$0.00  
Local Benefit: **No**  
TSEP Project: Yes

Project Number: **M6OT-2018-58097-8097**  
Sub-Recipient: **Commission on VASAP**  
Project Title: Commission on VASAP Training Conference and VASAP & DMV Regional Training  
Project Amount: **\$118,075.00**  
Project Description: Training for professional development and VASAP updates (alcohol safety action program).  
Match Amount: **\$29,518.75**  
Indirect Cost: \$0.00  
Local Benefit: **No**  
TSEP Project: No

Project Number: **M6OT-2018-58102-8102**  
Sub-Recipient: **Lexington City**  
Project Title: Selective Enforcement - Alcohol  
Project Amount: **\$8,750.00**  
Project Description: Selective enforcement for alcohol impaired driving.  
Match Amount: **\$2,187.50**  
Indirect Cost: \$0.00  
Local Benefit: **No**  
TSEP Project: Yes

Project Number: **M6OT-2018-58105-8105**  
Sub-Recipient: **Appomattox County**  
Project Title: Selective Enforcement - Alcohol  
Project Amount: **\$14,400.00**  
Project Description: Selective enforcement for alcohol impaired driving.  
Match Amount: **\$3,600.00**  
Indirect Cost: \$0.00  
Local Benefit: **No**  
TSEP Project: Yes

Project Number: **M6OT-2018-58138-8138**  
Sub-Recipient: **Virginia Department of Forensic Science**  
Project Title: DFS Breath Alcohol Training Program  
Project Amount: **\$220,571.00**  
Project Description: Law enforcement training and support for breath alcohol testing.  
Match Amount: **\$55,142.75**  
Indirect Cost: \$0.00  
Local Benefit: **No**  
TSEP Project: No

Project Number: **M6OT-2018-58142-8142**  
Sub-Recipient: **Scott County**  
Project Title: Selective Enforcement - Alcohol  
Project Amount: **\$19,400.00**  
Project Description: Selective enforcement for alcohol impaired driving.  
Match Amount: **\$4,850.00**  
Indirect Cost: \$0.00  
Local Benefit: **No**  
TSEP Project: Yes

Project Number: **M6OT-2018-58145-8145**  
Sub-Recipient: **Salem City**  
Project Title: Selective Enforcement - Alcohol  
Project Amount: **\$7,425.00**  
Project Description: Selective enforcement for alcohol impaired driving.  
Match Amount: **\$1,856.25**  
Indirect Cost: \$0.00  
Local Benefit: **No**  
TSEP Project: Yes



Project Number: **M6OT-2018-58175-8175**  
Sub-Recipient: **MADD**  
Project Title: MADD Impaired Driving Safety Countermeasures  
Project Amount: **\$430,617.00**  
Project Description: Outreach for alcohol impaired driving and underage drinking prevention, to teens and adults.  
Match Amount: **\$107,654.25**  
Indirect Cost: \$39,147.00  
Local Benefit: **No**  
TSEP Project: No

Project Number: **M6OT-2018-58186-8186**  
Sub-Recipient: **Virginia Dept of Motor Vehicles**  
Project Title: Judicial Transportation Safety Conference  
Project Amount: **\$60,000.00**  
Project Description: Providing training for judges on the latest highway safety legislation, data and behavioral programs.  
Match Amount: **\$15,000.00**  
Indirect Cost: \$0.00  
Local Benefit: **No**  
TSEP Project: No

Project Number: **M6OT-2018-58188-8188**  
Sub-Recipient: **Gloucester County**  
Project Title: Selective Enforcement - Alcohol  
Project Amount: **\$19,840.00**  
Project Description: Selective enforcement for alcohol impaired driving.  
Match Amount: **\$4,960.00**  
Indirect Cost: \$0.00  
Local Benefit: **No**  
TSEP Project: Yes

Project Number: **M6OT-2018-58197-8197**  
Sub-Recipient: **Montgomery County**  
Project Title: Selective Enforcement - Alcohol  
Project Amount: **\$12,240.00**  
Project Description: Selective enforcement for alcohol impaired driving.  
Match Amount: **\$3,060.00**  
Indirect Cost: \$0.00  
Local Benefit: **No**  
TSEP Project: Yes

Project Number: **M6OT-2018-58209-8209**  
Sub-Recipient: **New Kent County**  
Project Title: Selective Enforcement - Alcohol  
Project Amount: **\$33,500.00**  
Project Description: Selective enforcement for alcohol impaired driving.  
Match Amount: **\$8,375.00**  
Indirect Cost: \$0.00

Local Benefit: **No**  
TSEP Project: Yes

Project Number: **M6OT-2018-58219-8219**  
Sub-Recipient: **University of Richmond**  
Project Title: Selective Enforcement - Alcohol  
Project Amount: **\$5,500.00**  
Project Description: Selective enforcement for alcohol impaired driving.  
Match Amount: **\$1,375.00**  
Indirect Cost: \$0.00  
Local Benefit: **No**  
TSEP Project: Yes

Project Number: **M6OT-2018-58234-8234**  
Sub-Recipient: **Gate City Town**  
Project Title: Selective Enforcement - Alcohol  
Project Amount: **\$9,100.00**  
Project Description: Selective enforcement for alcohol impaired driving.  
Match Amount: **\$2,275.00**  
Indirect Cost: \$0.00  
Local Benefit: **No**  
TSEP Project: Yes

Project Number: **M6OT-2018-58243-8243**  
Sub-Recipient: **Chilhowie Town**  
Project Title: Selective Enforcement - Alcohol  
Project Amount: **\$14,584.00**  
Project Description: Selective enforcement for alcohol impaired driving.  
Match Amount: **\$3,646.00**  
Indirect Cost: \$0.00  
Local Benefit: **No**  
TSEP Project: Yes

Project Number: **M6OT-2018-58247-8247**  
Sub-Recipient: **Virginia Commonwealth University**  
Project Title: Selective Enforcement - Alcohol  
Project Amount: **\$20,300.00**  
Project Description: Selective enforcement for alcohol impaired driving.  
Match Amount: **\$5,075.00**  
Indirect Cost: \$0.00  
Local Benefit: **No**  
TSEP Project: Yes

Project Number: **M6OT-2018-58248-8248**  
Sub-Recipient: **Poquoson City**  
Project Title: Selective Enforcement - Alcohol  
Project Amount: **\$5,192.00**  
Project Description: Selective enforcement for alcohol impaired driving.  
Match Amount: **\$1,298.00**  
Indirect Cost: \$0.00

Local Benefit: **No**  
TSEP Project: Yes

Project Number: **M6OT-2018-58264-8264**  
Sub-Recipient: **Hillsville Town**  
Project Title: Selective Enforcement - Alcohol  
Project Amount: **\$6,240.00**  
Project Description: Selective enforcement for alcohol impaired driving.  
Match Amount: **\$1,560.00**  
Indirect Cost: \$0.00  
Local Benefit: **No**  
TSEP Project: Yes

Project Number: **M6OT-2018-58269-8269**  
Sub-Recipient: **WRAP**  
Project Title: FY 2018 Public Education & Information and Youth Outreach Programs  
Project Amount: **\$169,840.00**  
Project Description: Education and outreach in Northern Virginia to adults and teens to prevent drinking & driving & underage drinking.  
Match Amount: **\$42,460.00**  
Indirect Cost: \$15,440.00  
Local Benefit: **No**  
TSEP Project: No

Project Number: **M6OT-2018-58280-8280**  
Sub-Recipient: **Russell County**  
Project Title: Selective Enforcement - Alcohol  
Project Amount: **\$9,740.00**  
Project Description: Selective enforcement for alcohol impaired driving.  
Match Amount: **\$2,435.00**  
Indirect Cost: \$0.00  
Local Benefit: **No**  
TSEP Project: Yes

Project Number: **M6OT-2018-58281-8281**  
Sub-Recipient: **Goochland County**  
Project Title: Selective Enforcement - Alcohol  
Project Amount: **\$14,700.00**  
Project Description: Selective enforcement for alcohol impaired driving.  
Match Amount: **\$3,675.00**  
Indirect Cost: \$0.00  
Local Benefit: **No**  
TSEP Project: Yes

Project Number: **M6OT-2018-58283-8283**  
Sub-Recipient: **Accomack County**  
Project Title: Selective Enforcement - Alcohol  
Project Amount: **\$21,915.00**  
Project Description: Selective enforcement for alcohol impaired driving.  
Match Amount: **\$5,478.75**

Indirect Cost: \$0.00  
Local Benefit: **No**  
TSEP Project: Yes

Project Number: **M6OT-2018-58284-8284**  
Sub-Recipient: **King and Queen County**  
Project Title: Selective Enforcement - Alcohol  
Project Amount: **\$10,350.00**  
Project Description: Selective enforcement for alcohol impaired driving.  
Match Amount: **\$2,587.50**  
Indirect Cost: \$0.00  
Local Benefit: **No**  
TSEP Project: Yes

Project Number: **M6OT-2018-58285-8285**  
Sub-Recipient: **Radford City**  
Project Title: Selective Enforcement - Alcohol  
Project Amount: **\$7,750.00**  
Project Description: Selective enforcement for alcohol impaired driving.  
Match Amount: **\$1,937.50**  
Indirect Cost: \$0.00  
Local Benefit: **No**  
TSEP Project: Yes

Project Number: **M6OT-2018-58299-8299**  
Sub-Recipient: **Virginia Dept of Motor Vehicles**  
Project Title: BAC Data Collection and Submission  
Project Amount: **\$504,678.00**  
Project Description: Improve the collection and submission of BAC data between agencies.  
Match Amount: **\$126,169.50**  
Indirect Cost: \$0.00  
Local Benefit: **No**  
TSEP Project: No

Project Number: **M6OT-2018-58304-8304**  
Sub-Recipient: **Drive Smart of Virginia**  
Project Title: Impaired Driving Education & Outreach  
Project Amount: **\$207,956.00**  
Project Description: Public outreach and education to prevent alcohol impaired driving.  
Match Amount: **\$51,989.00**  
Indirect Cost: \$18,905.00  
Local Benefit: **No**  
TSEP Project: No

Project Number: **M6OT-2018-58308-8308**  
Sub-Recipient: **Henrico County**  
Project Title: Selective Enforcement - Alcohol  
Project Amount: **\$223,464.00**  
Project Description: Selective enforcement for alcohol impaired driving.  
Match Amount: **\$55,866.00**

Indirect Cost: \$0.00  
Local Benefit: **No**  
TSEP Project: Yes

Project Number: **M6OT-2018-58310-8310**

---

Sub-Recipient: **Fairfax City**  
Project Title: Selective Enforcement - Alcohol  
Project Amount: **\$21,600.00**  
Project Description: Selective enforcement for alcohol impaired driving.  
Match Amount: **\$5,400.00**  
Indirect Cost: \$0.00  
Local Benefit: **No**  
TSEP Project: Yes

Project Number: **M6OT-2018-58312-8312**

---

Sub-Recipient: **Bedford Town**  
Project Title: Selective Enforcement - Alcohol  
Project Amount: **\$7,200.00**  
Project Description: Selective enforcement for alcohol impaired driving.  
Match Amount: **\$1,800.00**  
Indirect Cost: \$0.00  
Local Benefit: **No**  
TSEP Project: Yes

Project Number: **M6OT-2018-58316-8316**

---

Sub-Recipient: **Clarksville Town**  
Project Title: Selective Enforcement - Alcohol  
Project Amount: **\$4,960.00**  
Project Description: Selective enforcement for alcohol impaired driving.  
Match Amount: **\$1,240.00**  
Indirect Cost: \$0.00  
Local Benefit: **No**  
TSEP Project: Yes

Project Number: **M6OT-2018-58335-8335**

---

Sub-Recipient: **Buchanan County**  
Project Title: Selective Enforcement - Alcohol  
Project Amount: **\$16,290.00**  
Project Description: Selective enforcement for alcohol impaired driving.  
Match Amount: **\$4,072.50**  
Indirect Cost: \$0.00  
Local Benefit: **No**  
TSEP Project: Yes

Project Number: **M6OT-2018-58342-8342**

---

Sub-Recipient: **Supreme Court of Va**  
Project Title: DUI/Drug Courts Solutions to Impaired Driving  
Project Amount: **\$141,600.00**  
Project Description: Training for staff of Supreme Court, DUI/drug Dockets and planned DUI/drug Dockets.  
Match Amount: **\$35,400.00**

Indirect Cost: \$0.00  
Local Benefit: **No**  
TSEP Project: No

Project Number: **M6OT-2018-58348-8348**

---

Sub-Recipient: **Galax City**  
Project Title: Selective Enforcement - Alcohol  
Project Amount: **\$9,502.00**  
Project Description: Selective enforcement for alcohol impaired driving.  
Match Amount: **\$2,375.50**  
Indirect Cost: \$0.00  
Local Benefit: **No**  
TSEP Project: Yes

Project Number: **M6OT-2018-58349-8349**

---

Sub-Recipient: **Lee County**  
Project Title: Selective Enforcement - Alcohol  
Project Amount: **\$28,188.00**  
Project Description: Selective enforcement for alcohol impaired driving.  
Match Amount: **\$7,047.00**  
Indirect Cost: \$0.00  
Local Benefit: **No**  
TSEP Project: Yes

Project Number: **M6OT-2018-58354-8354**

---

Sub-Recipient: **Saltville Town**  
Project Title: Selective Enforcement - Alcohol  
Project Amount: **\$9,100.00**  
Project Description: Selective enforcement for alcohol impaired driving.  
Match Amount: **\$2,275.00**  
Indirect Cost: \$0.00  
Local Benefit: **No**  
TSEP Project: Yes

Project Number: **M6OT-2018-58368-8368**

---

Sub-Recipient: **Albemarle County**  
Project Title: Selective Enforcement - Alcohol  
Project Amount: **\$20,000.00**  
Project Description: Selective enforcement for alcohol impaired driving.  
Match Amount: **\$5,000.00**  
Indirect Cost: \$0.00  
Local Benefit: **No**  
TSEP Project: Yes

Project Number: **M6OT-2018-58370-8370**

---

Sub-Recipient: **Virginia Polytechnic Institute**  
Project Title: Selective Enforcement - Alcohol  
Project Amount: **\$8,010.00**  
Project Description: Selective enforcement for alcohol impaired driving.  
Match Amount: **\$2,002.50**

---

Indirect Cost: \$0.00  
Local Benefit: **No**  
TSEP Project: Yes

Project Number: **M6OT-2018-58384-8384**

---

Sub-Recipient: **Alexandria City**  
Project Title: Selective Enforcement - Alcohol  
Project Amount: **\$30,375.00**  
Project Description: Selective enforcement for alcohol impaired driving.  
Match Amount: **\$7,593.75**  
Indirect Cost: \$0.00  
Local Benefit: **No**  
TSEP Project: Yes

Project Number: **M6OT-2018-58385-8385**

---

Sub-Recipient: **Fredericksburg City**  
Project Title: Selective Enforcement - Alcohol  
Project Amount: **\$2,520.00**  
Project Description: Selective enforcement for alcohol impaired driving.  
Match Amount: **\$630.00**  
Indirect Cost: \$0.00  
Local Benefit: **No**  
TSEP Project: Yes

Project Number: **M6OT-2018-58388-8388**

---

Sub-Recipient: **Buckingham County**  
Project Title: Selective Enforcement - Alcohol  
Project Amount: **\$27,009.00**  
Project Description: Selective enforcement for alcohol impaired driving.  
Match Amount: **\$6,752.25**  
Indirect Cost: \$0.00  
Local Benefit: **No**  
TSEP Project: Yes

Project Number: **M6OT-2018-58412-8412**

---

Sub-Recipient: **Sussex County**  
Project Title: Selective Enforcement - Alcohol  
Project Amount: **\$16,700.00**  
Project Description: Selective enforcement for alcohol impaired driving.  
Match Amount: **\$4,175.00**  
Indirect Cost: \$0.00  
Local Benefit: **No**  
TSEP Project: Yes

Project Number: **M6OT-2018-58421-8421**

---

Sub-Recipient: **Culpeper County**  
Project Title: Selective Enforcement - Alcohol  
Project Amount: **\$17,033.00**  
Project Description: Selective enforcement for alcohol impaired driving.  
Match Amount: **\$4,258.25**

Indirect Cost: \$0.00  
Local Benefit: **No**  
TSEP Project: Yes

Project Number: **M6OT-2018-58422-8422**  
Sub-Recipient: **Virginia Dept of Alcohol & Beverage Control**  
Project Title: Selective Enforcement - Alcohol  
Project Amount: **\$99,750.00**  
Project Description: Selective enforcement for compliance checks on underage buying/drinking.  
Match Amount: **\$24,937.50**  
Indirect Cost: \$0.00  
Local Benefit: **No**  
TSEP Project: Yes

---



## Speed-Related Program Area

There was a 17 percent increase in speed-related fatalities from 2012 to 2016. Seventy-one percent of the speed-related fatalities occurred on non-interstate roadways. Twenty-nine percent occurred on interstate roadways. One fourth of the speed-related fatalities occurred in November or December. Fifty-two percent were on a weekend day (Friday, Saturday or Sunday) and 48 percent occurred between the hours of 3pm and midnight. Forty-one percent of speed-related fatalities were also alcohol-related. Additionally, 60 percent of the driver fatalities in speed-related fatal crashes were between the ages of 21 and 50. Fairfax County, Chesterfield County and Prince William County are the top 3 jurisdictions for speed-related fatalities.

To address this area, targeted overtime, selective enforcement efforts are focused on primary/secondary roadways. These high visibility efforts capitalize on attitudinal survey results which show that drivers are more prone to speed on local roadways, to increase drivers' perception of risk for being ticketed for speeding on these high risk roads. Top jurisdictions for speeders: Fairfax County, Chesterfield County and Prince William County

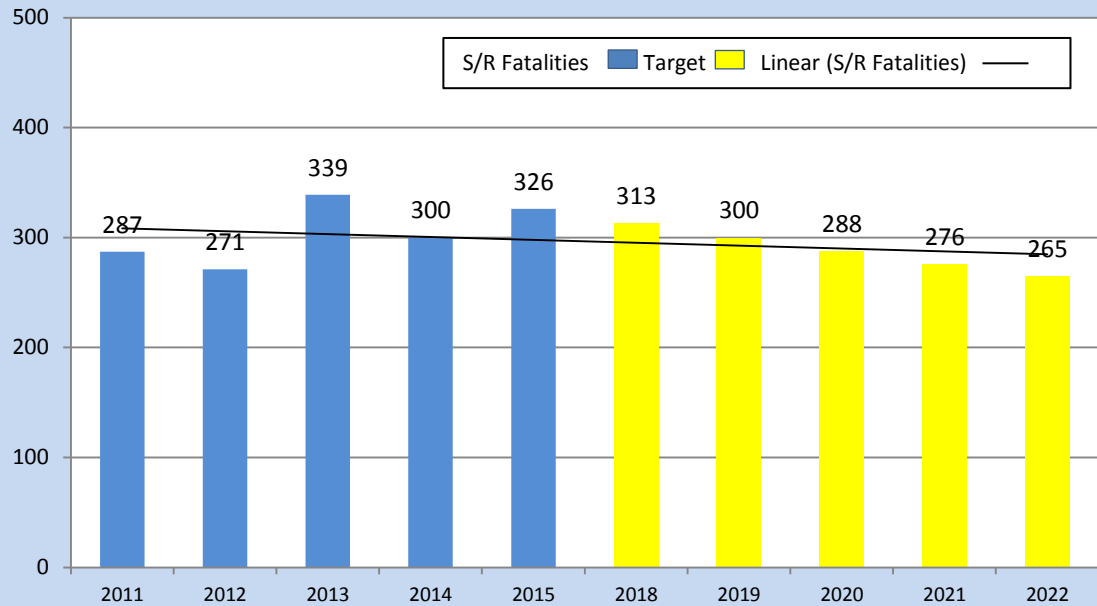
Measure C-6: Decrease **speed-related** fatalities 4 percent from the 2015 calendar base year of 326 to 313 by December 31, 2018.

	Baseline Data						2018 Target
	2011	2012	2013*	2014	2015	2016	313
Speed Related Fatalities (FARS)	287	271	339	300	326	316	

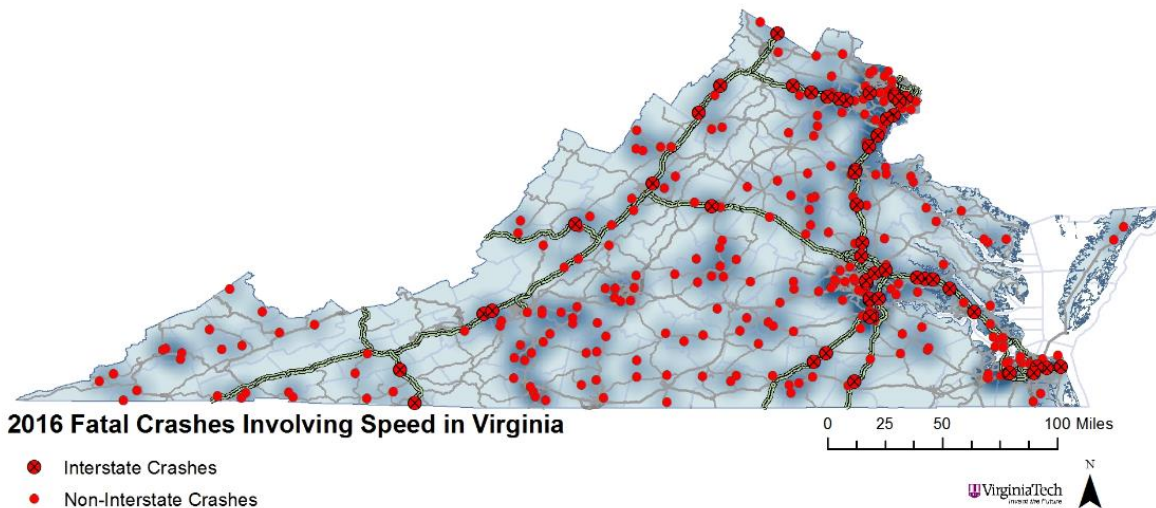
Note: 2015 calendar base year data was used to calculate the 2018 target.

\*Due to a methodology change in mid-year 2013 in how NHTSA/FARS interprets speed-related fatalities, Virginia's speed-related fatalities in FARS experienced a major decrease compared to prior years. In 2011, FARS recorded 271 speed-related fatalities in Virginia compared to just 132 in 2013 and 99 in 2014 (preliminary). From 2008-2012, FARS reported an average of 273 speed-related fatalities under the former methodology. Because of the drastic reduction under the new methodology, Virginia does not believe this represents an accurate count of speed-related fatalities in 2015. Therefore, we used 2015 state data to calculate our speed-related fatality targets.

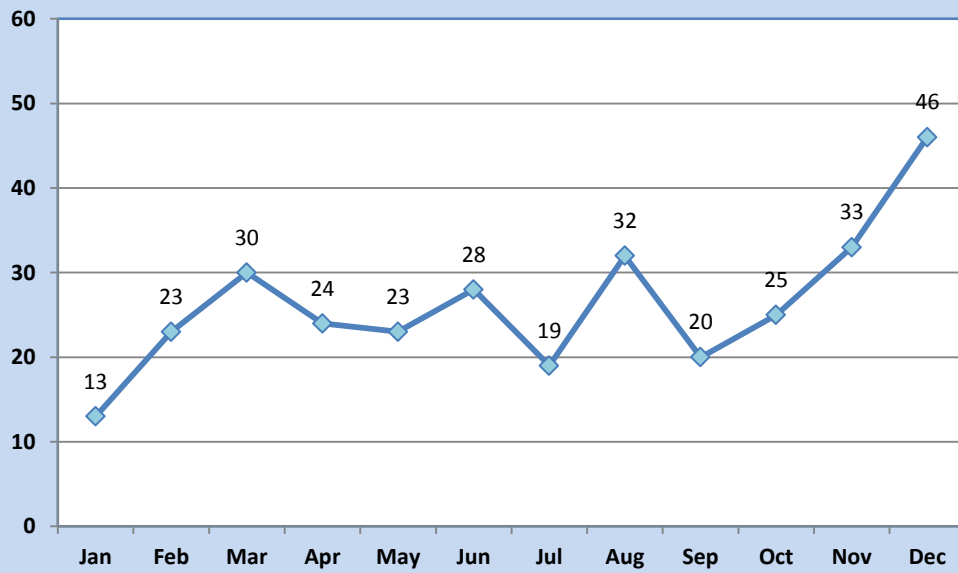
## Speed-Related Fatalities and Targets



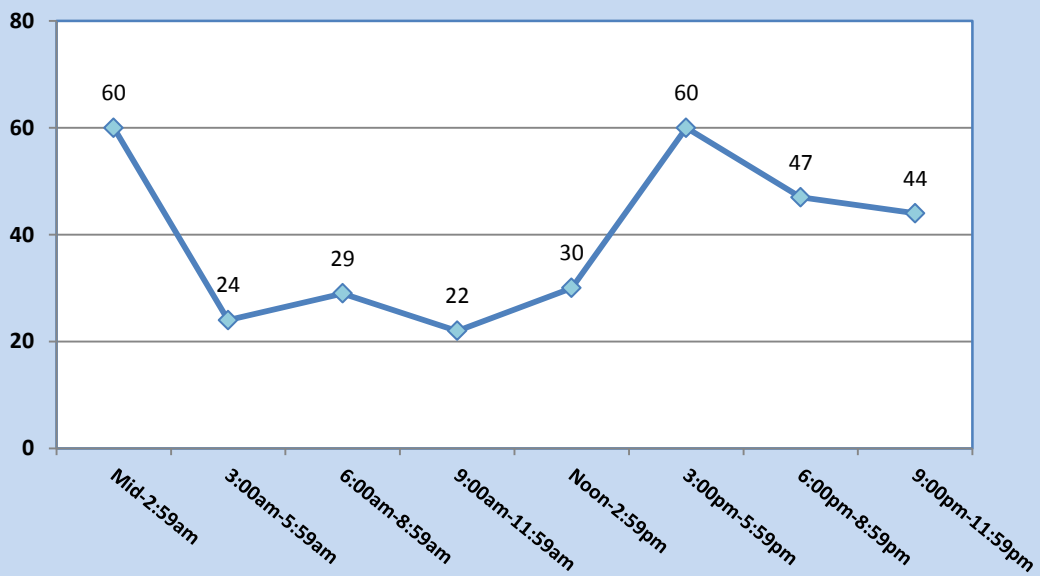
Justification: Virginia conducted trend analyses based on actual numbers, 3-year and 5-year rolling averages. Virginia selected percent change (4 percent reduction) in speed-related fatalities as a more achievable target than the 3-year or 5-year rolling average.



### Speed-Related Fatalities by Month - 2016



### Speed-Related Fatalities by Time of Day - 2016



**Strategies:**

1. Conduct a minimum of 2 statewide high visibility speed enforcement campaigns  
(CTW, Chapter 3, Section(s) 2.2, 2.3)
2. Conduct a minimum of 100 local high visibility speed enforcement campaigns  
(CTW, Chapter 3, Section(s) 2.2, 2.3)
3. Conduct a minimum of 700 focused, speed operations lead by Virginia State Police  
(CTW, Chapter 3, Section(s) 2.2, 2.3)

**Speed Related Program Area: Budget Summary**

Program Area	Project Focus	Budget	Funding Source
SC	Speed Control	\$2,007,966.00	NHTSA 402
<b>Total Funds</b>		<b>\$2,007,966.00</b>	

**SPEED CONTROL PROJECTS**

Project Number: **FSC-2018-58006-8006**  
Sub-Recipient: **Herndon Town**  
Project Title: Selective Enforcement - Speed  
Project Amount: **\$14,850.00**  
Project Description: Selective enforcement for speeding.  
Match Amount: **\$3,712.50**  
Indirect Cost: \$0.00  
Local Benefit: **\$14,850.00**  
TSEP Project: Yes

Project Number: **FSC-2018-58010-8010**  
Sub-Recipient: **Haymarket Town**  
Project Title: Selective Enforcement - Speed  
Project Amount: **\$4,500.00**  
Project Description: Selective enforcement for speeding.  
Match Amount: **\$1,125.00**  
Indirect Cost: \$0.00  
Local Benefit: **\$4,500.00**  
TSEP Project: Yes

Project Number: **FSC-2018-58015-8015**  
Sub-Recipient: **Loudoun County**  
Project Title: Selective Enforcement - Speed  
Project Amount: **\$26,920.00**  
Project Description: Selective enforcement for speeding.  
Match Amount: **\$6,730.00**  
Indirect Cost: \$0.00  
Local Benefit: **\$26,920.00**  
TSEP Project: Yes

Project Number: **FSC-2018-58022-8022**  
Sub-Recipient: **Tazewell Town**  
Project Title: Selective Enforcement - Speed  
Project Amount: **\$5,000.00**  
Project Description: Selective enforcement for speeding.  
Match Amount: **\$1,250.00**  
Indirect Cost: \$0.00  
Local Benefit: **\$5,000.00**  
TSEP Project: Yes

Project Number: **FSC-2018-58024-8024**  
Sub-Recipient: **Weber City Town**  
Project Title: Selective Enforcement - Speed  
Project Amount: **\$6,750.00**  
Project Description: Selective enforcement for speeding.  
Match Amount: **\$1,687.50**  
Indirect Cost: \$0.00  
Local Benefit: **\$6,750.00**  
TSEP Project: Yes

Project Number: **FSC-2018-58030-8030**  
Sub-Recipient: **Floyd County**  
Project Title: Selective Enforcement - Speed  
Project Amount: **\$8,400.00**  
Project Description: Selective enforcement for speeding.  
Match Amount: **\$2,100.00**  
Indirect Cost: \$0.00  
Local Benefit: **\$8,400.00**  
TSEP Project: Yes

Project Number: **FSC-2018-58032-8032**  
Sub-Recipient: **Pulaski County**  
Project Title: Selective Enforcement - Speed  
Project Amount: **\$5,890.00**  
Project Description: Selective enforcement for speeding.  
Match Amount: **\$1,472.50**  
Indirect Cost: \$0.00  
Local Benefit: **\$5,890.00**  
TSEP Project: Yes

Project Number: **FSC-2018-58034-8034**  
Sub-Recipient: **Montgomery County**  
Project Title: Selective Enforcement - Speed  
Project Amount: **\$9,180.00**  
Project Description: Selective enforcement for speeding.  
Match Amount: **\$2,295.00**  
Indirect Cost: \$0.00  
Local Benefit: **\$9,180.00**  
TSEP Project: Yes

Project Number: **FSC-2018-58035-8035**  
Sub-Recipient: **Powhatan County**  
Project Title: Selective Enforcement - Speed  
Project Amount: **\$19,800.00**  
Project Description: Selective enforcement for speeding.  
Match Amount: **\$4,950.00**  
Indirect Cost: \$0.00  
Local Benefit: **\$19,800.00**  
TSEP Project: Yes

---

Project Number: **FSC-2018-58038-8038**  
Sub-Recipient: **Greene County**  
Project Title: Selective Enforcement - Speed  
Project Amount: **\$4,965.00**  
Project Description: Selective enforcement for speeding.  
Match Amount: **\$1,241.25**  
Indirect Cost: \$0.00  
Local Benefit: **\$4,965.00**  
TSEP Project: Yes

---

Project Number: **FSC-2018-58042-8042**  
Sub-Recipient: **Vienna Town**  
Project Title: Selective Enforcement - Speed  
Project Amount: **\$17,460.00**  
Project Description: Selective enforcement for speeding.  
Match Amount: **\$4,365.00**  
Indirect Cost: \$0.00  
Local Benefit: **\$17,460.00**  
TSEP Project: Yes

---

Project Number: **FSC-2018-58044-8044**  
Sub-Recipient: **Altavista Town**  
Project Title: Selective Enforcement - Speed  
Project Amount: **\$3,500.00**  
Project Description: Selective enforcement for speeding.  
Match Amount: **\$875.00**  
Indirect Cost: \$0.00  
Local Benefit: **\$3,500.00**  
TSEP Project: Yes

---

Project Number: **FSC-2018-58046-8046**  
Sub-Recipient: **Campbell County**  
Project Title: Selective Enforcement - Speed  
Project Amount: **\$12,800.00**  
Project Description: Selective enforcement for speeding.  
Match Amount: **\$3,200.00**  
Indirect Cost: \$0.00  
Local Benefit: **\$12,800.00**  
TSEP Project: Yes

---

Project Number: **FSC-2018-58050-8050**  
Sub-Recipient: **Prince Edward County**  
Project Title: Selective Enforcement - Speed  
Project Amount: **\$4,736.00**  
Project Description: Selective enforcement for speeding.  
Match Amount: **\$1,184.00**  
Indirect Cost: \$0.00  
Local Benefit: **\$4,736.00**  
TSEP Project: Yes

---

Project Number: **FSC-2018-58053-8053**  
Sub-Recipient: **Bland County**  
Project Title: Selective Enforcement - Speed  
Project Amount: **\$10,000.00**  
Project Description: Selective enforcement for speeding.  
Match Amount: **\$2,500.00**  
Indirect Cost: \$0.00  
Local Benefit: **\$10,000.00**  
TSEP Project: Yes

---

Project Number: **FSC-2018-58058-8058**  
Sub-Recipient: **Bedford County**  
Project Title: Selective Enforcement - Speed  
Project Amount: **\$10,200.00**  
Project Description: Selective enforcement for speeding.  
Match Amount: **\$2,550.00**  
Indirect Cost: \$0.00  
Local Benefit: **\$10,200.00**  
TSEP Project: Yes

---

Project Number: **FSC-2018-58060-8060**  
Sub-Recipient: **Pearisburg Town**  
Project Title: Selective Enforcement - Speed  
Project Amount: **\$7,000.00**  
Project Description: Selective enforcement for speeding.  
Match Amount: **\$1,750.00**  
Indirect Cost: \$0.00  
Local Benefit: **\$7,000.00**  
TSEP Project: Yes

---

Project Number: **FSC-2018-58069-8069**  
Sub-Recipient: **Boykins Town**  
Project Title: Selective Enforcement - Speed  
Project Amount: **\$6,961.00**  
Project Description: Selective enforcement for speeding.  
Match Amount: **\$1,740.25**  
Indirect Cost: \$0.00  
Local Benefit: **\$6,961.00**  
TSEP Project: Yes

---

Project Number: **FSC-2018-58070-8070**  
Sub-Recipient: **King George County**  
Project Title: Selective Enforcement - Speed  
Project Amount: **\$8,000.00**  
Project Description: Selective enforcement for speeding.  
Match Amount: **\$2,000.00**  
Indirect Cost: \$0.00  
Local Benefit: **\$8,000.00**  
TSEP Project: Yes

---

Project Number: **FSC-2018-58084-8084**  
Sub-Recipient: **Exmore Town**  
Project Title: Selective Enforcement - Speed  
Project Amount: **\$10,500.00**  
Project Description: Selective enforcement for speeding.  
Match Amount: **\$2,625.00**  
Indirect Cost: \$0.00  
Local Benefit: **\$10,500.00**  
TSEP Project: Yes

---

Project Number: **FSC-2018-58098-8098**  
Sub-Recipient: **Frederick County**  
Project Title: Selective Enforcement - Speed  
Project Amount: **\$10,000.00**  
Project Description: Selective enforcement for speeding.  
Match Amount: **\$2,500.00**  
Indirect Cost: \$0.00  
Local Benefit: **\$10,000.00**  
TSEP Project: Yes

---

Project Number: **FSC-2018-58099-8099**  
Sub-Recipient: **Blacksburg Town**  
Project Title: Selective Enforcement - Speed  
Project Amount: **\$10,800.00**  
Project Description: Selective enforcement for speeding.  
Match Amount: **\$2,700.00**  
Indirect Cost: \$0.00  
Local Benefit: **\$10,800.00**  
TSEP Project: Yes

---

Project Number: **FSC-2018-58100-8100**  
Sub-Recipient: **Manassas Park City**  
Project Title: Selective Enforcement - Speed  
Project Amount: **\$20,000.00**  
Project Description: Selective enforcement for speeding.  
Match Amount: **\$5,000.00**  
Indirect Cost: \$0.00  
Local Benefit: **\$20,000.00**  
TSEP Project: Yes

---



Project Number: **FSC-2018-58109-8109**  
Sub-Recipient: **Timberville Town**  
Project Title: Selective Enforcement - Speed  
Project Amount: **\$3,300.00**  
Project Description: Selective enforcement for speeding.  
Match Amount: **\$825.00**  
Indirect Cost: \$0.00  
Local Benefit: **\$3,300.00**  
TSEP Project: Yes

---

Project Number: **FSC-2018-58111-8111**  
Sub-Recipient: **Blackstone Town**  
Project Title: Selective Enforcement - Speed  
Project Amount: **\$5,859.00**  
Project Description: Selective enforcement for speeding.  
Match Amount: **\$1,464.75**  
Indirect Cost: \$0.00  
Local Benefit: **\$5,859.00**  
TSEP Project: Yes

---

Project Number: **FSC-2018-58112-8112**  
Sub-Recipient: **Carroll County**  
Project Title: Selective Enforcement - Speed  
Project Amount: **\$16,200.00**  
Project Description: Selective enforcement for speeding.  
Match Amount: **\$4,050.00**  
Indirect Cost: \$0.00  
Local Benefit: **\$16,200.00**  
TSEP Project: Yes

---

Project Number: **FSC-2018-58113-8113**  
Sub-Recipient: **Richmond County**  
Project Title: Selective Enforcement - Speed  
Project Amount: **\$8,250.00**  
Project Description: Selective enforcement for speeding.  
Match Amount: **\$2,062.50**  
Indirect Cost: \$0.00  
Local Benefit: **\$8,250.00**  
TSEP Project: Yes

---

Project Number: **FSC-2018-58124-8124**  
Sub-Recipient: **Fauquier County**  
Project Title: Selective Enforcement - Speed  
Project Amount: **\$10,000.00**  
Project Description: Selective enforcement for speeding.  
Match Amount: **\$2,500.00**  
Indirect Cost: \$0.00  
Local Benefit: **\$10,000.00**  
TSEP Project: Yes

---

Project Number: **FSC-2018-58127-8127**  
Sub-Recipient: **Craig County**  
Project Title: Selective Enforcement - Speed  
Project Amount: **\$8,750.00**  
Project Description: Selective enforcement for speeding.  
Match Amount: **\$2,187.50**  
Indirect Cost: \$0.00  
Local Benefit: **\$8,750.00**  
TSEP Project: Yes

---

Project Number: **FSC-2018-58129-8129**  
Sub-Recipient: **Amelia County**  
Project Title: Selective Enforcement - Speed  
Project Amount: **\$17,943.00**  
Project Description: Selective enforcement for speeding.  
Match Amount: **\$4,485.75**  
Indirect Cost: \$0.00  
Local Benefit: **\$17,943.00**  
TSEP Project: Yes

---

Project Number: **FSC-2018-58130-8130**  
Sub-Recipient: **Lynchburg City**  
Project Title: Selective Enforcement - Speed  
Project Amount: **\$14,000.00**  
Project Description: Selective enforcement for speeding.  
Match Amount: **\$3,500.00**  
Indirect Cost: \$0.00  
Local Benefit: **\$14,000.00**  
TSEP Project: Yes

---

Project Number: **FSC-2018-58134-8134**  
Sub-Recipient: **Dublin Town**  
Project Title: Selective Enforcement - Speed  
Project Amount: **\$4,500.00**  
Project Description: Selective enforcement for speeding.  
Match Amount: **\$1,125.00**  
Indirect Cost: \$0.00  
Local Benefit: **\$4,500.00**  
TSEP Project: Yes

---

Project Number: **FSC-2018-58136-8136**  
Sub-Recipient: **Henry County**  
Project Title: Selective Enforcement - Speed  
Project Amount: **\$12,750.00**  
Project Description: Selective enforcement for speeding.  
Match Amount: **\$3,187.50**  
Indirect Cost: \$0.00  
Local Benefit: **\$12,750.00**  
TSEP Project: Yes

---

Project Number: **FSC-2018-58141-8141**  
Sub-Recipient: **Franklin County**  
Project Title: Selective Enforcement - Speed  
Project Amount: **\$10,500.00**  
Project Description: Selective enforcement for speeding.  
Match Amount: **\$2,625.00**  
Indirect Cost: \$0.00  
Local Benefit: **\$10,500.00**  
TSEP Project: Yes

---

Project Number: **FSC-2018-58144-8144**  
Sub-Recipient: **Crewe Town**  
Project Title: Selective Enforcement - Speed  
Project Amount: **\$6,132.00**  
Project Description: Selective enforcement for speeding.  
Match Amount: **\$1,533.00**  
Indirect Cost: \$0.00  
Local Benefit: **\$6,132.00**  
TSEP Project: Yes

---

Project Number: **FSC-2018-58146-8146**  
Sub-Recipient: **Scott County**  
Project Title: Selective Enforcement - Speed  
Project Amount: **\$3,500.00**  
Project Description: Selective enforcement for speeding.  
Match Amount: **\$875.00**  
Indirect Cost: \$0.00  
Local Benefit: **\$3,500.00**  
TSEP Project: Yes

---

Project Number: **FSC-2018-58147-8147**  
Sub-Recipient: **Salem City**  
Project Title: Selective Enforcement - Speed  
Project Amount: **\$9,735.00**  
Project Description: Selective enforcement for speeding.  
Match Amount: **\$2,433.75**  
Indirect Cost: \$0.00  
Local Benefit: **\$9,735.00**  
TSEP Project: Yes

---

Project Number: **FSC-2018-58149-8149**  
Sub-Recipient: **Nottoway County**  
Project Title: Selective Enforcement - Speed  
Project Amount: **\$7,460.00**  
Project Description: Selective enforcement for speeding.  
Match Amount: **\$1,865.00**  
Indirect Cost: \$0.00  
Local Benefit: **\$7,460.00**  
TSEP Project: Yes

---

Project Number: **FSC-2018-58154-8154**  
Sub-Recipient: **Arlington County**  
Project Title: Selective Enforcement - Speed  
Project Amount: **\$17,460.00**  
Project Description: Selective enforcement for speeding.  
Match Amount: **\$4,365.00**  
Indirect Cost: \$0.00  
Local Benefit: **\$17,460.00**  
TSEP Project: Yes

---

Project Number: **FSC-2018-58156-8156**  
Sub-Recipient: **Augusta County**  
Project Title: Selective Enforcement - Speed  
Project Amount: **\$8,500.00**  
Project Description: Selective enforcement for speeding.  
Match Amount: **\$2,125.00**  
Indirect Cost: \$0.00  
Local Benefit: **\$8,500.00**  
TSEP Project: Yes

---

Project Number: **FSC-2018-58159-8159**  
Sub-Recipient: **Pembroke Town**  
Project Title: Selective Enforcement - Speed  
Project Amount: **\$7,500.00**  
Project Description: Selective enforcement for speeding.  
Match Amount: **\$1,875.00**  
Indirect Cost: \$0.00  
Local Benefit: **\$7,500.00**  
TSEP Project: Yes

---

Project Number: **FSC-2018-58162-8162**  
Sub-Recipient: **Chatham Town**  
Project Title: Selective Enforcement - Speed  
Project Amount: **\$3,000.00**  
Project Description: Selective enforcement for speeding.  
Match Amount: **\$750.00**  
Indirect Cost: \$0.00  
Local Benefit: **\$3,000.00**  
TSEP Project: Yes

---

Project Number: **FSC-2018-58167-8167**  
Sub-Recipient: **Ashland Town**  
Project Title: Selective Enforcement - Speed  
Project Amount: **\$5,760.00**  
Project Description: Selective enforcement for speeding.  
Match Amount: **\$1,440.00**  
Indirect Cost: \$0.00  
Local Benefit: **\$5,760.00**  
TSEP Project: Yes

---

Project Number: **FSC-2018-58168-8168**  
Sub-Recipient: **Washington County**  
Project Title: Selective Enforcement - Speed  
Project Amount: **\$13,200.00**  
Project Description: Selective enforcement for speeding.  
Match Amount: **\$3,300.00**  
Indirect Cost: \$0.00  
Local Benefit: **\$13,200.00**  
TSEP Project: Yes

---

Project Number: **FSC-2018-58173-8173**  
Sub-Recipient: **Halifax Town**  
Project Title: Selective Enforcement - Speed  
Project Amount: **\$9,875.00**  
Project Description: Selective enforcement for speeding.  
Match Amount: **\$2,468.75**  
Indirect Cost: \$0.00  
Local Benefit: **\$9,875.00**  
TSEP Project: Yes

---

Project Number: **FSC-2018-58176-8176**  
Sub-Recipient: **Hopewell City**  
Project Title: Selective Enforcement - Speed  
Project Amount: **\$10,101.00**  
Project Description: Selective enforcement for speeding.  
Match Amount: **\$2,525.25**  
Indirect Cost: \$0.00  
Local Benefit: **\$10,101.00**  
TSEP Project: Yes

---

Project Number: **FSC-2018-58179-8179**  
Sub-Recipient: **Courtland Town**  
Project Title: Selective Enforcement - Speed  
Project Amount: **\$3,726.00**  
Project Description: Selective enforcement for speeding.  
Match Amount: **\$931.50**  
Indirect Cost: \$0.00  
Local Benefit: **\$3,726.00**  
TSEP Project: Yes

---

Project Number: **FSC-2018-58183-8183**  
Sub-Recipient: **Williamsburg City**  
Project Title: Selective Enforcement - Speed  
Project Amount: **\$8,000.00**  
Project Description: Selective enforcement for speeding.  
Match Amount: **\$2,000.00**  
Indirect Cost: \$0.00  
Local Benefit: **\$8,000.00**  
TSEP Project: Yes

---

Project Number: **FSC-2018-58185-8185**  
Sub-Recipient: **Arlington County**  
Project Title: Selective Enforcement - Speed  
Project Amount: **\$14,500.00**  
Project Description: Selective enforcement for speeding.  
Match Amount: **\$3,625.00**  
Indirect Cost: \$0.00  
Local Benefit: **\$14,500.00**  
TSEP Project: Yes

Project Number: **FSC-2018-58191-8191**  
Sub-Recipient: **Westmoreland County**  
Project Title: Selective Enforcement - Speed  
Project Amount: **\$11,300.00**  
Project Description: Selective enforcement for speeding.  
Match Amount: **\$2,825.00**  
Indirect Cost: \$0.00  
Local Benefit: **\$11,300.00**  
TSEP Project: Yes

Project Number: **FSC-2018-58196-8196**  
Sub-Recipient: **Rappahannock County**  
Project Title: Selective Enforcement - Speed  
Project Amount: **\$8,750.00**  
Project Description: Selective enforcement for speeding.  
Match Amount: **\$2,187.50**  
Indirect Cost: \$0.00  
Local Benefit: **\$8,750.00**  
TSEP Project: Yes

Project Number: **FSC-2018-58201-8201**  
Sub-Recipient: **Waynesboro City**  
Project Title: Selective Enforcement - Speed  
Project Amount: **\$14,000.00**  
Project Description: Selective enforcement for speeding.  
Match Amount: **\$3,500.00**  
Indirect Cost: \$0.00  
Local Benefit: **\$14,000.00**  
TSEP Project: Yes

Project Number: **FSC-2018-58208-8208**  
Sub-Recipient: **Mathews County**  
Project Title: Selective Enforcement - Speed  
Project Amount: **\$5,760.00**  
Project Description: Selective enforcement for speeding.  
Match Amount: **\$1,440.00**  
Indirect Cost: \$0.00  
Local Benefit: **\$5,760.00**  
TSEP Project: Yes

Project Number: **FSC-2018-58212-8212**  
Sub-Recipient: **New Kent County**  
Project Title: Selective Enforcement - Speed  
Project Amount: **\$13,000.00**  
Project Description: Selective enforcement for speeding.  
Match Amount: **\$3,250.00**  
Indirect Cost: \$0.00  
Local Benefit: **\$13,000.00**  
TSEP Project: Yes

---

Project Number: **FSC-2018-58218-8218**  
Sub-Recipient: **Saint Paul Town**  
Project Title: Selective Enforcement - Speed  
Project Amount: **\$1,830.00**  
Project Description: Selective enforcement for speeding.  
Match Amount: **\$457.50**  
Indirect Cost: \$0.00  
Local Benefit: **\$1,830.00**  
TSEP Project: Yes

---

Project Number: **FSC-2018-58221-8221**  
Sub-Recipient: **Halifax County**  
Project Title: Selective Enforcement - Speed  
Project Amount: **\$6,680.00**  
Project Description: Selective enforcement for speeding.  
Match Amount: **\$1,670.00**  
Indirect Cost: \$0.00  
Local Benefit: **\$6,680.00**  
TSEP Project: Yes

---

Project Number: **FSC-2018-58224-8224**  
Sub-Recipient: **Essex County**  
Project Title: Selective Enforcement - Speed  
Project Amount: **\$8,675.00**  
Project Description: Selective enforcement for speeding.  
Match Amount: **\$2,168.75**  
Indirect Cost: \$0.00  
Local Benefit: **\$8,675.00**  
TSEP Project: Yes

---

Project Number: **FSC-2018-58226-8226**  
Sub-Recipient: **Charles City County**  
Project Title: Selective Enforcement - Speed  
Project Amount: **\$13,500.00**  
Project Description: Selective enforcement for speeding.  
Match Amount: **\$3,375.00**  
Indirect Cost: \$0.00  
Local Benefit: **\$13,500.00**  
TSEP Project: Yes

---

Project Number: **FSC-2018-58227-8227**  
Sub-Recipient: **Rockbridge County**  
Project Title: Selective Enforcement - Speed  
Project Amount: **\$5,250.00**  
Project Description: Selective enforcement for speeding.  
Match Amount: **\$1,312.50**  
Indirect Cost: \$0.00  
Local Benefit: **\$5,250.00**  
TSEP Project: Yes

---

Project Number: **FSC-2018-58228-8228**  
Sub-Recipient: **Gloucester County**  
Project Title: Selective Enforcement - Speed  
Project Amount: **\$6,125.00**  
Project Description: Selective enforcement for speeding.  
Match Amount: **\$1,531.25**  
Indirect Cost: \$0.00  
Local Benefit: **\$6,125.00**  
TSEP Project: Yes

---

Project Number: **FSC-2018-58230-8230**  
Sub-Recipient: **Tappahannock Town**  
Project Title: Selective Enforcement - Speed  
Project Amount: **\$5,400.00**  
Project Description: Selective enforcement for speeding.  
Match Amount: **\$1,350.00**  
Indirect Cost: \$0.00  
Local Benefit: **\$5,400.00**  
TSEP Project: Yes

---

Project Number: **FSC-2018-58236-8236**  
Sub-Recipient: **Warsaw Town**  
Project Title: Selective Enforcement - Speed  
Project Amount: **\$4,050.00**  
Project Description: Selective enforcement for speeding.  
Match Amount: **\$1,012.50**  
Indirect Cost: \$0.00  
Local Benefit: **\$4,050.00**  
TSEP Project: Yes

---

Project Number: **FSC-2018-58238-8238**  
Sub-Recipient: **Farmville Town**  
Project Title: Selective Enforcement - Speed  
Project Amount: **\$12,000.00**  
Project Description: Selective enforcement for speeding.  
Match Amount: **\$3,000.00**  
Indirect Cost: \$0.00  
Local Benefit: **\$12,000.00**  
TSEP Project: Yes

---



Project Number: **FSC-2018-58239-8239**  
Sub-Recipient: **Gate City Town**  
Project Title: Selective Enforcement - Speed  
Project Amount: **\$3,000.00**  
Project Description: Selective enforcement for speeding.  
Match Amount: **\$750.00**  
Indirect Cost: \$0.00  
Local Benefit: **\$3,000.00**  
TSEP Project: Yes

---

Project Number: **FSC-2018-58244-8244**  
Sub-Recipient: **Chincoteague Town**  
Project Title: Selective Enforcement - Speed  
Project Amount: **\$7,500.00**  
Project Description: Selective enforcement for speeding.  
Match Amount: **\$1,875.00**  
Indirect Cost: \$0.00  
Local Benefit: **\$7,500.00**  
TSEP Project: Yes

---

Project Number: **FSC-2018-58246-8246**  
Sub-Recipient: **Virginia Commonwealth University**  
Project Title: Selective Enforcement - Speed  
Project Amount: **\$10,800.00**  
Project Description: Selective enforcement for speeding.  
Match Amount: **\$2,700.00**  
Indirect Cost: \$0.00  
Local Benefit: **No**  
TSEP Project: Yes

---

Project Number: **FSC-2018-58249-8249**  
Sub-Recipient: **Clarke County**  
Project Title: Selective Enforcement - Speed  
Project Amount: **\$5,180.00**  
Project Description: Selective enforcement for speeding.  
Match Amount: **\$1,295.00**  
Indirect Cost: \$0.00  
Local Benefit: **\$5,180.00**  
TSEP Project: Yes

---

Project Number: **FSC-2018-58250-8250**  
Sub-Recipient: **Front Royal Town**  
Project Title: Selective Enforcement - Speed  
Project Amount: **\$4,000.00**  
Project Description: Selective enforcement for speeding.  
Match Amount: **\$1,000.00**  
Indirect Cost: \$0.00  
Local Benefit: **\$4,000.00**  
TSEP Project: Yes

---

Project Number: **FSC-2018-58252-8252**  
Sub-Recipient: **Poquoson City**  
Project Title: Selective Enforcement - Speed  
Project Amount: **\$6,562.00**  
Project Description: Selective enforcement for speeding.  
Match Amount: **\$1,640.50**  
Indirect Cost: \$0.00  
Local Benefit: **\$6,562.00**  
TSEP Project: Yes

---

Project Number: **FSC-2018-58253-8253**  
Sub-Recipient: **Strasburg Town**  
Project Title: Selective Enforcement - Speed  
Project Amount: **\$5,700.00**  
Project Description: Selective enforcement for speeding.  
Match Amount: **\$1,425.00**  
Indirect Cost: \$0.00  
Local Benefit: **\$5,700.00**  
TSEP Project: Yes

---

Project Number: **FSC-2018-58257-8257**  
Sub-Recipient: **Patrick County**  
Project Title: Selective Enforcement - Speed  
Project Amount: **\$5,400.00**  
Project Description: Selective enforcement for speeding.  
Match Amount: **\$1,350.00**  
Indirect Cost: \$0.00  
Local Benefit: **\$5,400.00**  
TSEP Project: Yes

---

Project Number: **FSC-2018-58263-8263**  
Sub-Recipient: **Alleghany County**  
Project Title: Selective Enforcement - Speed  
Project Amount: **\$7,500.00**  
Project Description: Selective enforcement for speeding.  
Match Amount: **\$1,875.00**  
Indirect Cost: \$0.00  
Local Benefit: **\$7,500.00**  
TSEP Project: Yes

---

Project Number: **FSC-2018-58265-8265**  
Sub-Recipient: **Manassas City**  
Project Title: Selective Enforcement - Speed  
Project Amount: **\$16,000.00**  
Project Description: Selective enforcement for speeding.  
Match Amount: **\$4,000.00**  
Indirect Cost: \$0.00  
Local Benefit: **\$16,000.00**  
TSEP Project: Yes

---

Project Number: **FSC-2018-58267-8267**  
Sub-Recipient: **Buckingham County**  
Project Title: Selective Enforcement - Speed  
Project Amount: **\$14,000.00**  
Project Description: Selective enforcement for speeding.  
Match Amount: **\$3,500.00**  
Indirect Cost: \$0.00  
Local Benefit: **\$14,000.00**  
TSEP Project: Yes

---

Project Number: **FSC-2018-58268-8268**  
Sub-Recipient: **Hillsville Town**  
Project Title: Selective Enforcement - Speed  
Project Amount: **\$5,850.00**  
Project Description: Selective enforcement for speeding.  
Match Amount: **\$1,462.50**  
Indirect Cost: \$0.00  
Local Benefit: **\$5,850.00**  
TSEP Project: Yes

---

Project Number: **FSC-2018-58274-8274**  
Sub-Recipient: **Stafford County**  
Project Title: Selective Enforcement - Speed  
Project Amount: **\$10,500.00**  
Project Description: Selective enforcement for speeding.  
Match Amount: **\$2,625.00**  
Indirect Cost: \$0.00  
Local Benefit: **\$10,500.00**  
TSEP Project: Yes

---

Project Number: **FSC-2018-58287-8287**  
Sub-Recipient: **Goochland County**  
Project Title: Selective Enforcement - Speed  
Project Amount: **\$17,300.00**  
Project Description: Selective enforcement for speeding.  
Match Amount: **\$4,325.00**  
Indirect Cost: \$0.00  
Local Benefit: **\$17,300.00**  
TSEP Project: Yes

---

Project Number: **FSC-2018-58291-8291**  
Sub-Recipient: **Martinsville City**  
Project Title: Selective Enforcement - Speed  
Project Amount: **\$3,500.00**  
Project Description: Selective enforcement for speeding.  
Match Amount: **\$875.00**  
Indirect Cost: \$0.00  
Local Benefit: **\$3,500.00**  
TSEP Project: Yes

---

Project Number: **FSC-2018-58292-8292**  
Sub-Recipient: **Falls Church City**  
Project Title: Selective Enforcement - Speed  
Project Amount: **\$13,604.00**  
Project Description: Selective enforcement for speeding.  
Match Amount: **\$3,401.00**  
Indirect Cost: \$0.00  
Local Benefit: **\$13,604.00**  
TSEP Project: Yes

---

Project Number: **FSC-2018-58293-8293**  
Sub-Recipient: **King William County**  
Project Title: Selective Enforcement - Speed  
Project Amount: **\$9,990.00**  
Project Description: Selective enforcement for speeding.  
Match Amount: **\$2,497.50**  
Indirect Cost: \$0.00  
Local Benefit: **\$9,990.00**  
TSEP Project: Yes

---

Project Number: **FSC-2018-58295-8295**  
Sub-Recipient: **King and Queen County**  
Project Title: Selective Enforcement - Speed  
Project Amount: **\$7,500.00**  
Project Description: Selective enforcement for speeding.  
Match Amount: **\$1,875.00**  
Indirect Cost: \$0.00  
Local Benefit: **\$7,500.00**  
TSEP Project: Yes

---

Project Number: **FSC-2018-58301-8301**  
Sub-Recipient: **Pittsylvania County**  
Project Title: Selective Enforcement - Speed  
Project Amount: **\$9,450.00**  
Project Description: Selective enforcement for speeding.  
Match Amount: **\$2,362.50**  
Indirect Cost: \$0.00  
Local Benefit: **\$9,450.00**  
TSEP Project: Yes

---

Project Number: **FSC-2018-58302-8302**  
Sub-Recipient: **Harrisonburg City**  
Project Title: Selective Enforcement - Speed  
Project Amount: **\$7,600.00**  
Project Description: Selective enforcement for speeding.  
Match Amount: **\$1,900.00**  
Indirect Cost: \$0.00  
Local Benefit: **\$7,600.00**  
TSEP Project: Yes

---

Project Number: **FSC-2018-58309-8309**  
Sub-Recipient: **Albemarle County**  
Project Title: Selective Enforcement - Speed  
Project Amount: **\$8,734.00**  
Project Description: Selective enforcement for speeding.  
Match Amount: **\$2,183.50**  
Indirect Cost: \$0.00  
Local Benefit: **\$8,734.00**  
TSEP Project: Yes

---

Project Number: **FSC-2018-58311-8311**  
Sub-Recipient: **Radford City**  
Project Title: Selective Enforcement - Speed  
Project Amount: **\$4,050.00**  
Project Description: Selective enforcement for speeding.  
Match Amount: **\$1,012.50**  
Indirect Cost: \$0.00  
Local Benefit: **\$4,050.00**  
TSEP Project: Yes

---

Project Number: **FSC-2018-58315-8315**  
Sub-Recipient: **Fairfax City**  
Project Title: Selective Enforcement - Speed  
Project Amount: **\$12,500.00**  
Project Description: Selective enforcement for speeding.  
Match Amount: **\$3,125.00**  
Indirect Cost: \$0.00  
Local Benefit: **\$12,500.00**  
TSEP Project: Yes

---

Project Number: **FSC-2018-58319-8319**  
Sub-Recipient: **Prince George County**  
Project Title: Selective Enforcement - Speed  
Project Amount: **\$5,040.00**  
Project Description: Selective enforcement for speeding.  
Match Amount: **\$1,260.00**  
Indirect Cost: \$0.00  
Local Benefit: **\$5,040.00**  
TSEP Project: Yes

---

Project Number: **FSC-2018-58325-8325**  
Sub-Recipient: **Roanoke City**  
Project Title: Selective Enforcement - Speed  
Project Amount: **\$14,784.00**  
Project Description: Selective enforcement for speeding.  
Match Amount: **\$3,696.00**  
Indirect Cost: \$0.00  
Local Benefit: **\$14,784.00**  
TSEP Project: Yes

---

Project Number: **FSC-2018-58327-8327**  
Sub-Recipient: **Christiansburg Town**  
Project Title: Selective Enforcement - Speed  
Project Amount: **\$10,880.00**  
Project Description: Selective enforcement for speeding.  
Match Amount: **\$2,720.00**  
Indirect Cost: \$0.00  
Local Benefit: **\$10,880.00**  
TSEP Project: Yes

---

Project Number: **FSC-2018-58336-8336**  
Sub-Recipient: **Fredericksburg City**  
Project Title: Selective Enforcement - Speed  
Project Amount: **\$13,825.00**  
Project Description: Selective enforcement for speeding.  
Match Amount: **\$3,456.25**  
Indirect Cost: \$0.00  
Local Benefit: **\$13,825.00**  
TSEP Project: Yes

---

Project Number: **FSC-2018-58337-8337**  
Sub-Recipient: **Culpeper Town**  
Project Title: Selective Enforcement - Speed  
Project Amount: **\$3,800.00**  
Project Description: Selective enforcement for speeding.  
Match Amount: **\$950.00**  
Indirect Cost: \$0.00  
Local Benefit: **\$3,800.00**  
TSEP Project: Yes

---

Project Number: **FSC-2018-58339-8339**  
Sub-Recipient: **Bedford Town**  
Project Title: Selective Enforcement - Speed  
Project Amount: **\$4,500.00**  
Project Description: Selective enforcement for speeding.  
Match Amount: **\$1,125.00**  
Indirect Cost: \$0.00  
Local Benefit: **\$4,500.00**  
TSEP Project: Yes

---

Project Number: **FSC-2018-58344-8344**  
Sub-Recipient: **Galax City**  
Project Title: Selective Enforcement - Speed  
Project Amount: **\$5,164.00**  
Project Description: Selective enforcement for speeding.  
Match Amount: **\$1,291.00**  
Indirect Cost: \$0.00  
Local Benefit: **\$5,164.00**  
TSEP Project: Yes

---

Project Number: **FSC-2018-58352-8352**  
Sub-Recipient: **Narrows Town**  
Project Title: Selective Enforcement - Speed  
Project Amount: **\$4,500.00**  
Project Description: Selective enforcement for speeding.  
Match Amount: **\$1,125.00**  
Indirect Cost: \$0.00  
Local Benefit: **\$4,500.00**  
TSEP Project: Yes

---

Project Number: **FSC-2018-58365-8365**  
Sub-Recipient: **Botetourt County**  
Project Title: Selective Enforcement - Speed  
Project Amount: **\$5,250.00**  
Project Description: Selective enforcement for speeding.  
Match Amount: **\$1,312.50**  
Indirect Cost: \$0.00  
Local Benefit: **\$5,250.00**  
TSEP Project: Yes

---

Project Number: **FSC-2018-58366-8366**  
Sub-Recipient: **Amherst County**  
Project Title: Selective Enforcement - Speed  
Project Amount: **\$9,250.00**  
Project Description: Selective enforcement for speeding.  
Match Amount: **\$2,312.50**  
Indirect Cost: \$0.00  
Local Benefit: **\$9,250.00**  
TSEP Project: Yes

---

Project Number: **FSC-2018-58367-8367**  
Sub-Recipient: **Orange County**  
Project Title: Selective Enforcement - Speed  
Project Amount: **\$13,800.00**  
Project Description: Selective enforcement for speeding.  
Match Amount: **\$3,450.00**  
Indirect Cost: \$0.00  
Local Benefit: **\$13,800.00**  
TSEP Project: Yes

---

Project Number: **FSC-2018-58371-8371**  
Sub-Recipient: **James City County**  
Project Title: Selective Enforcement - Speed  
Project Amount: **\$19,250.00**  
Project Description: Selective enforcement for speeding.  
Match Amount: **\$4,812.50**  
Indirect Cost: \$0.00  
Local Benefit: **\$19,250.00**  
TSEP Project: Yes

---

Project Number: **FSC-2018-58373-8373**  
Sub-Recipient: **Windsor Town**  
Project Title: Selective Enforcement - Speed  
Project Amount: **\$12,250.00**  
Project Description: Selective enforcement for speeding.  
Match Amount: **\$3,062.50**  
Indirect Cost: \$0.00  
Local Benefit: **\$12,250.00**  
TSEP Project: Yes

---

Project Number: **FSC-2018-58376-8376**  
Sub-Recipient: **Madison County**  
Project Title: Selective Enforcement - Speed  
Project Amount: **\$7,750.00**  
Project Description: Selective enforcement for speeding.  
Match Amount: **\$1,937.50**  
Indirect Cost: \$0.00  
Local Benefit: **\$7,750.00**  
TSEP Project: Yes

---

Project Number: **FSC-2018-58389-8389**  
Sub-Recipient: **Northampton County**  
Project Title: Selective Enforcement - Speed  
Project Amount: **\$10,800.00**  
Project Description: Selective enforcement for speeding.  
Match Amount: **\$2,700.00**  
Indirect Cost: \$0.00  
Local Benefit: **\$10,800.00**  
TSEP Project: Yes

---

Project Number: **FSC-2018-58402-8402**  
Sub-Recipient: **Onley Town**  
Project Title: Selective Enforcement - Speed  
Project Amount: **\$6,000.00**  
Project Description: Selective enforcement for speeding.  
Match Amount: **\$1,500.00**  
Indirect Cost: \$0.00  
Local Benefit: **\$6,000.00**  
TSEP Project: Yes

---

Project Number: **FSC-2018-58408-8408**  
Sub-Recipient: **Jonesville Town**  
Project Title: Selective Enforcement - Speed  
Project Amount: **\$3,000.00**  
Project Description: Selective enforcement for speeding.  
Match Amount: **\$750.00**  
Indirect Cost: \$0.00  
Local Benefit: **\$3,000.00**  
TSEP Project: Yes

---



Project Number: **FSC-2018-58411-8411**  
Sub-Recipient: **Abingdon Town**  
Project Title: Selective Enforcement - Speed  
Project Amount: **\$12,450.00**  
Project Description: Selective enforcement for speeding.  
Match Amount: **\$3,112.50**  
Indirect Cost: \$0.00  
Local Benefit: **\$12,450.00**  
TSEP Project: Yes

---

Project Number: **FSC-2018-58414-8414**  
Sub-Recipient: **Cumberland County**  
Project Title: Selective Enforcement - Speed  
Project Amount: **\$8,060.00**  
Project Description: Selective enforcement for speeding.  
Match Amount: **\$2,015.00**  
Indirect Cost: \$0.00  
Local Benefit: **\$8,060.00**  
TSEP Project: Yes

---

Project Number: **FSC-2018-58415-8415**  
Sub-Recipient: **Danville City**  
Project Title: Selective Enforcement - Speed  
Project Amount: **\$7,800.00**  
Project Description: Selective enforcement for speeding.  
Match Amount: **\$1,950.00**  
Indirect Cost: \$0.00  
Local Benefit: **\$7,800.00**  
TSEP Project: Yes

---

Project Number: **FSC-2018-58423-8423**  
Sub-Recipient: **Louisa County**  
Project Title: Selective Enforcement - Speed  
Project Amount: **\$7,100.00**  
Project Description: Selective enforcement for speeding.  
Match Amount: **\$1,775.00**  
Indirect Cost: \$0.00  
Local Benefit: **\$7,100.00**  
TSEP Project: Yes

---

Project Number: **SC-2018-58027-8027**  
Sub-Recipient: **Spotsylvania County**  
Project Title: Selective Enforcement - Speed  
Project Amount: **\$52,200.00**  
Project Description: Selective enforcement for speeding.  
Match Amount: **\$13,050.00**  
Indirect Cost: \$0.00  
Local Benefit: **\$52,200.00**  
TSEP Project: Yes

---

Project Number: **SC-2018-58037-8037**  
Sub-Recipient: **Chesterfield County**  
Project Title: Selective Enforcement - Speed  
Project Amount: **\$81,000.00**  
Project Description: Selective enforcement for speeding.  
Match Amount: **\$20,250.00**  
Indirect Cost: \$0.00  
Local Benefit: **\$81,000.00**  
TSEP Project: Yes

---

Project Number: **SC-2018-58049-8049**  
Sub-Recipient: **Norfolk City**  
Project Title: Selective Enforcement - Speed  
Project Amount: **\$30,560.00**  
Project Description: Selective enforcement for speeding.  
Match Amount: **\$7,640.00**  
Indirect Cost: \$0.00  
Local Benefit: **\$30,560.00**  
TSEP Project: Yes

---

Project Number: **SC-2018-58075-8075**  
Sub-Recipient: **Roanoke County**  
Project Title: Selective Enforcement - Speed  
Project Amount: **\$29,250.00**  
Project Description: Selective enforcement for speeding.  
Match Amount: **\$7,312.50**  
Indirect Cost: \$0.00  
Local Benefit: **\$29,250.00**  
TSEP Project: Yes

---

Project Number: **SC-2018-58078-8078**  
Sub-Recipient: **Wythe County**  
Project Title: Selective Enforcement - Speed  
Project Amount: **\$28,000.00**  
Project Description: Selective enforcement for speeding.  
Match Amount: **\$7,000.00**  
Indirect Cost: \$0.00  
Local Benefit: **\$28,000.00**  
TSEP Project: Yes

---

Project Number: **SC-2018-58082-8082**  
Sub-Recipient: **Hampton City**  
Project Title: Selective Enforcement - Speed  
Project Amount: **\$50,450.00**  
Project Description: Selective enforcement for speeding.  
Match Amount: **\$12,612.50**  
Indirect Cost: \$0.00  
Local Benefit: **\$50,450.00**  
TSEP Project: Yes

---

Project Number: **SC-2018-58121-8121**  
Sub-Recipient: **Virginia Dept of State Police**  
Project Title: Selective Enforcement - Speed  
Project Amount: **\$622,500.00**  
Project Description: Selective enforcement for speeding.  
Match Amount: **\$155,625.00**  
Indirect Cost: \$0.00  
Local Benefit: **No**  
TSEP Project: Yes

---

Project Number: **SC-2018-58170-8170**  
Sub-Recipient: **Prince William County**  
Project Title: Selective Enforcement - Speed  
Project Amount: **\$22,500.00**  
Project Description: Selective enforcement for speeding.  
Match Amount: **\$5,625.00**  
Indirect Cost: \$0.00  
Local Benefit: **\$22,500.00**  
TSEP Project: Yes

---

Project Number: **SC-2018-58194-8194**  
Sub-Recipient: **Richmond City**  
Project Title: Selective Enforcement - Speed  
Project Amount: **\$40,000.00**  
Project Description: Selective enforcement for speeding.  
Match Amount: **\$10,000.00**  
Indirect Cost: \$0.00  
Local Benefit: **\$40,000.00**  
TSEP Project: Yes

---

Project Number: **SC-2018-58329-8329**  
Sub-Recipient: **Fairfax County**  
Project Title: Selective Enforcement - Speed  
Project Amount: **\$30,000.00**  
Project Description: Selective enforcement for speeding.  
Match Amount: **\$7,500.00**  
Indirect Cost: \$0.00  
Local Benefit: **\$30,000.00**  
TSEP Project: Yes

---

Project Number: **SC-2018-58369-8369**  
Sub-Recipient: **Henrico County**  
Project Title: Selective Enforcement - Speed  
Project Amount: **\$45,000.00**  
Project Description: Selective enforcement for speeding.  
Match Amount: **\$11,250.00**  
Indirect Cost: \$0.00  
Local Benefit: **\$45,000.00**  
TSEP Project: Yes

---

## Motorcycle Safety Program Area

There were 72 motorcyclists killed in fatal crashes in Virginia. The majority of multi-vehicle motorcycle crashes result from two-vehicle crashes at 44 percent. One hundred percent of the persons killed in two-vehicle crashes involving a motorcycle and a passenger vehicle were motorcyclists. The average age of the motorcycle driver fatality was 48.

Single vehicle crashes accounted for 42 percent of motorcycle fatal crashes. Top causes of all motorcycle fatalities were: running off the road/hitting fixed objects or speeding. The month with the highest number of motorcycle fatalities was August (11). Fifty-one percent of the fatalities occurred between the hours of 3pm and 9pm. The top regions for fatal motorcycle crashes were Fairfax at 36 percent and Portsmouth at 18 percent. Virginia has a very high helmet use rate experiencing two unhelmeted fatalities.

Measure C-7: Decrease **motorcyclist** fatalities 10 percent from the 2015 calendar base year of 79 to 71 by December 31, 2018.

	Baseline Data						2018 Target
	2011	2012	2013	2014	2015	2016	71
<b>Motorcyclist Fatalities (FARS)</b>	96	85	79	90	79	72	

Note: 2015 calendar base year data was used to calculate the 2018 target. 2016 is preliminary FARS data.

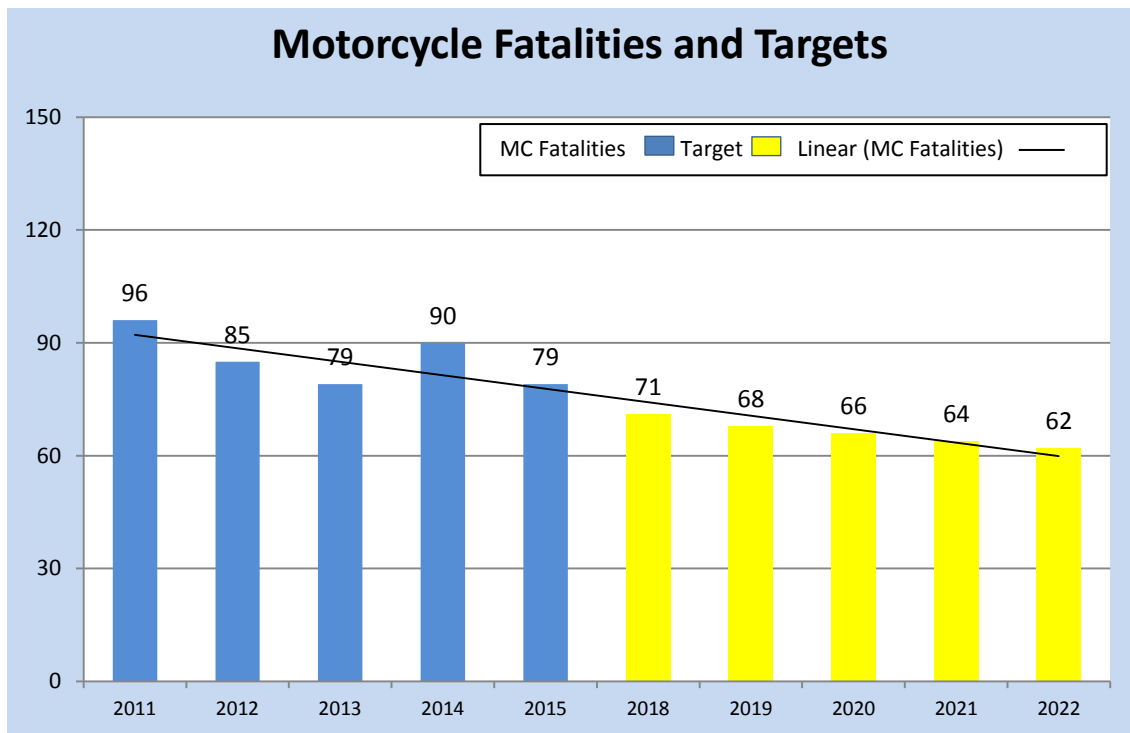
On average, nearly 13,600 students attended the motorcycle training courses during calendar years 2012-2016. Nearly 12,900 or 95 percent of the total students passed the course. 3 percent (1,980) of the total trained motorcyclists were involved in a crash after passing the course. The trained motorcyclist was at fault in the crash 49 percent of the time with the top driver's actions of fail to maintain control of motorcycle, following too close and speed.

### Motorcyclist Fatalities

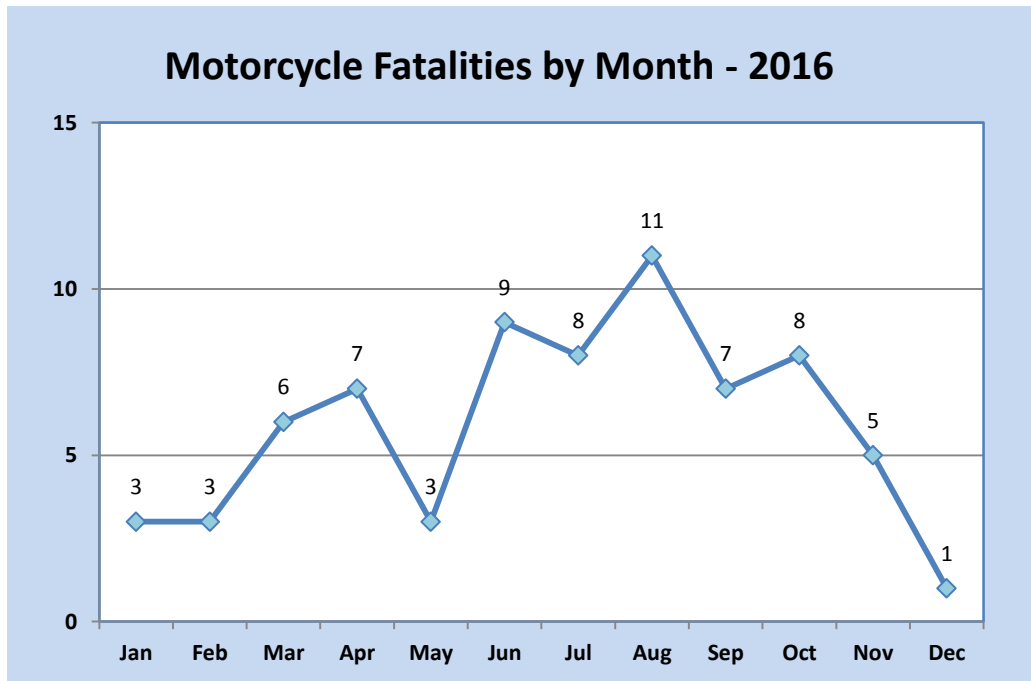
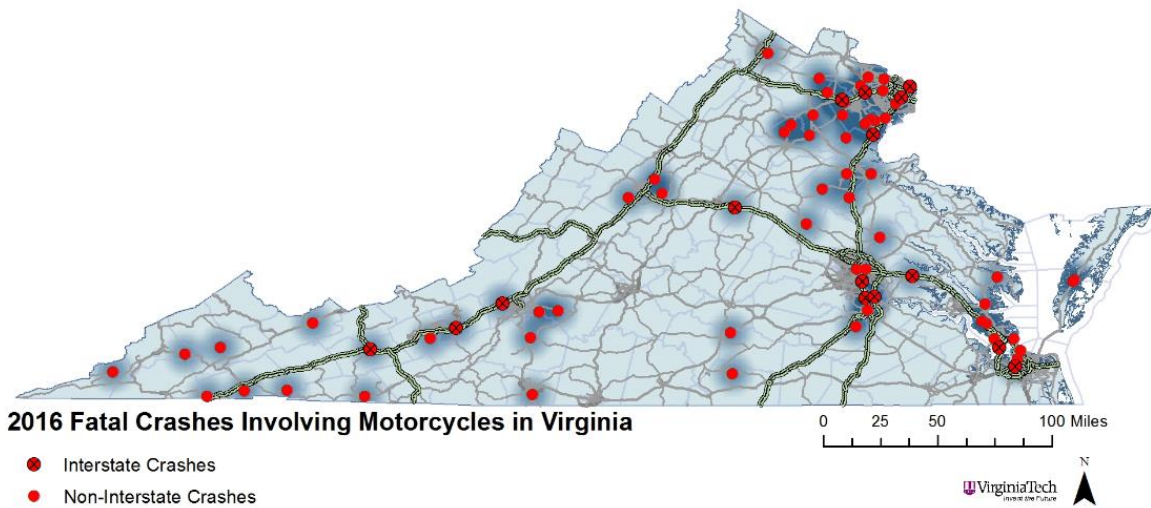
Motorcycle Safety Course Taken	2011	2012	2013	2014	2015	2016
No	80	71	57	63	61	54
Yes	10	7	6	14	9	17
Total	90	78	63	77	70	71
% of Motorcyclists Killed who did not take a MC Course	89%	91%	90%	82%	87%	76%

Innovative strategies to address this area will focus on implementing:

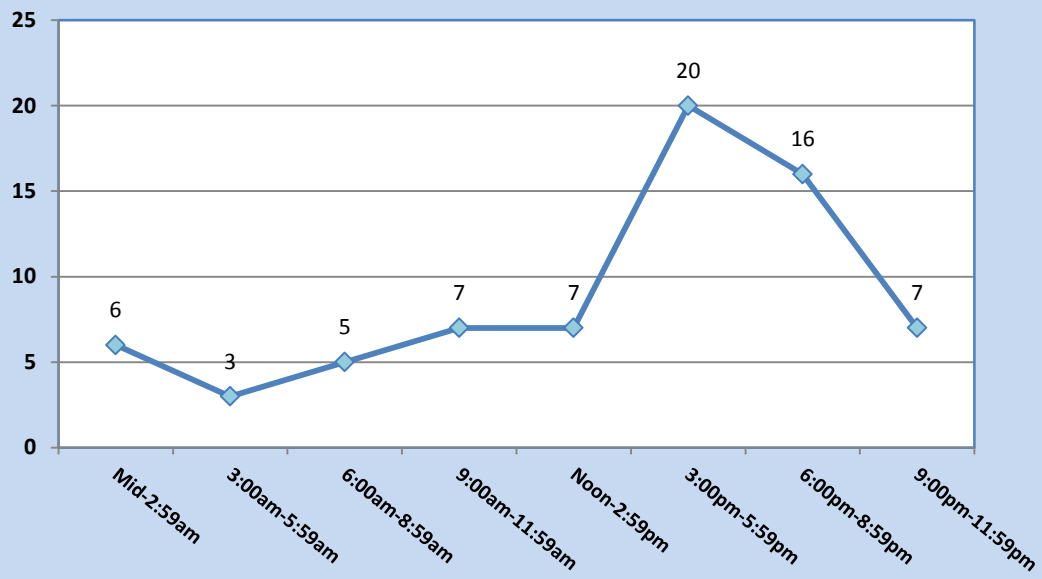
- An awareness campaign in February the month before motorcycle fatalities begin to increase. The campaigns will encourage rider training for motorcyclists, with emphasis on posted speed limits and highway conditions;
- Basic, advanced, and 3 wheel education and training; and
- Providing motorcycle awareness to new drivers through education provided in driver's education classes.



Justification: Virginia conducted trend analyses based on annual numbers, 3-year and 5-year rolling averages. Virginia selected the 5 year rolling average (10 percent reduction) in motorcyclist fatalities as a more achievable target than actual number or the 3-year rolling average.



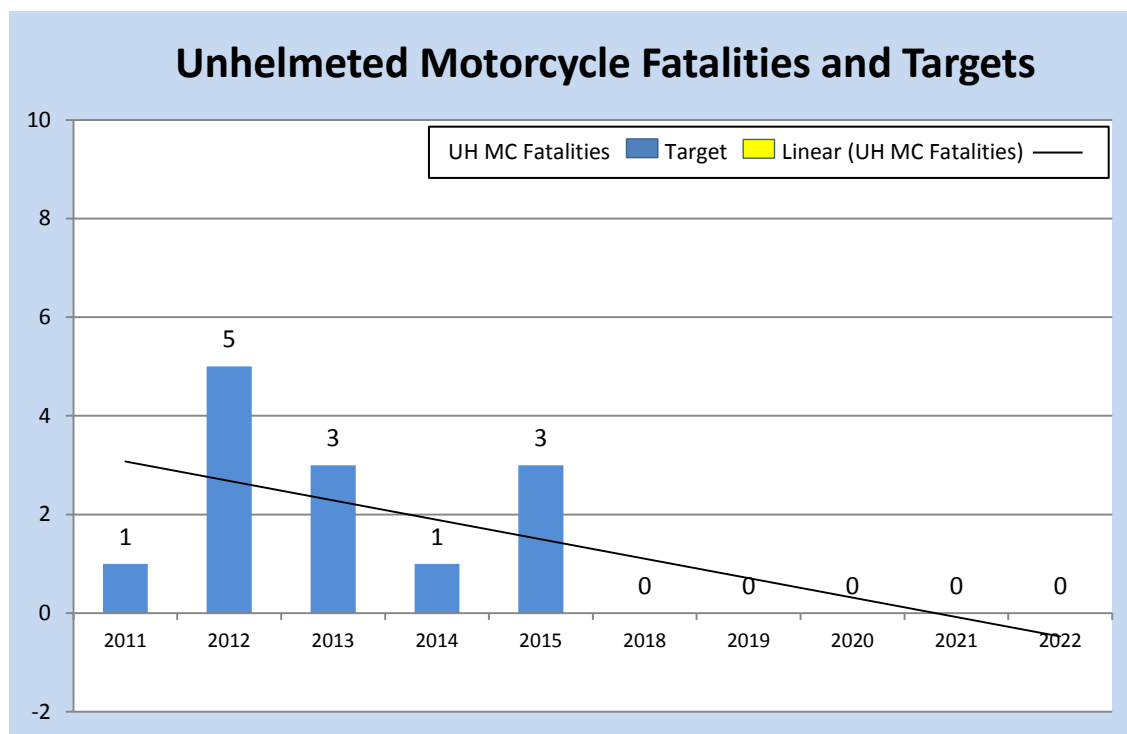
## Motorcycle Fatalities by Time of Day - 2016



Measure C-7: Decrease **unhelmeted motorcyclist** fatalities from the 2015 calendar base year of 3 to 0 by December 31, 2018.

	Baseline Data						2018 Target
	2011	2012	2013	2014	2015	2016	0
<b>Unhelmeted Motorcyclist Fatalities (FARS)</b>	1	5	3	1	3	2	

Note: 2015 calendar base year data was used to calculate the 2018 target. 2016 is preliminary FARS data.



Justification: Virginia selected a target as 0 unhelmeted motorcyclist fatalities for fiscal year 2018.



## **Strategies**

1. Conduct a speed-focused media campaign targeting motorcyclists within Richmond, Tidewater, Northern Virginia regions. (CTW, Chapter 5, Section(s) 4.1, 4.2)
2. Conduct a motorist awareness media campaign on the misperception of motorcycle speed. (CTW, Chapter 5, Section(s) 4.1, 4.2)
3. Conduct Basic Rider Training courses throughout the Commonwealth through partnerships with Virginia Licensed Community Colleges, Motorcycle Dealers and Motorcycle Training Sites. (CTW, Chapter 5, Section(s) 3.1, 3.2)
4. Conduct 30, 3-Wheeled Vehicle training courses (CTW, Chapter 5, Section(s) 3.1, 3.2)
5. Conduct 1 Advanced Rider Training course (CTW, Chapter 5, Section(s) 3.1, 3.2)
6. Conduct a minimum of 200 quality assurance monitoring checks of training sites and instructors (CTW, Chapter 5, Section(s) 3.1, 3.2, 4.1, 4.2)
7. Conduct a minimum of 9 motorcycle safety driver education awareness events (CTW, Chapter 5, Section(s) 3.1, 3.2, 4.1, 4.2)
8. Conduct 30 Instructor Professional Development Workshops(CTW, Chapter 5, Section(s) 3.1, 3.2, 4.1, 4.2)
9. Participate in one Motorcycle Crash Investigation Course and 2 events with the SKIDBIKE. (CTW, Chapter 5, Section(s) 3.1, 3.2)

### **Motorcycle Safety Program Area: Budget Summary**

<b>Program Area</b>	<b>Project Focus</b>	<b>Budget</b>	<b>Funding Source</b>
MC	Motorcycle Safety	\$402,200.00	NHTSA 402
M9MT	Motorcycle Safety	\$169,050.00	405f Motorcycle Programs
<b>Total All Funds</b>		<b>\$571,250.00</b>	

## **MOTORCYCLE SAFETY PROJECTS**

Project Number: **FMC-2018-58275-8275**  
Sub-Recipient: **Richmond Ambulance Authority**  
Project Title: Rider Alert  
Project Amount: **\$13,200.00**  
Project Description: Update and distribute emergency stickers for motorcycle helmets.  
Match Amount: **\$3,300.00**  
Indirect Cost: \$0.00  
Local Benefit: **No**  
TSEP Project: No

Project Number: **FMC-2018-58403-8403**  
Sub-Recipient: **Virginia Dept of Motor Vehicles**  
Project Title: 402 Motorcycle Safety Media  
Project Amount: **\$80,000.00**  
Project Description: Media ad creation and buys to increase motorcyclists taking training.  
Match Amount: **\$20,000.00**  
Indirect Cost: \$0.00

Local Benefit: **No**  
TSEP Project: No

Project Number: **FMC-2018-58404-8404**

---

Sub-Recipient: **Motorcycle Safety League of Va**  
Project Title: Motorcycle & Sidecar/Trike Education - 402  
Project Amount: **\$243,000.00**  
Project Description: Quality assurance and professional development of motorcycle safety instructors.  
Match Amount: **\$60,750.00**  
Indirect Cost: \$0.00  
Local Benefit: **No**  
TSEP Project: No

Project Number: **FMC-2018-58406-8406**

---

Sub-Recipient: **Virginia Dept of Motor Vehicles**  
Project Title: 2010 Motorists' Awareness of Motorcycles  
Project Amount: **\$66,000.00**  
Project Description: Media ad creation and buys to increase motorists' awareness of motorcycles.  
Match Amount: **\$16,500.00**  
Indirect Cost: \$0.00  
Local Benefit: **No**  
TSEP Project: No

Project Number: **M9MT-2018-58418-8418**

---

Sub-Recipient: **Motorcycle Safety League of Va**  
Project Title: Motorcycle Curriculum and Three Wheel Training Equipment - 405 Grant  
Project Amount: **\$169,050.00**  
Project Description: Purchase motorcycle training equipment and update curriculum.  
Match Amount: **\$42,262.50**  
Indirect Cost: \$0.00  
Local Benefit: **No**  
TSEP Project: No

## Drivers Age 20 or Younger Involved in Fatal Crashes

Eighty-nine drivers age 20 or younger were involved in fatal crashes on Virginia roadways. The top jurisdictions where the fatal crashes occurred were Chesapeake City, Halifax County, Prince William County and Stafford County. Forty percent of the fatal crashes occurred on the weekend (Saturday or Sunday), over one-third (34 percent) occurred between 6pm and midnight. Failing to maintain control of the vehicle (running off the road) and speeding, accounted for 45 percent of the driver actions. Ninety-one percent of the fatal crashes were on a non-interstate roadway.

Innovative strategies to address this area should focus on Saturdays and Sundays, mid-afternoon to mid-night; speed and training young drivers on maintaining control of their vehicle. Strategies and funding will be incorporated in alcohol programs, selective enforcement, driver education programs, and public information. Media and other public information efforts typically target 18-35 year old drivers, including 18-20 year olds in development and evaluation of messaging.

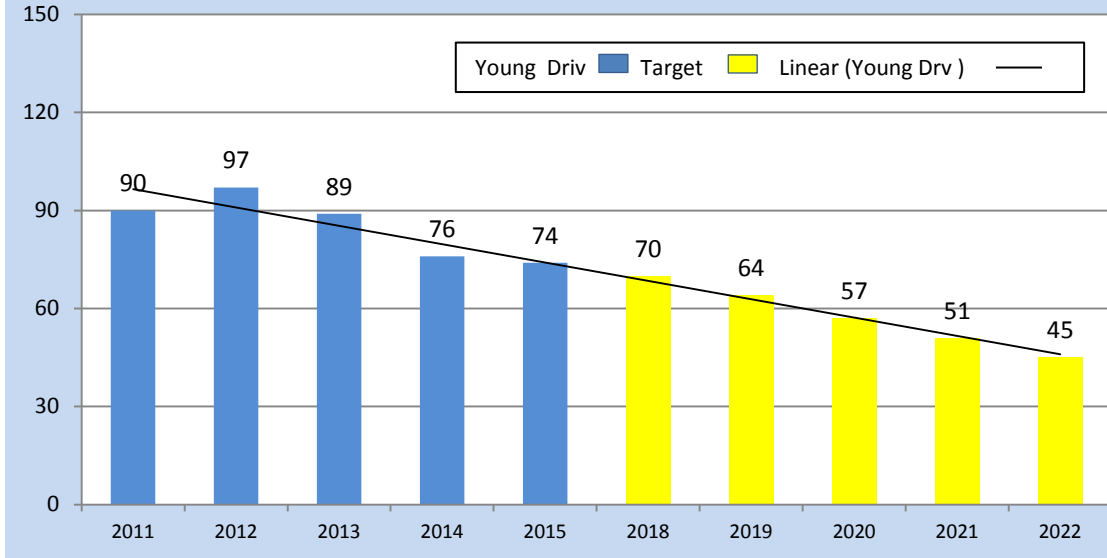
Measure C-9: Decrease drivers age 20 or younger involved in fatal crashes 5 percent from the 2015 calendar base year of 74 to 70 by December 31, 2018.

	Baseline Data						2018 Target
	2011	2012	2013	2014	2015	2016	
<b>Drivers Age 20 or Younger Involved in Fatal Crashes (FARS)</b>	90	97	89	76	74	89	70

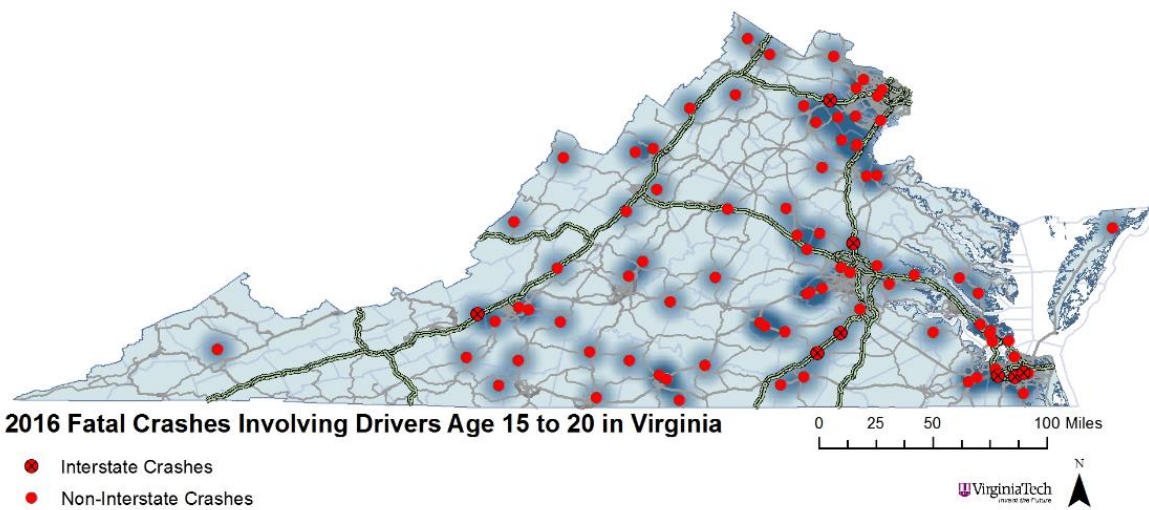
Note: 2015 calendar base year data was used to calculate the 2018 target. 2016 is preliminary FARS data.

Virginia will also continue to address its teen driver fatalities (15 to 19 year olds). In 2016, 45 drivers, 12 passengers and 4 pedestrians ages 15-19 died on Virginia roads; 9 percent, 10 percent and 3 percent respectively of all drivers, passengers and pedestrians killed. Of the 45 drivers killed 55 percent were not wearing a safety restraint. Overall, teen driver fatalities (ages 15-19) increased 32 percent in 2016 as compared to 2015 (45 vs. 34). Speed was a factor in 60 percent (27) of the fatal crashes. Six of the teen drivers had been drinking. Failure to maintain control of the vehicle (running off the road) and speed were the top driver's action accounting for 73 percent of the fatalities. Chesterfield County and Nottoway County were the top jurisdictions for teen driver fatalities (3 each).

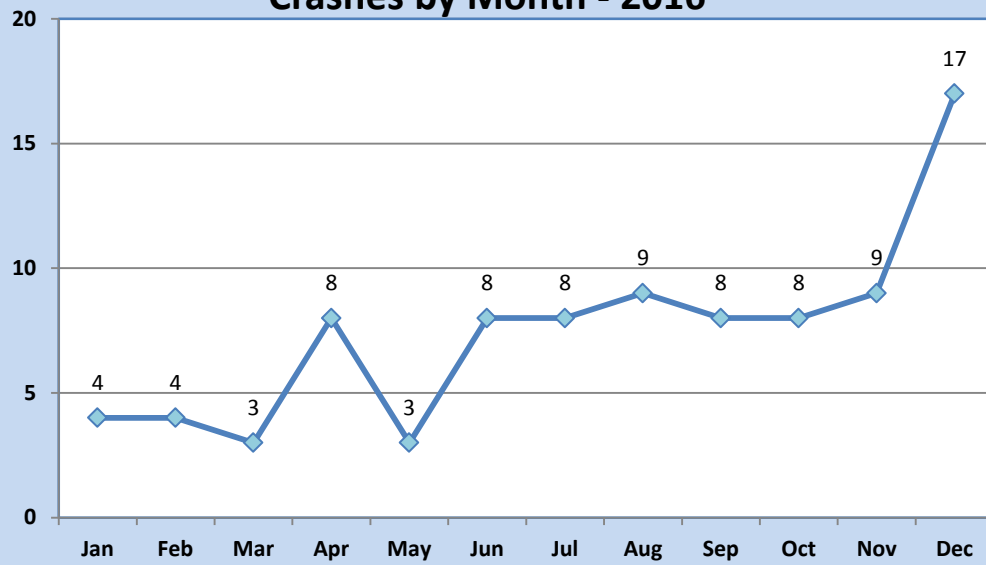
## Driver Age 20 and Younger Involved in Fatal Crashes and Targets



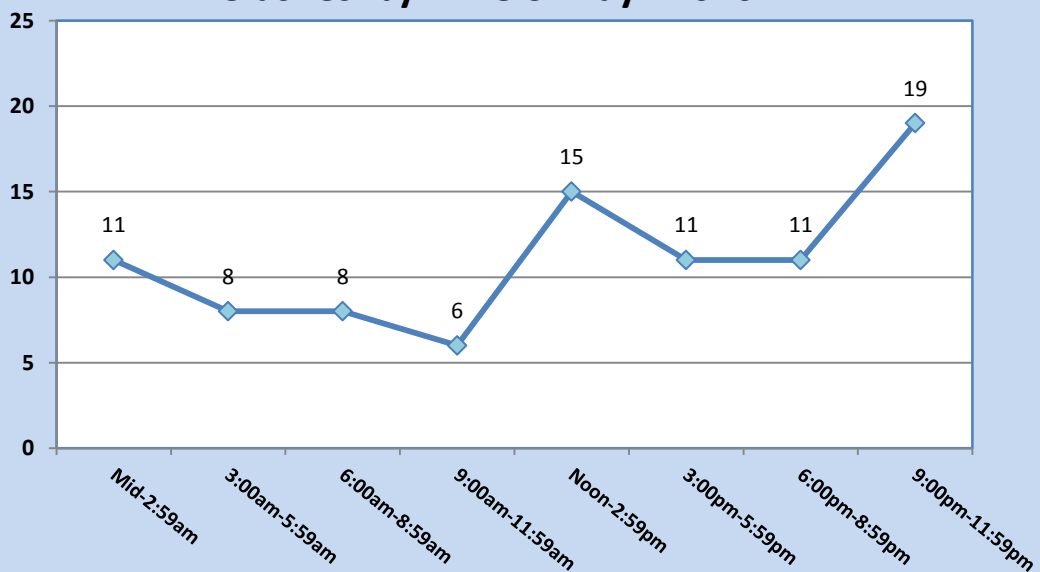
Justification: Virginia conducted trend analyses using annual numbers, 3-year and 5-year rolling averages. Virginia selected the 5-year rolling average (5 percent reduction) in young drivers involved in fatal crashes as a more achievable target than the annual or 3-year rolling average.



**Drivers Age 20 or Younger Involved in Fatal Crashes by Month - 2016**



**Drivers Age 20 or Younger Involved in Fatal Crashes by Time of Day - 2016**



## Strategies

1. Distribute at a minimum 195,000 of the updated 45 hour Parent Teen guides to drivers under the age of 19 to serve as a guide to the parent and young driver. (CTW Chapter 6- 3.1)
2. Promote parent awareness and education of provisional licensing laws and provide guidance through active participation in school outreach efforts (CTW Chapter 6- 3.1).
3. Conduct at least 6 educational campaigns/events to focus on topics such as seat belt use, impaired driving, Zero tolerance laws, distracted driving, and other highway safety issues for the driver 20 and younger. (CTW Chapter 1 Section 6.5, Chapter 2 Sections 6.1& 7.1, Chapter 4 Section 2.2, Chapter 6 Sections 3.1)
4. Continuation of other alcohol impaired driving reduction activities such as the YOVASO program.
5. Conduct at least 1 social media project using student –to-student outreach efforts.

## Drivers Age 20 or Younger Involved in Fatal Crashes: Budget Summary

Program Area	Project Focus	Budget	Funding Source
154AL	Alcohol - Drivers Age 20 or Younger	\$374,255.00	154 Transfer
DE	Driver Education – Drivers Age 20 or Younger	\$357,022.00	NHTSA 402
OP	OP – Drivers Age 20 or Younger	\$288,076.00	NHTSA 402
<b>Total All Funds</b>		<b>\$1,019,353.00</b>	

## DRIVERS AGE 20 OR YOUNGER PROJECTS

Project Number: **154AL-2018-58123-8123**  
 Sub-Recipient: **Virginia Dept of State Police**  
 Project Title: (YOVASO) Youth of Virginia Speak Out Peer-to-Peer Traffic Safety Program - AL  
 Project Amount: **\$212,309.00**  
 Project Description: Peer-to-peer middle and high school outreach focused on prevention of drinking and driving and underage drinking.  
 Match Amount: **\$0.00**  
 Indirect Cost: \$19,301.00  
 Local Benefit: **No**  
 TSEP Project: No

Project Number: **154AL-2018-58277-8277**  
 Sub-Recipient: **The VA Association for Health, Physical Education, Recreation & Dance**  
 Project Title: 2018 Underage Drinking Prevention Grant  
 Project Amount: **\$161,946.00**  
 Project Description: Social media outreach to teens to prevent alcohol impaired driving and underage drinking.  
 Match Amount: **\$0.00**

Indirect Cost: \$14,722.00  
Local Benefit: **No**  
TSEP Project: No

Project Number: **FDE-2018-58255-8255**

---

Sub-Recipient: **Prince William County**

Project Title: Partners for Safe Teen Driving

Project Amount: **\$103,117.00**

Project Description: Development and dissemination of presentation & outreach materials for parents of drivers in training.

Match Amount: **\$25,779.25**

Indirect Cost: \$5,517.00

Local Benefit: **No**

TSEP Project: No

Project Number: **FDE-2018-58320-8320**

---

Sub-Recipient: **Virginia Dept of Motor Vehicles**

Project Title: 45 hour Parent Teen Guide

Project Amount: **\$46,905.00**

Project Description: Printing and dissemination of the 45 Hour Parent Teen Guide for parents of aspiring young drivers.

Match Amount: **\$11,726.25**

Indirect Cost: \$0.00

Local Benefit: **No**

TSEP Project: No

Project Number: **FDE-2018-58395-8395**

---

Sub-Recipient: **Virginia Dept of Education**

Project Title: Driver Education

Project Amount: **\$207,000.00**

Project Description: Update driver education curriculum on highway safety issues and update & print the 45 Hour Parent Teen Guide.

Match Amount: **\$51,750.00**

Indirect Cost: \$0.00

Local Benefit: **No**

TSEP Project: No

Project Number: **FOP-2018-58107-8107**

---

Sub-Recipient: **Virginia Dept of State Police**

Project Title: (YOVASO) Youth of Virginia Speak Out Peer-to-Peer Traffic Safety Program - OP

Project Amount: **\$235,959.00**

Project Description: Peer-to-peer program for middle & high school students focusing on occupant protection.

Match Amount: **\$58,989.75**

Indirect Cost: \$21,451.00

Local Benefit: **No**

TSEP Project: No

Project Number: **FOP-2018-58200-8200**

---

Sub-Recipient: **Drive Safe Hampton Roads**

Project Title: Occupant Protection

Project Amount:	<b>\$52,117.00</b>
Project Description:	Occupant protection focused outreach efforts for teens & commercial drivers.
Match Amount:	<b>\$13,029.25</b>
Indirect Cost:	\$0.00
Local Benefit:	<b>\$52,117.00</b>
TSEP Project:	No



## Pedestrian Safety Program Area

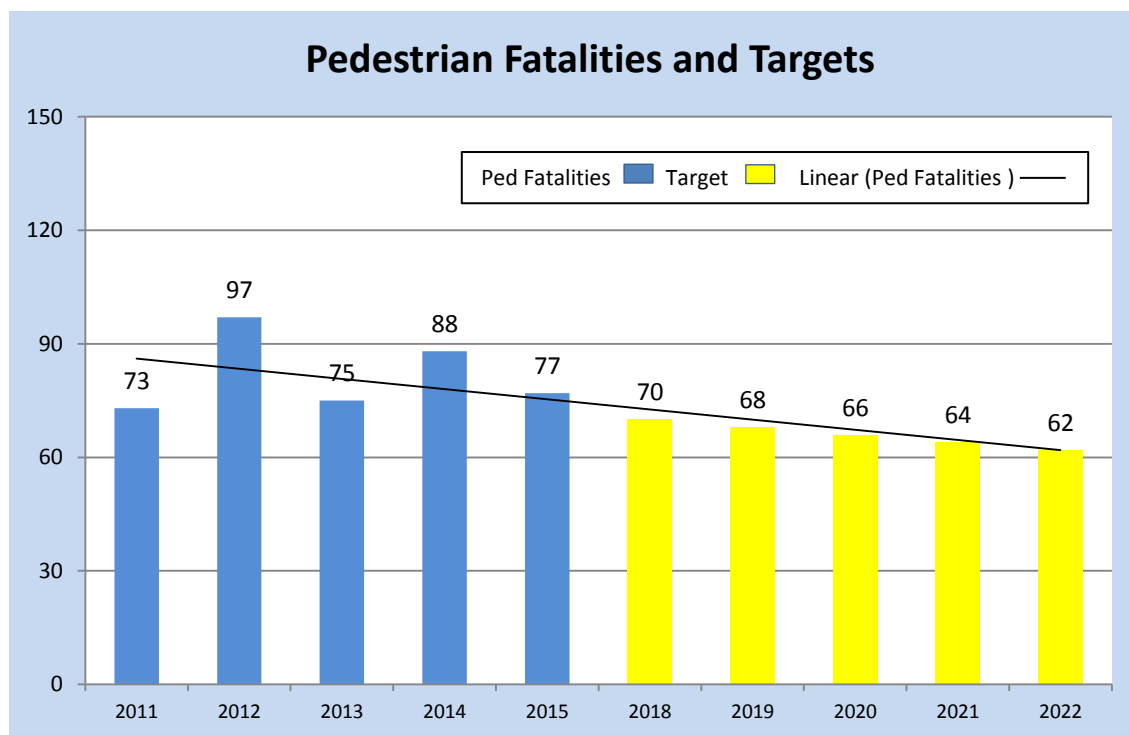
In Virginia, 122 pedestrians were killed in fatal crashes. The pedestrian was at fault fifty-two percent of the time. Crossing the roadway not at an intersection accounted for 27% (33) of pedestrian fatalities. Forty-nine percent or 59 of pedestrians were killed between the hours of 6pm and midnight, 42 percent (51) occurred on a roadway during darkness with the road not lighted. Sixty-eight percent of pedestrians were killed on an urban/city roadway followed by 32 percent on rural routes. Ninety-five percent or 116 of pedestrians killed were not wearing reflective clothing. Thirty-four percent or 41 of the pedestrians killed were drinking. The jurisdictions for pedestrian fatalities were Fairfax County (16) and Henrico County (7). The age group 51-65 had the highest number of pedestrian fatalities (31 or 26%), however fatalities age 66 and over increased 173% from 2015 (11 vs. 30).

Innovative strategies and funding to address this area should focus on alcohol, enforcement, education and awareness specifically during nighttime hours.

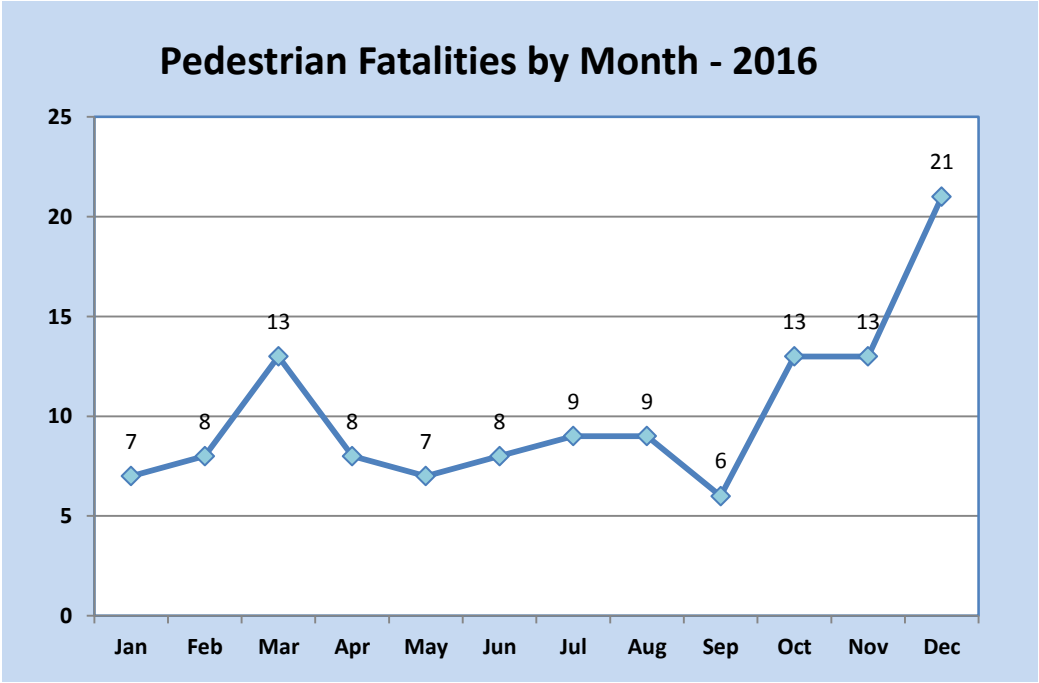
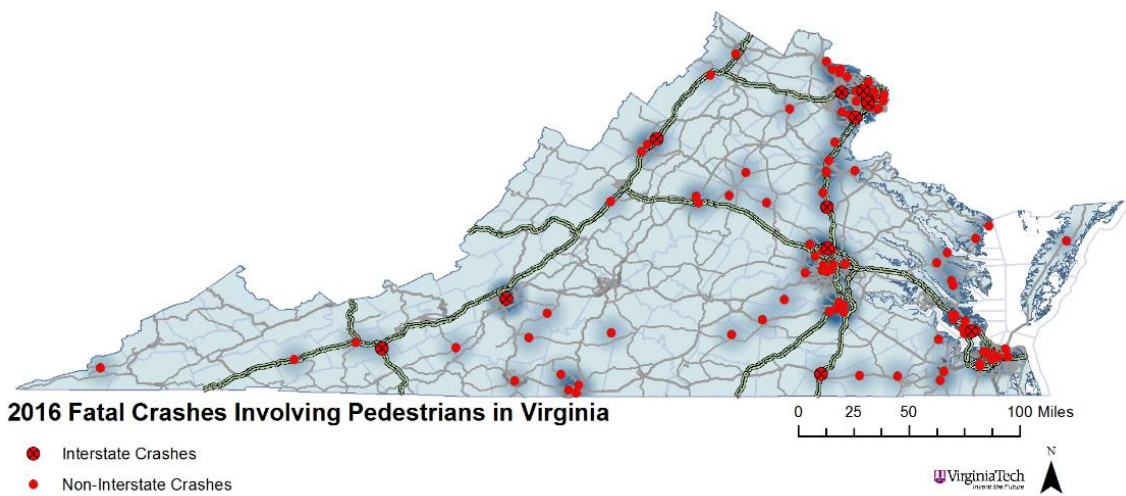
Measure C-10: Reduce **pedestrian fatalities** 9 percent from the 2015 calendar base year of 77 to 70 by December 31, 2018.

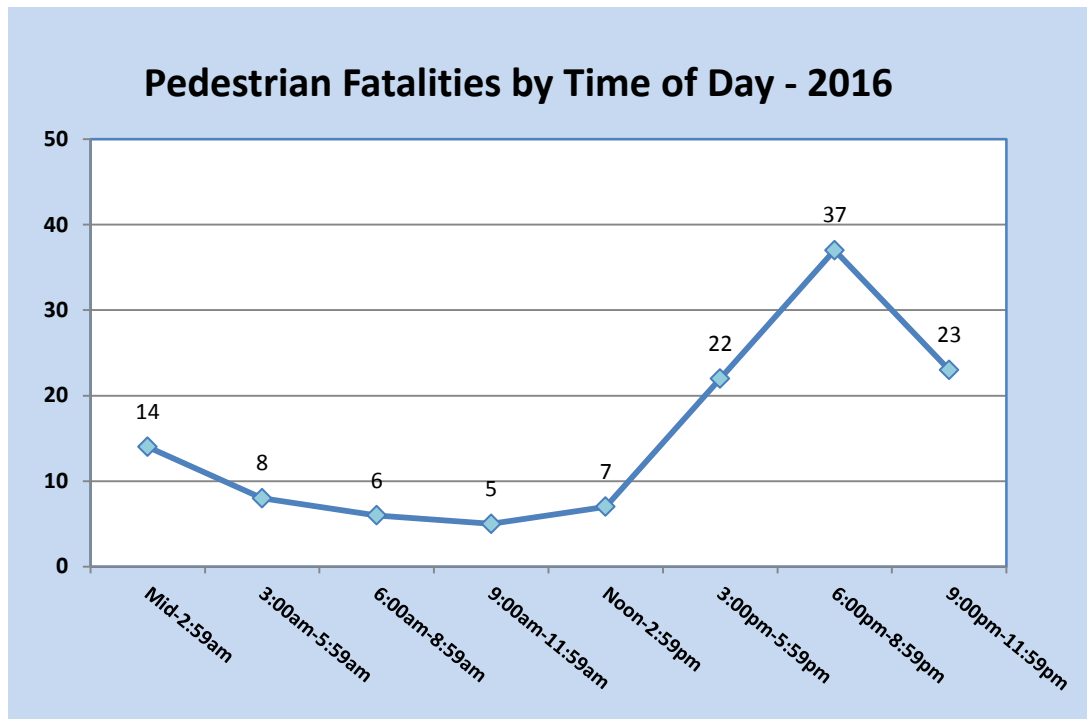
	Baseline Data					2018 Target
	2011	2012	2013	2014	2015	2016
<b>Pedestrian Fatalities (FARS)</b>	73	97	75	88	77	122
						70

Note: 2015 calendar base year data was used to calculate the 2018 target. 2016 is preliminary FARS data.



Justification: Virginia conducted trend analyses using annual data, 3-year and 5-year rolling averages. Virginia selected the 5 year rolling average (9 percent reduction) in pedestrian fatalities as a more achievable target than the actual number or 3-year rolling average.





## Strategies

1. Continue to develop countermeasures and implement strategies to address fatalities and serious injuries of pedestrian crashes occurring throughout the Commonwealth of Virginia through the Pedestrian Safety Task Force.
2. Conduct a minimum of 2 selective enforcement activities (CTW, Chapter 8, Section(s) 3.1, 4.2, 4.3, 4.4).
3. Partner with sub-grantees to conduct safety campaigns throughout 2018:
  - Partnering with law enforcement agencies in northern Virginia for the pedestrian and bicycle safety campaign in the fall and spring. (CTW, Chapter 8, Section(s) 3.1, 4.2, 4.3, 4.4, 4.5).
  - Combining bicycle and pedestrian enforcement and education to encourage everyone to share the road. (CTW, Chapter 8, Section(s) 3.1, 4.2, 4.3, 4.4).
4. Support creation and distribution of web-based and printed materials to increase awareness and understanding of sharing the roadway for all users, including pedestrians and bicycles. (CTW, Chapter 8, Section 4.5).
  - Support and maintain a bicycle and pedestrian safety website.
  - Distribute approximately 18,000 "Sharing the Roads in Virginia" pocket guides (English and Spanish) to Virginians containing thorough information about the Commonwealth's pedestrian and bicycling laws.

## Pedestrian Safety Program Area: Budget Summary

Program Area	Project Focus	Budget	Funding Source
PS	Pedestrian Safety	\$302,519.00	NHTSA 402
<b>Total All Funds</b>		<b>\$302,519.00</b>	

### PEDISTRIAN SAFETY PROJECTS

Project Number: **FPS-2018-58118-8118**  
Sub-Recipient: **Metropolitan Richmond Sports Backers, Inc.**  
Project Title: Working Towards Zero Pedestrian Deaths in the Richmond Region  
Project Amount: **\$18,900.00**  
Project Description: Pedestrian safety outreach efforts.  
Match Amount: **\$4,725.00**  
Indirect Cost: \$0.00  
Local Benefit: **\$18,900.00**  
TSEP Project: No

Project Number: **FPS-2018-58131-8131**  
Sub-Recipient: **Northern Virginia Regional Commission**  
Project Title: 2018 Share Virginia Roads Bicycle and Pedestrian Safety Activities and Outreach  
Project Amount: **\$74,445.00**  
Project Description: Bicycle and pedestrian safety outreach and training.  
Match Amount: **\$18,611.25**  
Indirect Cost: \$0.00  
Local Benefit: **\$61,000.00**  
TSEP Project: No

Project Number: **FPS-2018-58151-8151**  
Sub-Recipient: **Salem City**  
Project Title: Selective Enforcement - Pedestrian/Bicycle  
Project Amount: **\$1,980.00**  
Project Description: Selective enforcement for pedestrian and bicycle violations.  
Match Amount: **\$495.00**  
Indirect Cost: \$0.00  
Local Benefit: **\$1,980.00**  
TSEP Project: Yes

Project Number: **FPS-2018-58157-8157**  
Sub-Recipient: **Arlington County**  
Project Title: Selective Enforcement - Pedestrian/Bicycle  
Project Amount: **\$7,920.00**  
Project Description: Selective enforcement for pedestrian and bicycle violations.  
Match Amount: **\$1,980.00**  
Indirect Cost: \$0.00  
Local Benefit: **\$7,920.00**  
TSEP Project: Yes

Project Number: **FPS-2018-58178-8178**  
Sub-Recipient: **Prince William County**  
Project Title: Selective Enforcement - Pedestrian/Bicycle  
Project Amount: **\$6,750.00**  
Project Description: Selective enforcement for pedestrian and bicycle violations.  
Match Amount: **\$1,687.50**  
Indirect Cost: \$0.00  
Local Benefit: **\$6,750.00**  
TSEP Project: Yes

---

Project Number: **FPS-2018-58198-8198**  
Sub-Recipient: **Richmond City**  
Project Title: Selective Enforcement - Pedestrian/Bicycle  
Project Amount: **\$6,500.00**  
Project Description: Selective enforcement for pedestrian and bicycle violations.  
Match Amount: **\$1,625.00**  
Indirect Cost: \$0.00  
Local Benefit: **\$6,500.00**  
TSEP Project: Yes

---

Project Number: **FPS-2018-58298-8298**  
Sub-Recipient: **Harrisonburg City**  
Project Title: Selective Enforcement - Pedestrian/Bicycle  
Project Amount: **\$1,824.00**  
Project Description: Selective enforcement for pedestrian and bicycle violations.  
Match Amount: **\$456.00**  
Indirect Cost: \$0.00  
Local Benefit: **\$1,824.00**  
TSEP Project: Yes

---

Project Number: **FPS-2018-58326-8326**  
Sub-Recipient: **Roanoke City**  
Project Title: Selective Enforcement - Pedestrian/Bicycle  
Project Amount: **\$3,200.00**  
Project Description: Selective enforcement for pedestrian and bicycle violations.  
Match Amount: **\$800.00**  
Indirect Cost: \$0.00  
Local Benefit: **\$3,200.00**  
TSEP Project: Yes

---

Project Number: **FPS-2018-58330-8330**  
Sub-Recipient: **Fairfax County**  
Project Title: Selective Enforcement - Pedestrian/Bicycle  
Project Amount: **\$6,000.00**  
Project Description: Selective enforcement for pedestrian and bicycle violations.  
Match Amount: **\$1,500.00**  
Indirect Cost: \$0.00  
Local Benefit: **\$6,000.00**  
TSEP Project: Yes

---

Project Number:	<b>FPS-2018-58347-8347</b>
Sub-Recipient:	<b>Metro Washington Council of Gov</b>
Project Title:	Street Smart Pedestrian and Bicycle Safety Program
Project Amount:	<b>\$175,000.00</b>
Project Description:	Pedestrian and Bicycle Safety education and outreach (media).
Match Amount:	<b>\$43,750.00</b>
Indirect Cost:	\$0.00
Local Benefit:	<b>\$175,000.00</b>
TSEP Project:	No

---

## Bicycle Safety Program Area

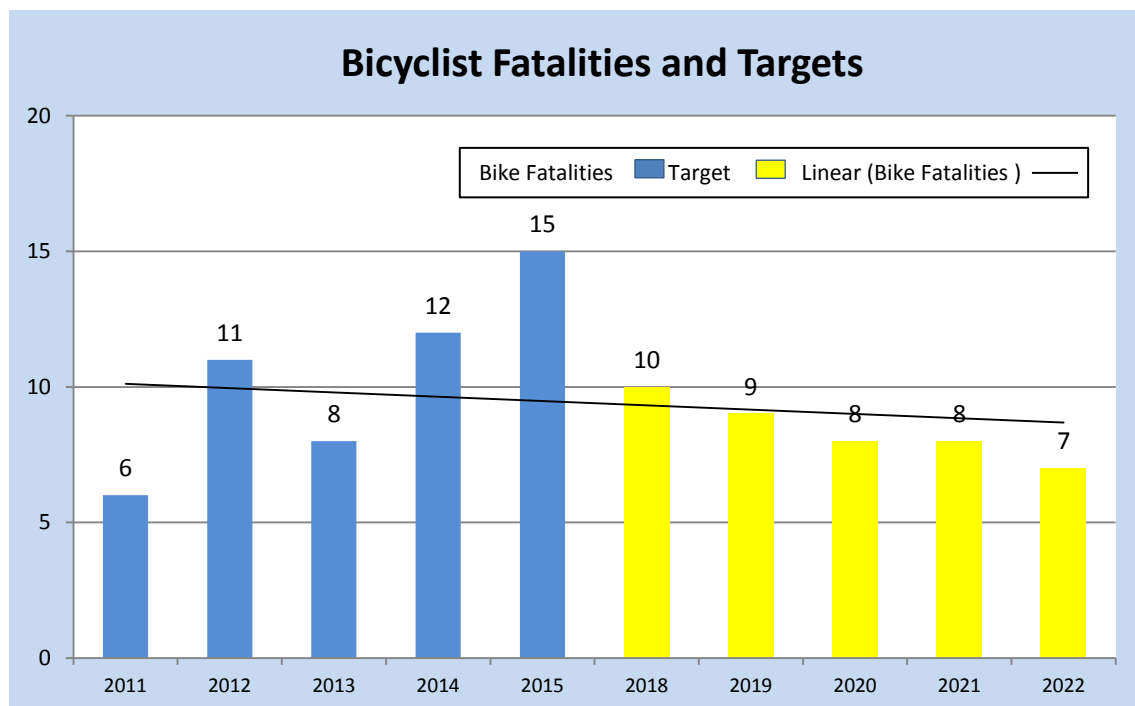
In Virginia, 10 bicyclists were killed in fatal crashes. The bicyclist was at fault seventy percent of the time. One hundred percent (10) of the bicyclists killed were not wearing a helmet. Sixty percent or 6 of the bicyclists were killed between the hours of 6pm and midnight. Fifty percent of bicyclists were killed on an urban/city roadway and 50 percent on rural routes. Nearly one third of the fatal crashes involving a bicycle occurred during the weekend (Friday/Saturday). Three (30%) of the bicyclists killed were drinking. Virginia Beach City had the highest number of bicycle fatalities (2). Sixty percent of the bicyclists killed were over age 50.

Innovative strategies and funding to address this area should focus on enforcement, education and awareness specifically during late afternoon.

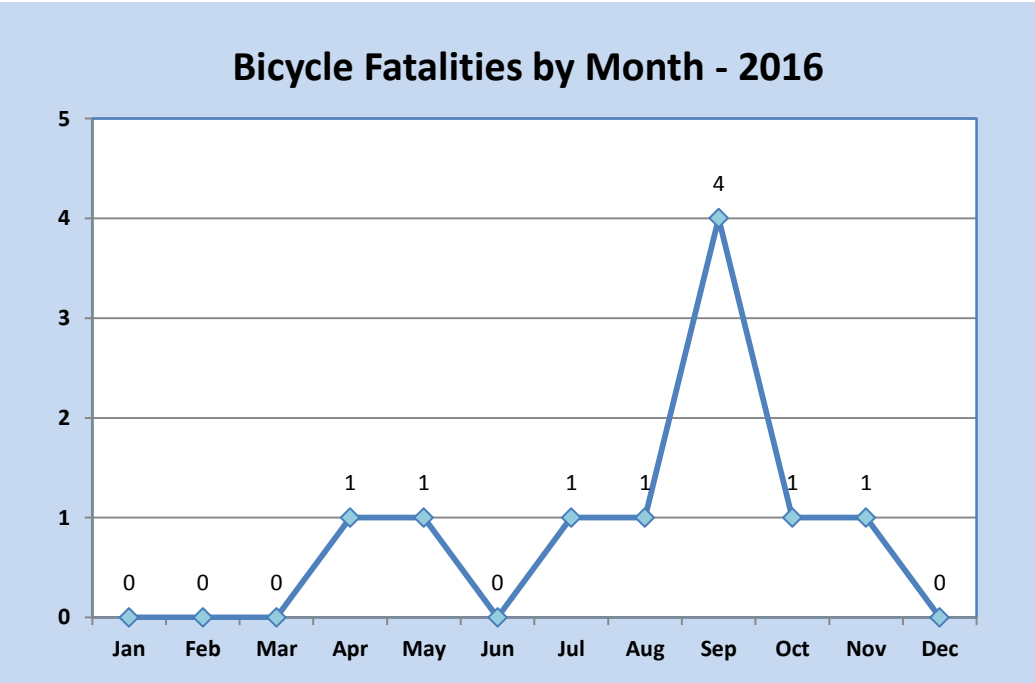
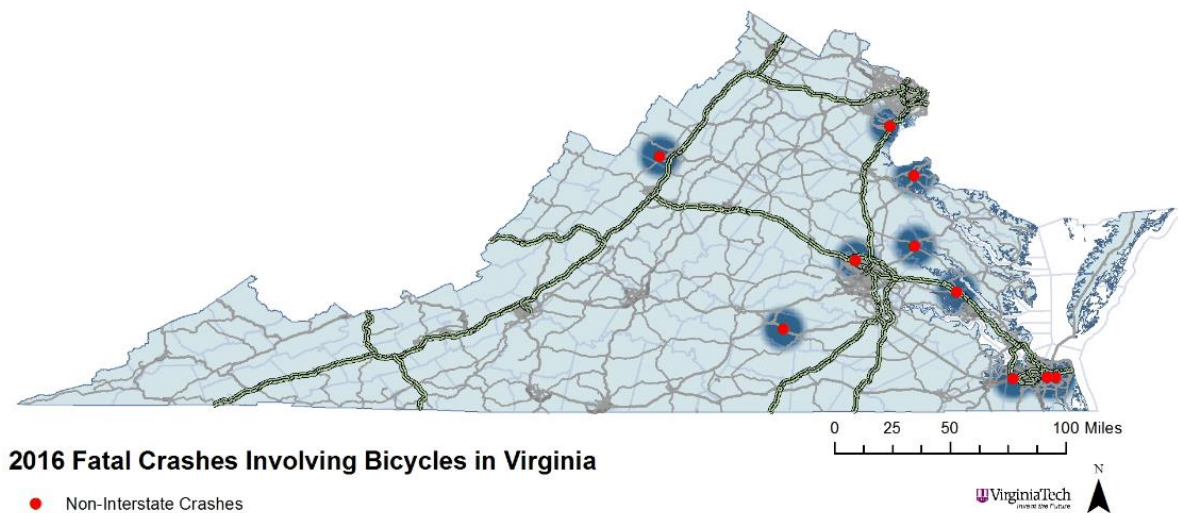
Measure C-11: Reduce **bicyclist fatalities** 33 percent from the 2015 calendar base year of 15 to 10 by December 31, 2018.

	Baseline Data					2018 Target
	2011	2012	2013	2014	2015	
<b>Bicyclist Fatalities (FARS)</b>	6	11	8	12	15	10

Note: 2015 calendar base year data was used to calculate the 2018 target. 2016 is preliminary FARS data.

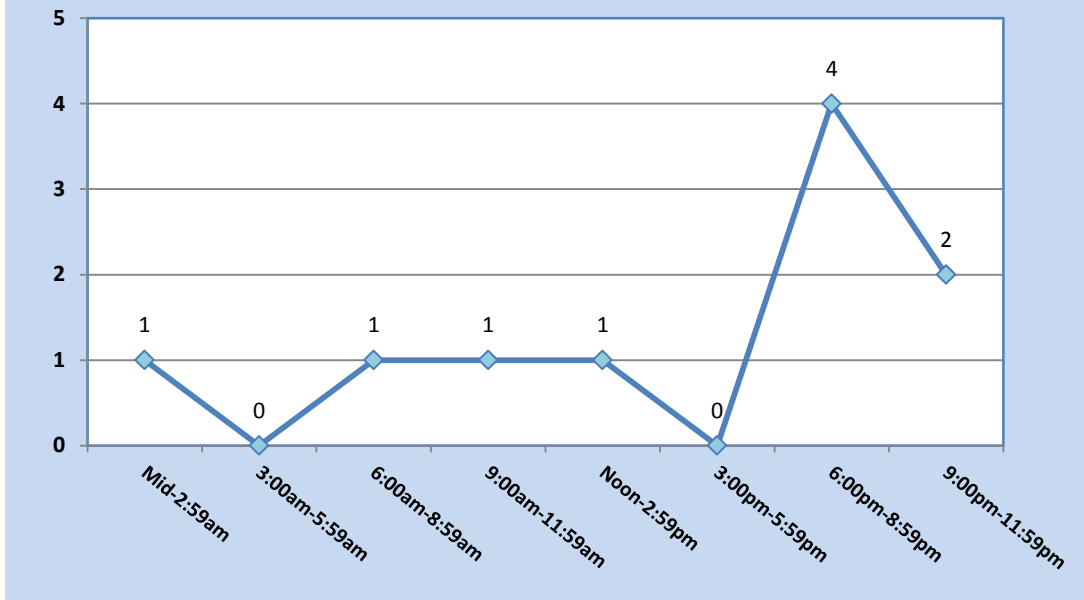


Justification: Virginia conducted trend analyses using actual, 3-year and 5-year rolling averages. Virginia selected the 5 year rolling average (33 percent reduction) in bicyclist fatalities as a more achievable target than the annual or 3-year rolling average.





### Bicycle Fatalities by Time of Day - 2016



### Strategies

- 1 Conduct a minimum of 2 selective enforcement activities (CTW, Chapter 9, Section(s) 3.3).
- 2 Partner with sub-grantees to conduct safety campaigns throughout 2018:
  - Partnering with law enforcement agencies in northern Virginia for the pedestrian and bicycle safety campaign in the fall and spring. (CTW, Chapter 9, Section(s) 1.3, 2.2, 3.2, 3.3, 4.1, 4.2).
  - Combining bicycle and pedestrian enforcement and education to encourage everyone to share the road. (CTW, Chapter 9, Section(s) 1.3, 2.2, 3.2, 4.1, 4.2, 4.3, 4.4).
- 3 Support creation and distribution of web-based and printed materials to increase awareness and understanding of sharing the roadway for all users, including pedestrians and bicycles. (CTW, Chapter 9, Sections 1.3, 2.2, 3.2, 4.1, 4.2).
  - Support and maintain a bicycle and pedestrian safety website.
  - Distribute approximately 20,000 "Sharing the Roads in Virginia" pocket guides (English and Spanish) to Virginians containing thorough information about the Commonwealth's pedestrian and bicycling laws.
- 4 Conduct bicycle safety training events and create bicycle awareness messaging. (CTW, Chapter 9, Sections 1.3, 2.2, 3.2, 4.1, 4.2).

### Bicycle Safety Program Area: Budget Summary

Program Area	Project Focus	Budget	Funding Source
PS	Bicycle Safety	\$302,519.00	NHTSA 402
<b>Total All Funds</b>		<b>\$302,519.00</b>	

## BICYCLE SAFETY PROJECTS

Project Number:	<b>FPS-2018-58118-8118</b>
Sub-Recipient:	<b>Metropolitan Richmond Sports Backers, Inc.</b>
Project Title:	Working Towards Zero Pedestrian Deaths in the Richmond Region
Project Amount:	<b>\$18,900.00</b>
Project Description:	Pedestrian safety outreach efforts.
Match Amount:	<b>\$4,725.00</b>
Indirect Cost:	\$0.00
Local Benefit:	<b>\$18,900.00</b>
TSEP Project:	No
Project Number:	<b>FPS-2018-58131-8131</b>
Sub-Recipient:	<b>Northern Virginia Regional Commission</b>
Project Title:	2018 Share Virginia Roads Bicycle and Pedestrian Safety Activities and Outreach
Project Amount:	<b>\$74,445.00</b>
Project Description:	Bicycle and pedestrian safety outreach and training.
Match Amount:	<b>\$18,611.25</b>
Indirect Cost:	\$0.00
Local Benefit:	<b>\$61,000.00</b>
TSEP Project:	No
Project Number:	<b>FPS-2018-58151-8151</b>
Sub-Recipient:	<b>Salem City</b>
Project Title:	Selective Enforcement - Pedestrian/Bicycle
Project Amount:	<b>\$1,980.00</b>
Project Description:	Selective enforcement for pedestrian and bicycle violations.
Match Amount:	<b>\$495.00</b>
Indirect Cost:	\$0.00
Local Benefit:	<b>\$1,980.00</b>
TSEP Project:	Yes
Project Number:	<b>FPS-2018-58157-8157</b>
Sub-Recipient:	<b>Arlington County</b>
Project Title:	Selective Enforcement - Pedestrian/Bicycle
Project Amount:	<b>\$7,920.00</b>
Project Description:	Selective enforcement for pedestrian and bicycle violations.
Match Amount:	<b>\$1,980.00</b>
Indirect Cost:	\$0.00
Local Benefit:	<b>\$7,920.00</b>
TSEP Project:	Yes
Project Number:	<b>FPS-2018-58178-8178</b>
Sub-Recipient:	<b>Prince William County</b>
Project Title:	Selective Enforcement - Pedestrian/Bicycle
Project Amount:	<b>\$6,750.00</b>
Project Description:	Selective enforcement for pedestrian and bicycle violations.
Match Amount:	<b>\$1,687.50</b>
Indirect Cost:	\$0.00
Local Benefit:	<b>\$6,750.00</b>

TSEP Project:	Yes
Project Number:	<b>FPS-2018-58198-8198</b>
Sub-Recipient:	<b>Richmond City</b>
Project Title:	Selective Enforcement - Pedestrian/Bicycle
Project Amount:	<b>\$6,500.00</b>
Project Description:	Selective enforcement for pedestrian and bicycle violations.
Match Amount:	<b>\$1,625.00</b>
Indirect Cost:	\$0.00
Local Benefit:	<b>\$6,500.00</b>
TSEP Project:	Yes
Project Number:	<b>FPS-2018-58298-8298</b>
Sub-Recipient:	<b>Harrisonburg City</b>
Project Title:	Selective Enforcement - Pedestrian/Bicycle
Project Amount:	<b>\$1,824.00</b>
Project Description:	Selective enforcement for pedestrian and bicycle violations.
Match Amount:	<b>\$456.00</b>
Indirect Cost:	\$0.00
Local Benefit:	<b>\$1,824.00</b>
TSEP Project:	Yes
Project Number:	<b>FPS-2018-58326-8326</b>
Sub-Recipient:	<b>Roanoke City</b>
Project Title:	Selective Enforcement - Pedestrian/Bicycle
Project Amount:	<b>\$3,200.00</b>
Project Description:	Selective enforcement for pedestrian and bicycle violations.
Match Amount:	<b>\$800.00</b>
Indirect Cost:	\$0.00
Local Benefit:	<b>\$3,200.00</b>
TSEP Project:	Yes
Project Number:	<b>FPS-2018-58330-8330</b>
Sub-Recipient:	<b>Fairfax County</b>
Project Title:	Selective Enforcement - Pedestrian/Bicycle
Project Amount:	<b>\$6,000.00</b>
Project Description:	Selective enforcement for pedestrian and bicycle violations.
Match Amount:	<b>\$1,500.00</b>
Indirect Cost:	\$0.00
Local Benefit:	<b>\$6,000.00</b>
TSEP Project:	Yes
Project Number:	<b>FPS-2018-58347-8347</b>
Sub-Recipient:	<b>Metro Washington Council of Gov</b>
Project Title:	Street Smart Pedestrian and Bicycle Safety Program
Project Amount:	<b>\$175,000.00</b>
Project Description:	Pedestrian and Bicycle Safety education and outreach (media).
Match Amount:	<b>\$43,750.00</b>
Indirect Cost:	\$0.00
Local Benefit:	<b>\$175,000.00</b>
TSEP Project:	No

## Traffic Records Program Area

Virginia has one of the strongest Traffic Records Program in the nation. Its Traffic Records Electronic Data System (TREDS), a state-of-the art highway safety information system, has garnered both state and national recognition. Virginia's latest Traffic Records Assessment was completed in May 2016 and its overall traffic records program rated above the national average in all but one core component system. VAHSO rated ninety-three percent in crash, planning, management, data use, analysis and integration of the national criteria for an "ideal" traffic records program. This is nearly 20 points higher/above the national average of seventy-three percent. Virginia, through guidance from its Traffic Records Coordinating Committee (TRCC), and coordination of projects listed in both the Virginia Traffic Records Strategic Plan and the HSP, will continue to enhance and monitor the quality and quantity of data in TREDS by implementing the most efficient and effective integration and linkage projects and enhancing its analysis and reporting capabilities, as demonstrated by projects being planned for implementation.

Innovative strategies should focus on continued enhancement of electronic data with emphasis on accuracy, timeliness, uniformity, integration, completeness and accessibility of traffic records data in TREDS and other major traffic records databases (driver, citation, roadway, injury surveillance and courts.) This will also involve database and data elements linkages of the various traffic records systems.

Measure: Continue to enhance the collection, accuracy, timeliness, uniformity, integration, completeness and accessibility of the traffic records data in TREDS by December 31, 2018.

### Strategies

1. Increase 2017 street level crash location data from 0 to 125,000
2. Increase electronic submission of crash reports by law enforcement from 96 percent to 98 percent (TR Assessment recommendation)
3. Integrate 2 additional ignition interlock vendors to TREDS to electronically capture vendor interlock information (TR Assessment recommendation)
4. Implement a minimum of 5 new crash business rules in TREDS to enhance at least one of the six characteristics of the core database (accuracy, timeliness, uniformity, integration, completeness and accessibility) (TR Assessment recommendation)
5. Interface the crash data system with EMS/ISS (TR Assessment recommendation)
6. Develop three new driver system performance measures (TR Assessment recommendation)
7. Develop three new vehicle system performance measures (TR Assessment recommendation)
8. Create reporting in TREDS for VASAP and VAHSO management staff to make better program decisions.

### Traffic Records/Data Program Area: Budget Summary

Program Area	Project Focus	Budget	Funding Source
154AL	Traffic Records / Alcohol Projects	\$101,000.00	154 Transfer Funds
M3DA	Data Program	\$1,372,850	405c Data Program
TR	Traffic Records	\$617,710.00	NHTSA 402
<b>Total All Funds</b>		<b>\$2,091,560.00</b>	

### TRAFFIC RECORDS/DATA PROJECTS

Project Number: **154AL-2018-58193-8193**  
 Sub-Recipient: **Virginia Dept of Motor Vehicles**  
 Project Title: DUI Data/Analysis/VASAP Projects  
 Project Amount: **\$101,000.00**  
 Project Description: IT services, training, & travel for ignition interlock system and other alcohol projects.  
 Match Amount: **\$0.00**  
 Indirect Cost: \$0.00  
 Local Benefit: **\$75,750.00**  
 TSEP Project: No

Project Number: **FM3DA-2018-58345-8345**  
 Sub-Recipient: **Virginia Dept of Motor Vehicles**  
 Project Title: S2S Verification System  
 Project Amount: **\$60,000.00**  
 Project Description: Hire contractors to eliminate duplicate records from driver system.  
 Match Amount: **\$15,000.00**  
 Indirect Cost: \$0.00  
 Local Benefit: **No**  
 TSEP Project: No

Project Number: **M3DA-2018-58202-8202**  
 Sub-Recipient: **Virginia Dept of Motor Vehicles**  
 Project Title: TREDs Projects - Virginia Highway Safety Information System  
 Project Amount: **\$1,312,850.00**  
 Project Description: IT services, temp staff, law enforcement TREDs and crash report training.  
 Match Amount: **\$328,212.50**  
 Indirect Cost: \$0.00  
 Local Benefit: **No**  
 TSEP Project: No

Project Number: **FTR-2018-58163-8163**  
 Sub-Recipient: **Virginia Dept of Motor Vehicles**  
 Project Title: VAHSO/VA Tech Crash Location Project  
 Project Amount: **\$251,857.00**

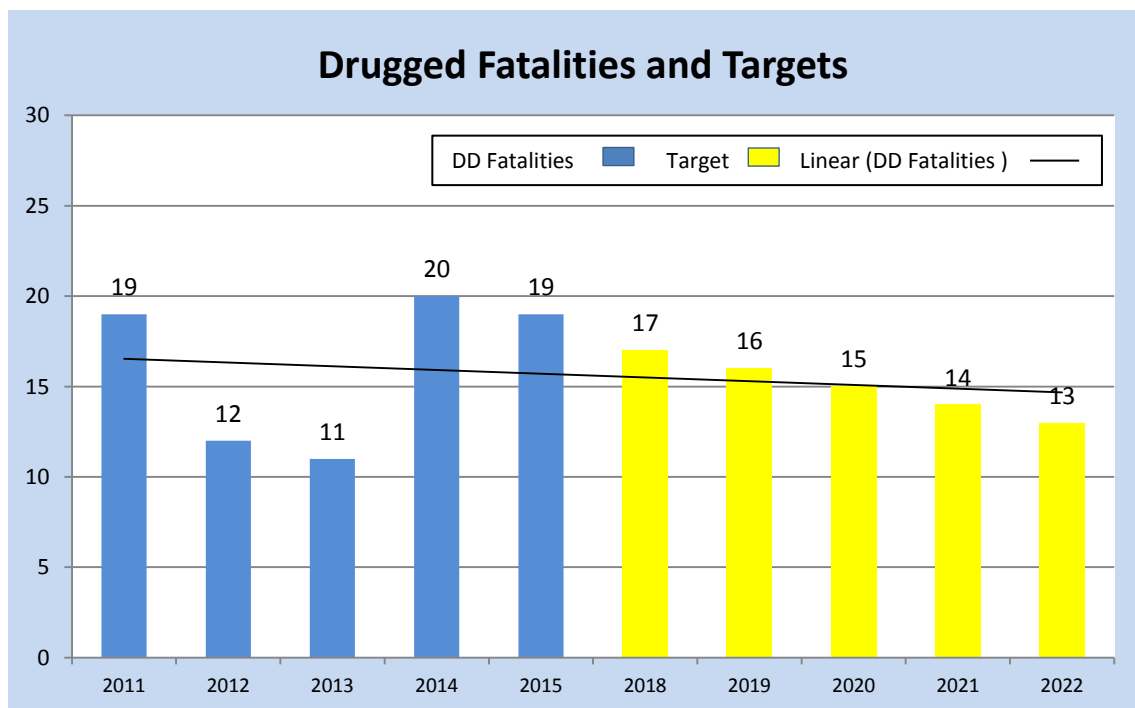
Project Description:	Locate crashes on all VA roads, maps for problem ID, crash tool management & project oversight.
Match Amount:	<b>\$62,964.25</b>
Indirect Cost:	\$40,388.00
Local Benefit:	<b>No</b>
TSEP Project:	No
Project Number:	<b>FTR-2018-58177-8177</b>
Sub-Recipient:	<b>Virginia Dept of Motor Vehicles</b>
Project Title:	VAHSO/TR Program - Data Analyst
Project Amount:	<b>\$60,750.00</b>
Project Description:	P-14 analyst position in support of Traffic Records, Planning and Analysis Office.
Match Amount:	<b>\$15,187.50</b>
Indirect Cost:	\$0.00
Local Benefit:	<b>No</b>
TSEP Project:	No
Project Number:	<b>FTR-2018-58184-8184</b>
Sub-Recipient:	<b>Virginia Dept of Motor Vehicles</b>
Project Title:	VA Tech Analytics and Reporting
Project Amount:	<b>\$260,253.00</b>
Project Description:	Analysis and reporting projects (real-time, trend and predictive) on all behavioral programs in Virginia.
Match Amount:	<b>\$65,063.25</b>
Indirect Cost:	\$38,080.00
Local Benefit:	<b>No</b>
TSEP Project:	No
Project Number:	<b>FTR-2018-58286-8286</b>
Sub-Recipient:	<b>Supreme Court of Va</b>
Project Title:	Improve Traffic Data: Create New and Modify Existing Traffic Reports
Project Amount:	<b>\$44,850.00</b>
Project Description:	IT and reporting services to create and modify existing traffic citation reports for VAHSO.
Match Amount:	<b>\$11,212.50</b>
Indirect Cost:	\$0.00
Local Benefit:	<b>No</b>
TSEP Project:	No

## Drugged Driver Fatalities

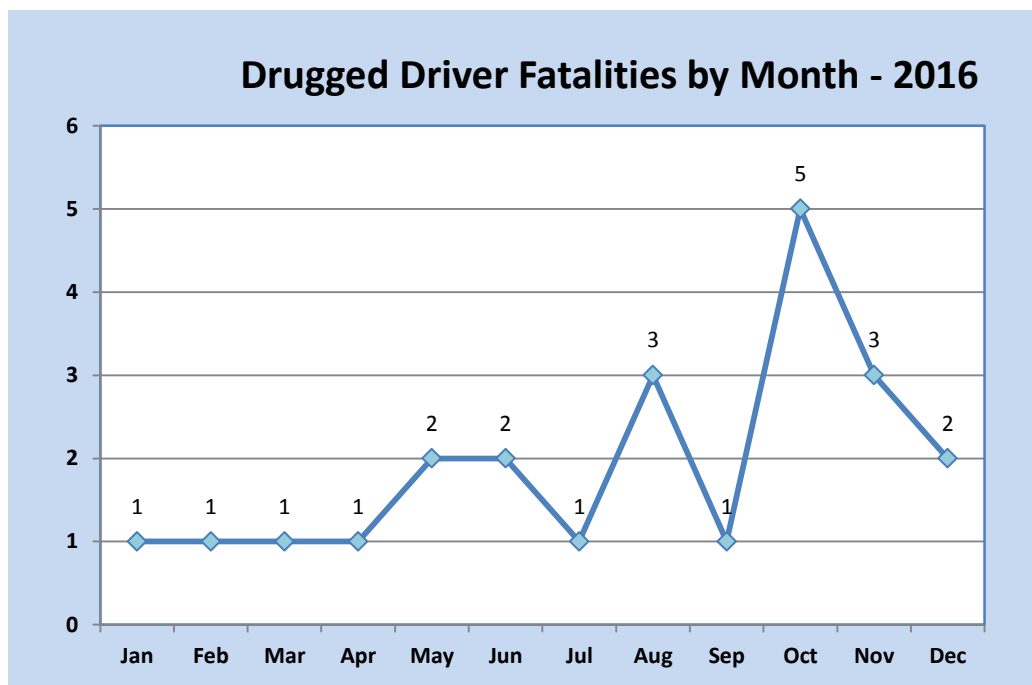
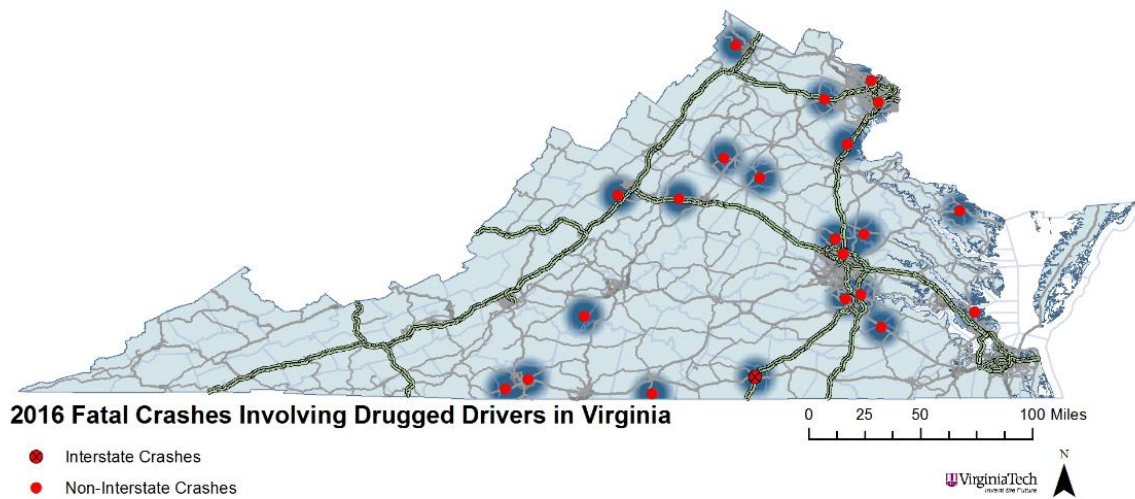
In Virginia, drugged driver fatalities increased 21% in 2016 as compared to 2015 (23 vs. 19). Failure to maintain control of the vehicle, running off the road accounted for forty-eight percent of the fatalities. Sixty-five percent of the drugged driver fatalities were between the ages of 36-65. Forty-eight percent of the fatalities occurred during the evening/night hours between the hours of 3 pm and midnight. Four drugged driver had also been drinking (not know whether impaired). The top jurisdictions for the drugged driver fatalities were Chesterfield County, Fairfax County, Henry County and Prince William County (all had 2).

Measure: Reduce drugged driving **fatalities** 11 percent from the 2015 calendar base year of 19 to 17 by December 31, 2018.

	Baseline Data						2018 Target
	2011	2012	2013	2014	2015	2016	17
<b>Drugged Driver Fatalities (FARS)</b>	19	12	11	20	19	23	

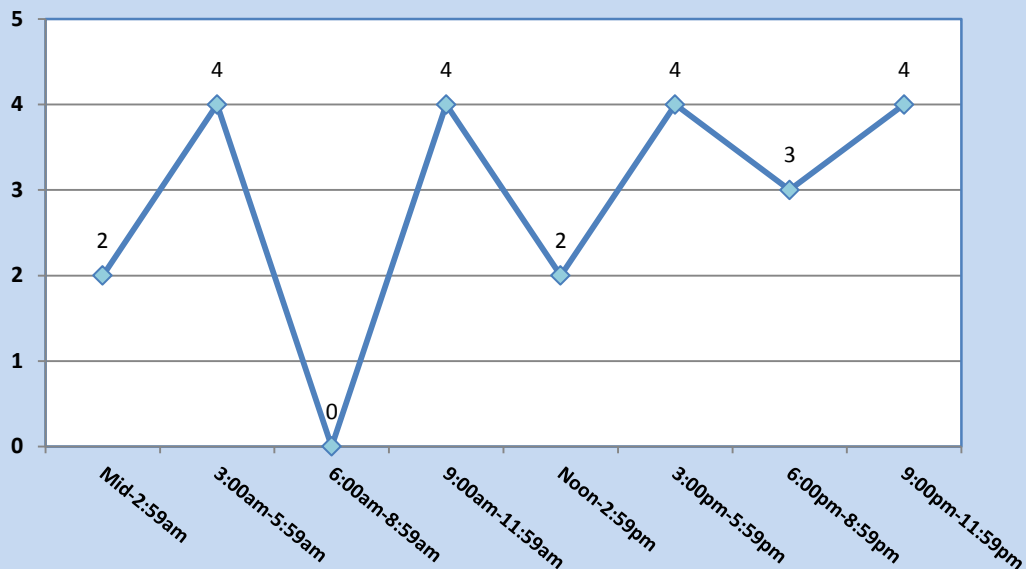


Justification: Virginia conducted trend analyses using actual, 3-year and 5-year rolling averages. Virginia selected the percentage change (11 percent reduction) in drugged driving fatalities as a more achievable target than the annual or 3-year or 5-year rolling average.





### Drugged Fatalities by Time of Day - 2016



### Strategies

1. Conduct Advanced Roadside Impaired Driving Enforcement (ARIDE) training throughout Virginia – 4 courses per year, 1 per quarter (CTW, Chapter 1, Section(s) 7.1, 7.3)
2. Continue to develop the Drug Recognition Expert Program, including ensuring that at least 20 DRE's are certified and active. (CTW, Chapter 1, Section(s) 7.1, 7.3)
3. Conduct a statewide training session for Virginia drug court staff (CTW, Chapter 1, Section(s) 3.1, 4.1, 4.4)
4. Conduct Advanced DUID training for law enforcement and prosecutors to inform them of the latest trends, the DRE program, recent changes to legislation, best practices, and refresh their skills. (CTW, Chapter 1, Section(s) 7.1, 7.3)

### Drugged Driver Safety: Budget Summary

Program Area	Project Focus	Budget	Funding Source
M6OT	Drugged Driver	\$116,000.00	405d Impaired Driving Low
<b>Total All Funds</b>		<b>\$116,000.00</b>	

## DRUGGED DRIVER PROJECTS

Project Number: **M6OT-2018-58398-8398**

---

**Virginia Dept of Motor Vehicles**  
Sub-Recipient:  
Project Title: ARIDE Training  
Project Amount: **\$30,000.00**  
Project Description: Law enforcement training in Advanced Recognition of Impaired Driving Enforcement.  
Match Amount: **\$7,500.00**  
Indirect Cost: \$0.00  
Local Benefit: **No**  
TSEP Project: No

Project Number: **M6OT-2018-58413-8413**

---

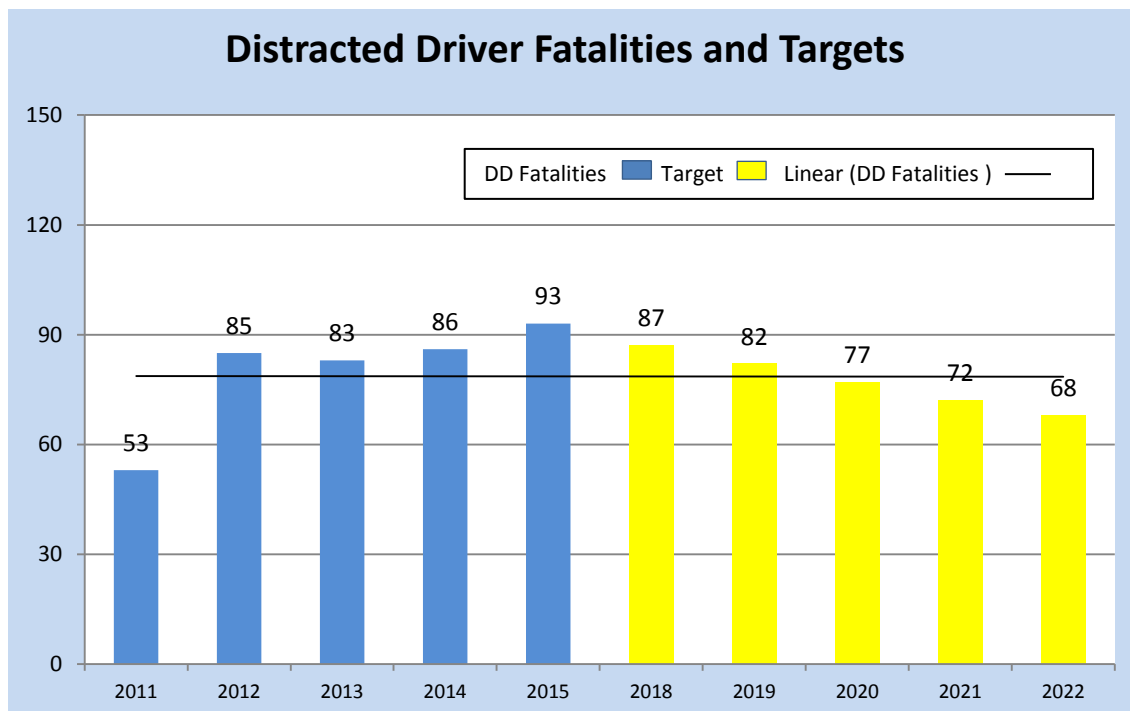
**Virginia Dept of Motor Vehicles**  
Sub-Recipient:  
Project Title: DRE Program  
Project Amount: **\$86,000.00**  
Project Description: Law enforcement training, certification & equipping of Drug Recognition Experts.  
Match Amount: **\$21,500.00**  
Indirect Cost: \$0.00  
Local Benefit: **No**  
TSEP Project: No

## Distracted Driver Fatalities

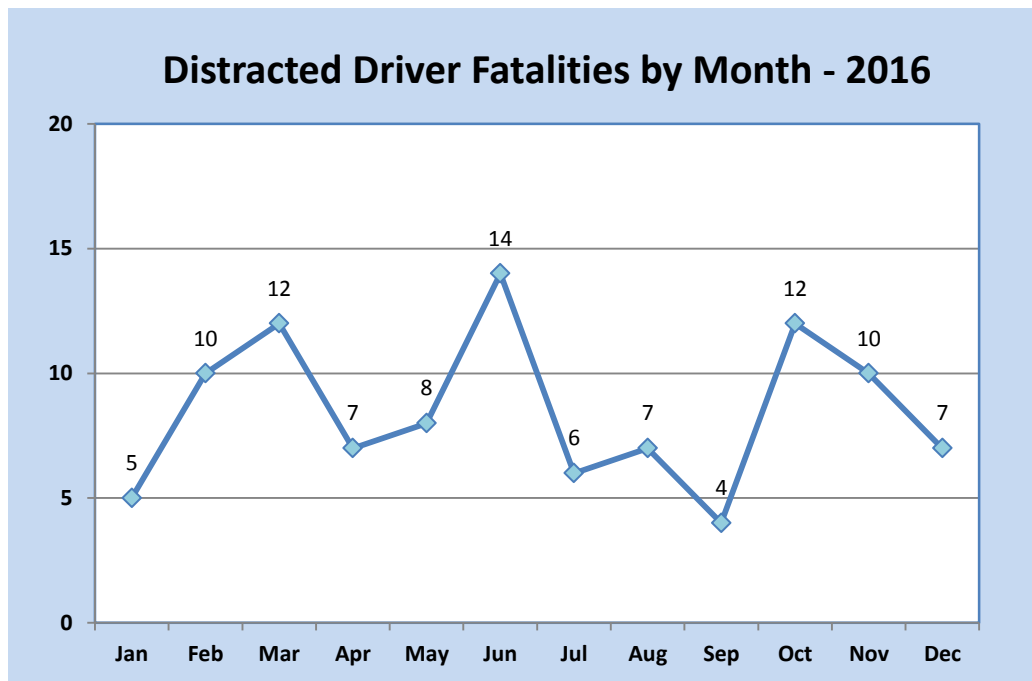
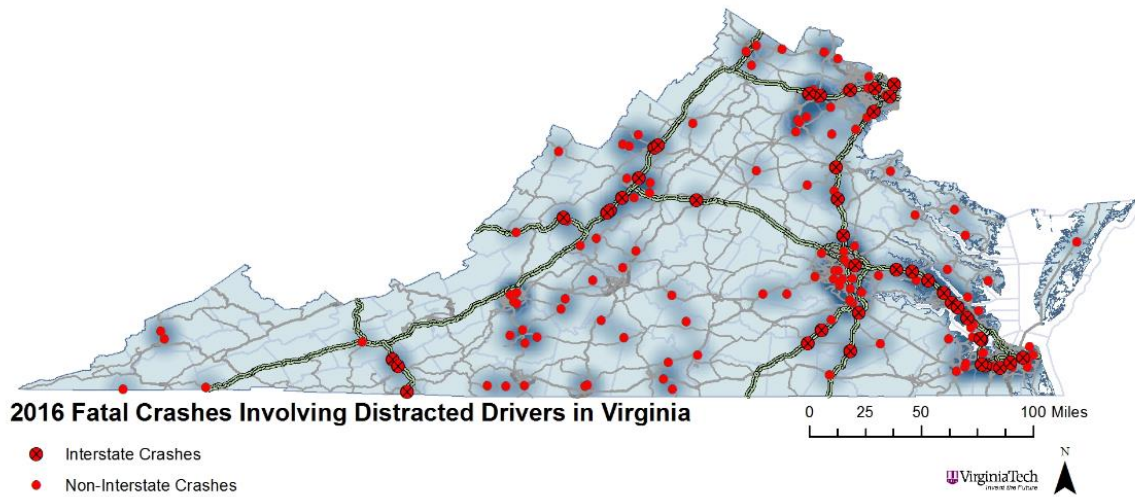
In Virginia, distracted driver fatalities increased in 2016 as compared to 2015 (111 vs. 93). There were also 65 other persons killed in addition to the distracted drivers. Failure to maintain control of the vehicle, running off the road and speed accounted for sixty-one percent of the distracted driver fatalities. The top driver distraction was eyes not on the road. Eighty-six percent (95) of distracted driver fatalities were age 21 or older. Fifty-three percent (59) of the distracted driver fatalities were between the ages of 21-50, and thirty-two percent (36) ages 51 and over. The months of March, June and October had the highest number of distracted driver fatalities (38 or 34%). Twenty-nine percent of the fatalities occurred between the hours of noon and 6 pm. Thirteen percent of the distracted drivers had been drinking. The top jurisdictions for the distracted driver fatalities were Chesterfield County (7), Newport News City (6) and Prince William County (5).

Measure: Reduce distracted driver **fatalities** 6 percent from the 2015 calendar base year of 93 to 87 by December 31, 2018.

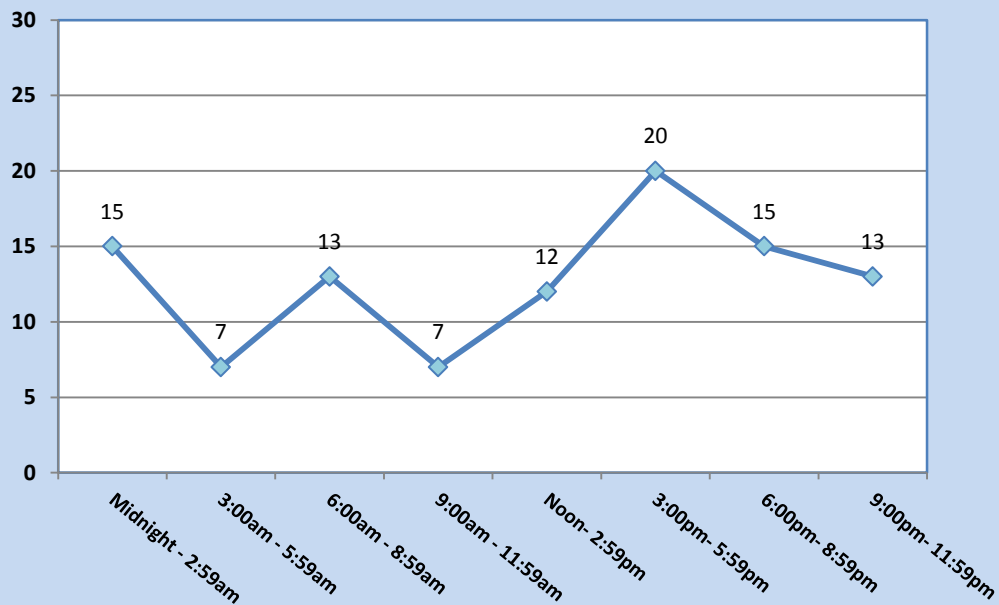
	Baseline Data					2016	2018 Target
	2011	2012	2013	2014	2015		
<b>Distracted Driver Fatalities</b>	53	85	83	86	93	111	87



Justification: Virginia conducted trend analyses using actual, 3-year and 5-year rolling averages. Virginia selected the percentage change (6 percent reduction) in distracted driver fatalities as a more achievable target than the annual or 3-year or 5-year rolling average.



### Distracted Driver Fatalities by Time of Day - 2016



### Strategies

1. Continue to support education and training through scholarships for law enforcement and teachers to attend the Distracted Driving Summit. (CTW Chapter 4 – Section(s) 2.2, 3.2).
2. Include distracted driving prevention messaging in youth peer to peer educational programs. (CTW Chapter 4 – Section(s) 2.2, 3.2).

## Drowsy Driver Fatalities

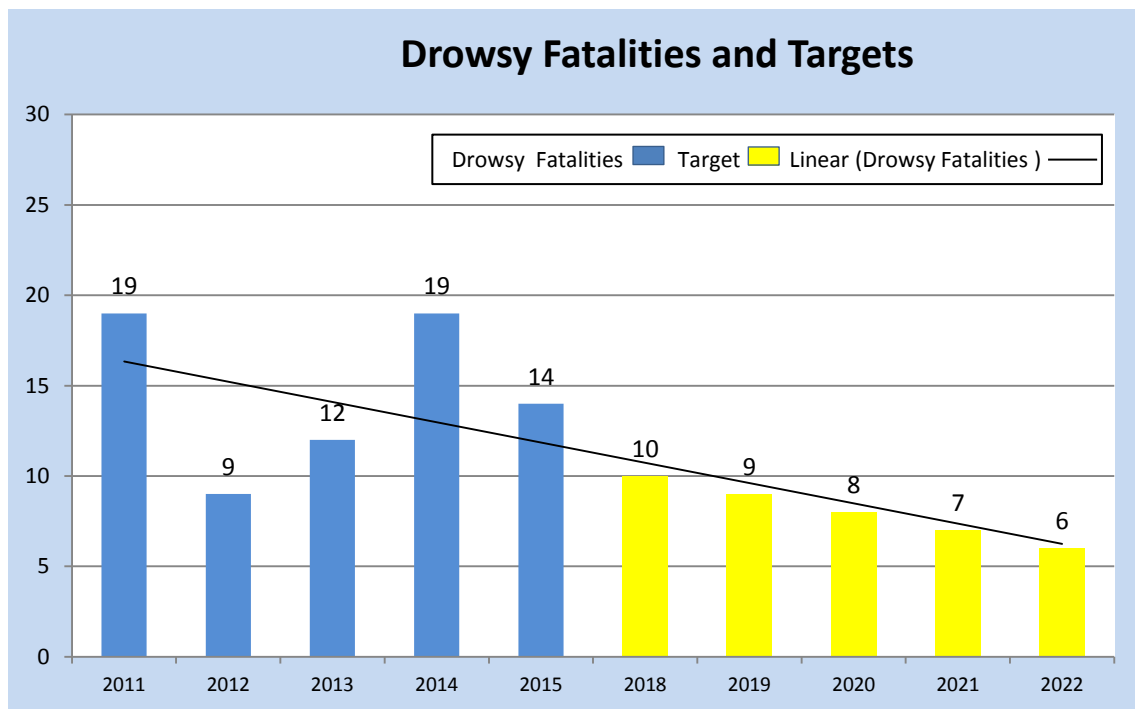
In Virginia, drowsy driver fatalities decreased forty-seven percent in 2016 as compared to 2015 (19 vs.10). Failure to maintain control of the vehicle, running off the road accounted for eighty percent of the fatalities. Forty percent of the drowsy driver fatalities were between the ages of 21-35. Seventy percent (7) of the drowsy driver fatalities were apparently asleep and thirty percent (3) were fatigued. Forty percent of the fatalities occurred between the hours of 6am and noon. Ten fatalities occurred in 10 different jurisdictions, however the top region for the drowsy driver fatalities was Staunton (4).

Innovative strategies and funding to address this area should focus on enforcement, education and awareness specifically during late afternoon.

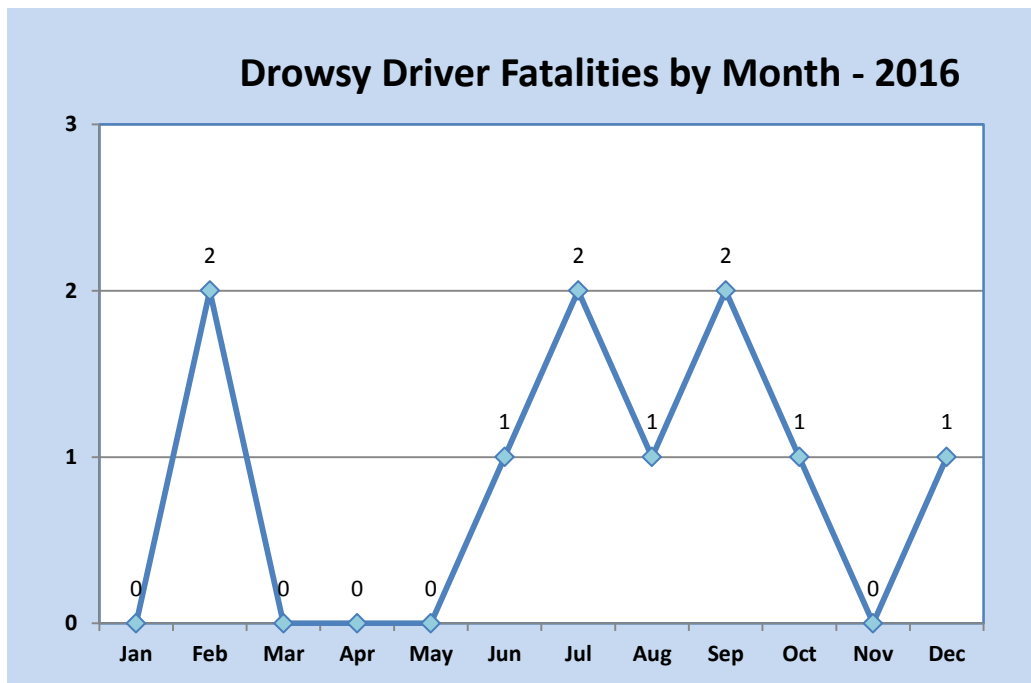
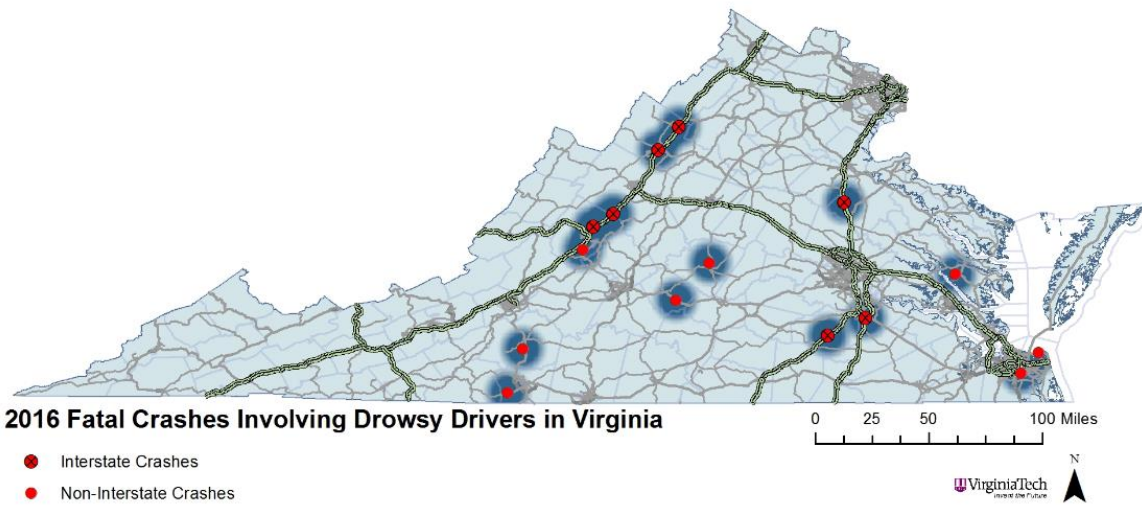
Measure: Reduce drowsy driving fatalities 29 percent from the 2015 calendar base year of 14 to 10 by December 31, 2018.

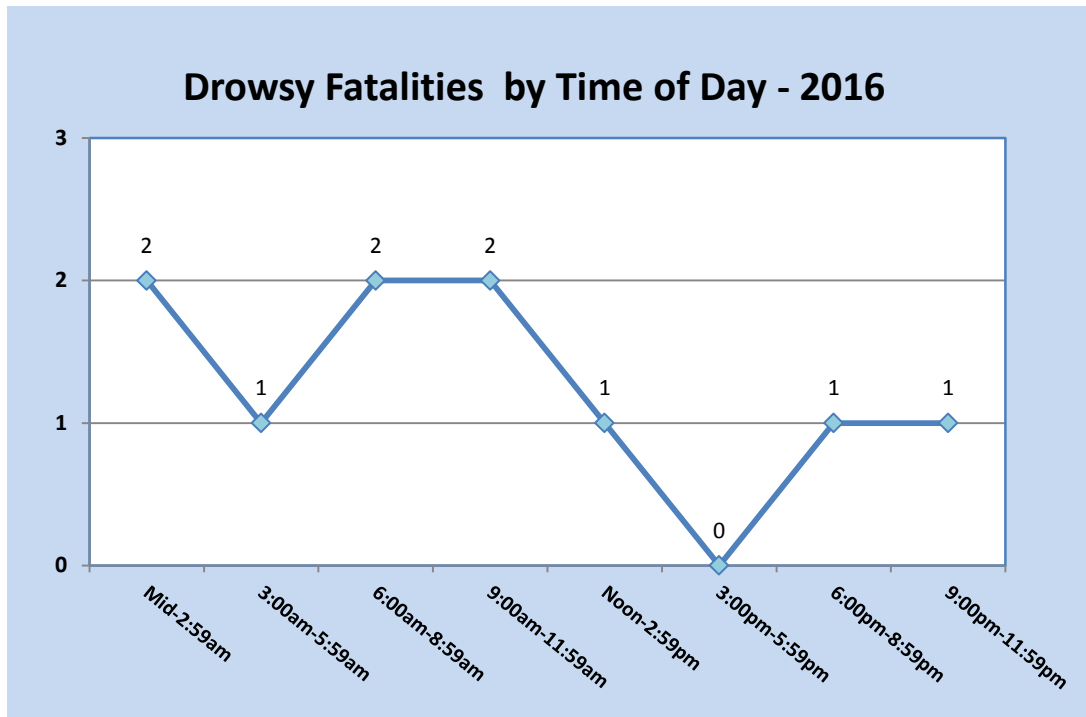
	Baseline Data					2016	2018 Target
	2011	2012	2013	2014	2015		
<b>Drowsy Driving Fatalities</b>	19	9	12	19	14	10	10

Note: Drowsy Driver - apparently asleep or fatigued



Justification: Virginia conducted trend analyses using actual, 3-year and 5-year rolling averages. Virginia selected the percent change (29 percent reduction) in drowsy driving fatalities as a more achievable target than the annual number or 3-year or 5 year rolling average.





### Strategies

1. Identify opportunities to educate law enforcement on methods for detecting drowsy drivers and identifying when drowsy driving may have been a contributing factor in crash causation to improve problem identification. (CTW Chapter 4 – Section(s) 2.1).
2. Include drowsy driving prevention messaging in education and outreach designed for the general driving population, as well as in youth peer to peer educational programs. (CTW Chapter 4 – Section(s) 2.1, 3.1)



## Driver Education

Virginia will conduct education and awareness activities geared towards young/teen drivers, mature drivers, truck safety as well as the general driving population to reduce crashes, injuries and fatalities.

Innovated strategies focus on education and outreach efforts to increase awareness on issues involving transportation safety.

Measure: Increase awareness of and positively impact the behavior of users of Virginia's roadways by December 31, 2018.

### Strategies

1. Conduct a minimum of 5 education and awareness activities targeting the general driving population to reduce crashes, injuries and fatalities. (CTW Chapter 6 – Section(s) 2.1, 2.2. and Chapter 7 – Section(s) 1.2, 2.2, 3.1)
2. Partner with Department of Education to conduct a technical assessment of Virginia's driver education program.

### Driver Education Program Area: Budget Summary

Program Area	Project Focus	Budget	Funding Source
DE	Driver Education	\$613,484.00	NHTSA 402
<b>Total All Funds</b>		<b>\$613,484.00</b>	

### DRIVER EDUCATION PROJECTS

Project Number: **FDE-2018-58220-8220**  
Sub-Recipient: **Power of Wisdom, Inc.**  
Project Title: Driven to Change  
Project Amount: **\$69,031.00**  
Project Description: Highway safety outreach & education to inmates readying for release from prison.  
Match Amount: **\$17,257.75**  
Indirect Cost: \$0.00  
Local Benefit: **\$69,031.00**  
TSEP Project: No

Project Number:	<b>FDE-2018-58297-8297</b>
Sub-Recipient:	<b>Drive Smart of Virginia</b>
Project Title:	Community and Workplace Traffic Safety Education and Outreach
Project Amount:	<b>\$212,469.00</b>
Project Description:	Highway safety education and outreach to workplaces and communities.
Match Amount:	<b>\$53,117.25</b>
Indirect Cost:	\$19,315.00
Local Benefit:	<b>No</b>
TSEP Project:	No
Project Number:	<b>FDE-2018-58378-8378</b>
Sub-Recipient:	<b>Virginia Trucking Assoc. Foundation</b>
Project Title:	Truck Safety Programs Coordinator
Project Amount:	<b>\$19,224.00</b>
Project Description:	Outreach to truckers and to public on commercial motor vehicle highway safety issues.
Match Amount:	<b>\$4,806.00</b>
Indirect Cost:	\$0.00
Local Benefit:	<b>No</b>
TSEP Project:	No
Project Number:	<b>FDE-2018-58400-8400</b>
Sub-Recipient:	<b>Dept for Aging and Rehabilitative Services</b>
Project Title:	Virginia GrandDriver: Full Speed Ahead
Project Amount:	<b>\$312,760.00</b>
Project Description:	Outreach & education of mature drivers, caregivers, health professionals and law enforcement; support driver assessments.
Match Amount:	<b>\$78,190.00</b>
Indirect Cost:	\$12,221.00
Local Benefit:	<b>No</b>
TSEP Project:	No

## Community Traffic Safety Project (CP)

Virginia will continue to provide highway safety information, maintain and build new partnerships and attend trainings locally, statewide and nationally.

Innovative strategies and funding should focus on training, education and outreach.

Measure: Develop, lead, attend and evaluate education and awareness events by December 31, 2018.

### Strategies

1. Enhance the DMV/VAHSO website with real-time interactive crash reporting and crash location data.
2. Partner with a minimum of 10 highway safety stakeholders on VAHSO safety initiatives.
3. VAHSO staff to attend and participate in a minimum of five local, state and national trainings.

### Community Traffic Safety Program Area: Budget Summary

Program Area	Project Focus	Budget	Funding Source
CP	Community Traffic Safety	\$200,568.00	NHTSA 402
Total All Funds		\$200,568.00	

### COMMUNITY TRAFFIC SAFETY PROJECTS

Project Number: **FCP-2018-58174-8174**

---

Sub-Recipient: **Virginia Dept of Motor Vehicles**

Project Title: VAHSO Travel & Training

Project Amount: **\$55,000.00**

Project Description: Support for professional development and staff functions, as well as awards ceremony.

Match Amount: **\$13,750.00**

Indirect Cost: \$0.00

Local Benefit: **No**

TSEP Project: No

Project Number: **FCP-2018-58256-8256**

---

Sub-Recipient: **Commission on VASAP**

Project Title: Commission on VASAP Professional Staff Development

Project Amount: **\$12,352.00**

Project Description: Professional development activities for VASAP staff.

Match Amount: **\$3,088.00**

Indirect Cost: \$0.00

Local Benefit: **No**

TSEP Project: No

Project Number: **FCP-2018-58374-8374**  
Sub-Recipient: **Virginia Dept of Motor Vehicles**  
Project Title: Impaired Driving Program Coordination- Drug-Impaired, Distracted & Drowsy  
Project Amount: **\$29,466.00**  
Project Description: Impaired Driving Program Coordinator for Drug, Distracted and Drowsy Impaired Driving Reduction efforts.  
Match Amount: **\$7,366.50**  
Indirect Cost: \$0.00  
Local Benefit: **No**  
TSEP Project: No

Project Number: **FCP-2018-58381-8381**  
Sub-Recipient: **Supreme Court of Va**  
Project Title: Judicial Outreach Liaison-402  
Project Amount: **\$23,750.00**  
Project Description: Judicial Outreach Liaison to provide technical support to judges on highway safety issues.  
Match Amount: **\$5,937.50**  
Indirect Cost: \$0.00  
Local Benefit: **No**  
TSEP Project: No

Project Number: **FCP-2018-58425-8425**  
Sub-Recipient: **Virginia Dept of Motor Vehicles**  
Project Title: Virginia Highway Safety Summit FY2018  
Project Amount: **\$80,000.00**  
Project Description: Conference providing training ad best practices information to highway safety partners.  
Match Amount: **\$20,000.00**  
Indirect Cost: \$0.00  
Local Benefit: **No**  
TSEP Project: No

## Police Traffic Services (PT)

Virginia will conduct training, education and outreach efforts to raise awareness on issues involving law enforcement and highway safety.

Innovative strategies and funding should focus on education and outreach efforts to increase awareness, knowledge and skills on issues involving highway safety, particularly with law enforcement.

Measure: Conduct a minimum of ten trainings and informational contacts with law enforcement by December 31, 2018.

### Strategies

1. Retain a minimum of 3 VAHSO LEL's to work with law enforcement on highway safety initiatives.
2. Partner with safety advocates to provide additional law enforcement training (i.e. *Below 100* training and "Wear This... Not This".)

### Police Traffic Services Program Area: Budget Summary

Program Area	Project Focus	Budget	Funding Source
PT	Police Traffic Services	\$381,218.00	NHTSA 402
<b>Total All Funds</b>		<b>\$381,218.00</b>	

### POLICE TRAFFIC SERVICES PROJECTS

Project Number: **FPT-2018-58358-8358**

Sub-Recipient: **VA Association of Chiefs of Police & Foundation, Inc.**

Project Title: Virginia Law Enforcement Training and Resources

Project Amount: **\$214,918.00**

Project Description: Highway Safety outreach, training and resources for law enforcement agencies and officers.

Match Amount: **\$53,729.50**

Indirect Cost: \$19,538.00

Local Benefit: **No**

TSEP Project: No

Project Number: **FPT-2018-58382-8382**

Sub-Recipient: **Virginia Dept of Motor Vehicles**

Project Title: FY 2018 Law Enforcement Liaisons

Project Amount: **\$166,300.00**

Project Description: Fund three law enforcement liaison positions to assist building partnerships and training.

Match Amount: **\$41,575.00**

Indirect Cost: \$0.00

Local Benefit: **No**

TSEP Project: No

## Roadway Safety Program Area (RS)

Virginia will conduct regional training to increase the knowledge of safety partners in the identification of targeted safety issues to reduce crashes, injuries and fatalities

Measure: Participate in regional trainings on crash findings and techniques to improve awareness of roadway safety by December 31, 2018.

### Strategies

1. Conduct two, two week (80 hours) courses on "Fundamentals of Crash Investigation and Reconstruction" for law enforcement officers.
2. Conduct three, two week (80 hours) courses in "Advanced Crash Investigation" for law enforcement officers.
3. Conduct three "Crash Data Retrieval (CDR) Technician Classes" for law enforcement officers.
4. Contract for six specialty Crash Investigation and Reconstruction classes for law enforcement officers based on need. Some classes will add to officers' ability to reconstruct DUI related crashes.
5. Provide technical assistance to law enforcement and prosecutors in the area of crash reconstruction.
6. Train 50 traffic engineer and technicians in the southeastern region of the state to extend their knowledge and expertise on specialized safety related on-site traffic engineering techniques and issues.

### Roadway Safety Program Area: Budget Summary

Program Area	Project Focus	Budget	Funding Source
RS	Roadway Safety	\$202,145.00	NHTSA 402
<b>Total All Funds</b>		<b>\$202,145.00</b>	

### ROADWAY SAFETY PROJECTS

Project Number: **FRS-2018-58056-8056**  
Sub-Recipient: **Virginia Dept of Motor Vehicles**  
Project Title: Crash Investigation & Reconstruction Program  
Project Amount: **\$134,425.00**  
Project Description: Training & equipment to support crash investigation.  
Match Amount: **\$33,606.25**  
Indirect Cost: \$0.00  
Local Benefit: **No**  
TSEP Project: No

Project Number: **FRS-2018-58214-8214**  
Sub-Recipient: **Virginia Beach City**  
Project Title: Regional Training in Traffic Engineering  
Project Amount: **\$20,000.00**  
Project Description: Highway safety training for local traffic engineers.  
Match Amount: **\$5,000.00**  
Indirect Cost: \$0.00  
Local Benefit: **\$20,000.00**  
TSEP Project: No

---

Project Number: **FRS-2018-58322-8322**  
Sub-Recipient: **Virginia Dept of Motor Vehicles**  
Project Title: Crash Investigation & Reconstruction Program - Alcohol Funding  
Project Amount: **\$47,720.00**  
Project Description: Training & equipment to support DUI related crash investigation.  
Match Amount: **\$11,930.00**  
Indirect Cost: \$0.00  
Local Benefit: **No**  
TSEP Project: No

## **CORE BEHAVIOR MEASURE**



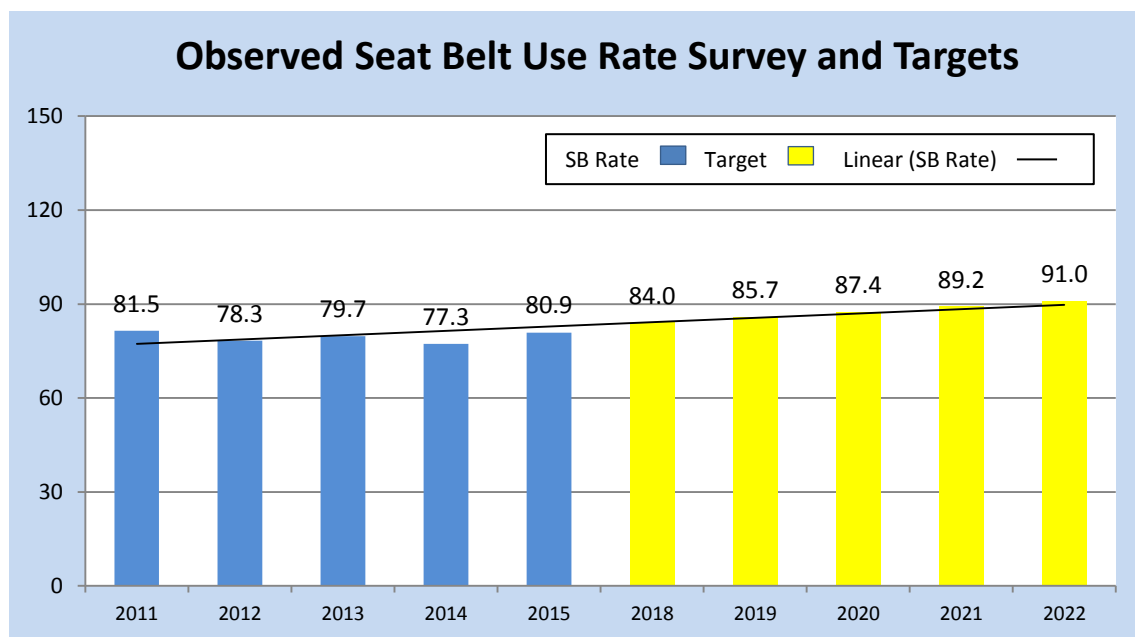
## Seat Belt Use Rate – Observed Seat Belt Use Survey

Virginia's seat belt use has remained fairly level (Virginia's seat belt law is secondary); but below the national average for several years. The most recent statewide OP survey (2016) provided a use rate of 79.0 percent compared to the national average of 90 percent. The age group 21 to 35 accounted for 37 percent of the unrestrained fatalities. The highest number of unrestrained fatalities occurred between the hours of midnight - 3am and 3pm – 6pm (54 each).

Innovative strategies and funding to address this area should focus on statewide enforcement, educational and media efforts during key times of the day that will focus on high risk populations ensuring that attitudinal survey results are considered in media and enforcement planning.

Measure B-1: Increase statewide observed seat belt use of front seat outboard occupants in passenger vehicles 4 percent from the 2015 calendar year base usage rate of 80.9 percent to 84.0 percent by year 2018.

	Baseline Data						2018 Target
	2011	2012	2013	2014	2015	2016	84.0
<b>Observed Seat Belt Use Rate Survey</b>	81.5	78.3	79.7	77.3	80.9	79.0	



Justification: Virginia conducted trend analyses using actual data, 3-year and 5-year rolling averages. Virginia selected the percentage changes (4 percent increase) in seat belt use rate as a more achievable target than the annual or 3-year or 5 year rolling average.

Note: Observed Seat Belt Use Rate – Traffic Safety Facts Virginia (NHTSA)

## Strategies

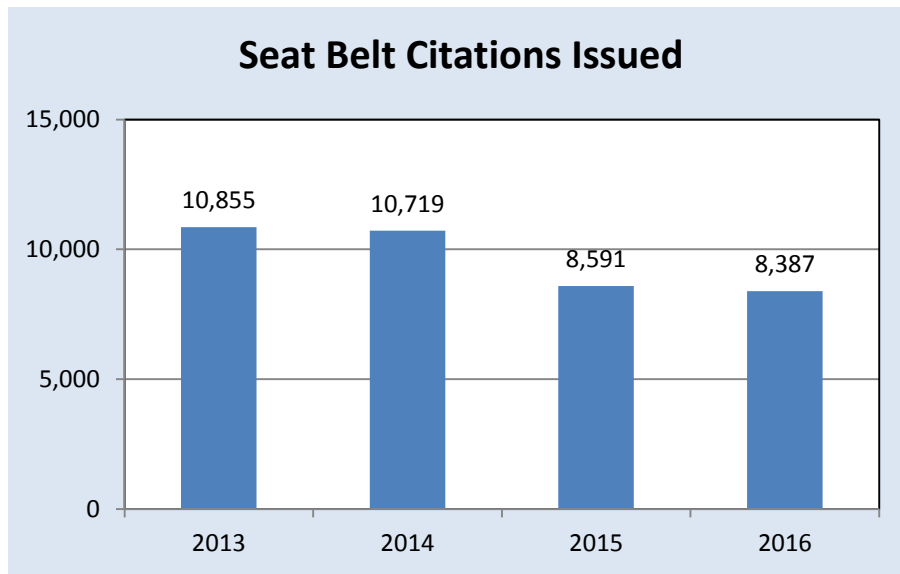
1. Conduct an observational survey to determine use of seat belts for front seat occupants in 2018 and provide results to NHTSA by March 1, 2019.
2. Conduct an attitudinal, telephone survey that will include questions regarding seat belt use, impaired driving and speeding in 2018.

### Observational Seat Belt Use Survey: Budget Summary

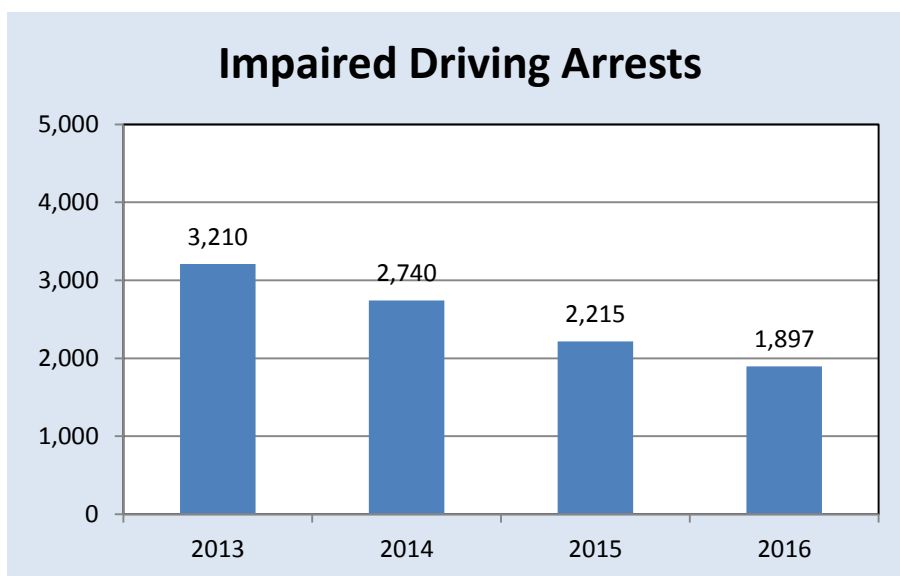
Program Area	Project Focus	Budget	Funding Source
M2OP	Occupant Protection Observational Seat Belt Use and Attitudinal Surveys	\$162,744.00	NHTSA 405b OP Low
<b>Total All funds</b>		<b>\$162,744.00</b>	

## Activity Measures (Grant Funded)

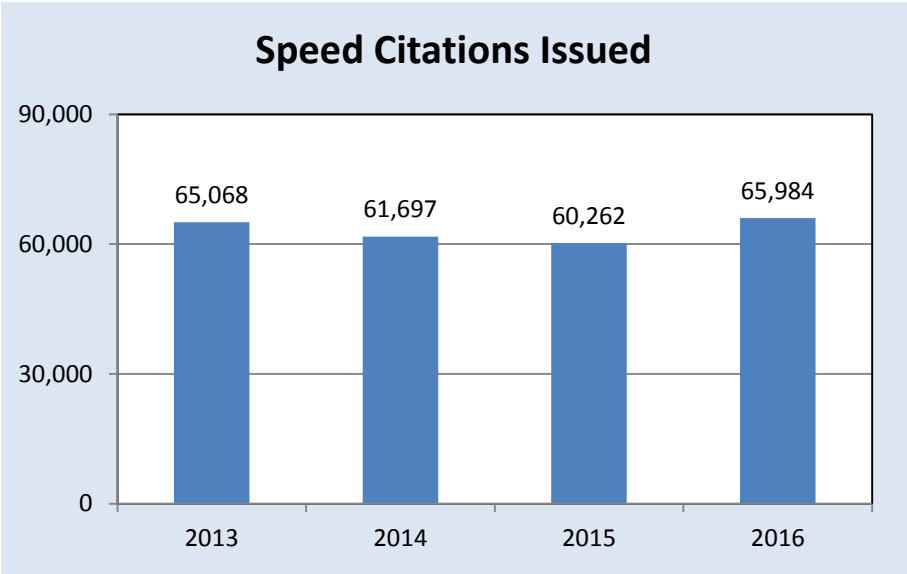
Virginia's law enforcement conducts statewide seat belt enforcement initiatives to help increase the seat belt usage rate in Virginia. During grant funded enforcement activities, there were 8,387 seat belt citations issued in 2016, a 2 percent decrease from 2015 (8,591).



Virginia's law enforcement conducts statewide impaired driving enforcement initiatives that include saturation patrols and DUI checkpoints to decrease impaired driving. During grant funded enforcement activities, there were 1,897 impaired driving arrests made in 2016, a 14 percent decrease from 2015 (2,215).



Virginia’s law enforcement conducts statewide speed enforcement initiatives that focus on reducing speed violations on Virginia’s roadways. During grant funded enforcement activities, there were 65,984 speeding citations issued in 2016, a 9 percent increase from 2015 (60,262).



## **Media Plan for FY2018**

Earned, owned and paid media advertising will be utilized throughout fiscal year 2017 in an effort to promote safe driving habits to Virginians. Paid advertising will be purchased in conjunction with a series of high profile enforcement patrols since previous campaigns have shown that effectiveness is improved when advertising coincides with increased law enforcement activities. The DMV Communications Office will solicit earned media through issuing news releases and pitching highway safety stories to local media outlets. Virginia DMV's owned media channels, including the agency's website and social media sites, will publicize safe driving messages to coincide with national and local safety campaigns, and whenever data shows more education on a particular topic is needed.

Paid advertising methods will include broadcast TV, cable TV, radio, online and digital, and other approved channels. Paid advertising will continue to take a data-driven approach, targeting the audience who needs the message the most. The video spots and online graphics used for the paid advertising campaigns will be amplified through Virginia DMV's owned media channels.

### **Click It or Ticket-May Mobilization**

The purpose of the May 2018 Click It or Ticket media campaign will be to remind the public that seat belts save lives, and law enforcement will be patrolling to make sure that all vehicle occupants are buckled up. It will support the national Click It or Ticket mobilization that attempts to convey safe driving behaviors before the highly-traveled summer season.

The statewide earned, owned and paid media campaign will focus on the target audience of men ages 18 to 34, the highest unbuckled population in Virginia. A 30-second video focusing on pick-up-truck driving men produced by the National Highway Traffic Safety Administration (NHTSA) will air through paid mediums on television, in movie theaters and online from May 15 through June 3, leading up to and including Memorial Day weekend. The \$365,000 in paid advertising funds is expected to generate the same or more in bonus advertising spots. To support the campaign, DMV's Communications Office will post the video and web banner on owned media sites throughout the campaign, and a Click It or Ticket news release will be issued to statewide media outlets in an attempt to garner earned media.

PROJECTED FUNDING: \$365,000

### **Click It or Ticket-November Mini-mobilization:**

The purpose of the November Click It or Ticket mobilization and media campaign will be to remind the public that seat belts save lives, and law enforcement will be patrolling to make sure that all vehicle occupants are buckled up. The campaign attempts to encourage safe driving behaviors during one of the busiest travel holidays of the year – Thanksgiving. The statewide earned, owned and paid media campaign will focus on the target audience of men ages 18 to 34, the highest unbuckled population in Virginia. A 30-second video will air through paid mediums on television from Nov. 21 through Dec. 4, including Thanksgiving. The \$165,000 in paid advertising is expected to generate at least \$330,000 worth of paid and bonus spots. To support the campaign, DMV's Communications Office will post the video and other Click It or Ticket messages on owned media sites throughout the campaign.

PROJECTED FUNDING: \$165,000

### **Checkpoint Strikeforce/Drive Sober or Get Pulled Over:**

This statewide, DUI prevention paid advertising campaign coincides with the increased enforcement surrounding the national Drive Sober or Get Pulled Over mobilization. The advertising campaign will follow NHTSA's guidelines, and support high visibility enforcement to decrease drunk driving. The primary target will be men ages 21 to 34, with a particular emphasis on the younger portion of this age group since this population has the highest alcohol-related fatalities in Virginia. To reach this audience, paid advertising in the form of late night broadcast TV, sports rotations, targeted cable TV advertising and social media will receive the majority of the funds, while radio, online gaming websites and movie theaters will also be used. To support the campaign, DMV's Communications Office will post the messaging created for the paid advertising campaign, and other anti-impaired driving messages, on owned media sites throughout the campaign.

The purpose will be to remind the target audience and the rest of the public that drunk driving can be fatal, and to encourage them to plan ahead and designate a non-drinking driver before going out.

PROJECTED FUNDING: \$900,000

### **DUI Prevention:**

In conjunction with the earned, owned and paid media messaging associated with the Checkpoint Strikeforce campaign, a series of high-profile anti-drunk driving educational campaigns will be publicized during holidays where drinking is prevalent. The objective of these campaigns is to reach the target audience of males ages 21 to 34 with a "call to action" message before beginning the holiday party. Checkpoint Strikeforce messaging will air through paid media channels on broadcast and cable television in urban areas across Virginia for five days before St. Patrick's Day. Similarly, anti-drunk driving materials will be publicized for five days leading up to Cinco De Mayo and Fourth of July. To support the campaign, DMV's Communications Office will post the video and other anti-impaired driving messages on owned media sites throughout the three campaigns.

PROJECTED FUNDING:     St. Patrick's Day - \$125,000  
                                  Cinco De Mayo - \$125,000  
                                  Fourth of July - \$125,000  
                                  Total - \$375,000

### **Local Media DUI Prevention Projects**

Four non-profit organizations in the Roanoke Valley area will collaborate to implement the "What's Your Plan?" paid advertising campaign, which encourages young males to make a plan for a ride home before consuming alcohol. Paid advertising channels include broadcast and cable TV, radio, movie theaters, and online. The Substance Abuse Free Environment will implement the "Hold the Keys" SAFE Roadways campaign in Chesterfield County, which informs young males of the risks of a driving under the influence conviction. Media outreach will also target the high risk Latino population. Paid advertising channels include broadcast and cable TV, radio and online.

PROJECTED FUNDING (COMBINED) FOR ROANOKE VALLEY: \$150,000

PROJECTED FUNDING FOR CHESTERFIELD: \$150,000

**Motorcycle Safety:**

Earned, owned and paid media will be used to encourage motorcyclists to ride safely, focusing on the dangers of speed. Both young sport bike riders and mature motorcyclists will be the target of this campaign. A TV spot that encourages using good judgment while riding will be aired for a week in early March in Hampton Roads, Richmond, Roanoke and Loudoun County, based on data. Paid advertising channels will include a combination of broadcast TV, cable TV, movie theaters and online outlets. To support the paid media campaign, the DMV Communications Office will issue a Motorcycle Safety news release, and post motorcycle safety messaging on DMV's owned media channels.

PROJECTED FUNDING: \$80,000.00

**Motorcycle Awareness:**

Earned, owned and paid media will be used to encourage vehicle drivers to share the road with motorcycles, give motorcycles a second look and be aware of how a motorcycle's speed may be difficult to judge. These particular messages will be conveyed through a paid video that will air on broadcast and cable TV, radio, movie theaters and online outlets for one week in early April in the Hampton Roads, Richmond, Roanoke and Harrisonburg areas. The targeted audience is all vehicle drivers, ages 18 to 65. To support the paid media campaign, the DMV Communications Office will issue a Motorcycle Safety news release, and post motorcycle safety messaging on DMV's owned media channels.

PROJECTED FUNDING: \$66,000.00

# **Appendices**

**Appendix A - Certification and Assurances**

**Appendix B - Cumulative Listing and Distribution FY2018 Grants Awarded**

**Appendix C - Motorcycle Safety Program**

**Appendix D - Occupant Protection Program**



**APPENDIX A TO PART 1300 –  
CERTIFICATIONS AND ASSURANCES  
FOR HIGHWAY SAFETY GRANTS  
(23 U.S.C. CHAPTER 4; SEC. 1906, PUB. L. 109-59,  
AS AMENDED BY SEC. 4011, PUB. L. 114-94)**

*[Each fiscal year, the Governor's Representative for Highway Safety must sign these Certifications and Assurances affirming that the State complies with all requirements, including applicable Federal statutes and regulations, that are in effect during the grant period. Requirements that also apply to subrecipients are noted under the applicable caption.]*

**State:** Virginia

**Fiscal Year:** 2018

By submitting an application for Federal grant funds under 23 U.S.C. Chapter 4 or Section 1906, the State Highway Safety Office acknowledges and agrees to the following conditions and requirements. In my capacity as the Governor's Representative for Highway Safety, I hereby provide the following Certifications and Assurances:

**GENERAL REQUIREMENTS**

The State will comply with applicable statutes and regulations, including but not limited to:

- 23 U.S.C. Chapter 4 – Highway Safety Act of 1966, as amended
- Sec. 1906, Pub. L. 109-59, as amended by Sec. 4011, Pub. L. 114-94
- 23 CFR part 1300 – Uniform Procedures for State Highway Safety Grant Programs
- 2 CFR part 200 – Uniform Administrative Requirements, Cost Principles, and Audit Requirements for Federal Awards
- 2 CFR part 1201 – Department of Transportation, Uniform Administrative Requirements, Cost Principles, and Audit Requirements for Federal Awards

**INTERGOVERNMENTAL REVIEW OF FEDERAL PROGRAMS**

The State has submitted appropriate documentation for review to the single point of contact designated by the Governor to review Federal programs, as required by Executive Order 12372 (Intergovernmental Review of Federal Programs).

**FEDERAL FUNDING ACCOUNTABILITY AND TRANSPARENCY ACT (FFATA)**

The State will comply with FFATA guidance, OMB Guidance on FFATA Subaward and Executive Compensation Reporting, August 27, 2010, ([https://www.fsrs.gov/documents/OMB\\_Guidance\\_on\\_FFATA\\_Subaward\\_and\\_Executive\\_Compensation\\_Reporting\\_08272010.pdf](https://www.fsrs.gov/documents/OMB_Guidance_on_FFATA_Subaward_and_Executive_Compensation_Reporting_08272010.pdf)) by reporting to FSRS.gov for each sub-grant awarded:

- Name of the entity receiving the award;
- Amount of the award;

- Information on the award including transaction type, funding agency, the North American Industry Classification System code or Catalog of Federal Domestic Assistance number (where applicable), program source;
- Location of the entity receiving the award and the primary location of performance under the award, including the city, State, congressional district, and country; and an award title descriptive of the purpose of each funding action;
- A unique identifier (DUNS);
- The names and total compensation of the five most highly compensated officers of the entity if:
  - (i) the entity in the preceding fiscal year received—
    - (I) 80 percent or more of its annual gross revenues in Federal awards;
    - (II) \$25,000,000 or more in annual gross revenues from Federal awards; and
  - (ii) the public does not have access to information about the compensation of the senior executives of the entity through periodic reports filed under section 13(a) or 15(d) of the Securities Exchange Act of 1934 (15 U.S.C. 78m(a), 78o(d)) or section 6104 of the Internal Revenue Code of 1986;
- Other relevant information specified by OMB guidance.

## **NONDISCRIMINATION**

**(applies to subrecipients as well as States)**

The State highway safety agency will comply with all Federal statutes and implementing regulations relating to nondiscrimination (“Federal Nondiscrimination Authorities”). These include but are not limited to:

- **Title VI of the Civil Rights Act of 1964** (42 U.S.C. 2000d *et seq.*, 78 stat. 252), (prohibits discrimination on the basis of race, color, national origin) and 49 CFR part 21;
- **The Uniform Relocation Assistance and Real Property Acquisition Policies Act of 1970**, (42 U.S.C. 4601), (prohibits unfair treatment of persons displaced or whose property has been acquired because of Federal or Federal-aid programs and projects);
- **Federal-Aid Highway Act of 1973**, (23 U.S.C. 324 *et seq.*), **and Title IX of the Education Amendments of 1972**, as amended (20 U.S.C. 1681-1683 and 1685-1686) (prohibit discrimination on the basis of sex);
- **Section 504 of the Rehabilitation Act of 1973**, (29 U.S.C. 794 *et seq.*), as amended, (prohibits discrimination on the basis of disability) and 49 CFR part 27;
- **The Age Discrimination Act of 1975**, as amended, (42 U.S.C. 6101 *et seq.*), (prohibits discrimination on the basis of age);
- **The Civil Rights Restoration Act of 1987**, (Pub. L. 100-209), (broadens scope, coverage and applicability of Title VI of the Civil Rights Act of 1964, The Age Discrimination Act of 1975 and Section 504 of the Rehabilitation Act of 1973, by expanding the definition of the terms "programs or activities" to include all of the programs or activities of the Federal aid recipients, sub-recipients and contractors, whether such programs or activities are Federally-funded or not);
- **Titles II and III of the Americans with Disabilities Act** (42 U.S.C. 12131-12189) (prohibits discrimination on the basis of disability in the operation of public entities,

public and private transportation systems, places of public accommodation, and certain testing) and 49 CFR parts 37 and 38;

- **Executive Order 12898, Federal Actions to Address Environmental Justice in Minority Populations and Low-Income Populations** (prevents discrimination against minority populations by discouraging programs, policies, and activities with disproportionately high and adverse human health or environmental effects on minority and low-income populations); and
- **Executive Order 13166, Improving Access to Services for Persons with Limited English Proficiency** (guards against Title VI national origin discrimination/discrimination because of limited English proficiency (LEP) by ensuring that funding recipients take reasonable steps to ensure that LEP persons have meaningful access to programs (70 FR at 74087 to 74100)).

The State highway safety agency—

- Will take all measures necessary to ensure that no person in the United States shall, on the grounds of race, color, national origin, disability, sex, age, limited English proficiency, or membership in any other class protected by Federal Nondiscrimination Authorities, be excluded from participation in, be denied the benefits of, or be otherwise subjected to discrimination under any of its programs or activities, so long as any portion of the program is Federally-assisted.
- Will administer the program in a manner that reasonably ensures that any of its subrecipients, contractors, subcontractors, and consultants receiving Federal financial assistance under this program will comply with all requirements of the Non-Discrimination Authorities identified in this Assurance;
- Agrees to comply (and require any of its subrecipients, contractors, subcontractors, and consultants to comply) with all applicable provisions of law or regulation governing US DOT's or NHTSA's access to records, accounts, documents, information, facilities, and staff, and to cooperate and comply with any program or compliance reviews, and/or complaint investigations conducted by US DOT or NHTSA under any Federal Nondiscrimination Authority;
- Acknowledges that the United States has a right to seek judicial enforcement with regard to any matter arising under these Non-Discrimination Authorities and this Assurance;
- Insert in all contracts and funding agreements with other State or private entities the following clause:

“During the performance of this contract/funding agreement, the contractor/funding recipient agrees—

- a. To comply with all Federal nondiscrimination laws and regulations, as may be amended from time to time;

- b. Not to participate directly or indirectly in the discrimination prohibited by any Federal non-discrimination law or regulation, as set forth in Appendix B of 49 CFR part 21 and herein;
- c. To permit access to its books, records, accounts, other sources of information, and its facilities as required by the State highway safety office, US DOT or NHTSA;
- d. That, in event a contractor/funding recipient fails to comply with any nondiscrimination provisions in this contract/funding agreement, the State highway safety agency will have the right to impose such contract/agreement sanctions as it or NHTSA determine are appropriate, including but not limited to withholding payments to the contractor/funding recipient under the contract/agreement until the contractor/funding recipient complies; and/or cancelling, terminating, or suspending a contract or funding agreement, in whole or in part; and
- e. To insert this clause, including paragraphs a through e, in every subcontract and subagreement and in every solicitation for a subcontract or sub-agreement, that receives Federal funds under this program.

#### **THE DRUG-FREE WORKPLACE ACT OF 1988 (41 U.S.C. 8103)**

The State will provide a drug-free workplace by:

- a. Publishing a statement notifying employees that the unlawful manufacture, distribution, dispensing, possession or use of a controlled substance is prohibited in the grantee's workplace and specifying the actions that will be taken against employees for violation of such prohibition;
- b. Establishing a drug-free awareness program to inform employees about:
  - The dangers of drug abuse in the workplace.
  - The grantee's policy of maintaining a drug-free workplace.
  - Any available drug counseling, rehabilitation, and employee assistance programs.
  - The penalties that may be imposed upon employees for drug violations occurring in the workplace.
  - Making it a requirement that each employee engaged in the performance of the grant be given a copy of the statement required by paragraph (a).
- c. Notifying the employee in the statement required by paragraph (a) that, as a condition of employment under the grant, the employee will –
  - Abide by the terms of the statement.
  - Notify the employer of any criminal drug statute conviction for a violation occurring in the workplace no later than five days after such conviction.
- d. Notifying the agency within ten days after receiving notice under subparagraph (c)(2) from an employee or otherwise receiving actual notice of such conviction.
- e. Taking one of the following actions, within 30 days of receiving notice under subparagraph (c)(2), with respect to any employee who is so convicted –

- Taking appropriate personnel action against such an employee, up to and including termination.
- Requiring such employee to participate satisfactorily in a drug abuse assistance or rehabilitation program approved for such purposes by a Federal, State, or local health, law enforcement, or other appropriate agency.
- f. Making a good faith effort to continue to maintain a drug-free workplace through implementation of all of the paragraphs above.

**POLITICAL ACTIVITY (HATCH ACT)**  
**(applies to subrecipients as well as States)**

The State will comply with provisions of the Hatch Act (5 U.S.C. 1501-1508), which limits the political activities of employees whose principal employment activities are funded in whole or in part with Federal funds.

**CERTIFICATION REGARDING FEDERAL LOBBYING**  
**(applies to subrecipients as well as States)**

Certification for Contracts, Grants, Loans, and Cooperative Agreements

The undersigned certifies, to the best of his or her knowledge and belief, that:

1. No Federal appropriated funds have been paid or will be paid, by or on behalf of the undersigned, to any person for influencing or attempting to influence an officer or employee of any agency, a Member of Congress, an officer or employee of Congress, or an employee of a Member of Congress in connection with the awarding of any Federal contract, the making of any Federal grant, the making of any Federal loan, the entering into of any cooperative agreement, and the extension, continuation, renewal, amendment, or modification of any Federal contract, grant, loan, or cooperative agreement.
2. If any funds other than Federal appropriated funds have been paid or will be paid to any person for influencing or attempting to influence an officer or employee of any agency, a Member of Congress, an officer or employee of Congress, or an employee of a Member of Congress in connection with this Federal contract, grant, loan, or cooperative agreement, the undersigned shall complete and submit Standard Form-LLL, "Disclosure Form to Report Lobbying," in accordance with its instructions.
3. The undersigned shall require that the language of this certification be included in the award documents for all sub-award at all tiers (including subcontracts, subgrants, and contracts under grant, loans, and cooperative agreements) and that all subrecipients shall certify and disclose accordingly.

This certification is a material representation of fact upon which reliance was placed when this transaction was made or entered into. Submission of this certification is a prerequisite for making or entering into this transaction imposed by section 1352, title 31, U.S. Code. Any person who

fails to file the required certification shall be subject to a civil penalty of not less than \$10,000 and not more than \$100,000 for each such failure.

**RESTRICTION ON STATE LOBBYING**  
**(applies to subrecipients as well as States)**

None of the funds under this program will be used for any activity specifically designed to urge or influence a State or local legislator to favor or oppose the adoption of any specific legislative proposal pending before any State or local legislative body. Such activities include both direct and indirect (e.g., "grassroots") lobbying activities, with one exception. This does not preclude a State official whose salary is supported with NHTSA funds from engaging in direct communications with State or local legislative officials, in accordance with customary State practice, even if such communications urge legislative officials to favor or oppose the adoption of a specific pending legislative proposal.

**CERTIFICATION REGARDING DEBARMENT AND SUSPENSION**  
**(applies to subrecipients as well as States)**

Instructions for Primary Certification (States)

1. By signing and submitting this proposal, the prospective primary participant is providing the certification set out below and agrees to comply with the requirements of 2 CFR Parts 180 and 1300.
2. The inability of a person to provide the certification required below will not necessarily result in denial of participation in this covered transaction. The prospective participant shall submit an explanation of why it cannot provide the certification set out below. The certification or explanation will be considered in connection with the department or agency's determination whether to enter into this transaction. However, failure of the prospective primary participant to furnish a certification or an explanation shall disqualify such person from participation in this transaction.
3. The certification in this clause is a material representation of fact upon which reliance was placed when the department or agency determined to enter into this transaction. If it is later determined that the prospective primary participant knowingly rendered an erroneous certification, in addition to other remedies available to the Federal Government, the department or agency may terminate this transaction for cause or default or may pursue suspension or debarment.
4. The prospective primary participant shall provide immediate written notice to the department or agency to which this proposal is submitted if at any time the prospective primary participant learns its certification was erroneous when submitted or has become erroneous by reason of changed circumstances.
5. The terms *covered transaction*, *debarment*, *suspension*, *ineligible*, *lower tier*, *participant*, *person*, *primary tier*, *principal*, and *voluntarily excluded*, as used in this clause, have the

meaning set out in the Definitions and coverage sections of 2 CFR Part 180. You may contact the department or agency to which this proposal is being submitted for assistance in obtaining a copy of those regulations.

6. The prospective primary participant agrees by submitting this proposal that, should the proposed covered transaction be entered into, it shall not knowingly enter into any lower tier covered transaction with a person who is proposed for debarment under 48 CFR part 9, subpart 9.4, debarred, suspended, declared ineligible, or voluntarily excluded from participation in this covered transaction, unless authorized by NHTSA.

7. The prospective primary participant further agrees by submitting this proposal that it will include the clause titled "Instructions for Lower Tier Certification" including the "Certification Regarding Debarment, Suspension, Ineligibility and Voluntary Exclusion—Lower Tier Covered Transaction," provided by the department or agency entering into this covered transaction, without modification, in all lower tier covered transactions and in all solicitations for lower tier covered transactions and will require lower tier participants to comply with 2 CFR Parts 180 and 1300.

8. A participant in a covered transaction may rely upon a certification of a prospective participant in a lower tier covered transaction that it is not proposed for debarment under 48 CFR part 9, subpart 9.4, debarred, suspended, ineligible, or voluntarily excluded from the covered transaction, unless it knows that the certification is erroneous. A participant may decide the method and frequency by which it determines the eligibility of its principals. Each participant may, but is not required to, check the list of Parties Excluded from Federal Procurement and Non-procurement Programs.

9. Nothing contained in the foregoing shall be construed to require establishment of a system of records in order to render in good faith the certification required by this clause. The knowledge and information of a participant is not required to exceed that which is normally possessed by a prudent person in the ordinary course of business dealings.

10. Except for transactions authorized under paragraph 6 of these instructions, if a participant in a covered transaction knowingly enters into a lower tier covered transaction with a person who is proposed for debarment under 48 CFR part 9, subpart 9.4, suspended, debarred, ineligible, or voluntarily excluded from participation in this transaction, the department or agency may disallow costs, annul or terminate the transaction, issue a stop work order, debar or suspend you, or take other remedies as appropriate.

*Certification Regarding Debarment, Suspension, and Other Responsibility Matters-Primary Covered Transactions*

(1) The prospective primary participant certifies to the best of its knowledge and belief, that its principals:

(a) Are not presently debarred, suspended, proposed for debarment, declared ineligible, or voluntarily excluded by any Federal department or agency;

- (b) Have not within a three-year period preceding this proposal been convicted of or had a civil judgment rendered against them for commission of fraud or a criminal offense in connection with obtaining, attempting to obtain, or performing a public (Federal, State or local) transaction or contract under a public transaction; violation of Federal or State antitrust statutes or commission of embezzlement, theft, forgery, bribery, falsification or destruction of record, making false statements, or receiving stolen property;
- (c) Are not presently indicted for or otherwise criminally or civilly charged by a governmental entity (Federal, State or Local) with commission of any of the offenses enumerated in paragraph (1)(b) of this certification; and
- (d) Have not within a three-year period preceding this application/proposal had one or more public transactions (Federal, State, or local) terminated for cause or default.

(2) Where the prospective primary participant is unable to certify to any of the Statements in this certification, such prospective participant shall attach an explanation to this proposal.

#### Instructions for Lower Tier Certification

1. By signing and submitting this proposal, the prospective lower tier participant is providing the certification set out below and agrees to comply with the requirements of 2 CFR Parts 180 and 1300.
2. The certification in this clause is a material representation of fact upon which reliance was placed when this transaction was entered into. If it is later determined that the prospective lower tier participant knowingly rendered an erroneous certification, in addition to other remedies available to the Federal government, the department or agency with which this transaction originated may pursue available remedies, including suspension and/or debarment.
3. The prospective lower tier participant shall provide immediate written notice to the person to which this proposal is submitted if at any time the prospective lower tier participant learns that its certification was erroneous when submitted or has become erroneous by reason of changed circumstances.
4. The terms *covered transaction*, *debarment*, *suspension*, *ineligible*, *lower tier*, *participant*, *person*, *primary tier*, *principal*, and *voluntarily excluded*, as used in this clause, have the meanings set out in the Definition and Coverage sections of 2 CFR Part 180. You may contact the person to whom this proposal is submitted for assistance in obtaining a copy of those regulations.
5. The prospective lower tier participant agrees by submitting this proposal that, should the proposed covered transaction be entered into, it shall not knowingly enter into any lower tier covered transaction with a person who is proposed for debarment under 48 CFR part 9, subpart 9.4, debarred, suspended, declared ineligible, or voluntarily excluded from participation in this covered transaction, unless authorized by NHTSA.
6. The prospective lower tier participant further agrees by submitting this proposal that it will include the clause titled "Instructions for Lower Tier Certification" including the "Certification



Regarding Debarment, Suspension, Ineligibility and Voluntary Exclusion – Lower Tier Covered Transaction," without modification, in all lower tier covered transactions and in all solicitations for lower tier covered transactions and will require lower tier participants to comply with 2 CFR Parts 180 and 1300.

7. A participant in a covered transaction may rely upon a certification of a prospective participant in a lower tier covered transaction that it is not proposed for debarment under 48 CFR part 9, subpart 9.4, debarred, suspended, ineligible, or voluntarily excluded from the covered transaction, unless it knows that the certification is erroneous. A participant may decide the method and frequency by which it determines the eligibility of its principals. Each participant may, but is not required to, check the List of Parties Excluded from Federal Procurement and Non-procurement Programs.

8. Nothing contained in the foregoing shall be construed to require establishment of a system of records in order to render in good faith the certification required by this clause. The knowledge and information of a participant is not required to exceed that which is normally possessed by a prudent person in the ordinary course of business dealings.

9. Except for transactions authorized under paragraph 5 of these instructions, if a participant in a covered transaction knowingly enters into a lower tier covered transaction with a person who is proposed for debarment under 48 CFR part 9, subpart 9.4, suspended, debarred, ineligible, or voluntarily excluded from participation in this transaction, the department or agency with which this transaction originated may disallow costs, annul or terminate the transaction, issue a stop work order, debar or suspend you, or take other remedies as appropriate.

*Certification Regarding Debarment, Suspension, Ineligibility and Voluntary Exclusion -- Lower Tier Covered Transactions:*

1. The prospective lower tier participant certifies, by submission of this proposal, that neither it nor its principals is presently debarred, suspended, proposed for debarment, declared ineligible, or voluntarily excluded from participation in this transaction by any Federal department or agency.

2. Where the prospective lower tier participant is unable to certify to any of the statements in this certification, such prospective participant shall attach an explanation to this proposal.

**BUY AMERICA ACT**

**(applies to subrecipients as well as States)**

The State and each subrecipient will comply with the Buy America requirement (23 U.S.C. 313) when purchasing items using Federal funds. Buy America requires a State, or subrecipient, to purchase only steel, iron and manufactured products produced in the United States with Federal funds, unless the Secretary of Transportation determines that such domestically produced items would be inconsistent with the public interest, that such materials are not reasonably available and of a satisfactory quality, or that inclusion of domestic materials will increase the cost of the overall project contract by more than 25 percent. In order to use Federal funds to purchase

foreign produced items, the State must submit a waiver request that provides an adequate basis and justification to and approved by the Secretary of Transportation.

**PROHIBITION ON USING GRANT FUNDS TO CHECK FOR HELMET USAGE**  
(applies to subrecipients as well as States)

The State and each subrecipient will not use 23 U.S.C. Chapter 4 grant funds for programs to check helmet usage or to create checkpoints that specifically target motorcyclists.

**POLICY ON SEAT BELT USE**

In accordance with Executive Order 13043, Increasing Seat Belt Use in the United States, dated April 16, 1997, the Grantee is encouraged to adopt and enforce on-the-job seat belt use policies and programs for its employees when operating company-owned, rented, or personally-owned vehicles. The National Highway Traffic Safety Administration (NHTSA) is responsible for providing leadership and guidance in support of this Presidential initiative. For information on how to implement such a program, or statistics on the potential benefits and cost-savings to your company or organization, please visit the Buckle Up America section on NHTSA's website at [www.nhtsa.dot.gov](http://www.nhtsa.dot.gov). Additional resources are available from the Network of Employers for Traffic Safety (NETS), a public-private partnership headquartered in the Washington, D.C. metropolitan area, and dedicated to improving the traffic safety practices of employers and employees. NETS is prepared to provide technical assistance, a simple, user-friendly program kit, and an award for achieving the President's goal of 90 percent seat belt use. NETS can be contacted at 1 (888) 221-0045 or visit its website at [www.trafficsafety.org](http://www.trafficsafety.org).

**POLICY ON BANNING TEXT MESSAGING WHILE DRIVING**

In accordance with Executive Order 13513, Federal Leadership On Reducing Text Messaging While Driving, and DOT Order 3902.10, Text Messaging While Driving, States are encouraged to adopt and enforce workplace safety policies to decrease crashes caused by distracted driving, including policies to ban text messaging while driving company-owned or -rented vehicles, Government-owned, leased or rented vehicles, or privately-owned when on official Government business or when performing any work on or behalf of the Government. States are also encouraged to conduct workplace safety initiatives in a manner commensurate with the size of the business, such as establishment of new rules and programs or re-evaluation of existing programs to prohibit text messaging while driving, and education, awareness, and other outreach to employees about the safety risks associated with texting while driving.

**SECTION 402 REQUIREMENTS**

1. To the best of my personal knowledge, the information submitted in the Highway Safety Plan in support of the State's application for a grant under 23 U.S.C. 402 is accurate and complete.
2. The Governor is the responsible official for the administration of the State highway safety program, by appointing a Governor's Representative for Highway Safety who shall be responsible for a State highway safety agency that has adequate powers and is suitably

equipped and organized (as evidenced by appropriate oversight procedures governing such areas as procurement, financial administration, and the use, management, and disposition of equipment) to carry out the program. (23 U.S.C. 402(b)(1)(A))

3. The political subdivisions of this State are authorized, as part of the State highway safety program, to carry out within their jurisdictions local highway safety programs which have been approved by the Governor and are in accordance with the uniform guidelines promulgated by the Secretary of Transportation. (23 U.S.C. 402(b)(1)(B))
4. At least 40 percent of all Federal funds apportioned to this State under 23 U.S.C. 402 for this fiscal year will be expended by or for the benefit of political subdivisions of the State in carrying out local highway safety programs (23 U.S.C. 402(b)(1)(C)) or 95 percent by and for the benefit of Indian tribes (23 U.S.C. 402(h)(2)), unless this requirement is waived in writing. (This provision is not applicable to the District of Columbia, Puerto Rico, the U.S. Virgin Islands, Guam, American Samoa, and the Commonwealth of the Northern Mariana Islands.)
5. The State's highway safety program provides adequate and reasonable access for the safe and convenient movement of physically handicapped persons, including those in wheelchairs, across curbs constructed or replaced on or after July 1, 1976, at all pedestrian crosswalks. (23 U.S.C. 402(b)(1)(D))
6. The State will provide for an evidenced-based traffic safety enforcement program to prevent traffic violations, crashes, and crash fatalities and injuries in areas most at risk for such incidents. (23 U.S.C. 402(b)(1)(E))
7. The State will implement activities in support of national highway safety goals to reduce motor vehicle related fatalities that also reflect the primary data-related crash factors within the State, as identified by the State highway safety planning process, including:
  - Participation in the National high-visibility law enforcement mobilizations as identified annually in the NHTSA Communications Calendar, including not less than 3 mobilization campaigns in each fiscal year to –
    - Reduce alcohol-impaired or drug-impaired operation of motor vehicles; and
    - Increase use of seatbelts by occupants of motor vehicles;
  - Submission of information regarding mobilization participation in accordance with 23 CFR part 1300.11(d)(6)(ii);
  - Sustained enforcement of statutes addressing impaired driving, occupant protection, and driving in excess of posted speed limits;
  - An annual Statewide seat belt use survey in accordance with 23 CFR part 1340 for the measurement of State seat belt use rates, except for the Secretary of Interior on behalf of Indian tribes;
  - Development of Statewide data systems to provide timely and effective data analysis to support allocation of highway safety resources;
  - Coordination of Highway Safety Plan, data collection, and information systems with the State strategic highway safety plan, as defined in 23 U.S.C. 148(a). (23 U.S.C. 402(b)(1)(F))

8. The State will actively encourage all relevant law enforcement agencies in the State to follow the guidelines established for vehicular pursuits issued by the International Association of Chiefs of Police that are currently in effect. (23 U.S.C. 402G))
9. The State will not expend Section 402 funds to carry out a program to purchase, operate, or maintain an automated traffic enforcement system. (23 U.S.C. 402(c)(4))


The State: *[CHECK ONLY ONE]*

☐ Certifies that automated traffic enforcement systems are not used on any public road in the State;

OR

☒ Is unable to certify that automated traffic enforcement systems are not used on any public road in the State, and therefore will conduct a survey meeting the requirements of 23 CFR 1300.13(d)(3) AND will submit the survey results to the NHTSA Regional office no later than March 1 of the fiscal year of the grant.

I understand that my statements in support of the State's application for Federal grant funds are statements upon which the Federal Government will rely in determining qualification for grant funds, and that knowing misstatements may be subject to civil or criminal penalties under 18 U.S.C. 1001. I sign these Certifications and Assurances based on personal knowledge, and after appropriate inquiry.



Signature Governor's Representative for Highway Safety

6-28-17

Date

**Richard D. Holcomb**

Printed name of Governor's Representative for Highway Safety

## Appendix B

### Cumulative Listing and Distribution FY 2018 Grants Awarded

Sub-recipient	Project Number	Project Title	Amount Approved
Loudoun County	154AL-2018-58001-8001	Selective Enforcement - Alcohol	\$46,566.00
Portsmouth City	154AL-2018-58002-8002	Selective Enforcement - Alcohol	\$43,461.00
Herndon Town	154AL-2018-58005-8005	Selective Enforcement - Alcohol	\$35,100.00
Harrisonburg City	154AL-2018-58008-8008	Selective Enforcement - Alcohol	\$15,175.00
Haymarket Town	154AL-2018-58009-8009	Selective Enforcement - Alcohol	\$8,100.00
Halifax County	154AL-2018-58014-8014	Selective Enforcement - Alcohol	\$11,632.00
Greene County	154AL-2018-58018-8018	Selective Enforcement - Alcohol	\$8,762.00
Pulaski County	154AL-2018-58020-8020	Selective Enforcement - Alcohol	\$18,740.00
Henry County	154AL-2018-58021-8021	Selective Enforcement - Alcohol	\$27,951.00
Spotsylvania County	154AL-2018-58028-8028	Selective Enforcement - Alcohol	\$116,050.00
Newport News City	154AL-2018-58029-8029	Selective Enforcement - Alcohol	\$57,924.00
Luray Town	154AL-2018-58031-8031	Selective Enforcement - Alcohol	\$8,550.00
Pearisburg Town	154AL-2018-58039-8039	Selective Enforcement - Alcohol	\$11,500.00
Altavista Town	154AL-2018-58043-8043	Selective Enforcement - Alcohol	\$3,500.00
Campbell County	154AL-2018-58045-8045	Selective Enforcement - Alcohol	\$23,694.00
Farmville Town	154AL-2018-58051-8051	Selective Enforcement - Alcohol	\$39,849.00
Winchester City	154AL-2018-58063-8063	Selective Enforcement - Alcohol	\$29,988.00
Roanoke County	154AL-2018-58073-8073	Selective Enforcement - Alcohol	\$58,800.00
Wythe County	154AL-2018-58079-8079	Selective Enforcement - Alcohol	\$17,702.00
Norton City	154AL-2018-58087-8087	Selective Enforcement - Alcohol	\$22,300.00
Washington County	154AL-2018-58089-8089	Selective Enforcement - Alcohol	\$28,800.00
Frederick County	154AL-2018-58093-8093	Selective Enforcement - Alcohol	\$26,367.00
Roanoke County	154AL-2018-58095-8095	Roanoke Valley DUI Task Force-Roanoke County	\$190,922.00
Franklin County	154AL-2018-58103-8103	Selective Enforcement - Alcohol	\$21,969.00
Buena Vista City	154AL-2018-58106-8106	Selective Enforcement - Alcohol	\$9,550.00
Fauquier County	154AL-2018-58114-8114	Selective Enforcement - Alcohol	\$29,557.00
Virginia Beach City	154AL-2018-58116-8116	Selective Enforcement - Alcohol	\$62,466.00
Richmond County	154AL-2018-58119-8119	Selective Enforcement - Alcohol	\$21,150.00
Virginia Department of State Police	154AL-2018-58120-8120	Selective Enforcement - Alcohol	\$790,000.00
Virginia Department of State Police	154AL-2018-58123-8123	(YOVASO) Youth of Virginia Speak Out Peer-to-Peer Traffic Safety Program - AL	\$212,309.00

Commission on VASAP	154AL-2018-58126-8126	Case Management Information System Maintenance Contract	\$75,000.00
Grayson County	154AL-2018-58128-8128	Selective Enforcement - Alcohol	\$14,600.00
Virginia Department of Criminal Justice Services	154AL-2018-58132-8132	SFST Training Program	\$85,163.00
Rockingham County	154AL-2018-58133-8133	Selective Enforcement - Alcohol	\$33,004.00
Lebanon Town	154AL-2018-58135-8135	Selective Enforcement - Alcohol	\$9,288.00
James City County	154AL-2018-58137-8137	Selective Enforcement - Alcohol	\$30,190.00
Augusta County	154AL-2018-58139-8139	Selective Enforcement - Alcohol	\$38,200.00
Fairfax County	154AL-2018-58152-8152	Selective Enforcement - Alcohol	\$182,400.00
Arlington County	154AL-2018-58153-8153	Selective Enforcement - Alcohol	\$32,590.00
Patrick County	154AL-2018-58164-8164	Selective Enforcement - Alcohol	\$20,374.00
Nelson County	154AL-2018-58165-8165	Selective Enforcement - Alcohol	\$11,650.00
Prince William County	154AL-2018-58166-8166	Selective Enforcement - Alcohol	\$155,860.00
Page County	154AL-2018-58169-8169	Selective Enforcement - Alcohol	\$9,500.00
Richmond City	154AL-2018-58180-8180	Selective Enforcement - Alcohol	\$95,900.00
Vinton Town	154AL-2018-58181-8181	Selective Enforcement - Alcohol	\$16,500.00
Front Royal Town	154AL-2018-58187-8187	Selective Enforcement - Alcohol	\$12,784.00
Williamsburg City	154AL-2018-58190-8190	Selective Enforcement - Alcohol	\$17,200.00
Virginia Department of Motor Vehicles	154AL-2018-58193-8193	DUI Data/Analysis/VASAP Projects	\$101,000.00
Shenandoah County	154AL-2018-58199-8199	Selective Enforcement - Alcohol	\$21,680.00
Salem City	154AL-2018-58203-8203	Roanoke Valley DUI Task Force-Salem	\$74,812.00
Westmoreland County	154AL-2018-58204-8204	Selective Enforcement - Alcohol	\$39,900.00
Suffolk City	154AL-2018-58207-8207	Selective Enforcement - Alcohol	\$29,604.00
Suffolk City	154AL-2018-58210-8210	DUI Task Force-Suffolk	\$153,692.00
Hanover County	154AL-2018-58215-8215	Selective Enforcement - Alcohol	\$76,154.00
Drive Smart of Virginia	154AL-2018-58225-8225	"Who's Your Driver" Impaired and OP Outreach Project - AL	\$608,689.00
Vinton Town	154AL-2018-58231-8231	Roanoke Valley DUI Task Force-Vinton	\$79,560.00
Clarke County	154AL-2018-58232-8232	Selective Enforcement - Alcohol	\$12,850.00
Blue Ridge Behavioral Healthcare	154AL-2018-58235-8235	Roanoke City Drinking & Driving Prevention	\$37,500.00
Charlotte County	154AL-2018-58237-8237	Selective Enforcement - Alcohol	\$18,300.00
Lynchburg City	154AL-2018-58240-8240	Selective Enforcement - Alcohol	\$33,100.00
Dinwiddie County	154AL-2018-58245-8245	Selective Enforcement - Alcohol	\$5,867.00
Broadway Town	154AL-2018-58254-8254	Selective Enforcement - Alcohol	\$3,650.00
Fluvanna County	154AL-2018-58259-8259	Selective Enforcement - Alcohol	\$16,750.00
Alleghany County	154AL-2018-58260-8260	Selective Enforcement - Alcohol	\$20,163.00

WRAP	154AL-2018-58270-8270	FY 2018 Checkpoint Strikeforce Campaign	\$1,129,805.00
Stafford County	154AL-2018-58271-8271	Selective Enforcement - Alcohol	\$37,200.00
Rockbridge County	154AL-2018-58272-8272	Selective Enforcement - Alcohol	\$13,870.00
The VA Association for Health, Physical Education, Recreation & Dance	154AL-2018-58277-8277	2018 Underage Drinking Prevention Grant	\$161,946.00
Mecklenburg County	154AL-2018-58279-8279	Selective Enforcement - Alcohol	\$21,940.00
Pittsylvania County	154AL-2018-58282-8282	Selective Enforcement - Alcohol	\$22,940.00
Ashland Town	154AL-2018-58313-8313	Selective Enforcement - Alcohol	\$3,380.00
Piedmont Community Services	154AL-2018-58318-8318	Franklin County Alcohol Prevention Collaborative	\$37,500.00
Roanoke City	154AL-2018-58323-8323	Selective Enforcement - Alcohol	\$33,688.00
Bristol City	154AL-2018-58328-8328	Selective Enforcement - Alcohol	\$42,416.00
Fairfax County	154AL-2018-58331-8331	DWI Task Force-Fairfax County	\$1,376,940.00
South Boston Town	154AL-2018-58332-8332	Selective Enforcement - Alcohol	\$13,580.00
Culpeper Town	154AL-2018-58334-8334	Selective Enforcement - Alcohol	\$11,645.00
Wytheville Town	154AL-2018-58340-8340	Selective Enforcement - Alcohol	\$21,790.00
Stanley Town	154AL-2018-58341-8341	Selective Enforcement - Alcohol	\$3,000.00
Surry County	154AL-2018-58350-8350	Selective Enforcement - Alcohol	\$19,864.00
Narrows Town	154AL-2018-58351-8351	Selective Enforcement - Alcohol	\$8,895.00
Colonial Heights City	154AL-2018-58353-8353	Selective Enforcement - Alcohol	\$13,248.00
Virginia Association of Chiefs of Police & Foundation, Inc.	154AL-2018-58357-8357	Virginia DUI Prevention & Education	\$125,960.00
Chase City Town	154AL-2018-58359-8359	Selective Enforcement - Alcohol	\$8,987.00
Virginia Department of Motor Vehicles	154AL-2018-58361-8361	Impaired Driving Program Coordinator- Alcohol Impaired Driving Reduction	\$88,402.00
Big Stone Gap Town	154AL-2018-58362-8362	Selective Enforcement - Alcohol	\$13,100.00
Lunenburg County	154AL-2018-58363-8363	Selective Enforcement - Alcohol	\$19,649.00
Amherst County	154AL-2018-58364-8364	Selective Enforcement - Alcohol	\$20,268.00
Drive Safe Hampton Roads	154AL-2018-58379-8379	Surviving the Drive	\$79,605.00
Danville City	154AL-2018-58380-8380	Selective Enforcement - Alcohol	\$16,437.00
Supreme Court of Va	154AL-2018-58383-8383	Judicial Outreach Liaison	\$71,250.00
Roanoke City	154AL-2018-58392-8392	Roanoke Valley DUI Task Force-Roanoke City	\$164,505.00
Honaker Town	154AL-2018-58394-8394	Selective Enforcement - Alcohol	\$7,246.00
Rocky Mount Town	154AL-2018-58396-8396	Selective Enforcement - Alcohol	\$12,100.00
Isle of Wight County	154AL-2018-58401-8401	Selective Enforcement - Alcohol	\$27,700.00
Automotive Coalition for Traffic Safety, Inc.	154AL-2018-58405-8405	Virginia DADSS Pilot Deployment Project FY18	\$5,099,210.00

Virginia Department of Motor Vehicles	154AL-2018-58407-8407	Alcohol Paid Media	\$375,000.00
Prevention Council of Roanoke County	154AL-2018-58410-8410	Prevention, Media, and Enforcement Collaboration to Impact Drinking and Driving	\$37,500.00
Campbell County	154AL-2018-58417-8417	HIPE Coalition-Campbell Cnty/Lynchburg Media & Community Education Partnership	\$37,500.00
Louisa Town	154AL-2018-58419-8419	Selective Enforcement - Alcohol	\$8,250.00
Marion Town	154AL-2018-58420-8420	Selective Enforcement - Alcohol	\$10,856.00
Waverly Town	154AL-2018-58424-8424	Selective Enforcement - Alcohol	\$7,971.00
		<b>Total 154AL</b>	<b>\$13,377,051.00</b>
Norfolk City	FAL-2018-58036-8036	Selective Enforcement - Alcohol	\$45,810.00
Chesterfield County	FAL-2018-58052-8052	Selective Enforcement - Alcohol	\$172,826.00
Substance Abuse Free Environment, Inc.	FAL-2018-58068-8068	SAFE Roadways in Chesterfield Phase III	\$149,998.00
Commission on VASAP	FAL-2018-58115-8115	Virginia Alcohol Safety Action Program (VASAP) Evaluation	\$100,000.00
Prince George County	FAL-2018-58273-8273	Selective Enforcement - Alcohol	\$16,260.00
Dublin Town	FAL-2018-58278-8278	Selective Enforcement - Alcohol	\$5,700.00
Wise County	FAL-2018-58296-8296	Selective Enforcement - Alcohol	\$37,600.00
West Point Town	FAL-2018-58321-8321	Selective Enforcement - Alcohol	\$3,000.00
York County	FAL-2018-58360-8360	Selective Enforcement - Alcohol	\$41,983.00
Berryville Town	FAL-2018-58375-8375	Selective Enforcement - Alcohol	\$5,010.00
Virginia Department of Motor Vehicles	FCP-2018-58174-8174	VAHSO Travel & Training	\$55,000.00
Commission on VASAP	FCP-2018-58256-8256	Commission on VASAP Professional Staff Development	\$12,352.00
Virginia Department of Motor Vehicles	FCP-2018-58374-8374	Impaired Driving Program Coordination- Drug-Impaired, Distracted & Drowsy	\$29,466.00
Supreme Court of Va	FCP-2018-58381-8381	Judicial Outreach Liaison-402	\$23,750.00
Virginia Department of Motor Vehicles	FCP-2018-58425-8425	Virginia Highway Safety Summit FY2018	\$80,000.00
Power of Wisdom Inc.	FDE-2018-58220-8220	Driven to Change	\$69,031.00
Prince William County	FDE-2018-58255-8255	Partners for Safe Teen Driving	\$103,117.00
Drive Smart of Virginia	FDE-2018-58297-8297	Community and Workplace Traffic Safety Education and Outreach	\$212,469.00
Virginia Department of Motor Vehicles	FDE-2018-58320-8320	45 hour Parent Teen Guide	\$46,905.00



Virginia Trucking Assoc. Foundation	FDE-2018-58378-8378	Truck Safety Programs Coordinator	\$19,224.00
Virginia Dept of Education	FDE-2018-58395-8395	Driver Education	\$207,000.00
Dept for Aging and Rehabilitative Services	FDE-2018-58400-8400	Virginia GrandDriver: Full Speed Ahead	\$312,760.00
Portsmouth City	FOP-2018-58003-8003	Selective Enforcement - Occupant Protection	\$15,656.00
Onancock Town	FOP-2018-58011-8011	Selective Enforcement - Occupant Protection	\$6,372.00
Chesapeake City	FOP-2018-58054-8054	Selective Enforcement - Occupant Protection	\$15,300.00
Norfolk City	FOP-2018-58071-8071	Selective Enforcement - Occupant Protection	\$3,500.00
Roanoke County	FOP-2018-58076-8076	Selective Enforcement - Occupant Protection	\$11,700.00
Wythe County	FOP-2018-58080-8080	Selective Enforcement - Occupant Protection	\$11,376.00
South Hill Town	FOP-2018-58085-8085	Selective Enforcement - Occupant Protection	\$11,000.00
Exmore Town	FOP-2018-58086-8086	Selective Enforcement - Occupant Protection	\$900.00
Washington County	FOP-2018-58090-8090	Selective Enforcement - Occupant Protection	\$6,600.00
Manassas Park City	FOP-2018-58091-8091	Selective Enforcement - Occupant Protection	\$3,000.00
Tazewell County	FOP-2018-58096-8096	Selective Enforcement - Occupant Protection	\$8,125.00
Virginia Beach City	FOP-2018-58104-8104	Selective Enforcement - Occupant Protection	\$52,000.00
Virginia State Police	FOP-2018-58107-8107	(YOVASO) Youth of Virginia Speak Out Peer-to-Peer Traffic Safety Program - OP	\$235,959.00
Buena Vista City	FOP-2018-58122-8122	Selective Enforcement - Occupant Protection	\$3,500.00
Lexington City	FOP-2018-58140-8140	Selective Enforcement - Occupant Protection	\$3,500.00
Salem City	FOP-2018-58148-8148	Selective Enforcement - Occupant Protection	\$3,300.00
Prince William County	FOP-2018-58155-8155	Selective Enforcement - Occupant Protection	\$23,300.00
Arlington County	FOP-2018-58158-8158	Selective Enforcement - Occupant Protection	\$5,500.00
Chatham Town	FOP-2018-58161-8161	Selective Enforcement - Occupant Protection	\$3,000.00

Gloucester County	FOP-2018-58192-8192	Selective Enforcement - Occupant Protection	\$5,600.00
Richmond City	FOP-2018-58195-8195	Selective Enforcement - Occupant Protection	\$10,000.00
Drive Safe Hampton Roads	FOP-2018-58200-8200	Occupant Protection	\$52,117.00
New Kent County	FOP-2018-58211-8211	Selective Enforcement - Occupant Protection	\$7,000.00
Stafford County	FOP-2018-58251-8251	Selective Enforcement - Occupant Protection	\$5,005.00
Hillsville Town	FOP-2018-58266-8266	Selective Enforcement - Occupant Protection	\$3,900.00
Pittsylvania County	FOP-2018-58305-8305	Selective Enforcement - Occupant Protection	\$4,050.00
Prince George County	FOP-2018-58317-8317	Selective Enforcement - Occupant Protection	\$5,040.00
Roanoke City	FOP-2018-58324-8324	Selective Enforcement - Occupant Protection	\$6,400.00
Christiansburg Town	FOP-2018-58333-8333	Selective Enforcement - Occupant Protection	\$3,400.00
South Boston Town	FOP-2018-58338-8338	Selective Enforcement - Occupant Protection	\$3,562.00
James City County	FOP-2018-58372-8372	Selective Enforcement - Occupant Protection	\$5,390.00
Galax City	FOP-2018-58377-8377	Selective Enforcement - Occupant Protection	\$6,610.00
Henrico County	FOP-2018-58393-8393	Selective Enforcement - Occupant Protection	\$27,000.00
Danville City	FOP-2018-58416-8416	Selective Enforcement - Occupant Protection	\$4,500.00
Richmond Ambulance Authority	FMC-2018-58275-8275	Rider Alert	\$13,200.00
Virginia Department of Motor Vehicles	FMC-2018-58403-8403	402 Motorcycle Safety Media	\$80,000.00
Motorcycle Safety League of Va	FMC-2018-58404-8404	Motorcycle & Sidecar/Trike Education - 402	\$243,000.00
Virginia Department of Motor Vehicles	FMC-2018-58406-8406	2010 Motorists' Awareness of Motorcycles	\$66,000.00
Virginia Department of Motor Vehicles	FPA-2018-58399-8399	Planning and Administration	\$276,281.00
Metropolitan Richmond Sports Backers, Inc.	FPS-2018-58118-8118	Working Towards Zero Pedestrian Deaths in the Richmond Region	\$18,900.00

Northern Virginia Regional Commission	FPS-2018-58131-8131	2018 Share Virginia Roads Bicycle and Pedestrian Safety Activities and Outreach	\$74,445.00
Salem City	FPS-2018-58151-8151	Selective Enforcement - Pedestrian/Bicycle	\$1,980.00
Arlington County	FPS-2018-58157-8157	Selective Enforcement - Pedestrian/Bicycle	\$7,920.00
Prince William County	FPS-2018-58178-8178	Selective Enforcement - Pedestrian/Bicycle	\$6,750.00
Richmond City	FPS-2018-58198-8198	Selective Enforcement - Pedestrian/Bicycle	\$6,500.00
Harrisonburg City	FPS-2018-58298-8298	Selective Enforcement - Pedestrian/Bicycle	\$1,824.00
Roanoke City	FPS-2018-58326-8326	Selective Enforcement - Pedestrian/Bicycle	\$3,200.00
Fairfax County	FPS-2018-58330-8330	Selective Enforcement - Pedestrian/Bicycle	\$6,000.00
Metro Washington Council of Gov	FPS-2018-58347-8347	Street Smart Pedestrian and Bicycle Safety Program	\$175,000.00
VA Association of Chiefs of Police & Foundation, Inc.	FPT-2018-58358-8358	Virginia Law Enforcement Training and Resources	\$214,918.00
Virginia Department of Motor Vehicles	FPT-2018-58382-8382	FY 2018 Law Enforcement Liaisons	\$166,300.00
Virginia Department of Motor Vehicles	FRS-2018-58056-8056	Crash Investigation & Reconstruction Program	\$134,425.00
Virginia Beach City	FRS-2018-58214-8214	Regional Training in Traffic Engineering	\$20,000.00
Virginia Department of Motor Vehicles	FRS-2018-58322-8322	Crash Investigation & Reconstruction Program - Alcohol Funding	\$47,720.00
Herndon Town	FSC-2018-58006-8006	Selective Enforcement - Speed	\$14,850.00
Haymarket Town	FSC-2018-58010-8010	Selective Enforcement - Speed	\$4,500.00
Loudoun County	FSC-2018-58015-8015	Selective Enforcement - Speed	\$26,920.00
Tazewell Town	FSC-2018-58022-8022	Selective Enforcement - Speed	\$5,000.00
Weber City Town	FSC-2018-58024-8024	Selective Enforcement - Speed	\$6,750.00
Floyd County	FSC-2018-58030-8030	Selective Enforcement - Speed	\$8,400.00
Pulaski County	FSC-2018-58032-8032	Selective Enforcement - Speed	\$5,890.00
Montgomery County	FSC-2018-58034-8034	Selective Enforcement - Speed	\$9,180.00
Powhatan County	FSC-2018-58035-8035	Selective Enforcement - Speed	\$19,800.00
Greene County	FSC-2018-58038-8038	Selective Enforcement - Speed	\$4,965.00
Vienna Town	FSC-2018-58042-8042	Selective Enforcement - Speed	\$17,460.00

Altavista Town	FSC-2018-58044-8044	Selective Enforcement - Speed	\$3,500.00
Campbell County	FSC-2018-58046-8046	Selective Enforcement - Speed	\$12,800.00
Prince Edward County	FSC-2018-58050-8050	Selective Enforcement - Speed	\$4,736.00
Bland County	FSC-2018-58053-8053	Selective Enforcement - Speed	\$10,000.00
Bedford County	FSC-2018-58058-8058	Selective Enforcement - Speed	\$10,200.00
Pearisburg Town	FSC-2018-58060-8060	Selective Enforcement - Speed	\$7,000.00
Boykins Town	FSC-2018-58069-8069	Selective Enforcement - Speed	\$6,961.00
King George County	FSC-2018-58070-8070	Selective Enforcement - Speed	\$8,000.00
Exmore Town	FSC-2018-58084-8084	Selective Enforcement - Speed	\$10,500.00
Frederick County	FSC-2018-58098-8098	Selective Enforcement - Speed	\$10,000.00
Blacksburg Town	FSC-2018-58099-8099	Selective Enforcement - Speed	\$10,800.00
Manassas Park City	FSC-2018-58100-8100	Selective Enforcement - Speed	\$20,000.00
Timberville Town	FSC-2018-58109-8109	Selective Enforcement - Speed	\$3,300.00
Blackstone Town	FSC-2018-58111-8111	Selective Enforcement - Speed	\$5,859.00
Carroll County	FSC-2018-58112-8112	Selective Enforcement - Speed	\$16,200.00
Richmond County	FSC-2018-58113-8113	Selective Enforcement - Speed	\$8,250.00
Fauquier County	FSC-2018-58124-8124	Selective Enforcement - Speed	\$10,000.00
Craig County	FSC-2018-58127-8127	Selective Enforcement - Speed	\$8,750.00
Amelia County	FSC-2018-58129-8129	Selective Enforcement - Speed	\$17,943.00
Lynchburg City	FSC-2018-58130-8130	Selective Enforcement - Speed	\$14,000.00
Dublin Town	FSC-2018-58134-8134	Selective Enforcement - Speed	\$4,500.00
Henry County	FSC-2018-58136-8136	Selective Enforcement - Speed	\$12,750.00
Franklin County	FSC-2018-58141-8141	Selective Enforcement - Speed	\$10,500.00
Crewe Town	FSC-2018-58144-8144	Selective Enforcement - Speed	\$6,132.00
Scott County	FSC-2018-58146-8146	Selective Enforcement - Speed	\$3,500.00
Salem City	FSC-2018-58147-8147	Selective Enforcement - Speed	\$9,735.00
Nottoway County	FSC-2018-58149-8149	Selective Enforcement - Speed	\$7,460.00
Arlington County	FSC-2018-58154-8154	Selective Enforcement - Speed	\$17,460.00
Augusta County	FSC-2018-58156-8156	Selective Enforcement - Speed	\$8,500.00
Pembroke Town	FSC-2018-58159-8159	Selective Enforcement - Speed	\$7,500.00
Chatham Town	FSC-2018-58162-8162	Selective Enforcement - Speed	\$3,000.00
Ashland Town	FSC-2018-58167-8167	Selective Enforcement - Speed	\$5,760.00
Washington County	FSC-2018-58168-8168	Selective Enforcement - Speed	\$13,200.00
Halifax Town	FSC-2018-58173-8173	Selective Enforcement - Speed	\$9,875.00
Hopewell City	FSC-2018-58176-8176	Selective Enforcement - Speed	\$10,101.00
Courtland Town	FSC-2018-58179-8179	Selective Enforcement - Speed	\$3,726.00
Williamsburg City	FSC-2018-58183-8183	Selective Enforcement - Speed	\$8,000.00
Arlington County	FSC-2018-58185-8185	Selective Enforcement - Speed	\$14,500.00
Westmoreland County	FSC-2018-58191-8191	Selective Enforcement - Speed	\$11,300.00
Rappahannock County	FSC-2018-58196-8196	Selective Enforcement - Speed	\$8,750.00
Waynesboro City	FSC-2018-58201-8201	Selective Enforcement - Speed	\$14,000.00

Mathews County	FSC-2018-58208-8208	Selective Enforcement - Speed	\$5,760.00
New Kent County	FSC-2018-58212-8212	Selective Enforcement - Speed	\$13,000.00
Saint Paul Town	FSC-2018-58218-8218	Selective Enforcement - Speed	\$1,830.00
Halifax County	FSC-2018-58221-8221	Selective Enforcement - Speed	\$6,680.00
Essex County	FSC-2018-58224-8224	Selective Enforcement - Speed	\$8,675.00
Charles City County	FSC-2018-58226-8226	Selective Enforcement - Speed	\$13,500.00
Rockbridge County	FSC-2018-58227-8227	Selective Enforcement - Speed	\$5,250.00
Gloucester County	FSC-2018-58228-8228	Selective Enforcement - Speed	\$6,125.00
Tappahannock Town	FSC-2018-58230-8230	Selective Enforcement - Speed	\$5,400.00
Warsaw Town	FSC-2018-58236-8236	Selective Enforcement - Speed	\$4,050.00
Farmville Town	FSC-2018-58238-8238	Selective Enforcement - Speed	\$12,000.00
Gate City Town	FSC-2018-58239-8239	Selective Enforcement - Speed	\$3,000.00
Chincoteague Town	FSC-2018-58244-8244	Selective Enforcement - Speed	\$7,500.00
Virginia Commonwealth University	FSC-2018-58246-8246	Selective Enforcement - Speed	\$10,800.00
Clarke County	FSC-2018-58249-8249	Selective Enforcement - Speed	\$5,180.00
Front Royal Town	FSC-2018-58250-8250	Selective Enforcement - Speed	\$4,000.00
Poquoson City	FSC-2018-58252-8252	Selective Enforcement - Speed	\$6,562.00
Strasburg Town	FSC-2018-58253-8253	Selective Enforcement - Speed	\$5,700.00
Patrick County	FSC-2018-58257-8257	Selective Enforcement - Speed	\$5,400.00
Alleghany County	FSC-2018-58263-8263	Selective Enforcement - Speed	\$7,500.00
Manassas City	FSC-2018-58265-8265	Selective Enforcement - Speed	\$16,000.00
Buckingham County	FSC-2018-58267-8267	Selective Enforcement - Speed	\$14,000.00
Hillsville Town	FSC-2018-58268-8268	Selective Enforcement - Speed	\$5,850.00
Stafford County	FSC-2018-58274-8274	Selective Enforcement - Speed	\$10,500.00
Goochland County	FSC-2018-58287-8287	Selective Enforcement - Speed	\$17,300.00
Martinsville City	FSC-2018-58291-8291	Selective Enforcement - Speed	\$3,500.00
Falls Church City	FSC-2018-58292-8292	Selective Enforcement - Speed	\$13,604.00
King William County	FSC-2018-58293-8293	Selective Enforcement - Speed	\$9,990.00
King and Queen County	FSC-2018-58295-8295	Selective Enforcement - Speed	\$7,500.00
Pittsylvania County	FSC-2018-58301-8301	Selective Enforcement - Speed	\$9,450.00
Harrisonburg City	FSC-2018-58302-8302	Selective Enforcement - Speed	\$7,600.00
Albemarle County	FSC-2018-58309-8309	Selective Enforcement - Speed	\$8,734.00
Radford City	FSC-2018-58311-8311	Selective Enforcement - Speed	\$4,050.00
Fairfax City	FSC-2018-58315-8315	Selective Enforcement - Speed	\$12,500.00
Prince George County	FSC-2018-58319-8319	Selective Enforcement - Speed	\$5,040.00
Roanoke City	FSC-2018-58325-8325	Selective Enforcement - Speed	\$14,784.00
Christiansburg Town	FSC-2018-58327-8327	Selective Enforcement - Speed	\$10,880.00
Fredericksburg City	FSC-2018-58336-8336	Selective Enforcement - Speed	\$13,825.00
Culpeper Town	FSC-2018-58337-8337	Selective Enforcement - Speed	\$3,800.00
Bedford Town	FSC-2018-58339-8339	Selective Enforcement - Speed	\$4,500.00

Galax City	FSC-2018-58344-8344	Selective Enforcement - Speed	\$5,164.00
Narrows Town	FSC-2018-58352-8352	Selective Enforcement - Speed	\$4,500.00
Botetourt County	FSC-2018-58365-8365	Selective Enforcement - Speed	\$5,250.00
Amherst County	FSC-2018-58366-8366	Selective Enforcement - Speed	\$9,250.00
Orange County	FSC-2018-58367-8367	Selective Enforcement - Speed	\$13,800.00
James City County	FSC-2018-58371-8371	Selective Enforcement - Speed	\$19,250.00
Windsor Town	FSC-2018-58373-8373	Selective Enforcement - Speed	\$12,250.00
Madison County	FSC-2018-58376-8376	Selective Enforcement - Speed	\$7,750.00
Northampton County	FSC-2018-58389-8389	Selective Enforcement - Speed	\$10,800.00
Onley Town	FSC-2018-58402-8402	Selective Enforcement - Speed	\$6,000.00
Jonesville Town	FSC-2018-58408-8408	Selective Enforcement - Speed	\$3,000.00
Abingdon Town	FSC-2018-58411-8411	Selective Enforcement - Speed	\$12,450.00
Cumberland County	FSC-2018-58414-8414	Selective Enforcement - Speed	\$8,060.00
Danville City	FSC-2018-58415-8415	Selective Enforcement - Speed	\$7,800.00
Louisa County	FSC-2018-58423-8423	Selective Enforcement - Speed	\$7,100.00
Virginia Department of Motor Vehicles	FTR-2018-58163-8163	VAHSO/VA Tech Crash Location Project	\$251,857.00
Virginia Department of Motor Vehicles	FTR-2018-58177-8177	VAHSO/TR Program - Data Analyst	\$60,750.00
Virginia Department of Motor Vehicles	FTR-2018-58184-8184	VA Tech Analytics and Reporting	\$260,253.00
Supreme Court of Va	FTR-2018-58286-8286	Improve Traffic Data: Create New and Modify Existing Traffic Reports	\$44,850.00
Spotsylvania County	SC-2018-58027-8027	Selective Enforcement - Speed	\$52,200.00
Chesterfield County	SC-2018-58037-8037	Selective Enforcement - Speed	\$81,000.00
Norfolk City	SC-2018-58049-8049	Selective Enforcement - Speed	\$30,560.00
Roanoke County	SC-2018-58075-8075	Selective Enforcement - Speed	\$29,250.00
Wythe County	SC-2018-58078-8078	Selective Enforcement - Speed	\$28,000.00
Hampton City	SC-2018-58082-8082	Selective Enforcement - Speed	\$50,450.00
Virginia Department of State Police	SC-2018-58121-8121	Selective Enforcement - Speed	\$622,500.00
Prince William County	SC-2018-58170-8170	Selective Enforcement - Speed	\$22,500.00
Richmond City	SC-2018-58194-8194	Selective Enforcement - Speed	\$40,000.00
Fairfax County	SC-2018-58329-8329	Selective Enforcement - Speed	\$30,000.00
Henrico County	SC-2018-58369-8369	Selective Enforcement - Speed	\$45,000.00
		<b>Total NHTSA 402</b>	<b>\$6,512,462.00</b>
Children's Hospital/King's Daughters	FM2CSS-2018-58064-8064	The Child Passenger Safety Program at CHKD	\$22,550.00

Tazewell Town	FM2HVE-2018-58023-8023	Selective Enforcement - Occupant Protection	\$2,000.00
Campbell County	FM2HVE-2018-58047-8047	Selective Enforcement - Occupant Protection	\$3,200.00
Virginia Department of State Police	FM2HVE-2018-58117-8117	Selective Enforcement - Occupant Protection	\$176,000.00
Westmoreland County	FM2HVE-2018-58172-8172	Selective Enforcement - Occupant Protection	\$3,000.00
Page County	FM2HVE-2018-58182-8182	Selective Enforcement - Occupant Protection	\$5,250.00
Suffolk City	FM2HVE-2018-58205-8205	Selective Enforcement - Occupant Protection	\$3,108.00
Rockbridge County	FM2HVE-2018-58222-8222	Selective Enforcement - Occupant Protection	\$4,200.00
King and Queen County	FM2HVE-2018-58303-8303	Selective Enforcement - Occupant Protection	\$3,000.00
Ashland Town	FM2HVE-2018-58314-8314	Selective Enforcement - Occupant Protection	\$3,240.00
Virginia Department of Motor Vehicles	FM2HVE-2018-58409-8409	Occupant Protection Paid Media	\$544,000.00
Old Dominion University Research Foundation	FM2OP-2018-58217-8217	Virginia Seat Belt and CORE Surveys 2018	\$162,744.00
Eastern VA Medical School	FM2PE-2018-58059-8059	Keeping Children Safe: Progressive Dissemination of a Booster Seat Intervention	\$100,300.00
Old Dominion University Research Foundation	FM2PE-2018-58216-8216	Occupant Protection in Virginia: Working to Expand Effective Programs	\$133,068.00
Drive Smart of Virginia	FM2PE-2018-58233-8233	"Who's Your Driver" Impaired and OP Outreach Project - OP	\$152,172.00
Drive Smart of Virginia	FM2PE-2018-58300-8300	Occupant Protection Education & Outreach	\$172,863.00
Virginia Department of Motor Vehicles	FM2TR-2018-58081-8081	Occupant Protection for Children Training	\$49,635.00
Virginia Dept of Health	FM2TR-2018-58088-8088	VDH Child Passenger Safety Program	\$412,546.00
		<b>Total 405b OP Low</b>	<b>\$1,952,876.00</b>
Virginia Department of Motor Vehicles	FM3DA-2018-58345-8345	S2S Verification System	\$60,000.00

Virginia Department of Motor Vehicles	M3DA-2018-58202-8202	TREDS Projects - Virginia Highway Safety Information System	\$1,312,850.00
		<b>Total 405c Data Programs</b>	<b>\$1,372,850.00</b>
Bedford County	M6OT-2018-58013-8013	Selective Enforcement - Alcohol	\$15,100.00
Tazewell Town	M6OT-2018-58017-8017	Selective Enforcement - Alcohol	\$13,390.00
Bluefield Town	M6OT-2018-58019-8019	Selective Enforcement - Alcohol	\$11,692.00
Vienna Town	M6OT-2018-58040-8040	Selective Enforcement - Alcohol	\$26,772.00
Powhatan County	M6OT-2018-58041-8041	Selective Enforcement - Alcohol	\$25,250.00
Prince Edward County	M6OT-2018-58048-8048	Selective Enforcement - Alcohol	\$7,990.00
Coeburn Town	M6OT-2018-58057-8057	Selective Enforcement - Alcohol	\$9,500.00
Dickenson County	M6OT-2018-58061-8061	Selective Enforcement - Alcohol	\$14,996.00
Norfolk City	M6OT-2018-58062-8062	Selective Enforcement - Alcohol	\$4,605.00
Botetourt County	M6OT-2018-58065-8065	Selective Enforcement - Alcohol	\$10,500.00
Commonwealth Attorney's Services Council	M6OT-2018-58066-8066	TSRP, Advanced DUI, DUID	\$190,815.00
Petersburg City	M6OT-2018-58072-8072	Selective Enforcement - Alcohol	\$80,470.00
King George County	M6OT-2018-58074-8074	Selective Enforcement - Alcohol	\$4,800.00
Saint Paul Town	M6OT-2018-58077-8077	Selective Enforcement - Alcohol	\$5,678.00
Manassas Park City	M6OT-2018-58094-8094	Selective Enforcement - Alcohol	\$14,000.00
Commission on VASAP	M6OT-2018-58097-8097	Commission on VASAP Training Conference and VASAP & DMV Regional Training	\$118,075.00
Lexington City	M6OT-2018-58102-8102	Selective Enforcement - Alcohol	\$8,750.00
Appomattox County	M6OT-2018-58105-8105	Selective Enforcement - Alcohol	\$14,400.00
Virginia Department of Forensic Science (DFS)	M6OT-2018-58138-8138	DFS Breath Alcohol Training Program	\$220,571.00
Scott County	M6OT-2018-58142-8142	Selective Enforcement - Alcohol	\$19,400.00
Salem City	M6OT-2018-58145-8145	Selective Enforcement - Alcohol	\$7,425.00
MADD	M6OT-2018-58175-8175	MADD Impaired Driving Safety Countermeasures	\$430,617.00
Virginia Department of Motor Vehicles	M6OT-2018-58186-8186	Judicial Transportation Safety Conference	\$60,000.00
Gloucester County	M6OT-2018-58188-8188	Selective Enforcement - Alcohol	\$19,840.00
Montgomery County	M6OT-2018-58197-8197	Selective Enforcement - Alcohol	\$12,240.00
New Kent County	M6OT-2018-58209-8209	Selective Enforcement - Alcohol	\$33,500.00
University of Richmond	M6OT-2018-58219-8219	Selective Enforcement - Alcohol	\$5,500.00
Gate City Town	M6OT-2018-58234-8234	Selective Enforcement - Alcohol	\$9,100.00
Chilhowie Town	M6OT-2018-58243-8243	Selective Enforcement - Alcohol	\$14,584.00
Virginia Commonwealth University	M6OT-2018-58247-8247	Selective Enforcement - Alcohol	\$20,300.00



Poquoson City	M6OT-2018-58248-8248	Selective Enforcement - Alcohol	\$5,192.00
Hillsville Town	M6OT-2018-58264-8264	Selective Enforcement - Alcohol	\$6,240.00
WRAP	M6OT-2018-58269-8269	FY 2018 Public Education & Information and Youth Outreach Programs	\$169,840.00
Russell County	M6OT-2018-58280-8280	Selective Enforcement - Alcohol	\$9,740.00
Goochland County	M6OT-2018-58281-8281	Selective Enforcement - Alcohol	\$14,700.00
Accomack County	M6OT-2018-58283-8283	Selective Enforcement - Alcohol	\$21,915.00
King and Queen County	M6OT-2018-58284-8284	Selective Enforcement - Alcohol	\$10,350.00
Radford City	M6OT-2018-58285-8285	Selective Enforcement - Alcohol	\$7,750.00
Virginia Department of Motor Vehicles	M6OT-2018-58299-8299	BAC Data Collection and Submission	\$504,678.00
Drive Smart of Virginia	M6OT-2018-58304-8304	Impaired Driving Education & Outreach	\$207,956.00
Henrico County	M6OT-2018-58308-8308	Selective Enforcement - Alcohol	\$223,464.00
Fairfax City	M6OT-2018-58310-8310	Selective Enforcement - Alcohol	\$21,600.00
Bedford Town	M6OT-2018-58312-8312	Selective Enforcement - Alcohol	\$7,200.00
Clarksville Town	M6OT-2018-58316-8316	Selective Enforcement - Alcohol	\$4,960.00
Buchanan County	M6OT-2018-58335-8335	Selective Enforcement - Alcohol	\$16,290.00
Supreme Court of Va	M6OT-2018-58342-8342	DUI/Drug Courts Solutions to Impaired Driving	\$141,600.00
Galax City	M6OT-2018-58348-8348	Selective Enforcement - Alcohol	\$9,502.00
Lee County	M6OT-2018-58349-8349	Selective Enforcement - Alcohol	\$28,188.00
Saltville Town	M6OT-2018-58354-8354	Selective Enforcement - Alcohol	\$9,100.00
Albemarle County	M6OT-2018-58368-8368	Selective Enforcement - Alcohol	\$20,000.00
Virginia Polytechnic Institute	M6OT-2018-58370-8370	Selective Enforcement - Alcohol	\$8,010.00
Alexandria City	M6OT-2018-58384-8384	Selective Enforcement - Alcohol	\$30,375.00
Fredericksburg City	M6OT-2018-58385-8385	Selective Enforcement - Alcohol	\$2,520.00
Buckingham County	M6OT-2018-58388-8388	Selective Enforcement - Alcohol	\$27,009.00
Virginia Department of Motor Vehicles	M6OT-2018-58398-8398	ARIDE Training	\$30,000.00
Sussex County	M6OT-2018-58412-8412	Selective Enforcement - Alcohol	\$16,700.00
Virginia Department of Motor Vehicles	M6OT-2018-58413-8413	DRE Program	\$86,000.00
Culpeper County	M6OT-2018-58421-8421	Selective Enforcement - Alcohol	\$17,033.00
Virginia Department of Alcohol & Beverage Control	M6OT-2018-58422-8422	Selective Enforcement - Alcohol	\$99,750.00
		<b>Total 405d Impaired Driving</b>	<b>\$3,187,522.00</b>
Motorcycle Safety League of Va	M9MT-2018-58418-8418	Motorcycle Curriculum and Three Wheel Training Equipment - 405 Grant	\$169,050.00

		<b>Total 405f Motorcycle Programs</b>	<b>\$169,050.00</b>
Smyth County	K8-2018-58025-8025	Selective Enforcement - Alcohol	\$5,898.00
Chesapeake City	K8-2018-58033-8033	Selective Enforcement - Alcohol	\$20,792.00
Clintwood Town	K8-2018-58067-8067	Selective Enforcement - Alcohol	\$14,660.00
Blacksburg Town	K8-2018-58083-8083	Selective Enforcement - Alcohol	\$18,000.00
Tazewell County	K8-2018-58092-8092	Selective Enforcement - Alcohol	\$14,400.00
Purcellville Town	K8-2018-58110-8110	Selective Enforcement - Alcohol	\$4,875.00
Richlands Town	K8-2018-58150-8150	Selective Enforcement - Alcohol	\$9,900.00
Independence Town	K8-2018-58189-8189	Selective Enforcement - Alcohol	\$4,550.00
Mathews County	K8-2018-58206-8206	Selective Enforcement - Alcohol	\$8,200.00
Wise Town	K8-2018-58213-8213	Selective Enforcement - Alcohol	\$23,740.00
Dayton Town	K8-2018-58223-8223	Selective Enforcement - Alcohol	\$5,692.00
New Market Town	K8-2018-58276-8276	Selective Enforcement - Alcohol	\$7,080.00
Martinsville City	K8-2018-58290-8290	Selective Enforcement - Alcohol	\$5,250.00
Christiansburg Town	K8-2018-58294-8294	Selective Enforcement - Alcohol	\$13,600.00
Warrenton Town	K8-2018-58306-8306	Selective Enforcement - Alcohol	\$5,000.00
Pennington Gap Town	K8-2018-58355-8355	Selective Enforcement - Alcohol	\$17,442.00
The Rectors and Visitors of the University of Virginia	K8-2018-58387-8387	Alcohol and/or Inappropriate Drug Use Screening and Intervention - UVA Trauma	\$54,057.00
Caroline County	K8-2018-58397-8397	Selective Enforcement - Alcohol	\$42,373.00
		<b>Total 410 Alcohol</b>	<b>\$275,509.00</b>

<b>GRAND TOTAL - All Grants</b>	<b>\$26,847,320.00</b>
---------------------------------	------------------------

## Appendix C

### FY 2018 SECTION 405 PART 5: MOTORCYCLIST SAFETY QUALIFICATIONS

#### MOTORCYCLE RIDER TRAINING COURSE:

Virginia currently has an active Motorcycle riding training course that meets the requirements set forth in 23 CFR 1200.25 (1).

1. The Code of Virginia §46.2-1188 identifies the Virginia Department of Motor Vehicles (DMV) as the designated State authority over motorcyclist safety issues.

§ 46.2-1188. Motorcycle rider safety training courses.

"Motorcycle rider safety training courses" shall mean courses of instruction in the operation of motorcycles, including instruction in the safe on-road operation of motorcycles, the rules of the road, and the laws of the Commonwealth relating to motor vehicles. Courses shall meet the requirements of this article and be approved by the Department of Motor Vehicles. Qualifying providers of such courses shall either be reimbursed for eligible costs or not be reimbursed as provided in § [46.2-1192](#).

(1984, c. 476, § 46.1-566; 1989, c. 727; 2001, cc. [21](#), [27](#); 2004, c. [734](#).)

2. The *VIRGINIA RIDER TRAINING PROGRAM POLICY AND PROCEDURES* states:

"The current DMV-approved curriculum for basic rider training is the Motorcycle Safety Foundation's Basic Rider Course. Each participant enrolled in a basic rider course must receive no less than the minimum number of hours of classroom and on-cycle instruction as specified in the current curriculum. Basic rider training will include a module on the effects of alcohol and other drugs on motorcycle operation, and a thorough review of Virginia laws and rules of the road applicable to motorcycles."

3. Training courses are offered at 35 licensed locations statewide with 45 training ranges, including one mobile unit. The following table demonstrates that courses are offered and are available in state jurisdictions that account for a majority of the state's registered motorcycles. Courses are not offered one per locality, but instead they are offered through the 36 licensed locations continually throughout the year. Citizens may attend courses outside the jurisdictions where their motorcycles are registered, and locations or sites have been established to accommodate the largest number of Virginia riders possible. Motorcycles training site information and motorcycle registrations by jurisdiction (based on DMV figures for 2016) are presented below:

Complete List of Counties in the State	Motorcycle Registration Data by County		Training Site Information by County	
	Yes, there is a Training Site in the County	No, there is not a Training Site in the County	Yes, there is a Training Site in the County	No, there is not a Training Site in the County
Accomack County		1644		1
Albemarle County/Charlottesville	2,769		1	
Alleghany County		587		1
Amelia County		463		1
Amherst County		929		1
Appomattox County		416		1
Arlington County	2912		1	
Augusta County/Waynesboro	3,718		1	
Bath County		174		1
Bedford County/Lynchburg	4068		1	
Bland County		241		1
Botetourt County		1,406		1
Brunswick County	388		1	
Buchanan County		789		1
Buckingham County		369		1
Campbell County		1,641		1
Caroline County		1000		1
Carroll County		1,045		1
Charles City County	281		1	1
Charlotte County	267		1	
Chesterfield County/Colonial Heights/Hopewell/Petersburg	9114		1	
Clarke County		673		1
Craig County		137		1
Culpeper County		1,583		1
Cumberland County		238		1
Dickenson County		403		1
Dinwiddie County		915		1
Essex County		232		1
Fairfax County/Fairfax/Falls Church	17,722		1	
Fauquier County		2832		1
Floyd County		605		1
Fluvanna County		693		1
Franklin County		2,003		1
Frederick County/Winchester	3,566		1	
Giles County		558		1
Gloucester County	1,613		1	
Goochland County		625		1
Grayson County		516		1

Greene County		596		1
Greensville County		209		1
Halifax County		944		1
Hanover County	3,068		1	
Henrico County/Richmond	9,339		1	
Henry County/Martinsville	1746		1	
Highland County		123		1
Isle of Wight County		1,363		1
James City County		1,449		1
King and Queen County		230		1
King George County		1,086		1
King William County		552		1
Lancaster County		363		1
Lee County		477		1
Loudoun County	7544		1	
Louisa County		1,294		1
Lunenburg County		309		1
Madison County		428		1
Mathews County		301		1
Mecklenburg County		870		1
Middlesex County		376		1
Montgomery County		2,177		1
Nelson County		488		1
New Kent County		821		1
Northampton County	288		1	
Northumberland County		523		1
Nottoway County		327		1
Orange County	1,206		1	
Page County		791		1
Patrick County		739		1
Pittsylvania County/Danville	1,900		1	
Powhatan County		1,066		1
Prince Edward County		415		1
Prince George County	1,252		1	
Prince William County/Manassas/Manassas Park	12,313		1	
Pulaski County	1,311		1	
Rappahannock County		253		1
Richmond County	204		1	
Roanoke County/Salem/Roanoke	5,747		1	
Rockbridge County/Buena Vista/Lexington	907		1	
Rockingham County	3,467		1	
Russell County		943		1
Scott County		541		1
Shenandoah County		1,723		1
Smyth County		893		1
Southampton County/Franklin	623		1	
Spotsylvania County/Fredericksburg	5,096		1	
Stafford County	5,108		1	

Surry County		298		1
Sussex County		251		1
Tazewell County	1,299		1	
Warren County		1,852		1
Washington County/Bristol City	2,243		1	
Westmoreland County		686		1
Wise County		971		1
Wythe County		1,018		1
York County	1,875		1	
Alexandria City	2,128		1	
Bedford City		134		1
Chesapeake City	5934		1	
Covington City		133		1
Emporia City		97		1
Galax City		168		1
Hampton City	3,018		1	
Harrisonburg City		803		1
Newport News City	3,946		1	
Norfolk City	4,620		1	
Norton City		75		1
Portsmouth City	1,918		1	
Radford City		259		1
Suffolk City		2,516		1
Williamsburg City		466		1
Virginia Beach City	11,672		1	
TOTALS	146,217	54,671	38	61
% of TOTAL REGISTRATIONS	72.11%	26.96%		

Complete List of Counties in the State	Training Planned in the Counties During FFY18											
	Oct -17	Nov -17	Dec -17	Jan -18	Feb -18	Mar -18	Apr -18	May -18	Jun -18	Jul -18	Aug -18	Sep -18
Accomack County												
Albemarle County/Charlottesville	x	x	x		x	x	x	x	x	x	x	x
Albemarle County School												
Alleghany County												
Amelia County												
Amherst County												
Appomattox County												
Arlington County	x	x	x		x	x	x	x	x	x	x	x
Northern VA cc Alex												
Augusta County/Waynesboro	x	x			x	x	x	x	x	x	x	x
Shenandoah Harley Davidson												
Bath County												
Bedford County/Lynchburg	x	x				x	x	x	x	x	x	x
Central VA CC												
Bland County												
Botetourt County												
Brunswick County	x	x				x	x	x	x	x	x	x
Southside CC Alberta												
Buchanan County												
Buckingham County												
Campbell County												
Caroline County												
Carroll County												
Charles City County	x	x	x	x	x	x	x	x	x	x	x	x
MSCV												
Charlotte County	x	x				x	x	x	x	x	x	x
Southside CC Keysville												
Chesterfield County/Colonial Heights/Hopewell/ Petersburg	x	x	x	x	x	x	x	x	x	x	x	x
MSCV												
Clarke County												
Craig County												

Culpeper County													
Cumberland County													
Dickenson County													
Dinwiddie County													
Essex County													
Fairfax County/Fairfax/Falls Church	x	x	x	x	x	x	x	x	x	x	x	x	x
Apex, MRC,													
Fauquier County													
Floyd County													
Fluvanna County													
Franklin County													
Frederick County/Winchester	x	x				x	x	x	x	x	x	x	x
5 star													
Giles County													
Gloucester County	x	x				x	x	x	x	x	x	x	x
Rappahannock CC													
Goochland County													
Grayson County													
Greene County													
Greensville County													
Halifax County													
Hanover County	x	x	x	x	x	x	x	x	x	x	x	x	x
MSCV													
Henrico County/Richmond	x	x	x	x	x	x	x	x	x	x	x	x	x
MSCV													
Henry County/Martinsville	x	x				x	x	x	x	x	x	x	x
Patrick Henry CC													
Highland County													
Isle of Wight County													
James City County													
King and Queen County													
King George County													
King William County													
Lancaster County													
Lee County										x			
Loudoun County	x	x	x			x	x	x	x	x	x	x	x
Northern VA cc													
Louisa County													
Lunenburg County													
Madison County													



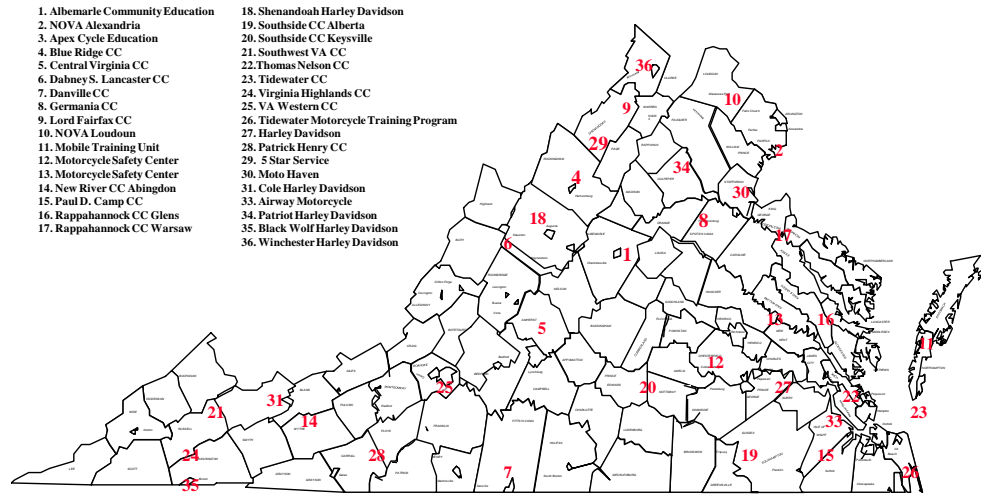
Mathews County												
Mecklenburg County												
Middlesex County												
Montgomery County												
Nelson County												
New Kent County												
Northampton County	x	x	x				x	x	x	x	x	x
TMSTP												
Northumberland County												
Nottoway County												
Orange County	x	x	x			x	x	x	x	x	x	x
Central M/C School												
Page County												
Patrick County												
Pittsylvania County/Danville	x	x	x			x	x	x	x	x	x	x
Danville cc												
Powhatan County												
Prince Edward County												
Prince George County	x	x	x	x	x	x	x	x	x	x	x	x
Colonial HD												
Prince William County/Manassas/Manassas park	x	x	x			x	x	x	x	x	x	x
APEX,												
Pulaski County	x	x	x			x	x	x	x	x	x	x
New River CC												
Rappahannock County												
Richmond County	x	x				x	x	x	x	x	x	x
Rappahannock CC												
Roanoke County/Salem/Roanoke	x	x	x			x	x	x	x	x	x	x
VA Western CC												
Rockbridge County/Buena vista/Lexington	x	x				x	x	x	x	x	x	x
Dabney Lancaster CC												
Rockingham County	x	x				x	x	x	x	x	x	x
blue ridge cc												
Russell County												
Scott County												
Shenandoah County												
Smyth County												
Southampton County/franklin	x	x	x			x	x	x	x	x	x	x

Paul D Camp cc												
Spotsylvania County/Fredericksburg	x	x	x	x	x	x	x	x	x	x	x	x
Wheels up												
Stafford County	x	x	x	x	x	x	x	x	x	x	x	x
APEX, Motor Haven												
Surry County												
Sussex County												
Tazewell County	x	x					x	x	x	x	x	x
southwest cc												
Warren County												
Washington County/Bristol city	x	x				x	x	x	x	x	x	x
Va Highland CC, Blackwolf hd												
Westmoreland County												
Wise County												
Wythe County												
York County	x	x	x	x		x	x	x	x	x	x	x
Langley												
Alexandria City	x	x	x			x	x	x	x	x	x	x
Northern VA CC												
Bedford City												
Chesapeake City	x	x	x		x	x	x	x	x	x	x	x
Tidewater CC												
Covington City												
Emporia City												
Galax City												
Hampton City	x	x	x		x	x	x	x	x	x	x	x
Thomas Nelson CC												
Harrisonburg City												
Newport New City	x	x	x		x	x	x	x	x	x	x	x
Ft Eustis												
Norfolk City	x	x	x	x	x	x	x	x	x	x	x	x
Norfolk Naval Base												
Norton City												
Portsmouth City	x	x	x	x	x	x	x	x	x	x	x	x
Tidewater Motorcycle Safety												
Radford City												
Suffolk City												
Williamsburg City												
Virginia Beach City	x	x	x	x	x	x	x	x	x	x	x	x
Ocean Navy Base/Tidewater cc												

# VIRGINIA RIDER TRAINING PROGRAM TRAINING CENTERS

[www.learn2ride.com](http://www.learn2ride.com)

[www.dmvnow.com](http://www.dmvnow.com)



4. The Code of Virginia § 46.2-1190.3 requires that only certified motorcycle rider training instructors teach the motorcycle riding training course:

§ 46.2-1190.3. Instructor qualifications.

A. Training centers shall employ only motorcycle safety instructors who meet the following minimum qualifications:

1. Have a current, valid driver's license, endorsed for motorcycle operation, that is neither suspended, revoked, cancelled, nor under probation, with less than six demerit points in a 12-month period and no conviction for any of the offenses enumerated in subsection E of § [18.2-270](#);

2. Be a valid training course instructor, as approved by the Department, which includes:

- a. Having instructor certification to teach the current curriculum approved by the Department;

- b. Attending all required program clinics offered by the Department that provide continuously updated course instructor and motorcycle safety education; and

- c. Avoiding putting course participants or others associated with course instruction in physical danger during periods of instruction through the use of appropriate instruction techniques and methods;

3. Conduct themselves in a professional manner, including, but not limited to, using appropriate language and having interactions with participants and others involved in the course that are free from threat and intimidation; and

4. Comply with other requirements specified in this article or otherwise established by the Department.

B. The requirements of subsection A of this section shall not apply to those persons who are valid training course instructors prior to being stationed outside the United States, during the period of such person's service, if any, in the armed services of the United States, and 60 days thereafter. However, no such temporary exemption granted under this section shall exceed five years. Any person who receives a temporary exemption under this section shall provide documentary or other proof that he is entitled to the benefits of this section, and shall be required to meet the requirements of subsection A of this section prior to being eligible to provide course instruction.

(2004, c. [734](#).)

The quality control procedures used to assess motorcycle rider training courses and instructor training courses and actions taken to improve courses is provided as a separate attachment:

*MC # 2—Quality Assurance Policy and Procedures Manual*

## OP Program Plan 2018

### Virginia Highway Safety Office Occupant Protection Program

This document contains information relevant to the 405 Application, Part 1: Occupant Protection

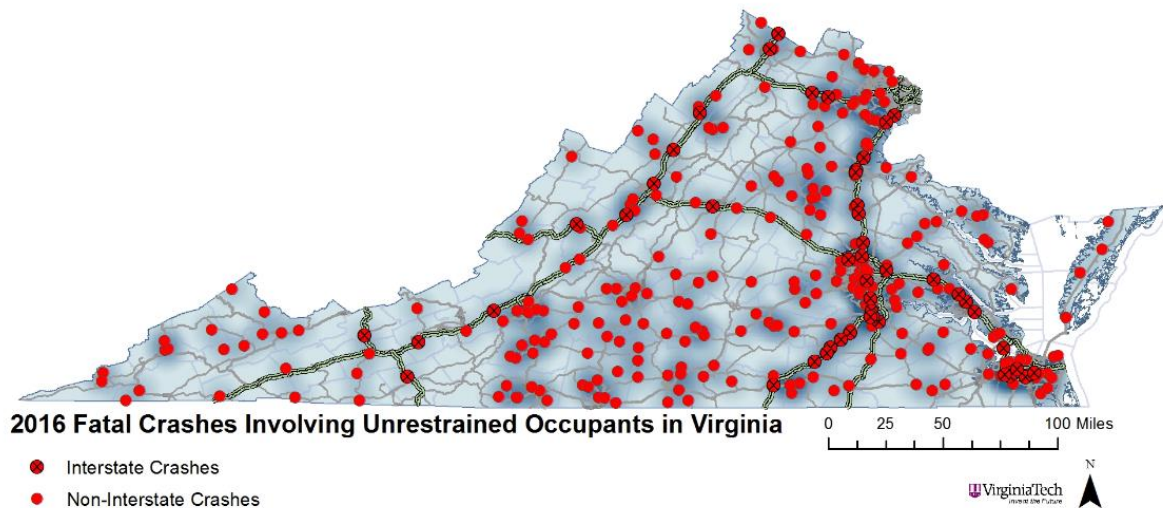
Listed below are specific pages for identifying items related to eligibility requirements.

Eligibility Requirements	Page Numbers
Click It or Ticket	11-13
Highway Safety Plan	38-52
Documentation of Virginia's Child Restraint Inspection Stations	15-20
Virginia's Plan for Child Passenger Safety Technicians	14-15
Virginia's Seat Belt Enforcement Plan	7-12
Virginia's High Risk Countermeasure Program	21-24

This document, when combined with the 2018 Highway Safety Plan, constitutes Virginia's Occupant Protection Program Plan for 2018.

#### The Problem:

From the analysis of our data, of occupants killed in Virginia crashes during 2016, 56 percent were not wearing safety restraints (above the national average of 50 percent.) Two-hundred eighty seven unrestrained passenger vehicle occupants were killed on Virginia roadways.



Fifty-nine percent of the fatalities were between the ages of 21-50. The highest percentage of the fatalities, 14 percent occurred in December, 39 percent of the fatalities were on the weekend (Saturday or Sunday) and 35 percent occurred either between midnight and 3pm or between 3pm and 6pm (both had 50). Failing to maintain control of the vehicle, running off the road, along with speeding, accounted for 55 percent of the driver's actions. The top jurisdictions where the fatalities occurred were: Chesterfield County, Pittsylvania County, Chesapeake City and Henrico County.

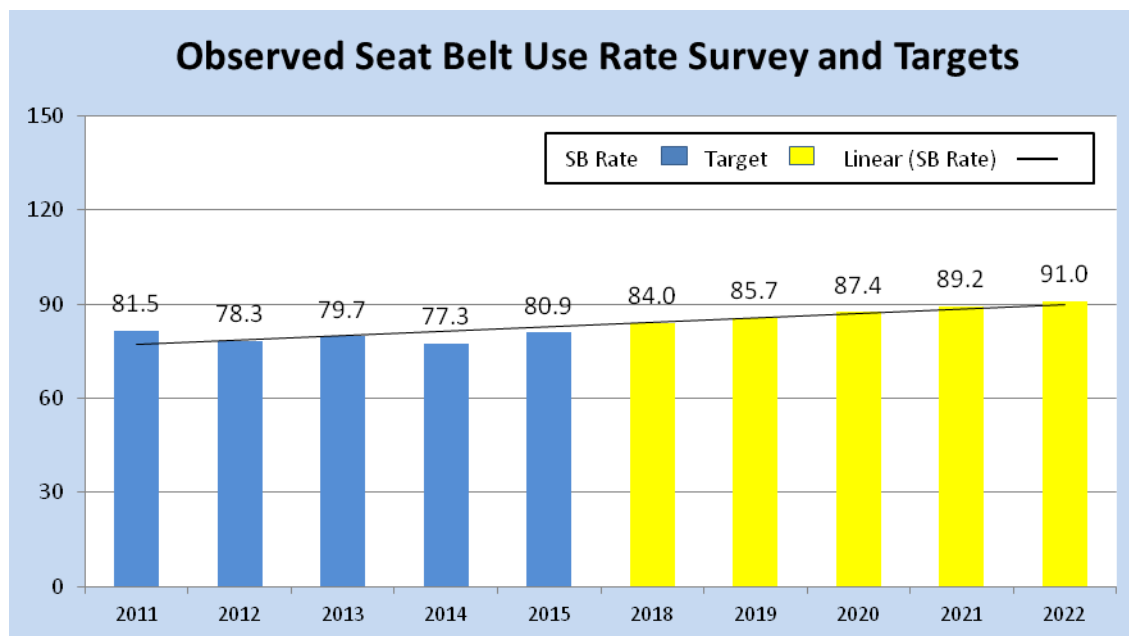
These plans include recommendations from the March 2016 Occupant Protection Program Assessment. Additionally, innovative strategies and funding assist efforts to increase overall seat belt use – particularly at night, on rural roadways, and among pickup truck and work van drivers – and decrease unrestrained fatalities during the most critical time periods and locations.

### **The Program**

Based on this information, the following goals were developed and presented in the 2018 Highway Safety Plan (HSP):

Measure B-1: Increase statewide observed seat belt use of front seat outboard occupants in passenger vehicles 4 percent from the 2015 calendar year base usage rate of 80.9 percent to 84.0 percent by year 2018.

	Baseline Data						2018 Target
	2011	2012	2013	2014	2015	2016	84.0
<b>Observed Seat Belt Use Rate Survey</b>	81.5	78.3	79.7	77.3	80.9	79.0	

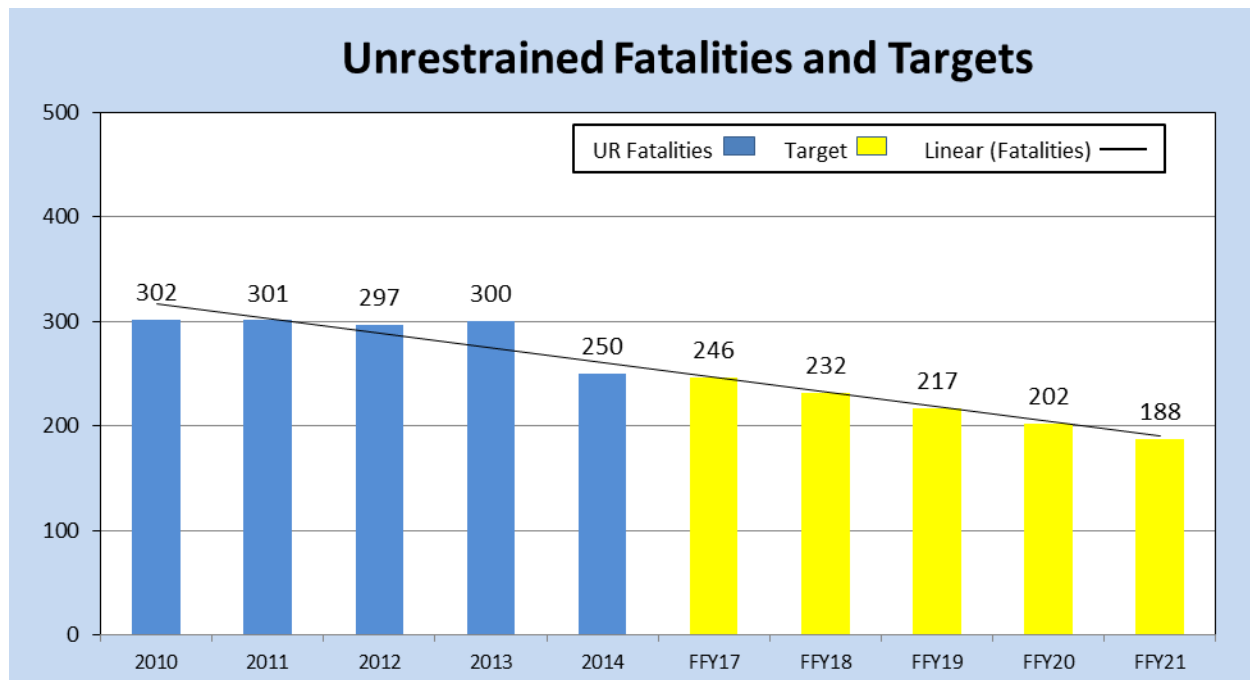


Justification: Virginia conducted trend analyses using actual data, 3-year and 5-year rolling averages. Virginia selected the percentage changes (4 percent increase) in seat belt use rate as a more achievable target than the annual or 3-year or 5 year rolling average.

Measure C-4: Decrease **unrestrained** passenger vehicle occupant fatalities in all seating positions 7 percent from the 2015 calendar base year of 301 to 280 by December 31, 2018.

	Baseline Data						2018 Target
	2011	2012	2013	2014	2015	2016	280
<b>Unrestrained Passenger Vehicle Occupant Fatalities</b>	301	297	300	250	301	287	

Note: 2015 calendar base year data was used to calculate the 2018 target. 2016 is preliminary FARS data.



Justification: Virginia conducted trend analyses using annual numbers, 3-year and 5-year moving averages. Virginia selected the 5-year moving average (2 percent reduction) in unrestrained passenger vehicle occupant fatalities as a more achievable target than the annual or the 3-year moving average.

## I. Program Management

The Virginia Highway Safety Office (VAHSO) continues to provide leadership, support, training opportunities, and technical assistance across the Commonwealth to other state agencies, local agencies and community-based occupant protection programs. These activities will continue in the 2017 fiscal year and beyond, as identified in the strategies and activities in the following sections.

The Occupant Protection Program (OP) Coordinator provides fulltime leadership and management to the VAHSO Occupant Protection Program. The OP Coordinator reports to and works with the Deputy Director of Programs, as well as coordinating with the Director of the VAHSO, the executive staff and the Communications Office staff at the Virginia Department of Motor Vehicles.

The OP Coordinator is responsible for organizing and leading the **Occupant Protection Committee / Occupant Protection Emphasis Area Group**. This group of stakeholders from across the Commonwealth meets to discuss current data, develop problem identification and programs to address high-risk issues. The Committee also provides input into the development and implementation of Strategic Highway Safety Plan strategies and actions. In addition to VAHSO staff members, the Committee includes representatives from:

- Bud Cox, Business Manager, Virginia Department of State Police
- Stephen Read, HSIP Planning Manager, Virginia Department of Transportation
- Chris Arabia, Manager of Mobility Programs, Virginia Department of Rail & Public Transit



- Marcia Franchok-Hill , Statewide Safety Seat Program Manager Program Manager, Virginia Department of Health
- Vanessa Wigand, Health, P.E., & Driver Education, Virginia Department of Education
- Craig Feister, Branch Manager-Richmond, US DOT Federal Motor Carrier Safety Administration
- Karen King, Transportation Engineer, US DOT Federal Highway Administration
- Dana Schrad, Executive Director, Virginia Association of Chiefs of Police
- Dr. Bryan Porter, Associate Dean of the Graduate School and Professor of Psychology, Old Dominion University
- Janet Brooking, Executive Director, Drive Smart Virginia
- Mary King, Program Administrator, Youth of Virginia Speak Out (YOVASO)
- Georjeane Blumling, Vice President, Public Relations , AAA Tidewater
- Martha Meade, Manager Public and Government Affairs, AAA Mid-Atlantic
- Haley Glynn , Traffic Safety Community Educator, AAA Mid-Atlantic Foundation for Safety and Education
- Corri Miller-Hobbs, Virginia Program Coordinator, Safe Kids Virginia
- Rosie Hobron, Statewide Forensic Epidemiologist ,Office of Chief Medical Examiner
- Linda Watkins, Fairfax County Safe Kids Coalition, INOVA Trauma Center
- Lee Bailey, Chief Deputy, New Kent County Sheriff's Office
- Raz Collier, President, Collier & Associates
- Rob Netherland , Sergeant, Henrico County Police Department
- J. Aronson, Lieutenant, Chesterfield County Police Department

The VAHSO was a leading partner in the *Strategic Highway Safety Plan* (SHSP) update process that began in 2016 and culminated with the signing of the 2017-2022 *Strategic Highway Safety Plan* at the Virginia Highway Safety Summit in May 2017. The Occupant Protection Emphasis Area Group is a subcommittee of the overarching Committee that develops the SHSP. The important accomplishments of this group are critical to the integrated implementation of occupant protection initiatives and goals.

Utilizing guidance from the SHSP and the Occupant Protection Committee, the VAHSO develops this annual Occupant Protection Program Plan to formulate strategies to increase restraint use and decrease unrestrained fatalities, serious injuries and crashes in motor vehicles. This plan involves:

- forming short-term strategies and goals
- using an integrated approach
- identifying and funding projects statewide and within local communities
- working with law enforcement agencies, health agencies, non-profit groups and hospitals

### **Strategies**

1. Conduct statewide observational survey pre and post mobilization throughout the state throughout the year.
2. Implement a grant to Old Dominion University's Research Foundation. The project title is "Occupant Protection in Virginia: Creating Transferable Programs". This grant identifies successful OP programs throughout the commonwealth for use statewide.
3. Implement a statewide, high visibility seat belt enforcement campaign with a supporting media campaign to educate the public on the importance of using safety belts. This

campaign will support the NHTSA national mobilization. The enforcement mobilization will have particular emphasis on high risk locations for two weeks in May /June 2018 and two week in November 2018 (CTW Chapter 2-2.1, 3.1)

4. Cover 85 percent of Virginia's population with law enforcement participating in the Click It or Ticket Campaign by July 2017 (CTW Chapter 2-2.1, 3.1)
5. Conduct pre-and-post mobilization observational surveys of safety belt use by July 2018 (CTW Chapter 2-2.1, 3.1)
6. Conduct a minimum of 50 occupant protection selective enforcement activities. (CTW Chapter 2-2.3) (There are 48 Local OP grants and over 100 VSP OP Projects)
7. Combine selective enforcement of seat belt laws with enforcement of alcohol-related laws during nighttime hours (CTW Chapter 2-2.2)
8. Conduct a minimum of six, one-day law enforcement Traffic Occupant Protection Strategies (TOPS) and Below 100 safety training workshops in conjunction with the Virginia Association of Chiefs of Police by September 2018. (CTW Chapter 3.1, 3.2)
9. Conduct at least 100 outreach events and activities with Virginia's low-income population with information through Virginia's Child Passenger Safety and Education Campaign by September 2018. (CTW Chapter 2, 3.1, 3.2)
10. Coordinate and/or assist with five NHTSA Standardized Child Passenger Safety Certification Courses, four Child Passenger Technician Refresher Courses, one Renewal Course and one Child Passenger Safety Special Needs Certification Courses. (CTW Chapter 2 – 3.1)
11. Expand the number of safety seats inspected to 12,000; 9,000 safety seats will be inspected through safety seat check stations and 3,000 safety seats will be inspected at one-day check events (CTW Chapter 2, 7.2)
12. Provide statewide access to child safety restraints through the Low Income Safety Seat Distribution Program that will provide child safety restraints to parents /guardians who are eligible. (CTW Chapter 2, 6.2)
13. Outreach - DRIVE SMART Virginia's OP public education and teen driver awareness campaign through social media, the workplace and sporting events.

## **II. Legislation, Regulation and Policy**

### **Occupant Protection Laws**

Virginia has a secondary enforcement seat belt law. No citation shall be issued unless the officer has cause or reason to stop or arrest the driver for some other violation. The Code of Virginia § 46.2-1094 requires that all front seat occupants of motor vehicles be restrained.

The Code of Virginia § 46.2-1095 requires any passenger from birth to 18 years old be properly restrained in an appropriate child restraint system or seat belt. This Code section also requires rear-facing child restraint devices be placed in the back seat of a vehicle. Failure to comply is subject to a civil penalty of \$50 for a first offense and up to \$500 for subsequent violations.

### **Graduated Licensing Laws**

The Code of Virginia § 46.2-334.01 restricts the driving privileges for those younger than 19 years of age. These individuals who meet licensing requirements may receive a provisional driver's license which:

- Restricts the number of non-familial passengers a driver may carry to one for the first year of the provisional license and to three passengers thereafter;
- prohibits driving between midnight and 4 a.m., with some exceptions
- prohibits using any cellular telephone or other wireless telecommunications device except in driver emergencies or when vehicle is parked

The above are all secondary offenses: no citation shall be issued unless the officer has cause or reason to stop or arrest the driver for some other violation.

Provisional license holders are subject to the same laws as all other drivers with respect to seat belt and child restraint use.

### III. Enforcement Program

The VAHSO encourages vigorous enforcement of seat belt and child safety seat laws in the normal routine of law enforcement, and funds overtime enforcement activities in localities across the Commonwealth through grants to local law enforcement agencies and the Virginia Department of State Police. These are identified in the following strategies from the HSP:

- To implement a statewide, high visibility seat belt enforcement campaign with particular emphasis on high activity locations, with a supporting media campaign, for two weeks in May 2018, and one week in November 2017
- To cover 85 percent of Virginia's population with law enforcement participating in the Click It or Ticket Campaign by June 2018
- To conduct pre- and post-mobilization observational surveys of safety belt use by June 2018
- To conduct a minimum of 100 occupant protection selective enforcement activities.

The VAHSO promotes a sustained seatbelt enforcement effort through year round funding of Occupant Protection Selective Enforcement grants to the agencies listed below. The localities receiving funds, combined with statewide efforts of the Virginia Department of State Police, cover more than 97 percent of the state's population. As additional support, agencies receiving other types of selective enforcement funding focused on impaired driving and speed are encouraged to write seatbelt citations for any drivers they stop who are also in violation of the seat belt and/or child restraint laws.

#### 2017 Occupant Protection Selective Enforcement Projects with Population Estimates for Virginia and its Counties and Cities (Includes Local Agency Grants and Virginia State Police Area Office Project Estimates)

Jurisdiction	LOCAL LE OP GRANT	VSP OP PROJECT	COVERED Population	Population NOT COVERED
Accomack County		X	33,330	
Albemarle County		X	105,715	
Alleghany County	X	X	15,561	
Amelia County		X	12,856	
Amherst County		X	32,140	
Appomattox County		X	15,388	

Arlington County	X	X	236,691	
Augusta County		X	74,809	
Bath County				4,652
Bedford County		X	77,465	
Bland County		X	6,571	
Botetourt County	X	X	33,176	
Brunswick County		X	16,687	
Buchanan County		X	22,473	
Buckingham County		X	16,913	
Campbell County	X	X	55,562	
Caroline County		X	29,704	
Carroll County		X	29,074	
Charles City County		X	7,253	
Charlotte County		X	12,316	
Chesterfield County		X	333,963	
Clarke County		X	14,240	
Craig County				5,216
Culpeper County		X	49,388	
Cumberland County		X	9,857	
Dickenson County		X	14,996	
Dinwiddie County		X	28,363	
Essex County		X	10,792	
Fairfax County		X	1,137,290	
Fauquier County		X	68,168	
Floyd County				15,321
Fluvanna County		X	26,133	
Franklin County	X	X	56,205	
Frederick County		X	83,998	
Giles County		X	17,024	
Gloucester County	X	X	36,983	
Goochland County		X	22,312	
Grayson County		X	15,926	
Greene County		X	19,785	
Greensville County		X	11,625	
Halifax County		X	35,584	
Hanover County		X	105,210	
Henrico County	X	X	321,233	
Henry County	X	X	52,352	
Highland County				2,300
Isle of Wight County		X	37,074	
James City County	X	X	73,615	

King and Queen County	X	X	7,156	
King George County				24,724
King William County		X	16,333	
Lancaster County		X	11,236	
Lee County		X	24,653	
Loudoun County		X	385,327	
Louisa County		X	34,316	
Lunenburg County				12,365
Madison County		X	13,099	
Mathews County		X	8,647	
Mecklenburg County			31,347	
Middlesex County		X	11,049	
Montgomery County	X	X	98,509	
Nelson County		X	14,835	
New Kent County	X	X	20,895	
Northampton County		X	12,139	
Northumberland County		X	12,089	
Nottoway County		X	16,106	
Orange County		X	33,777	
Page County	X	X	23,586	
Patrick County		X	18,039	
Pittsylvania County	X	X	62,614	
Powhatan County		X	28,696	
Prince Edward County		X	23,593	
Prince George County	X		36,656	
Prince William County	X	X	448,050	
Pulaski County		X	34,577	
Rappahannock County		X	7,308	
Richmond County		X	9,029	
Roanoke County	X	X	93,924	
Rockbridge County	X	X	22,241	
Rockingham County		X	79,735	
Russell County		X	27,697	
Scott County		X	22,733	
Shenandoah County		X	41,938	
Smyth County		X	31,052	
Southampton County		X	18,242	
Spotsylvania County		X	129,668	
Stafford County	X	X	141,915	
Surry County		X	6,743	
Sussex County		X	11,745	

Tazewell County	X	X	43,369	
Warren County	X	X	39,181	
Washington County	X	X	53,410	
Westmoreland County	X	X	17,695	
Wise County		X	39,501	
Wythe County	X	X	28,462	
York County		X	68,585	
Alexandria City		X	159,464	
Bristol City				17,669
Buena Vista City	X		6,817	
Charlottesville City				49,071
Chesapeake City	X	X	240,485	
Colonial Heights City		X	17,312	
Covington City		X	5,965	
Danville City	X		41,967	
Emporia City				5,983
Fairfax City				23,257
Falls Church City				14,123
Franklin City				8,597
Fredericksburg City		X		27,025
Galax City	X		6,829	
Hampton City		X	137,492	
Harrisonburg City		X	54,224	
Hopewell City				22,901
Lexington City	X		7,301	
Lynchburg City				79,531
Manassas City				41,616
Manassas Park City	X		15,802	
Martinsville City	X		13,544	
Newport News City		X	183,218	
Norfolk City		X	247,087	
Norton City				3,857
Petersburg City		X	32,018	
Poquoson City				12,287
Portsmouth City	X	X	96,179	
Radford City		X	17,228	
Richmond City	X	X	221,679	
Roanoke City	X		99,644	
Salem City	X		25,476	
Staunton City				24,453
Suffolk City	X	X	91,722	

Virginia Beach City	X	X	453,628	
Waynesboro City				21,837
Williamsburg City				15,429
Winchester City				27,531
Total			8,001,134	459,745
<b>VIRGINIA POPULATION TOTAL</b>			8,460,879	
<b>% VIRGINIA POPULATION COVERED BY OP SE</b>			94.57%	

### **Click It Or Ticket Mobilization Campaign**

Click It or Ticket is a nationwide campaign designed to increase the use of seat belts through awareness, enforcement and the perception of increased likelihood of citation for non-use. One strategic goal is to reach 85 percent of Virginia's population through the Click It or Ticket mobilization either through saturation patrols or awareness.

Each year preceding the May Click It campaign the Occupant Protection Coordinator, along with representatives from ODU and the regional Program Manager, conduct four or more regional site visits to discuss strategies for increasing belt rates. The site visits are conducted in areas that are both part of the annual seat belt survey and have low belt use rates. In addition, the VAHSO partners with the DMV Communications Office to issued a statewide news release, along with promotion on VADMV's social media outlets.

On a local level, law enforcement agencies are encouraged to promote special Click It enforcement events such as regional blitzes and Border-to-Border operations. Click It or Ticket campaign materials are available for promotional efforts including news releases with statewide statistics, talking points and sample Public Service Announcements. The VAHSO distributes emails with links to several different sources for these materials to more than 400 law enforcement and other government agencies across the Commonwealth.

As a condition of the Statement of Work and Special Conditions in the grant agreement, agencies receiving Occupant Protection focused grants must participate in the Click It or Ticket mobilizations in May and November. Participation will be monitored through assessment of timesheets attached to vouchers, quarterly monitoring reports, information reported through TREDs and first-hand observation by regional Program Managers.

The VAHSO will maintain a practice of encouraging law enforcement agencies receiving funding in other areas, such as impaired driving and speed, to conduct some of their overtime saturation patrols and checkpoints to coincide with the Click It or Ticket mobilization, and to actively write those secondary citations for seat belt and child safety seat violations. Citations written for any violations during the mobilizations, including lack of seat belt use, will be entered into the Click It or Ticket database in TREDs and are evidence of support for this campaign.

### **Monitoring Of Citation Rates**

Citations written for any traffic violations during grant funded enforcement activities, including lack of seat belt use and violation of the child restraint requirements, are currently reported in the quarterly

reports submitted by sub-grantees. Sub-grantees are requested to report the number of traffic citations written during non-grant funded hours, and most agencies provide this data as well. These quarterly reports are reviewed by the regional Program Managers and the Deputy Director for Programs to assess the effectiveness of the efforts by that agency.

#### **Reporting Of Occupant Protection System Information On Police Accident Report Forms**

The FR300P Police Report for Accidents is a required form that law enforcement officers complete and send to the DMV within 30 days of concluding an accident investigation. In most instances, this form is electronically submitted to TREDs after review and approval within the law enforcement agency. In some cases, paper versions are sent to DMV and data is entered manually into TREDs. The FR300P contains data elements that relate to seat belt and child safety seat use or non-use, restraint type and airbag presence and deployment information.

Law enforcement officers receive training on how to complete the elements of the FR300P as part of their basic training, and refresher or updated information is provided in various other training situations. This training may include TREDs training conducted by the VAHSO, and crash investigation training conducted by the Transportation Safety Training Center at Virginia Commonwealth University. In addition, if data are found to be incomplete or contradictory, officers may be contacted by the VAHSO for clarification.

#### **Law Enforcement Liaisons**

Law enforcement liaisons help promote national and local mobilizations, increase law enforcement participation in such mobilizations, and collaborate with local chapters of police groups and associations that represent diverse groups to gain support for enforcement efforts. Law enforcement liaisons will also conduct Below 100 and Traffic Occupant Protection Strategies (TOPS) programs.

#### **IV. Communication program**

The VAHSO developed a comprehensive communication program that includes significant emphasis on the Occupant Protection Program area. This communication program involves using earned, owned and paid media to improve public awareness and knowledge, and to support enforcement efforts surrounding about seat belts, air bags and child safety seats.

#### **The FY 2018 Paid Media Plan:**

Media will be purchased in the course of executing a series of high profile enforcement activities. This can include but is not limited to broadcast TV, cable TV, movie theaters and online. Media will also be purchased to support a variety of information and education efforts such as occupant protection, impaired driving and motorcycle safety.

#### **Click It or Ticket-May Mobilization**

For two weeks in May, media will be purchased statewide to support high visibility enforcement to increase seat belt use in Virginia. The media plan will follow the current NHTSA guidelines and will use broadcast and cable TV, online and movie theaters. Media packages will include nationally-developed spots and nationally-branded logos. The purpose of the paid media campaign will be to alert the public, particularly 18- to 34-year-old males, that law enforcement will be out strictly enforcing all traffic laws and particularly seat belt/child safety seat laws.



#### Click It or Ticket-November Mini-mobilization:

Like the May Click It or Ticket mobilization, media will be purchased statewide to support high visibility enforcement of seat belt/child safety seat use for two weeks in November in advance of the heavily-traveled Thanksgiving holiday weekend. The media plan will follow the current NHTSA guidelines and will use broadcast and cable TV, online and movie theaters. Media packages will include nationally-developed spots and nationally-branded logos. The purpose of the paid media campaign will be to alert the public, particularly 18- to 34-year-old males that law enforcement will be out strictly enforcing all traffic laws and particularly seat belt/child safety seat laws.

#### Child Passenger Safety:

Media will be used to communicate to parents and caregivers the importance of having their child safety seats properly installed and used correctly. Communication will focus on where parents/caregivers can go to obtain assistance and instruction from certified child passenger safety technicians. Media plan will target women ages 18 to 34, and include adults of other ages. Media purchased may be broadcast and cable TV, radio and online.

#### **Other Outreach/Education**

In addition to the paid media plan, the VAHSO will fund projects to communicate the enforcement of the Virginia's seat belt and child passenger safety laws, the safety benefits of correct seat belt and child safety seat use, and the additional protection provided by air bags. These programs will:

- Target the general public through Virginia DMV's owned media channels including the agency's website, Facebook page, Twitter feed and Instagram account. Traffic safety news releases and social media posts will coincide with paid media campaigns throughout the year.
- Target teens and pre-teens through the Youth of Virginia Speak Out (YOVASO) peer to peer outreach projects in high schools and middle schools.
- Target teens through the Virginia Association of Driver Education and Traffic Safety's Cross Your Heart initiative.
- Target young males and prospective impaired drivers through Drive Smart's "Who's Your Driver?" initiative.
- Target work groups and general audiences through funded educational outreach and training conducted by sub-grantees such as Drive Smart Virginia and Drive Safe Hampton Roads.
- Target law enforcement officers and the general public through the recognition of the benefits of belt use through the Virginia Association of Chiefs of Police's Saved By the Belt and Bag program.

#### **V. Occupant Protection for Children Program**

The Code of Virginia § 46.2-1095 requires any passenger from birth to 18 years old be properly restrained in an appropriate child restraint system or seat belt, assigning responsibility for compliance with the person transporting the passenger(s). This code section requires rear facing child restraint devices be placed in the back seat of a vehicle. Failure to comply is subject to a civil penalty of \$50 for a first offense and up to \$500 for subsequent violations. All civil penalties collected shall be paid into the Child Restraint Device Special Fund.

#### **Evaluation**

The VAHSO, through TREDs and information provided by sub-grantees, collects and analyzes key data related to child restraint use through accident reporting and citation reporting to evaluate the program progress.

### **Training and Certification**

Virginia will continue to use the National Highway Traffic Safety Administration National Child Passenger Safety Certification Training Program for certifying Child Safety Seat Technicians and providing refresher training.

To assure that adequate and accurate training is provided to the professionals who deliver and enforce the occupant protection programs for parents and caregivers, and to assure that the capability exists to train and retain nationally certified child passenger safety technicians to address attrition of trainers or changing public demographics, the VAHSO will continue to fund a state Occupant Protection for Children (OPC) coordinator who, with VAHSO staff, identifies where training is needed. This coordinator is assigned tasks related to developing new technicians and instructors, providing training for special needs children, and updating/refreshing training for those currently certified.

The tasks for this project include:

- **NHTSA Standardized Child Passenger Safety Certification Course:** Coordinate at least five trainings across the Commonwealth location to be determined based on the greatest need.
- **Child Passenger Technician Refresher Courses:** Coordinate at least four trainings across the Commonwealth location to be determined based on the greatest need.
- **NHTSA Renewal Course:** Coordinate at least one training across the Commonwealth location to be determined based on the greatest need.
- **Child Passenger Safety Special Needs Certification Course:** Coordinate two training in the Commonwealth location to be determined based on the greatest need.
- **VA/NHTSA Instructor Association:** Coordinate at least two meetings. Meetings help ensure there is coordination of effort for statewide coverage of child passenger safety training and expertise to develop strategies to increase the rate of technician recertification and to maintain a registry of all training offered. Feedback has indicated that travel is a barrier for the 54 statewide instructors to attend, so we plan to change the delivery method of these meetings to a web format with video.
- **Chair the Virginia Occupant Protection for Children Task Force:** facilitate at least four meetings to ensure a coordination of effort among statewide child passenger safety activities.

As part of this effort, the Virginia Highway Safety Office (VAHSO) will coordinate and/or assist with conducting at least 5 trainings across the Commonwealth. The VAHSO does not normally conduct classes in Northern Virginia, Tidewater and Richmond areas due to the fact that we have partners that adequately cover those areas with Child Passenger Safety Technician certification classes. The VAHSO covers the rest of the Commonwealth.

The VAHSO looks to conduct the following certification classes in FY2018:

	Location	Estimated Number of Participants
1	Fauquier County	15-20
2	Waynesboro	15-20
3	New River Valley	15-20
4	Dinwiddie	15-20
5	Winchester	15-20

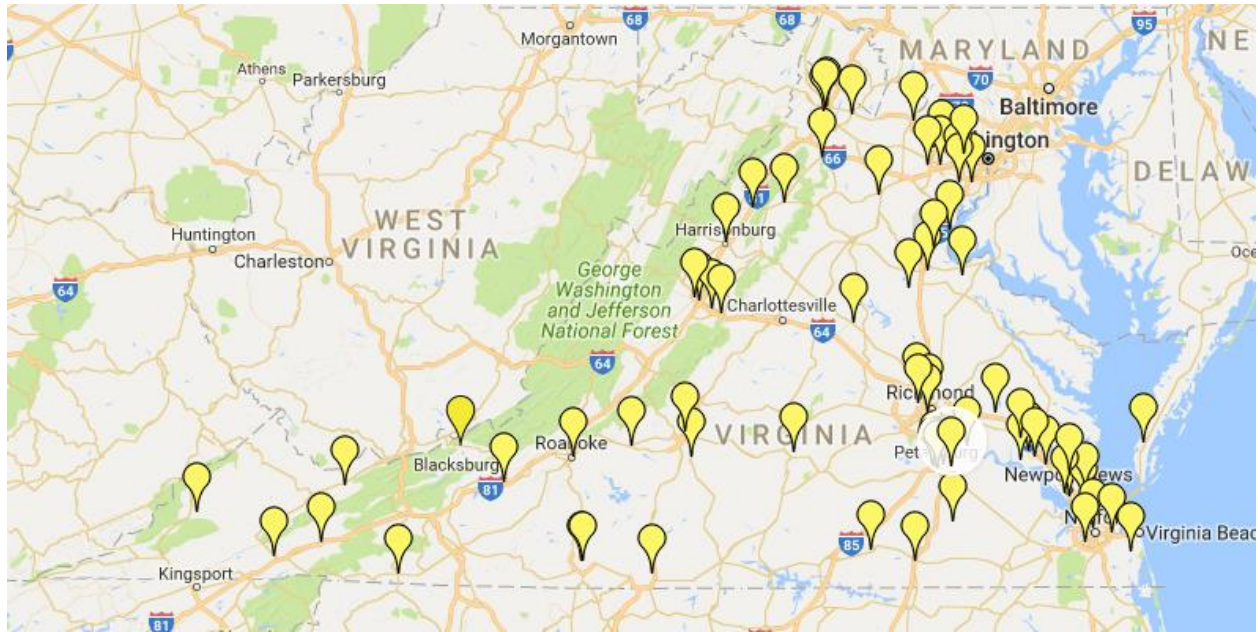
To prepare course curricula, case studies, exercises and other related course materials (coordinated with state and federal agencies), as appropriate.

To establish the infrastructure to systematically coordinate the array of child occupant protection program components, the OPC coordinator will conduct meetings of the OPC Committee, which includes individuals from the Virginia State Police, the Virginia Department of Health, Safe Kids, AAA Tidewater and local law enforcement agencies. This committee assists in addressing concerns about training and retaining technicians, attrition of trainers and outreach to diverse populations.

The OPC Coordinator and members of this committee maintain strong ties to law enforcement to encourage vigorous enforcement of the child occupant protection laws.

#### **Inspection Stations and Clinics**

The VAHSO works with the Virginia Department of Health to ensure that there are an adequate number of inspection stations and clinics, which meet minimum quality criteria. The list of current inspection stations currently covers 59 percent of the population.



Virginia Department of Health  
Safety Seat Check Station Program Sites 2016-17  
With Population by Covered Jurisdiction

County	Location	Address	2016 Population
Augusta	Augusta County Fire and Rescue	1026 Richmond Road Staunton Virginia 24401	74,809
Augusta	Augusta County Fire and Rescue	2015 Jefferson Highway Fishersville, Virginia 22939	
Bedford	City of Bedford Police	215 East Main Street Bedford, Virginia 24521	77,465
Campbell	Campbell County Sheriff's Office	87 Courthouse Road Rustburg, Virginia 24588	55,562
Clarke	Berryville Police Department	101 Chalmers Court Berryville, Virginia 22611	14,420
Smyth	Chilhowie Fire Department	315 East Lee Highway Chilhowie, VA 24319	31,052
Montgomery	Christiansburg Fire Department	110 Depot Street Christiansburg, Virginia 24073	98,509
Colonial Heights	Colonial Heights Public Safety	100-B Highland Avenue Colonial Heights, Virginia 23834	17,312

County	Location	Address	2016 Population
Pittsylvania	Danville Regional One EMS	135 Forestdale Drive Danville, Virginia, 25440	62,614
Emporia	Emporia Police Department	310 Budd Street Emporia, Virginia 23847	5,983
Fairfax	Fairfax County Sheriff's Office	10520 Judicial Drive Fairfax, Virginia 22030	1,137,290
Fairfax	Fairfax County Police Department, Fair Oaks	12300 Lee Jackson Memorial Highway, Fairfax, Virginia 22033	
Fairfax	Fairfax County Police Department, Franconia	6121 Franconia Road Franconia, Virginia 22310	
Fairfax	Fairfax County Police Department, McLean	1437 Balls Hill Road Fairfax Virginia 22101	
Fairfax	Fairfax County Police Department, Ops Support	3911 Woodburn Road Annandale, Virginia 22003	
Fairfax	Fairfax County Police Department, Reston	1801 Cameron Glen Drive Fairfax Virginia 20190	
Fairfax	Fairfax County Police Department, Sully	4900 Stonecroft Blvd. Chantilly, Virginia 20151	
Fairfax	Fairfax County Police Department, West Springfield	6140 Rolling Road Springfield, Virginia 22152	
Prince Edward	Farmville Police	116 N Main Street Farmville, Virginia 23901	23,593
Fauquier	Fauquier County Sheriff's Office	78 W. Lee Street Warrenton, Virginia 20186	68,168
Newport News	Fort Eustis Fire and Emergency Services	Building 648 Washington Blvd. Fort Eustis, Virginia 23601	
Prince George	Fort Lee Civilian Police	Building 8041 C Avenue Fort Lee, Virginia 23801	
Spotsylvania	Fredericksburg Sheriff's Office	701 Princess Anne Street Fredericksburg, Virginia 22401	129,668
Giles	Giles Carilion Community Hospital	159 Hartley Way Pearisburg, Virginia 24134	17,024
Grayson	Grayson County Sheriff's Office	122 Davis Street Independence, Virginia 24348	15,926

County	Location	Address	2016 Population
Hampton	Hampton Health Department	3130 Victoria Boulevard Hampton, Virginia 23661	137,492
Rockingham	Harrisonburg Fire	80 Maryland Avenue Harrisonburg, Virginia 22801	79,735
Henrico	Henrico County Police	7701 E. Parham Road Henrico Virginia 23273	321,233
James City	James City County Fire Department	5077 John Tyler Highway Williamsburg, Virginia 23185	73,615
King George	King George County Fire, Rescue, and Emergency Service	8122 Kings Highway King George, Virginia 22485	24,724
Langley	Langley Air Force Base Fire and Emergency Services	87 Sweeney Boulevard Hampton, Virginia 23665	
Loudon	Leesburg Police Department	65 Plaza Street NE Leesburg, Virginia 20176	385,327
Louisa	Louisa County Sheriff's Office	83 Rescue Lane Louisa, Virginia 23093	34,316
Campbell	Lynchburg Police Department	905 Court Street Lynchburg, Virginia 24504	55,562
Henry	Martinsville Fire	65 W. Church Street Martinsville, Virginia 24112	52,352
New Kent	New Kent Co. Sheriff's Office	12001 Courthouse Circle New Kent, Virginia 23124	20,895
Newport News	Newport News Fire Department St 2	2303 Wickham Ave Newport News, VA 23607	183,218
Newport News	Newport News Fire Department St 7	5844 Marshall Ave Newport News, VA 23605	
Newport News	Newport News Fire Department St 10	12455 Warwick Blvd Newport News, VA 23606	
Norfolk	Norfolk Old Dominion University	4111 Monarch Way Suite 401, Norfolk, VA23508	247,087
Northampton	Northampton County Sheriff's Office	PO Box 68 Eastville, Virginia 23347	12,139
Hampton	Old Dominion University	4111 Monarch Way Suite 401, Norfolk, Virginia 23508	

County	Location	Address	2016 Population
Petersburg	Petersburg Fire and Rescue St 4	1907 South Sycamore Street Petersburg, Virginia 23803	32,018
Petersburg	Petersburg Fire and Rescue St 3	1320 Farmer Street Petersburg, Virginia 23803	
Petersburg	Petersburg Fire and Rescue St 2	50 S. Market Street Petersburg, Virginia 23803	
Portsmouth	Portsmouth Fire Department	1601 Effingham Street Portsmouth, Virginia 23702	96,179
Prince George	Prince George Co. Police Safe Kids	6600 Courthouse Drive Prince George, Virginia 23875	36,656
Quantico	Quantico Fire Department	2045 Barnett Avenue, Quantico, Virginia 22134	
Richmond	Richmond Ambulance Authority	2400 Hermitage Road Richmond, Virginia 23220	221,679
Richmond	Richmond Fire Station # 14	2934 Hawthorne Road Richmond, Virginia 23222	
Richmond	Richmond Fire Station #17	2211 Semmes Avenue Richmond, Virginia 23225	
Richmond	Richmond Fire Station #19	311 Maple Avenue Richmond, Virginia 24013	
Roanoke	Roanoke Fire Department	1333 Jamison Ave SE Roanoke, Virginia 24013	99,644
Spotsylvania	Spotsylvania Sheriff's Office	9119 Dean Ridings Lane, Spotsylvania, Virginia 22553	129,668
Winchester	Friendship Fire Station	627 N. Pleasant Valley Road Winchester, Virginia 22601	27,531
Winchester	Shawnee Fire Station	2210 Valor Drive Winchester, Virginia 22601	
Winchester	South End Fire Station	17 W. Monmouth Street Winchester, Virginia 22601	
Stafford	Stafford County Sheriff's Office	1225 Courthouse Road Stafford, Virginia 22554	141,915

County	Location	Address	2016 Population
Staunton	Staunton Police Department	116 West Beverley Street Staunton, Virginia 24401	24,453
Sussex	Sussex County Sheriff's Office	20212 Thornton Square Sussex, Virginia 23884	11,475
Tazewell	Tazewell County Sheriff's Office	315 School Street, Suite 3, Tazewell, Virginia 24651	43,369
Virginia Beach	Virginia Beach AAA Tidewater	5366 Va. Beach Boulevard Virginia Beach, Virginia 23462	453,628
Virginia Beach	Virginia Beach Police	2667 Leroy Road Virginia Beach, VA 23456	
Warren	Warren County Sheriff's Office	200 Skyline Vista Drive, Front Royal, Virginia 22630	39,181
Washington	Washington County Sheriff's Office	20281 Rustic Lane Abingdon, Virginia 24210	53,410
Waynesboro	Waynesboro Fire Department	300 West Broad Street, Waynesboro, Virginia 22980	21,837
Williamsburg	Williamsburg Fire Department	440 North Boundary Street Williamsburg, Virginia 23185	15,429
Wise	Wise County Sheriff's Office	5605 Patriot Drive Wise, Virginia 24293	39,501
York	York County Department of Fire and Life Safety	301 Godwin Neck Road Yorktown, Virginia 23690	68,585
	<b>Total Population Covered</b>		5,013,248
	<b>Total State Population</b>		8,411,808
	<b>Percentage of Covered Population</b>		59.59%

The Virginia Department of Health (VDH) has a signed annual agreement for each Safety Seat Check Station that participates in the program (see Appendix B). The annual agreement requires agencies to have Nationally Certified Child Passenger Safety Technicians or they have to be certified internally using an approved agenda. The agencies are required to keep documentation of the agenda, course outlines and records of the technicians. Each agency is required to have at least one Nationally Certified Child Passenger Safety Technician, and supply a copy of all technicians with their identification information and certification numbers and expiration dates. VDH meets with staff at each proposed site on an individual basis to determine if they will represent the program. VDH staff also completes site visits, reviews technician records and performs seat check events to observe skills.



### **Additional Occupant Protection for Children Activities**

As part of their grant project, the Virginia Department of Health (VDH) regularly conducts child safety seat check events and partners with the Department of Aging and Rehabilitative Services to conduct joint CARFIT/ CSS check events aimed at grandparents and older caregivers. VDH also administers the Low Income Safety Seat Distribution and Education Program, working with the Department of Social Services throughout the Commonwealth.

The VAHSO partners with Children's Hospital/Kings Daughters (CHKD) to provide child safety seat training for technicians to assist Special Needs children. CHKD also has a loaner/giveaway program to provide seats for special needs children when families cannot afford them. The VAHSO will continue to partner with these and other groups to enhance programs and activities that increase the use of seats by children who outgrow infant or convertible child safety seats, but are still too small to safely use seat belts.

### **VI. High Risk Population Countermeasures Programs**

Occupant Protection for Children outreach education not only assures that children are safe but also educates and reinforces the seat belt message for adults.

In addition to programmatic focus in occupant protection for children, the VAHSO targets two groups that are at high risk for unrestrained injury or fatality: unrestrained rural drivers and teen-age drivers.

#### **High-Risk Rural Population Areas**

Virginia's annual seat belt observational survey's methodology has recently been updated which included 14 counties and 2 urban aggregates selected for the seat belt survey. These locations were randomly selected from the counties that produced 85% of Virginia's roadway fatalities. Seat Belt surveys will be conducted in these new locations to indicate seat belt use rates.

#### **Belt Use rates by VMT grouping by road segment lengths for each selected county.**

Law enforcement agencies in five of the 14 counties and 2 urban aggregates were awarded high visibility enforcement grants for occupant protection enforcement, based on their application for these types of selective enforcement funds. Law enforcement agencies in the remaining counties were awarded high visibility enforcement grants for alcohol and/or speed enforcement, and these agencies, like all agencies with selective enforcement grants, is required to participate in the Click It or Ticket campaigns that focus on occupant protection enforcement while working these grants.

**14 targeted counties**
**Law enforcement agencies with High Visibility Enforcement Grants**

County	Law enforcement agency	2016-17 HVE grant & type	2016 Click It site visit by VAHSO & ODU
AMHERST COUNTY	Amherst Co. SO	AL, SP	No
BEDFORD COUNTY	Bedford Co. SO	AL, SP	No
	Bedford PD	AL, SP	No
BUCHANAN COUNTY	Buchanan Sheriff's Office	AL	No
FAIRFAX COUNTY	Fairfax County PD	AL, SP, Ped/Bike, DUI Taskforce	No
	Herndon PD	AL, SP	No
	Vienna PD	AL, SP	No
FRANKLIN COUNTY	Franklin County Sheriff's Office	AL, SP, OP	No
	Rocky Mount PD	AL	No
GOOCHLAND COUNTY	Goochland County SO	AL, SP	No
LEE COUNTY	Lee Co SO	AL	No
	Jonesville PD	SP	No
	Pennington Gap PD	AL	No
ORANGE COUNTY	Orange Co SO	SP	No
PITTSYLVANIA COUNTY	Pittsylvania Sheriff's Office	AL, SP, OP	No
	Chatham PD	OP	
PRINCE WILLIAM CO.	Prince William County PD	AL, SP, Ped/Bike, OP	No
	Dumfries PD	SP	No
	Haymarket PD	AL, SP	No
STAFFORD COUNTY	Stafford County SO	AL, SP	No
WISE COUNTY	Wise County SO	AL	No
	Big Stone Gap PD	AL	No
	Coeburn PD	AL	No
	St. Paul PD	AL	No
	Wise PD	AL	No
WYTHE COUNTY	Wythe County SO	AL, SP, OP	No

	Wytheville PD	AL	No
YORK COUNTY	York County SO	AL	No
<b>City</b>			
Danville PD		AL, SP, OP	No
Fairfax PD		AI, SP, Ped/Bike, DUI Task Force	No
Falls Church PD			No
Hampton PD		SP	No
Manassas PD		SP	No
Manassas Park PD		AL, SP, OP	No
Norfolk PD		AL, SP	No
Poquoson PD		AL, SP	No
Portsmouth PD		AL, SP, OP	No
Suffolk PD		AL, OP, DUI Task Force	No
Virginia Beach PD		AL, OP	No
Williamsburg PD		AL	No

### Unrestrained Teenaged Drivers

Virginia will also continue to address its teen driver fatalities (15 to 19 year olds). In 2016, 45 drivers, 12 passengers and 4 pedestrians ages 15-19 died on Virginia roads; 9 percent, 10 percent and 3 percent respectively of all drivers, passengers and pedestrians killed. Of the 45 drivers killed 55 percent were not wearing a safety restraint. Overall, teen driver fatalities (ages 15-19) increased 32 percent in 2016 as compared to 2015 (45 vs. 34). Speed was a factor in 60 percent (27) of the fatal crashes. Six of the teen drivers had been drinking. Failure to maintain control of the vehicle (running off the road) and speed were the top driver's action accounting for 73 percent of the fatalities. Chesterfield County and Nottoway County were the top jurisdictions for teen driver fatalities (3 each).

Virginia has a provisional licensing law that applies various restrictions to teen drivers. The seat belt law applies to these drivers and their licenses may be suspended if they are convicted of seat belt violations, a sanction much stronger than for non-provisional drivers.

In targeting this high risk group, the VAHSO funds multiple outreach and educational programs. Youth of Virginia Speak Out (YOVASO), a peer to peer program typically led by a school resource officer, holds events in middle schools and high schools across the Commonwealth. A significant emphasis on occupant protection is required in one of the YOVASO grants and school groups hold contests, promotional campaigns and conduct seat belt surveys.

In addition, the VAHSO funds specialized events for teens such as Prince William County's "Partners for Safe Drivers", Drive Safe Virginia's "Buckle Up Challenge", VADETS GRANT INFO and presentations to school assemblies produced by various law enforcement and non-profit groups are used to reinforce the importance of using seat belts and child safety restraints. The VAHSO also funds a parent-focused program supported by the Department of Education designed to educate parents about helping their teens drive safely, which includes emphasizing the belt use requirement.

Individually, none of these countermeasures have high effectiveness ratings according to *Countermeasures That Work*. However, combined with strong enforcement activities and the development of stronger assessment of the content of these programs, the VAHSO is seeking to decrease the risky behaviors exhibited by this demographic group.

## **VII. Outreach Program**

The VAHSO encourages extensive statewide and community involvement in occupant protection education by involving individuals and organizations outside the traditional highway safety community. Representation on the Occupant Protection Committee from the health, business and education sectors, and from diverse populations within Virginia, is encouraged. As evidenced in the **Program Management** and **Occupant Protection for Children Program** sections, there are multiple committees and coalitions involving individuals and organizations that actively promote the use of occupant protection systems. These groups, combined with outreach identified in the **Communication Program**, provide culturally-relevant materials and resources to conduct occupant protection education programs, especially directed toward at-risk populations in local settings. Virginia has undertaken a variety of outreach programs to achieve statewide and community involvement in occupant protection education. Programs include outreach to diverse populations, health and medical communities, schools and employers. These programs include child safety seat checks, child passenger safety classes and permanent Fit Stations where caregivers may have their child safety seat checked by certified CPS technicians. In addition to the fit stations, the Low Income Safety Seat Distribution and Education Program provides child seats and education to qualified low income families throughout the Commonwealth.

## **VIII. Data and Program Evaluation**

The VAHSO consistently addresses the effectiveness of the Occupant Protection Program through multiple performance measures.

- The VAHSO annually funds a seat belt use survey in compliance with NHTSA's requirements. This study provides an estimate of the belt use rate across the Commonwealth. In addition, the VAHSO contracts to conduct and publicize statewide surveys of public knowledge and attitudes about occupant protection laws and systems. Old Dominion Research Foundation will conduct these surveys in 2017.
- Through TREDs, the VAHSO maintains hot spot and trend data on child safety seat use, seat belt use and air bag deployment in fatal crashes. Additionally, we provide interactive maps and reporting, in real-time, via [dmvnow.com](http://dmvnow.com), demonstrating, down to the street level, where Virginia's unbelted fatal crashes have occurred.
- Local law enforcement agencies conduct pre- and post-measures of belt use rates before and after major law enforcement mobilizations, which are reported in the Virginia Traffic Records Electronic Data System (TREDs). Process evaluations are conducted with respect to participation, media outreach and training strategies.
- Regional program managers monitor grant activity through evaluation of quarterly reports, site visits and observation of activities.
- VAHSO staff use evaluation results as an integral part of new program planning and problem identification.

An assessment of the Occupant Protection Program was conducted in 2016. Based on recommendations arising out of the assessment, the Virginia Highway Safety Office Occupant Protection Program is being modified and updated.

## KEY RECOMMENDATIONS

### **PROGRAM MANAGEMENT**

Increase funding resources for occupant protection to allow achievement of selected recommendations submitted in this occupant protection report.

Expand effective local projects to other communities across the Commonwealth.

### **LEGISLATION/REGULATION AND POLICY**

Establish a coalition composed of resource organizations as well as members who can proactively advocate for legislative enhancements for occupant protection.

Enact primary enforcement regarding the use of occupant restraints for all persons of all ages in all seating positions in a motor vehicle.

Reduce exemptions currently permitted in the seat belt law.

Incorporate the importance of occupant restraint compliance in judicial communication and training.

### **LAW ENFORCEMENT**

Expand the use of the *Below 100 Program* and other campaigns to heighten awareness of the importance of seat belt use among law enforcement officers and executives.

Develop and implement rollcall and other training programs for law enforcement agencies to motivate officers to take enforcement action for seat belt and child safety seat violations.

### **COMMUNICATION**

Identify at-risk populations to determine the diverse needs to address various cultures, beliefs, ethnicities, socioeconomics and geographies in Virginia. Then develop messages and interventions appropriate for these audiences to bring about behavioral change.

Develop and implement a statewide strategic communications plan to promote occupant protection messages beyond *Click It or Ticket* enforcement campaigns.

Develop and implement a comprehensive communication strategy, addressing barriers and limitations, to inspire law enforcement to buckle up and enforce Virginia's occupant protection laws.

Conduct focus groups and/or surveys to understand diverse groups of non-belt users' attitudes, beliefs and behaviors as well as what will motivate them to buckle up. Develop campaigns and outreach materials with these messages and evaluate their effectiveness on behavioral change.

## **OCCUPANT PROTECTION FOR CHILDREN**

Develop an electronic and/or hard copy reporting system for all grantees and volunteers to report activities quarterly to VAHSO. Include opportunities to report any interaction with classes taught, check station numbers, diverse populations served, school programs at any level, hospital training, police collaboration, media activity, etc.

Convene a group to develop a long-range strategy and short-range plan to create a safety culture in communities where road safety is not a part of decision-making. Begin by visiting areas of need where little or no safety activity occurs. Once one or more champions are identified in a community, invite them to be part of the original group.

Encourage advocates to harness the use of social media to articulate their wish for a primary seat belt law since there is a strong relationship between adult seat belt use and restraint use for children up to age 18.

## **OUTREACH**

Develop and implement a formal strategy to conduct face-to-face meetings with key stakeholders in rural communities with low seat belt use rates.

Form a Diversity Subcommittee as part of the Occupant Protection and Occupant Protection for Children Committee to determine strategies for the Commonwealth's diverse cultural, socioeconomic and geographical needs.

Develop and execute a program partnership strategy to collect, link and disseminate information among and within partner organizations to maximize impact of successful programs and improve communication.

## **DATA AND EVALUATION**

Design and implement a science-based, statewide child passenger safety survey to monitor occupant restraint rate data for child passengers covered under the primary law, from birth to age 18, with the ability to track results separately among children from birth to age 8, ages 9 to 18, and teen drivers.

Include questions in the self-report survey that facilitate occupant protection program evaluation, (e.g., to further assess the reasons for seat belt use and non-use, the saturation of specific media messages like *Click It or Ticket*, attitudes toward enforcement, appropriate fines, and support for a primary law).

Make technical assistance, for example, evaluation design and survey development, available to occupant protection programs around the state, assisting them in designing and implementing a quality program evaluation component.

In 2019, the VAHSO will request an Occupant Protection Program Assessment through NHTSA.

## **APPENDIX A: OP Committee Minutes - (January 2016, April 2016, May 2017)**

### **Occupant Protection/Occupant Protection for Children Committee Meeting Notes**

Thursday, January 14, 2016 at DMV Headquarters in Richmond

#### **DMV's Virginia Highway Safety Office Mission**

To reduce crashes, injuries, fatalities and associated cost by identifying transportation safety issues, and developing and implementing effective integrated programs and activities.

#### **Virginia's Strategic Highway Safety Plan's Occupant Protection Goals:**

Educate the public on the importance of using safety belts.

Conduct high visibility safety belt enforcement campaigns.

Improve child occupant protection through education, outreach and enforcement.

The members went through the OP and OPC strategies and action items from the 2012-2016 Virginia [Strategic Highway Safety Plan](#), which are listed at the end of the Meeting Notes. They provided suggested updates and revisions for the 2017-2021 plan, which are attached.

The group began with **Strategy 1. Educate the public on the importance of using safety belts.**

1.1 Review the data to determine which population groups are at highest risk for not wearing safety belts, determine why if possible. (DMV)

1.2 Explore culturally relevant public education and outreach to increase awareness of the benefits of safety belt use among low-use groups. (DMV)

1.3 Provide information on safety belt use and the expected fatality and severe injury reductions that could be achieved with higher belt use. (DMV)

Dana Schrad, Executive Director of the Virginia Association of Chiefs of Police (VACP), said the previous group who created these strategies may have been thinking about questions on the driver's license exam as a way to measure education.

Dr. Bryan Porter from Old Dominion University recommended adding the word "persuade" to strategy 1.

The group considered the tasks under strategy 1 and transitioned into a discussion about expanding OP education and outreach through social media.

Dr. Kelli England Will from Eastern Virginia Medical Center agreed social media was a good channel to reach the public, and recommended focusing on the reasons why people die and are injured rather than crash statistics. "Those go in one ear and out the other," she said. DMV Deputy Commissioner George Bishop mentioned the Centers for Disease Control's anti-tobacco campaign, and Kelli added that it's working because it incorporates humor and the concept of controlling one's own destiny, since most people already know tobacco is unhealthy.

Bishop said 1.3 under strategy 1 should be this group's entire media strategy. DMV, Virginia State Police, Youth of Virginia Speak Out, DRIVE SMART Virginia, VACP, AAA Mid-Atlantic and Tidewater, and all other safety advocates should partner together for a united social media campaign to encourage belt use and proper child safety seat use. "We need to increase our social media followers, including on our DMV-owned sites, and reach that 20-percent of Virginians who are unbuckled."

Dana added how the small Crewe Police Department organically grew its social media followers, a model from which the group could learn. “It’s small, but effective,” she said.

While Bryan agreed that social media was a valuable outreach channel, he doesn’t believe it will change driver behavior. He said Virginia needs “champions of change” regarding the encouragement of seat belt use.

The group moved on to Strategy 2 and its tasks:

**Conduct high-visibility safety belt enforcement campaigns**, e.g., “Click It or Ticket.”

2.1 Continue and enhance high-visibility enforcement campaigns. (DMV)

2.2 Explore and implement feasible alternative countermeasures. (DMV)

Karen King, Transportation Safety Engineer from the Federal Highway Administration, described a successful OP enforcement effort called the Arizona 500 Challenge where officers met the challenge to issue 500 OP-related citations.

While Dana thought the idea was good, she said the legislature may find any type of “summons challenge” or quota to be offensive.

Dana mentioned instituting New Kent County High School’s buckle up program in Virginia’s high schools. If students are belted when entering and exiting the school parking lot, they receive a coupon from a local restaurant. If they are unbelted, they receive a warning the first time and lose their parking privileges the second time. Students and parents sign the school division’s Code of Conduct at the beginning of the year stating that seat belt use is tied to parking privileges.

As a way to encourage law enforcement to conduct high visibility enforcement campaigns, Virginia State Police Public Relations Manager Corinne Geller said the highway safety office needs to do a better job at communicating the Click It or Ticket Awards to VSP. She said the awards spur competition and provide internal motivation for troopers. She asked the group to consider the difficult job of motivating law enforcement to participate in the same campaigns year after year, including Click It or Ticket and Checkpoint Strikeforce.

On the topic of awards, Dana encouraged VSP and all agencies to participate in the Law Enforcement [Challenge](#), and DMV Program Manager Dwight Jenkins added that more agencies should nominate winners for the [Saved By the Belt](#) and Bag Program.

With all these traffic safety law enforcement awards available in Virginia, Program Manager Kimberly Burt wondered if law enforcement was experiencing award nomination fatigue. Instead of asking officers to fill out nomination forms, she recommended everyone in the room partner to highlight one Virginia law enforcement agency each month. The highlighted agency could be the one that increases belt use and decreases fatalities in their community.

Next, the group discussed Strategy 3 and its related tasks:

**Improve child occupant protection through education, outreach, and enforcement.**

3.1 Identify locations with low adult and child occupant restraint use and target education and outreach efforts in those areas. (VDH)

3.2 Advocate enforcement of secondary occupant protection laws and promote zero tolerance of child occupant protection violations. (DMV)



3.3 Continue and increase child occupant protection education programs, such as “First Ride, Safe Ride” and “Make it Click.” (VDH)

3.4 Continue to operate and promote the expansion of safety seat check stations and publicize child occupant protection inspection events statewide. (VDH)

3.5 Increase the number of certified child passenger safety technicians/instructors. (DMV)

3.6 Continue programs and services aimed at increasing occupant protection among low-income populations. (VDH)

John Messina, DMV Highway Safety Occupant Protection for Children Coordinator, reported how the number of seat check events and the number of seats checks continues to increase annually.

Kelli wondered how to identify the areas in 3.1 since Virginia does not have an observed child safety seat use survey. “How do you find those areas with low child occupant restraint use?”

Ann Edwards from ODU, who works on the team that conducts observations and determines Virginia’s seat belt rate, said child safety seat use is not part of the survey wouldn’t be feasible along with the primary mission.

Addressing 3.2, Michael Nash, DMV Highway Safety Law Enforcement Liaison, said some law enforcement agencies use Virginia’s secondary seat belt law for adults as an excuse not to write belt summons.

Regarding task 3.3, John said that the Virginia Department of Health’s Low Income Seat Distribution Program provides child seats to qualifying caregivers and both the distribution program and the First Ride, Safe Ride Program provide child passenger safety education and outreach.

In a follow-up email after the meeting, VDH provided more details about these programs. Through the utilization of the “Child Restraint Special Device Fund,” VDH administers the Low Income Safety Seat Distribution and Education Program. It supports a network of over 150 distribution sites across the Commonwealth, providing demonstration education, child safety seats and booster seats to indigent families unable to purchase a safety seat.

The VDH-administered First Ride, Safe Ride program is a health care provider-focused program that provides child passenger safety (CPS) awareness, referral to CPS resources, and outreach education to maternity hospital and relevant health care providers. The providers receive tools to educate parents and caregivers in safe transportation for children, starting with the first ride home. The program coordinates health care provider general CPS awareness education, disseminates patient education materials to maternity hospitals and healthcare providers for distribution, and provides consultation, referral to CPS resources, and support to assist health care providers and hospitals in adapting policies that meets the American Academy of Pediatrics Policy Statement, “Safe Transportation of Newborns at Hospital Discharge.”

In a follow-up email after the meeting, Karen shared the SHSP Implementation Process Model as a resource for the group to make the plan more actionable:

<http://safety.fhwa.dot.gov/hsip/shsp/fhwasa10024cd/chapter4.html>

The next meeting will be scheduled in April 2016 and will include subcommittee sessions.

**List of attendees:**

Watkins	Linda	Inova Trauma Center
Brooking	Janet	DRIVE SMART Virginia
Jacobs	Rich	DRIVE SMART Virginia
Burt	Kim	VAHSO
Goodall	Noah	VTRC
Jenkins	Dwight	VAHSO
Messina	John	VAHSO
Miller-Hobbs	Corri	Safe Kids
Nash	Michael	VAHSO
Timm	Michael	VAHSO
Stokes	Melanie	VAHSO
Porter	Bryan	ODU
Geller	Corinne	VSP
Westphal	Sarah	YOVASO
Collier	Raz	Collier & Associates
Schrad	Dana	VACP
Schrad	Erin	VACP
Will	Kelli	Eastern Virginia Medical Center
Porter	Bryan	ODU
Edwards	Ann	ODU
Bishop	George	VAHSO
Feister	Craig	FMCSA
King	Karen	FHA

### **Occupant Protection/Occupant Protection for Children Committee Meeting Notes**

Tuesday, April 26, 2016 at DMV Headquarters in Richmond

#### **DMV's Virginia Highway Safety Office Mission**

To reduce crashes, injuries, fatalities and associated cost by identifying transportation safety issues, and developing and implementing effective integrated programs and activities.

#### **Virginia's Strategic Highway Safety Plan's Occupant Protection Goals:**

Educate the public on the importance of using safety belts.

Conduct high visibility safety belt enforcement campaigns.

Improve child occupant protection through education, outreach and enforcement.

Members of the Virginia Occupant Protection and Occupant Protection for Children Committee gathered at DMV Headquarters in Richmond on April 26, 2016, for the committee's quarterly meeting.

Staffing changes for DMV, the Virginia Highway Safety Office (VAHSO) were announced. During a recent VAHSO management review, the National Highway Traffic Safety Administration (NHTSA) encouraged

VAHSO to separate the duties of the Occupant Protection and Media Manager and create two positions to better address needs. John Messina is now the OP Program Coordinator, and Melanie Stokes is the Media & Outreach Coordinator.

Next, Ann Edwards from Old Dominion University's Behavioral Psychology Research & Analysis Team revealed how seat belt observations will commence in Virginia in June as part of the annual seat belt survey, which is required by NHTSA. She explained that members of the team will be observing front passenger belt use in 15 pre-selected areas in Virginia. For more information, see last year's seat belt survey [report](#).

After hearing the belt survey details, the team discussed Virginia's recent Occupant Protection Program Assessment, which was conducted by a team of subject matter experts from across the country during the first week of March. A copy of the final assessment report is attached to the email with these meeting notes. The Key Recommendations from the final report were distributed to the committee.

Three of the Key Recommendations fell under the Legislation and Policy section, and one was to "Establish a coalition composed of resource organizations as well as members who can proactively advocate for legislative enhancements for occupant protection."

DMV Deputy Commissioner George Bishop said VAHSO plans to start sending Heat Maps to each legislator so he or she can have more information on the traffic safety issues in the districts represented. George said DMV already sends legislators wait times for customer service centers, so providing traffic safety information would be a needed addition.

Janet Brooking from DRIVE SMART Virginia said providing Heat Maps was a "brilliant" idea. She added that the legislature hears about all other DMV-related issues, but when it comes to traffic safety, DMV has been "silent."

Under the Law Enforcement Key Recommendations, one was to expand the use of the Below 100 Program and other campaigns to heighten awareness of the importance of seat belt use among law enforcement officers and executives.

Dana Schrad said the Virginia Association of Chiefs of Police has already scheduled Below 100 training opportunities in May in northern Virginia and in Chesterfield County. It includes a "train the trainer" portion so attending officers can present the program to the other officers in their agencies.

Under the Communications section, one of the Key Recommendations was to identify at-risk populations to determine the diverse needs to address various cultures, beliefs, ethnicities, socioeconomics and geographies in Virginia. Then develop messages and interventions appropriate for these audiences to bring about behavioral change.

George mentioned an idea where an event is held to "bless" child safety seats involving Latinos and Catholics. OP Coordinator John Messina described the "Buckle Up Religiously" program promoted by NHTSA that involves asking churches to incorporate traffic safety messaging into bulletins and sermons.

Kimberly Burt, VAHSO Program Manager for State Agencies and Non-Profits, recommended reaching out to individuals who care about the target audience, which is males ages 18 to 35, including children, parents, wives and girlfriends. The messaging would ask these groups to encourage the young men in their lives to buckle up.

Dana, whose husband is an athletic coach at a local high school, said coaches have a lot of influence over young males.

Vanessa Wigand from the Virginia Department of Education said she would look into adding a traffic safety component to the prevention training that high school students already receive through physical education.

George also mentioned an idea to create a social media campaign featuring the hashtag #ISurvived. He envisions Virginians who survived crashes due to restraints detailing their stories on social media outlets using the #ISurvived hashtag.

Dana said VACP has a pool of survivors from their Saved By the Belt and Bag program, which recognizes Virginians who survive a crash because they used occupant protection devices.

Ann said such an idea should help dispel the myths surrounding belt use, including the false claim that everyone knows someone who would have died in a crash had the person been belted. "You don't unbuckle dead people," she added.

After wrapping up the discussion on the OP Assessment's Key Recommendations, the committee updated Speed Strategy number two and its action items located on page 12 of the Strategic Highway Safety [Plan](#).

**Strategy 2. Develop and implement a speed campaign incorporating media, enforcement, education, and evaluation where speed-related deaths and severe injuries are elevated.**

2.1 Identify, publicize, and implement enforcement countermeasures in areas where speeding is a problem. (DMV)

2.2 Determine the most effective messages targeting individuals most involved in speed-related crashes through research, literature reviews, and focus groups. (DMV)

2.3 Teach children the rules of the road before they get behind the wheel, i.e., review bicycle curriculum. (DMV)

2.4 Educate the judicial community on the need for consistent application of the law on speed-related offenses. (DMV)

2.5 Enhance the education of police officers on the need for speed enforcement. (DMV)

2.6 Provide grant funding for speed enforcement in areas where data indicate a speed problem. (DMV)

Bud Cox from Virginia State Police said their Operation CARE and Air, Land and Speed campaigns focus on preventing speeding, and mentioned VSP writes about 200,000 speeding citations each year. He added that there are too many different traffic safety messages out there, and none focus entirely on speeding.

George wondered if variable message signs could be used to show a passing motorist's speed. However, VAHSO Deputy Director Dr. Lori Rice wondered about effectiveness as a deterrent since she'd heard motorists use those signs as an opportunity to calibrate their speedometer.

Lee mentioned that both New Kent and Henrico Division of Police have the variable messaging signs if it was decided to use them for a speed campaign.

Lori added that the major challenge is that speeding is a socially-acceptable action, so preventing it will necessitate a cultural change.

Janet added that the General Assembly often considers raising the threshold for reckless driving.

Similar to the earlier discussion about how General Assembly members receive information about DMV wait times, but not traffic safety information, Dana said the legislature does not realize how many of their constituents are dying each year due to speeding. She said members are bombarded with messaging about the dangers of texting, but they never hear about speeding, which is much more prevalent.

Linda Watkins from INOVA Health Systems applauded a speed campaign operated in the Outer Banks during the resort area's annual "Bike Week" in April. As a North Carolina native, Linda said the campaign was well-publicized and all of her social media friends were posting warnings about how increased law enforcement would be patrolling.

Dana added that officers need training on the dangers of speeding. "If officers are speeding down the road, it negates a speed-prevention campaign," she said.

After discussing speed prevention, committee members were asked to provide any updates.

Kate Wilson from AAA Tidewater announced that they will hold a press conference June 20 in Chesapeake focusing on updates to Virginia's graduated driver licensing laws, which take effect July 1.

Lee said a press conference will be held May 26 at 10 a.m. on Route 60 in Henrico County to kick-off both Click It or Ticket and the accompanying Route 60 Blitz effort. Warren County Sheriff's Office will bring a rollover simulator as a media hook.

The next OP/OPC Committee meeting is planned for July 2016.

**List of attendees:**

Watkins	Linda	Enova Trauma Center
Bailey	Lee	New Kent County Sheriff's Office
Cox	Bud	VSP
Brooking	Janet	DRIVE SMART Virginia
Jacobs	Rich	DRIVE SMART Virginia
Burt	Kim	VAHSO
Rice	Lori	VAHSO
Jenkins	Dwight	VAHSO
Messina	John	VAHSO
Timm	Michael	VAHSO
Stokes	Melanie	VAHSO
Edwards	Ann	ODU
Geller	Corinne	VSP
Westphal	Sarah	YOVASO
Collier	Raz	Collier & Associates
Schrad	Dana	VACP
Schrad	Erin	VACP
Robinson	Suzanne	VACP
Bishop	George	VAHSO
Wigand	Vanessa	DOE
Wilson	Kate	AAA Tidewater

**Virginia Occupant Protection Program Committee**  
**June 20, 2017**  
**Agenda**

-Welcome and Introductions

John Messina, Occupant Protection Coordinator, Virginia Highway Safety Office

1. Welcome and announcements
2. Review 2017-2021 Strategic Highway Safety Plan Occupant Protection Emphasis Area
  - Integration of Key Recommendations from the Occupant Protection Program Assessment

-Meeting date

-Adjourn

## **Occupant Protection Program Committee**

**June 20, 2017**

**10:00am-12:00pm**

**DMV Headquarters Conference Room #131**

### **Present:**

#### **DMV Staff**

John Messina, Occupant Protection Coordinator

George Bishop, Deputy Commissioner

Rick Clark, Program Manager

Dwight Jenkins, Program Manager

Michael Nash, Law Enforcement Liaison

Lori Rice, Deputy Director

Steve Williams, Program Manager

Melanie Stokes, Media & Outreach Coordinator

Paul Sleeper, Law Enforcement Liaison

### **PARTNERS**

Dana Schrad, Executive Director and Erin Schrad, Communications Manager -

Virginia Association Chiefs of Police

Lisa McDaniels and Janet Ragland - Department of Education

Marcia Franchok-Hill - Health Department

Georjeane Blumling - AAA Tidewater

Kristin Pettaway - DriveSmart Virginia

Rob Netherland - Henrico County Police

William Naff - NHTSA Region 3

Rosie Hobron - Office of the Chief Medical Examiner

**Call to Order: 10:15am**

**Welcome by John Messina**

George Bishop –

- Click It or Ticket Campaign (CIOT) is finalized and survey team has commenced data collection.
- We are anticipating a flat use rate
- NHTSA and VAHSO has designated this year as the year of Occupant Protection
- Improvement is needed

John Messina –

- CIOT Post Surveys indicate 79% use rate with southwestern Virginia still being the focus.

## **Review of Strategic Highway Safety Plan (SHSP) Occupant Protection Emphasis Area Strategies**

### **Strategy 1. Educate and persuade the public and the private sector on the importance of using safety belts**

#### **1.1 Use data to determine which population groups are at highest risk for not wearing safety belts, determine why if possible.**

Comments & Suggestions:

- Look at resident vs. nonresident fatalities.
- We need to dispel the local “urban myth” that motorist died because they were belted.
- EMS can help overcome this and assist with bely use encouragement
- We need to determine how to deliver message

#### **1.2 Explore public education and outreach to increase awareness of the benefits of safety belt use among low-use groups.**

Comments & Suggestions:

- Messaging needs to include injuries and not focus just on fatalities
- Identify capture points – CPS and parent buckling up
- Focus groups show that the concern (especially for teens) is about not hurting others, family members and teens. Dads’ concerns relate to being able to get their kids out of vehicle and provide help. We need to focus on hearts and minds.
- First Ride, Safe Ride program is hospital based. VDH educational goals are to enhance and educate care for yourself. The Every Ride, Safe Ride is aimed at physicians.
- VACP is utilizing Below 100 and Where This, Not That programs.
- Officers need to document conversations while in ambulance. Patients are more open to discuss with attendants because they are more sympathetic. Law enforcement is working on the delivery of the message utilizing softer uniform appearance therefore being able to relate better.
- Drive smart Virginia is working with insurance companies. Explore health insurance and workmen’s compensation coverage.

#### **1.3 Publicize safety belt use and the expected fatality and severe injury reductions that could be achieved with higher belt use (DMV). Moving toward Zero Deaths; entire media strategy including all media channels.**

Comments & Suggestions:

- For low use groups there are no “touch points”. We need to reach out to NASCAR and rely on locally based programs to get message out. There is a need to identify high risk population and determine “WHY?” they are unbuckled. We need to change target messaging and explore more outlets. Currently, media is holding steady.
- Memorials could be used as part of messaging



- Messaging need to include financial consequences. This would equate to a cost saving campaign. Seeing is believing and educational links are key as well.
- Consumer Product Safety Commission is another avenue.
- Media spots in movie theaters to target groups. Also, grassroots (influencers) efforts which are labor intensive.
- Possible outreach through: Online videos, Facebook Live; post and repost.

## **Strategy 2. Conduct sustained high-visibility safety belt enforcement campaigns.**

### **2.1 Conduct Click It or Ticket (CIOT) year-round.**

Comments & Suggestions:

- VAHSO has expanded the November campaign to two weeks.

### **2.2 Partner with law enforcement on high visibility enforcement strategies.**

Comments & Suggestions:

- High Visibility Enforcement (HVE): PA uses checkpoint type signs during enforcement of seat belt laws. John is in the process of scheduling a visit to PA.
- We can utilize signs with police vehicle that has emergency equipment activated (lights) to create a visible message. Vehicle can be moved to a different location.
- Signs could read "Seatbelt Enforcement Underway"

### **2.3 Increase LE agency participation in May and November CIOT mobilizations.**

Comments & Suggestions:

- Outreach to Virginia Municipal League and Virginia Association of Counties.
- Distribute surveys to law enforcement officers; line officers and supervisors.

### **2.4 Develop and implement best practices (e.g., New Kent County's high school program).**

Comments & Suggestions:

- School programs at New Kent County and Prince George County high schools were described, as well as AAA Tidewater's program, Get it Together. This last program includes strong SRO involvement. Over the years, the baseline keeps inching up.
- NO warnings! Some agencies are issuing warning tickets while others are not. Some sheriff's offices perceive it as political.

## **Strategy 3. Improve child occupant protection through education, outreach, and enforcement**

**3.1 Identify locations with low adult and child occupant restraint use, and target education, outreach and persuasion efforts in those areas.**

Comments & Suggestions:

- Southwest Virginia is main focus.

**3.2 Advocate enforcement of secondary occupant protection laws and promote zero tolerance of child occupant protection violations. Encourage LE to enforce secondary law through awarding OP grant funds.**

Comments & Suggestions:

- Delaware's approach to assigning selective enforcement efforts described. The highway safety office contacts and awards grant funds for enforcement to jurisdictions with low seat belt use rates.

**3.3 Continue and increase child occupant protection education programs, such as "First Ride, Safe Ride" and "Make it Click."**

Comments & Suggestions:

- VAHSO is exploring the opportunity to have programs from Eastern Virginia Medical Center (EVMC) implemented at 4-H camps.
- Some of the EVMC SOL based programs have been implemented in public schools. Programs must fit SOL standards.

**3.4 Continue to operate and promote the expansion of safety seat check stations and publicize child occupant protection inspection events statewide; assure stations are in areas where there's a low unrestrained rate; ensure properly placed.**

Comments & Suggestions:

- The VAHSO is not always able to publicize events through DMV due to the need to open communication avenues.
- VDH is taking a regionalized approach to increase and improve identification and outreach.

**3.5 Increase the number of certified child passenger safety technicians/instructors, especially at mother/infant units, neo-natal intensive care units, pediatric units, etc. in hospitals to provide staff education.**

Comments & Suggestions:

- CPS class demographics is usually a mix of law enforcement, fire and rescue and hospital personnel. It is difficult to have agencies commit a person for four days of training. Fire departments are no longer providing CPS services. The fee is the issue in many cases across the professional fields.
- EMS and child care centers were also mentioned as areas of opportunity. It was mentioned that VDH attempted contact and was met with some resistance. It was budget related in most cases.

**3.6 Continue and promote programs and services aimed at increasing occupant protection among low-income populations, specifically in communities with low child safety seat use; expand low-income distribution sites to mother/infant units in hospitals; must include education component with certified technicians; increase number of hospitals that are low-income sites.**

Comments & Suggestions:

- There has been a high failure rate in the hospitals and VDH had to pull the low income seat program. Physicians, at time, would override the program criteria.
- Both VDH and AAA have purchased “give away” seats for use at checkup events.

**Closing**

NHTSA has noted that everyone knows that you don’t speed in Virginia. NHTSA Region 3 wants to have the Occupant Protection laws in Virginia enjoy the same reputation as speeding and alcohol.

VACP announced that Colonel Flaherty of Virginia State Police will be awarded the J Standard Baker Award Lifetime Achievement Award at the IACP conference this year.

**Next meeting scheduled for Tuesday, October 17, 2017, 10:00am. Location to be announced.**

**Adjourn: 11:55am**

**Virginia Department of Health  
Safety Seat Check Station Annual Agreement**

**Between:**

---

Agency

**And:** Virginia Department of Health  
Division of Prevention and Health Promotion

**Period of Performance:** Date signed until September 30, 2016.

**Scope of Services:**

As a Virginia Department of Health recognized Safety Seat Check Station, the above mentioned agency will ensure the following guidelines, adapted in part from the National Highway Traffic Safety Administration's *Guide to Implementing Child Passenger Safety Inspection Station*, are met:

- Designate a coordinator who is responsible for the administrative needs to include but not limited to:
  - Responding to calls from the public
  - Scheduling and confirming appointments for caregivers from any locality, inside or outside of your community. Federal Highway Safety Funds are provided through a grant to provide this service to all customers.
  - Ensuring that all persons installing seats are currently certified technicians or have completed a VDH pre-approved training following NHTSA guidelines and Safe Kids Curriculum. All agencies should have a Standard Operating Procedure(SOP) or Standard Operating Guideline(SOG) for certification and re-certification plans.
  - Recording, updating and submitting to VDH, with this annual agreement a current list of certified technicians including certification numbers and expiration dates on the supplied form.
  - Submitting all information from completed VDH checklist forms and activity summaries, during a given month, to VDH by the 15th of the following month (e.g. all checklist forms completed in October are due by November 15th) using the online reporting system.
- Provide a clear area where the inspections take place clean and free of safety hazards.
- Provide a designated waiting area for vehicles to line up with engines turned off in a parking gear.

- Provide a clear exit route from the site for customers.
- Maintain a supply of the following installation equipment:
  - Foam pool noodle sections
  - Grip-net
  - Current version of VDH checklist
  - Current recall list, either NHTSA or HSRC versions
  - Current VDH child passenger safety educational materials for clients
  - Belt shortening and locking clips
  - Current LATCH manual
  - VDH Customer Comment Cards
- Ensure all installations or inspections are completed by a current Nationally Certified Child Passenger Safety Technician or by staff that have been through an alternate VDH approved training.
- Ensure VDH has the most current Safety Seat Check Station information (location, phone number, address, consistent point of contact, hours/appointment schedule) for listing on the VDH website.
- Ensure parents and caregivers have an active role in the installation of the child safety seat and that they should always be the last one to touch the seat before leaving the inspection site.
- A plan to safely dispose of recalled and/or damaged safety seats collected from clients.
- All first responder sites (police stations, fire stations, rescue squads, etc.) must inform their clients in advance that the scheduled inspection may be postponed should an emergency call arise.
- If at any time said Safety Seat Check Station is unable to maintain one or more of the above guidelines, it is the responsibility of that check station to promptly inform VDH.
- Seat Check Stations are encouraged to participate in all statewide outreach and education campaigns supported by VDH. The overall success of these campaigns relies on the participation of Seat Check Stations throughout the state.
- Check stations must participate in one Community Safety Seat Check Event with the VDH Safety Seat Check Coordinator or a neighboring Safety Seat Check Station during the year.

Technical assistance and resources will be provided by VDH to the best of its ability to help the check station meet all of the aforementioned guidelines. All materials issued by VDH must adhere to the Buy America Act for using Federal grant funding.

<hr/>	
Agency	
<hr/>	
Location Address	
<hr/>	
Contact to be listed on web	Appointments/Hours
<hr/>	<hr/>
Coordinator	Coordinator Email
<hr/>	<hr/>
Coordinator Phone Number	Coordinator Fax Number
<hr/>	<hr/>
Name of Authorizing Official	Title of Authorizing Official
<hr/>	<hr/>
Signature of Authorizing Official	Date
<hr/>	<hr/>
Tobey Anne Allen, Safety Seat Check Coordinator Virginia Department of Health	Date
<hr/>	<hr/>