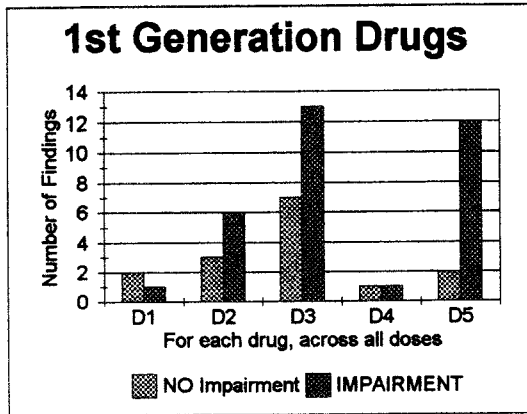


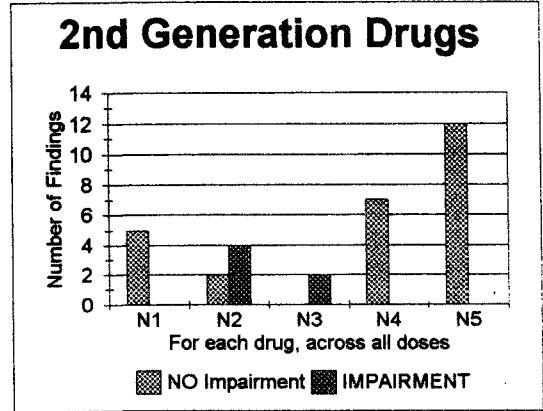
FIGURE 12A.

Results shown for:  
**TASK CATEGORY:**  
**TRACKING**  
**SC#:** 8 (8, 8Cr)

**DOSING:** Total #  
**ACUTE** Tests: 80



**DRUG code: GENERIC NAME:**  
**D1** CHLORPHENIRAMINE  
**D2** CLEMASTINE  
**D3** DIPHENHYDRAMINE  
**D4** HYDROXYZINE  
**D5** TRIPOLIDINE



**DRUG code: GENERIC NAME:**  
**N1** ASTEMIZOLE  
**N2** CETIRIZINE  
**N3** FEXOFENADINE  
**N4** LORATADINE  
**N5** TERFENADINE

## TRACKING

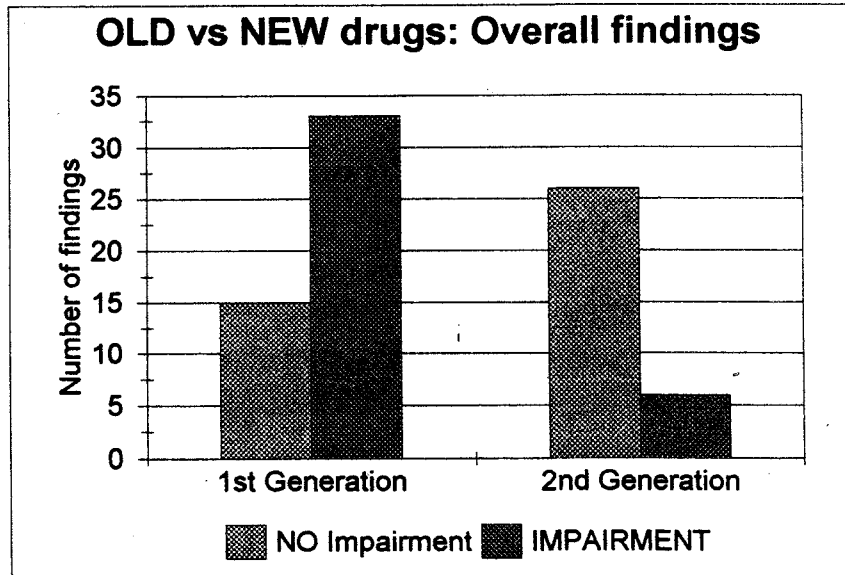
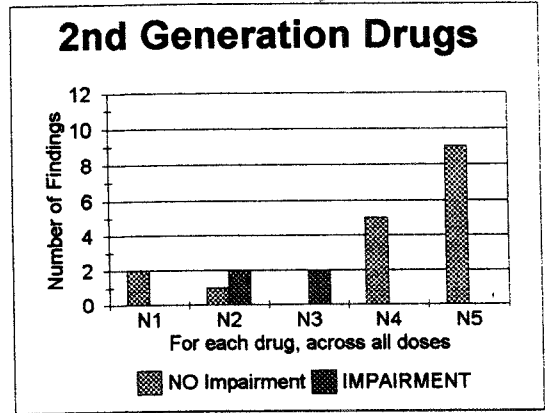
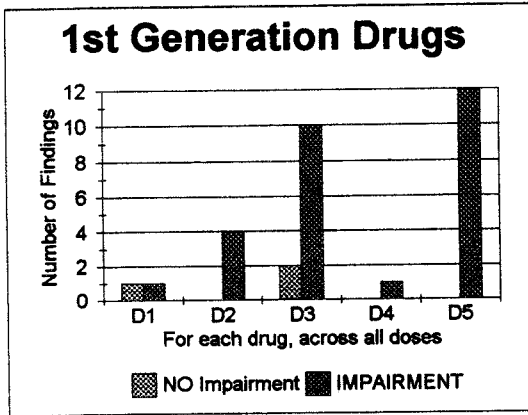


FIGURE 12B.

Results shown for:  
**TASK CATEGORY:**  
**TRACKING - Critical and Adaptive**  
**SC#:** 8Cr

**DOSING:** ACUTE  
 Total # Tests: 52



**DRUG code: GENERIC NAME:**  
 D1 CHLORPHENIRAMINE  
 D2 CLEMASTINE  
 D3 DIPHENHYDRAMINE  
 D4 HYDROXYZINE  
 D5 TRIPOLIDINE

**DRUG code: GENERIC NAME:**  
 N1 ASTEMIZOLE  
 N2 CETIRIZINE  
 N3 FEXOFENADINE  
 N4 LORATADINE  
 N5 TERFENADINE

**TRACKING - Critical and Adaptive**

