



**The Current State of Ignition  
Interlocks  
Program Overview  
Research to Practice  
February 2009**

**Cheryl Neverman**  
Impaired Driving Division  
NHTSA



# Ignition Interlock Effectiveness

- CDC Systematic Review:
  - Median 73% reduction in re-arrest rates while installed



# Ignition Interlock Legislation

- 47 States with laws
- 8 states with first offense laws
- 6 states with high-BAC laws



# Ignition Interlock Legislation

- 2007 - 32 bills 21 states
- 2008 - 70 bills in 27 states

# Reasons for Repeat Offenses?

- **Believe they can drive safely while drunk**
- **Believe they will not get caught**
- **Too drunk to think about alternatives**
- **1/4 report alcohol abuse or dependence problems in their families**
- **Most drove while suspended**



# Potential Benefits

**Interlocks could-**

- **Protect the Community**
- **Facilitate assessment, monitoring and rehabilitation**
- **General Deterrence**



## How Much Benefit from Keeping Offenders Off the Road for a Year?

- **DWI arrests are good predictors of future risk**
- **Drivers with .08+BAC in fatal crashes are 8 times more likely to have prior convictions than drivers with no alcohol.**



# Role in Assessment, Monitoring & Remediation?

- **Interlock test results can be an indicator of progress – and a good predictor of post-interlock behavior**
- **Promising results from linking test performance with appropriate consequences**



# Ignition Interlocks



- **Effective in reducing recidivism**
- **Featured in CEDD**
- **Under use in U.S.**

# Most Significant Challenges



**Education for  
Judges and CJS  
Implementing New  
Laws  
Rural Access  
Specific Program  
Elements**

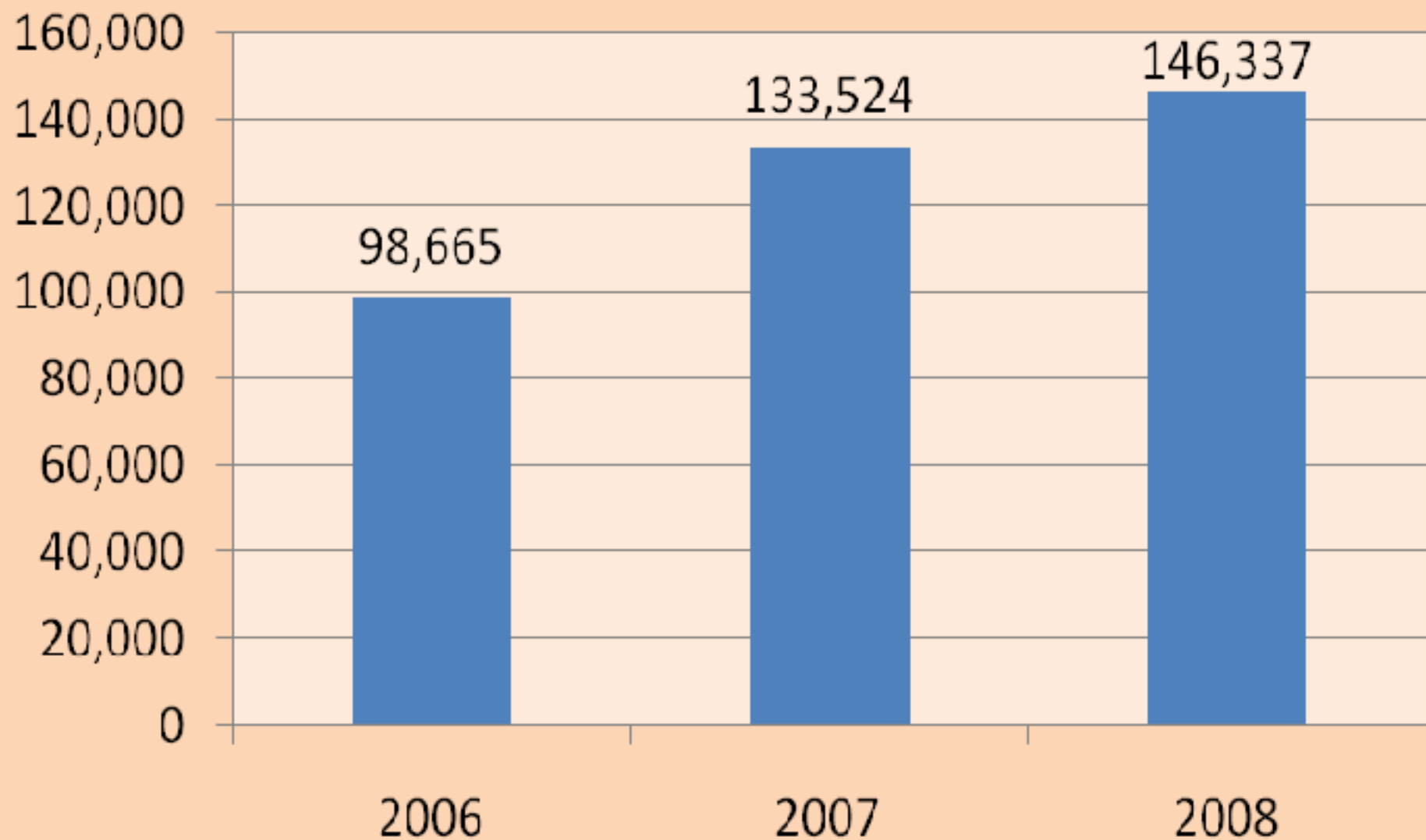
# Ignition Interlocks



- 8 State laws cover ALL offenders
- All but 3 States authorize their use
- Effective while in use
- Use is increasing, but still under-used

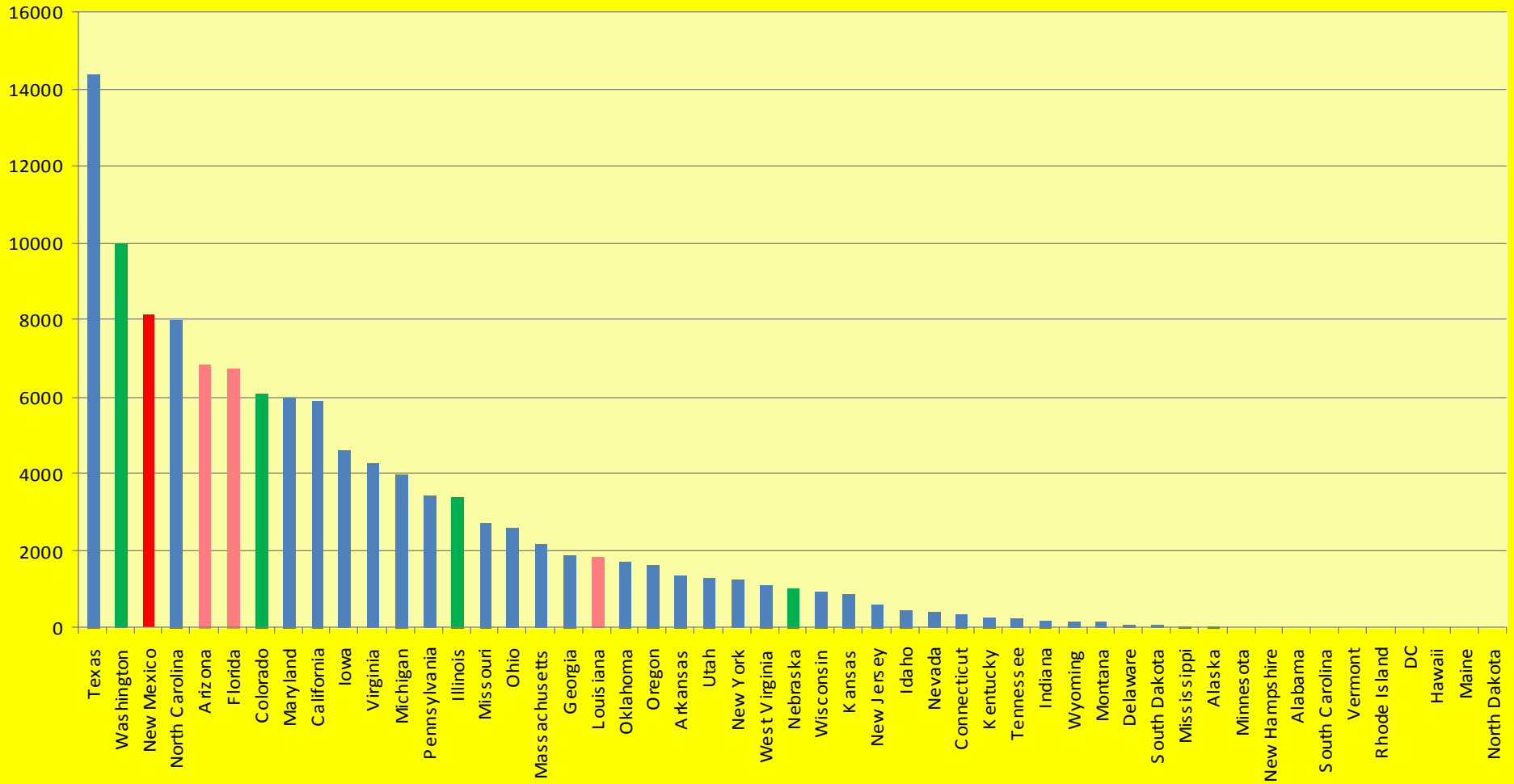
# Currently Installed Interlocks in US

Data from 10 Providers; Plot by Richard Roth; August, 2008



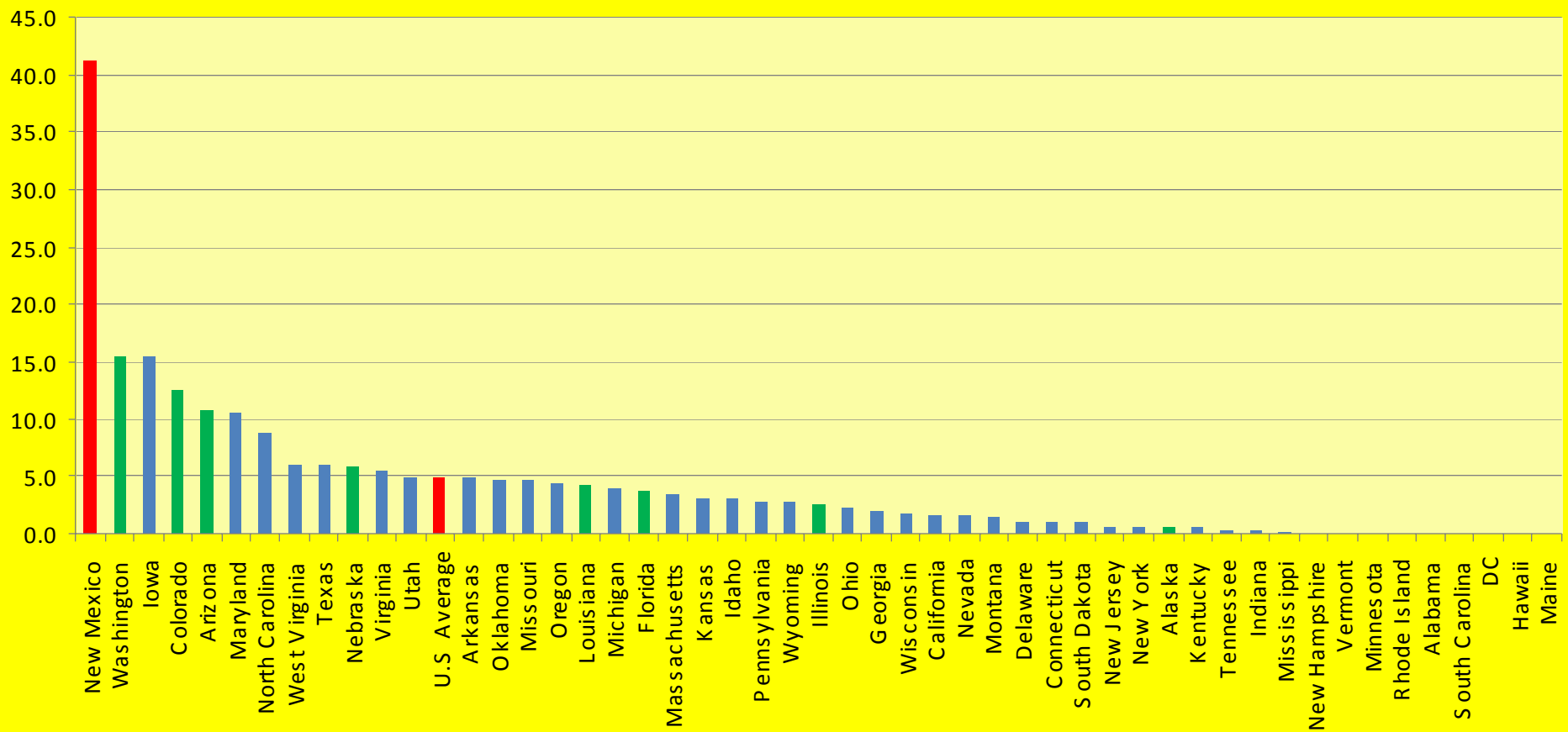
## Currently Installed Interlocks by State

Data From 9/10 Providers; Plot by Richard Roth; August 2008



# Interlocks per 10,000 Residents by State

Data from 9/10 Providers; Plot by Richard Roth, PhD;  
August, 2008



# Headquarters Activities - Support of New Laws



- **Interlock Toolkit**
- **Legislative History**

# Headquarters Activities - Program Implementation



- Judicial Primer and Curriculum
- Technical Assistance to States
- Rural Demo
- Elements of Model Interlock Programs
- Case Studies



# NHTSA Supported Activities



- **Rural Demo**
  - **Focus on Judicial Education**



[www.nhtsa.gov](http://www.nhtsa.gov)

[www.nhtsa.gov](http://www.nhtsa.gov)

# Questions?

**Cheryl Neverman**

**Impaired Driving Division**

**202-366-2696**

**[cheryl.neverman@dot.gov](mailto:cheryl.neverman@dot.gov)**