



MISSOURI'S
ANNUAL
PERFORMANCE
REPORT
2021

MoDOT
Highway Safety
and Traffic

ANNUAL REPORT FEDERAL FISCAL YEAR 2021

PREPARED BY - MISSOURI HIGHWAY SAFETY OFFICE
(HIGHWAY SAFETY & TRAFFIC DIVISION)

JONATHAN NELSONASSISTANT TO STATE HIGHWAY SAFETY AND TRAFFIC ENGINEER
SCOTT JONESPROGRAM ADMINISTRATOR
HEATHER LUEBBERTCOMMERCIAL MOTOR VEHICLE PROGRAM MANAGER
KACEY WILSONHIGHWAY SAFETY PROGRAM MANAGER
SCOTT WILSONLAW ENFORCEMENT PROGRAM MANAGER
MANDY KLIETHERMESLAW ENFORCEMENT PROGRAM MANAGER
MIKE STAPPLAW ENFORCEMENT PROGRAM MANAGER
AMITY JEFFRIESIMPAIRED DRIVING & ELDER DRIVER PROGRAM MANAGER
TARA VAN LOOCHILD PASSENGER SAFETY & BIKE/PEDESTRIAN PROGRAM MANAGER
RACHEL ALLENTEEN PROGRAM MANAGER
KELLY JACKSONPAID MEDIA MANAGER
BRENDA AHLERSOFFICE MANAGER
DARLA STUMPE.....DATA SUPPORT
CARRIE AHARTLAYOUT & DATA SUPPORT



| | |
|-------|--|
| 1 | INTRODUCTION TO THE MISSOURI HIGHWAY SAFETY OFFICE |
| 2-3 | MISSOURI HIGHWAY SAFETY PROGRAM Guidelines, Purpose, Problem ID, Data Analysis, Strategies/ Results, Program Evaluation and Internal Activities |
| 4 | MISSOURI'S EMPHASIS & FOCUS AREAS Emphasis Areas I - VI |
| 5-12 | SNAPSHOT OF MISSOURI STATISTICS |
| 13-15 | CORE OUTCOME MEASURES |
| 16 | FY2021 CONTRACT DISTRIBUTION |
| 17-35 | PROGRAM GOALS, RESULTS & ACTIVITIES |
| | APPENDICES A-D A - HS 217 Financial Report B - Sub-recipient Crash Statistical History C - Project Summaries & Projects not Implemented D -Training Report |

TABLE OF CONTENTS

INTRODUCTION

The Missouri Department of Transportation's (MoDOT) mission is to provide a world-class transportation system that is safe, innovative, reliable and dedicated to a prosperous Missouri. The Highway Safety and Traffic Division (HSTD) serves as Missouri's State Highway Safety Office (SHSO) and leads the state's efforts to reduce the number of fatalities and serious injuries resulting from traffic crashes on Missouri's roadways. This effort is carried out through multiple MoDOT programs, including the Highway Safety Plan (HSP), the Commercial Vehicle Safety Plan (CVSP), and the Highway Safety Improvement Program (HSIP). Collectively, these programs support the state's overall Strategic Highway Safety Plan (SHSP), a comprehensive plan developed by MoDOT and the Missouri Coalition for Roadway Safety (MCRS) to improve highway safety by implementing strategies across a broad spectrum, including education, public policy, enforcement, engineering, and emergency medical services. Through the end of 2021, MoDOT and the MCRS operated under the state's 5th SHSP titled, *Show-Me Zero: Driving Missouri Toward Safer Roads*. Historically, the SHSP has been updated every 4 years in order to ensure the plan is still emphasizing the most pressing needs based on recent trends and data. Consistent with this practice, a 5th SHSP was developed and officially unveiled in October 2020. The new plan, *Show-Me Zero: Driving Missouri Toward Safer Roads*, will serve as the state's SHSP through 2025. While Show-Me Zero has officially been adopted as the new SHSP, this annual report is specific to highway safety programs implemented in federal fiscal year FY21 in accordance with the state's previously submitted HSP. Thus, this annual report corresponds with activities carried out in support of the previous SHSP, *Missouri's Blueprint*. However, it should be noted many of the emphasis areas from the previous SHSP are similar to those in the new SHSP. Thus, most of the HSP programs and activities described in this report also support the new SHSP, *Show-Me Zero*.

In order to carry out the planned activities in the FY21 HSP, the Highway Safety and Traffic Division staff worked closely with state and local agencies to develop and implement programs which are innovative, cost efficient and, above all, effective in saving lives. This effort required action from numerous individuals and organizations. The Highway Safety and Traffic Division strives to incorporate involvement from both traditional and non-traditional partners in our safety endeavors. Expanded partnerships enable us to reach a broader base of customers with the life-saving messages of highway safety. The accomplishments noted in this report would not have occurred without the dedication and foresight of staff from MoDOT's Highway Safety and Traffic Division and our partners throughout the state.

Two issues have greatly impacted Missouri during FY2021. Obviously COVID-19 has had a world-wide effect on day-to-day life and this has certainly not escaped the Highway Safety world. A number of projects that require face-to-face contact (conferences, training, outreach events, and even monitoring) were either minimized or canceled. Throughout this document, the projects affected have been noted. Another issue that Missouri encountered was the legislative repeal of Missouri's universal motorcycle helmet law. While the law went into effect August 28, 2020, numerous motorcyclists could be observed riding without a helmet as early as May 2020 when the bill was passed by the Missouri legislature, but before it was signed by the Governor.

MISSOURI HIGHWAY SAFETY PROGRAM

DATA ANALYSIS

An annual Highway Safety Plan (HSP) is developed by the HSTD utilizing statewide traffic crash data. The Missouri State Highway Patrol serves as the central repository

for all traffic crash data in the state. MoDOT's HSTD analyzes data to compile statistics on fatalities and serious injuries and to identify trends, areas of improvement and potential countermeasures to implement. Three years' worth of crash statistics are compiled to provide a more representative sampling, thereby more effectively normalizing the data. Missouri uses comprehensive data sources which include: The Missouri State Highway Patrol crash repository (STARS) and MoDOT's Transportation Management System (TMS). The data presented in this report represents 2020 as 2021 data is not complete, depending on the section; the data could have been extracted from State (STARS) or Federal (FARS) data sources.

GUIDELINES

In the State of Missouri, the state highway safety program is administered through the Highway Safety and Traffic Division (HSTD, Missouri Department of Transportation). The Annual Report covers those activities funded for the period October 1, 2020, through September 30, 2021. The structure of this report follows the guidelines set forth by the National Highway Traffic Safety Administration (NHTSA) and the Federal Highway Administration (FHWA Order 960-2/7510.3A).

PURPOSE

The National Highway Safety Act of 1966 charges each Governor with the responsibility of establishing a state highway safety program. The goal of the HSTD is to reduce both the number of fatalities and serious injuries resulting from crashes on Missouri roadways.

PROBLEM ID

Traffic crashes are, unfortunately, an everyday occurrence in our mobile society. In 2020, there were 131,386 traffic crashes in Missouri.

CALENDAR YEAR

DATA

In these crashes, 987 people lost their lives and 47,883 persons were injured. Based on the U.S. Department of Transportation Guidance on Treatment of the Economic Value of a Statistical Life of \$11.6 million per fatality, this resulted in an economic loss to the state of nearly \$11.4 billion. Per the Centers for Disease Control and Prevention, Leading Causes of Injury Deaths by Age Group in 2019, motor vehicle traffic crashes were the leading cause of death among people ages 1 to 24 years old.

STRATEGIES

Missouri's strategies to reduce fatalities have been integrated into all key planning documents that include: Strategic Highway Safety Plan (SHSP); the Commercial Vehicle Safety Plan (CVSP); and the Highway Safety Plan (HSP). The fatality reduction goal is also included in the Highway Safety Improvement Program (HSIP) Annual Report along with fatalities, fatality rates and serious injuries. Every effort is made to establish evidence-based strategies that guide Missouri to meet this target.

State and local governmental agencies are solicited to assist in the development of countermeasure projects to address the traffic crash issues through the Missouri Coalition for Roadway Safety and Highway Safety Grant Funding. These projects are then compiled into a comprehensive highway safety plan for the state. Federal funding to support the HSTD is channeled to the state from the Section 402 Highway Safety Program within the U.S. Department of Transportation. In addition to 402 funding, Missouri also received Section 154 AL, 154 HE, and 405b, c, d, and f funding.

SUCCESSES/ RESULTS

Since inception of the highway safety program in 1967, Missouri has witnessed a drop in the vehicle death rate per 100 million vehicle

miles traveled from 5.5 to 1.369 in 2020. Missouri is seeing a downward trend in the number of fatalities that occurred in 2018 and 2019 but an increase in 2020. In 2018, there was a decrease of 11 fatalities from the previous year and in 2019 we experienced another decrease of 40 fatalities. But in 2020, there was an increase in fatalities by a total of 106. Missouri is now seeing an increase in its three-year moving average.

| FARS Data | |
|---------------------------|---------|
| Overall Crashes in 2018 - | 155,946 |
| Injuries in 2018 - | 55,645 |
| Deaths in 2018 - | 921 |
| Overall Crashes in 2019 - | 157,047 |
| Injuries in 2019 - | 55,099 |
| Deaths in 2019 - | 881 |
| Overall Crashes in 2020 - | 131,385 |
| Injuries in 2020 - | 47,882 |
| Deaths in 2020 - | 987 |

PROGRAM EVALUATION

Two types of evaluation methods are used to determine program effectiveness—administrative and

impact. Administrative evaluations measure the operational efficiency of task activities relative to meeting the established goals and objectives of the project, including a Risk Assessment conducted prior to awarding a sub-recipient a contract. Impact evaluations determine the extent to which the project was able to impact traffic crash involvement.

Included with this Annual Report are traffic safety countermeasure programs that have demonstrated best practices. These programs satisfy most, if not all, of the following criteria:

- They use crash statistics and other data to identify problem

areas;

- They target high risk groups of individuals;
- They utilize knowledge & expertise of the local community to propose workable solutions;
- They apply varied resources from numerous sources;
- They are comprehensive in design; and
- They seek to modify behavior through effective enforcement, education, EMS and engineering.

INTERNAL ACTIVITIES

In addition to administering programs that are funded through state and local government agencies, HSTD staff members participate in activities to further highway safety within the state. These include, but aren't limited to:

- Production and distribution of highway safety materials;
- Legislative tracking and review;
- Training presentations (child passenger safety, safety belts, law enforcement grant applications, highway safety programs, legislation, youth issues, etc.);
- Exhibits (safety fairs, conferences, State Fair, employer programs, etc.)
- Press conferences & media events; and
- Federal, state and local committees/boards with like-minded missions.



EMPHASIS & FOCUS AREAS

The Missouri Blueprint ~ A Partnership Toward Zero Deaths addresses six emphasis and 25 focus areas. Only key strategies that provide the greatest likelihood of reducing roadway-related fatalities and serious injuries are included. Extensive data analysis and review of current research were used as a basis for strategy selection.

It should be noted that when the FY21 Highway Safety Plan was created, Missouri was still operating under the Missouri Blueprint. As of January 1, 2021, the Blueprint has been superseded by the new strategic highway safety plan "Show Me Zero - Driving Missouri Toward Safer Roads". Emphasis areas will be aligned with Show Me Zero beginning with the FY23 Highway Safety Plan.

Strategies were developed for each of these focus areas that incorporated the 4 E's – education, enforcement, engineering, and emergency response as well as technology and public policy. All of these are also included in the Highway Safety Plan (HSP), which also addresses the areas of Public Information and Education, and Engineering.

The Emphasis Areas that the MoDOT and safety partners place focus on are below:

Emphasis Area I / Serious Crash

Types Focus Areas

- o Lane Departure
- o Run-Off-Road - Not in a Curve
- o Run-Off-Road - In a Curve
- o Collisions with Trees and/or Utility Poles
- o Head-On
- o Intersection Crashes
- o Non-Signalized
- o Signalized

Emphasis Area II / High-Risk Driving and Unrestrained

Occupants

Focus Areas

- o Aggressive Driving
- o Unrestrained Drivers and Occupants
- o Substance-Impaired Driving
- o Unlicensed/Improperly Licensed Driving
- o Young Driver (15 - 20 years of age)
- o Distracted/Inattentive Driving
- o Drowsy Driving

Emphasis Area III / Special Vehicles

Focus Areas

- o Commercial Motor Vehicles (CMVs)
- o All-Terrain Vehicles (ATVs)/Utility Vehicles (UTV's)
- o School Buses

Emphasis Area IV / Vulnerable Roadway Users

Focus Areas

- o Older Drivers (Age 65 or older)
- o Motorcyclists
- o Pedestrians
- o Bicyclists

Emphasis Area V / Special Roadway Environments

Focus Areas

- o Nighttime Driving
- o Work Zone
- o Highway / Rail Crossing
- o Traffic Incident Management Areas

Emphasis Areas VI / Data and Data System

Improvements Focus Areas

- o Data Collection
- o Data Accessibility
- o System Linkage



SNAPSHOT OF MO STATISTICS

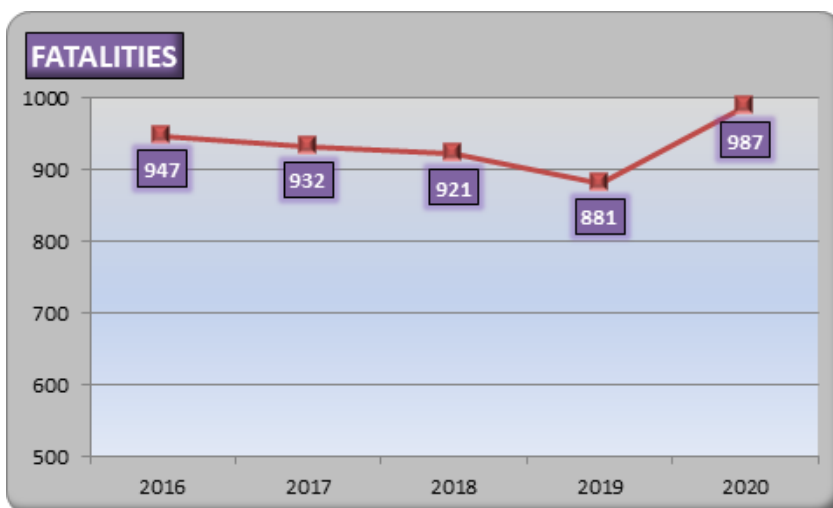
Since this HSP is directed toward modifying behavior so that safety will be the accepted norm, it stands to reason that we must identify the behavior, choices and demographics most closely associated with severe crashes in Missouri. As a result, the HSP as well as this report references strategies for targeted audiences. The term “target audience” infers a population group that is overrepresented in a particular type of crash (e.g., drinking drivers) or is underrepresented in using safety devices (e.g., un-helmeted motorcyclists or unrestrained occupants). This terminology is in no way meant to profile certain populations by age, gender, race, or nationality. Rather, this is an accepted term to identify specific population groups that must be

reached with our highway safety messages and enforcement efforts if we are to reduce traffic crashes, prevent injuries and save lives.

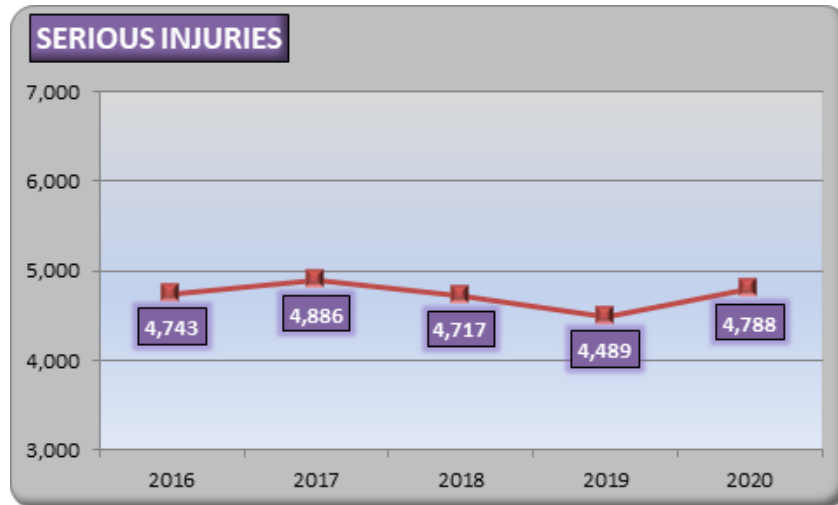
This section gives an overall snapshot view of the fatalities occurring on Missouri roadways during the past five years for each program area. The remainder of the report uses one year’s worth of crash statistics to provide a representative sampling. The data in this section is state data only.

Overall Fatalities/Serious Injuries - A substantial number of people continue to be killed and seriously injured on Missouri roadways and most of these traffic crashes are preventable.

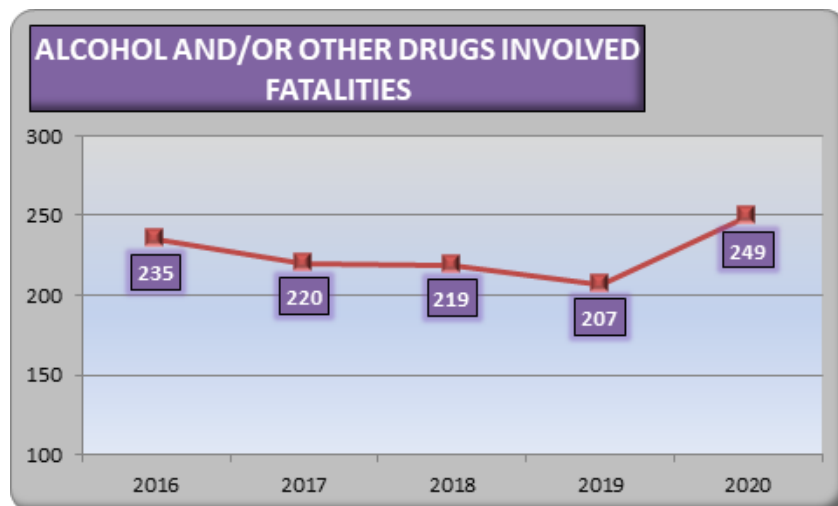
The graph below illustrates the number of fatalities on Missouri roadways from 2016-2020.



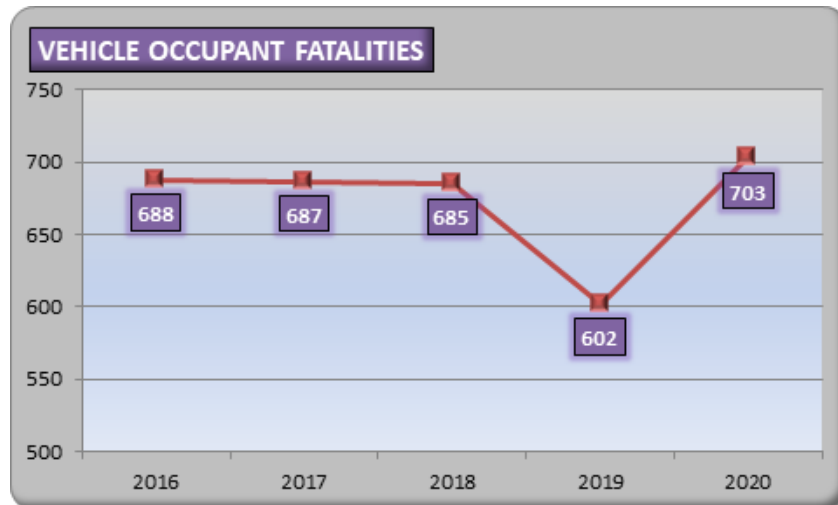
The graph below illustrates the number of serious injuries on Missouri roadways from 2016-2020.



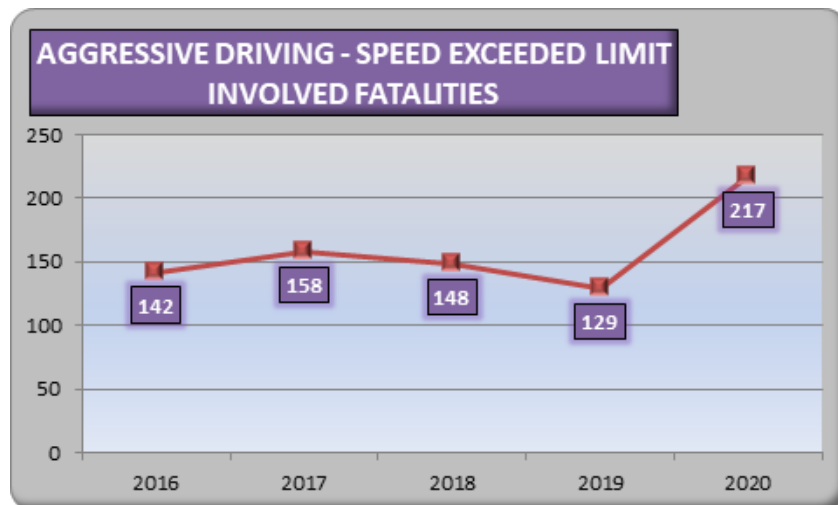
Alcohol & Other Drugs - Of the 1,130 people killed in 2016-2020 alcohol and/or other drug-related traffic crashes, 69% were the substance-impaired driver/pedestrian/bicyclist and 31% were some other party involved.



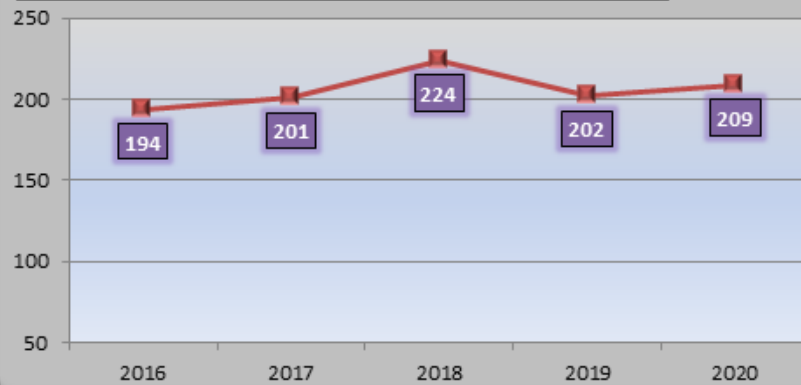
Occupant Protection - In known cases of those occupants killed in 2016-2020 who were totally ejected from the vehicle, 98% were not restrained and of those partially ejected, 88% were not restrained. Of the occupants killed who were not ejected from their vehicles, 51% were not restrained.



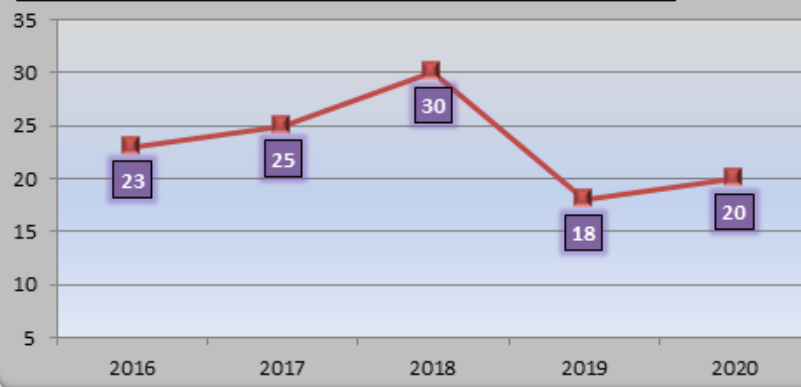
Aggressive Drivers – Aggressive driving is a serious problem on Missouri’s roadways and has contributed substantially to traffic crashes, especially crashes resulting in death.



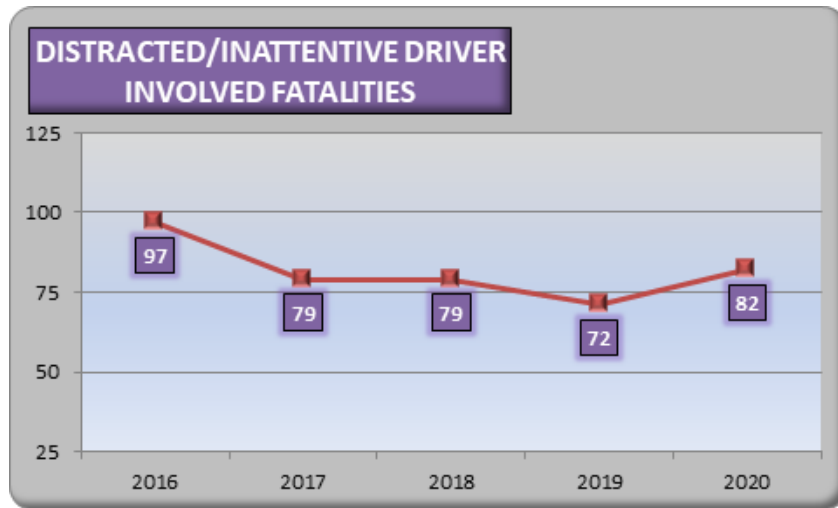
AGGRESSIVE DRIVING- TOO FAST FOR CONDITIONS INVOLVED FATALITIES



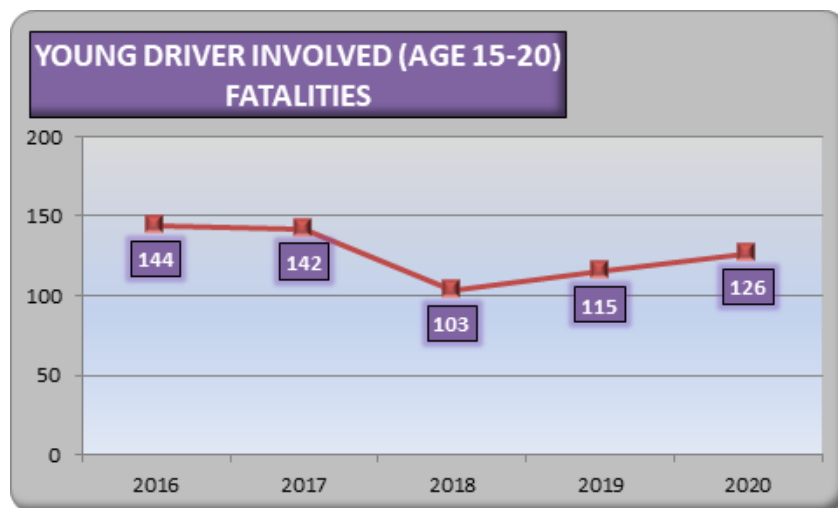
AGGRESSIVE DRIVING - FOLLOWING TOO CLOSE INVOLVED FATALITIES



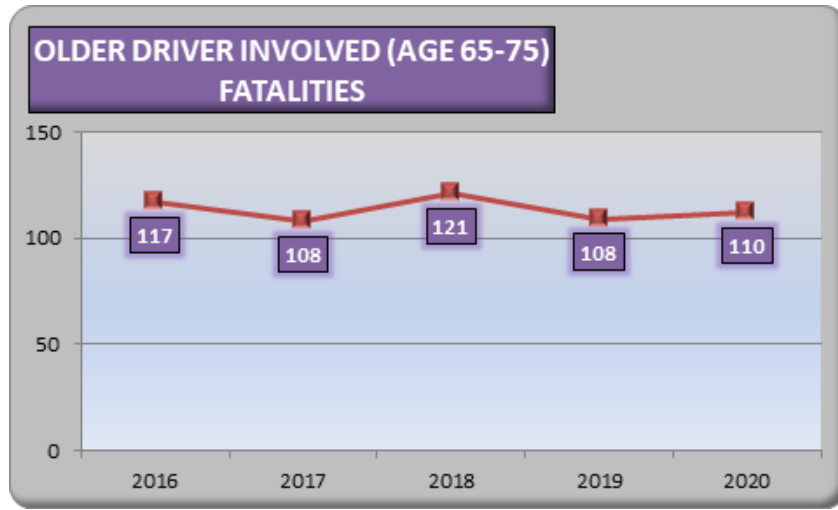
Distracted Drivers – Approximately 36% of the distracted drivers involved in fatal car crashes in the last five years were between 15 and 30 years of age. The graph below illustrates all those killed in crashes involving a distracted driver.



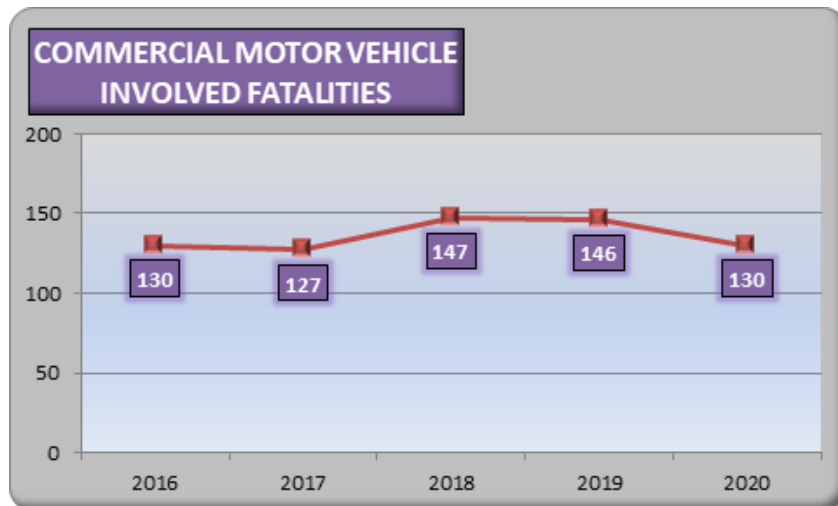
Young Drivers – Of all 2016-2020 fatal and serious injury crashes in Missouri, 17% involved a young driver (15-20) of a motor vehicle.



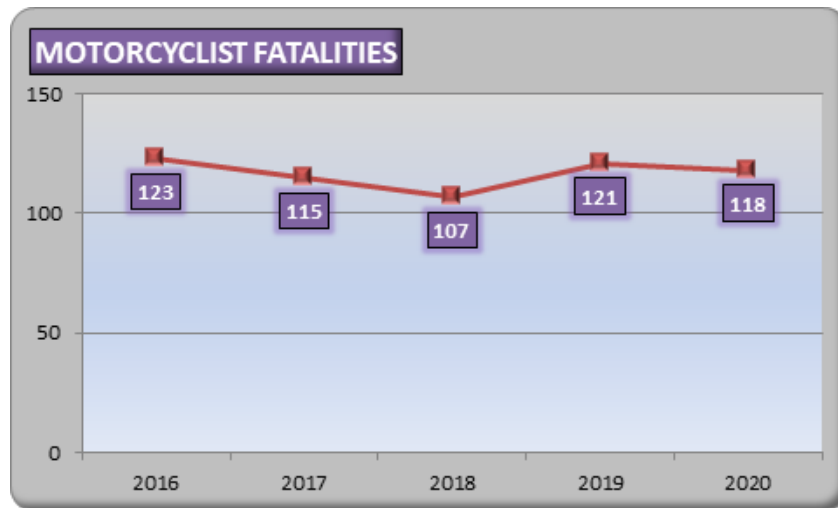
Older Drivers – Of all 2016-2020 fatal and serious injury crashes in Missouri, 11% involved an older driver (65-75) of a motor vehicle.



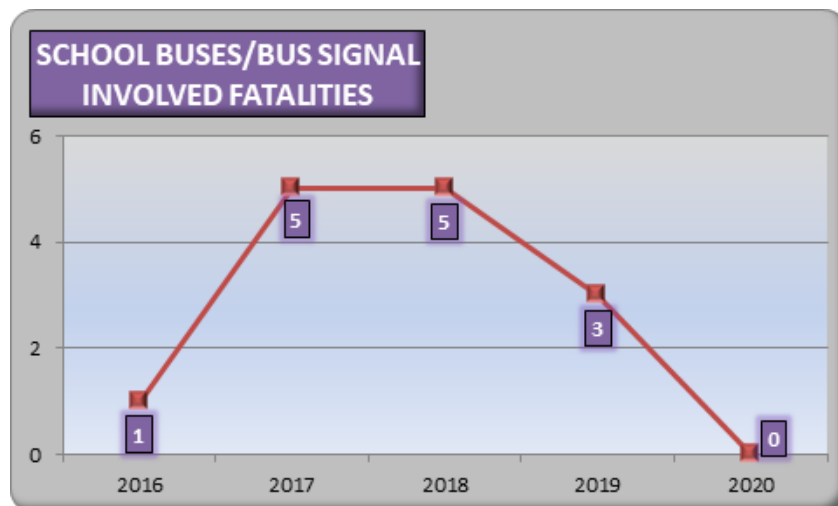
Commercial Motor Vehicles - In 2016-2020, there were 757,440 traffic crashes in the state. In these crashes, 72,474 (10%) involved at least one commercial motor vehicle. Of the 4,318 fatal crashes, however, 620 (14%) involved at least one commercial motor vehicle.



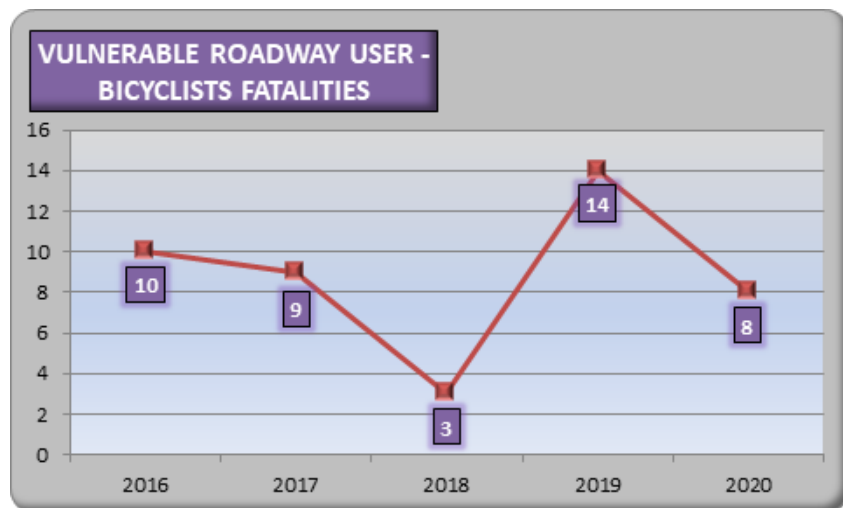
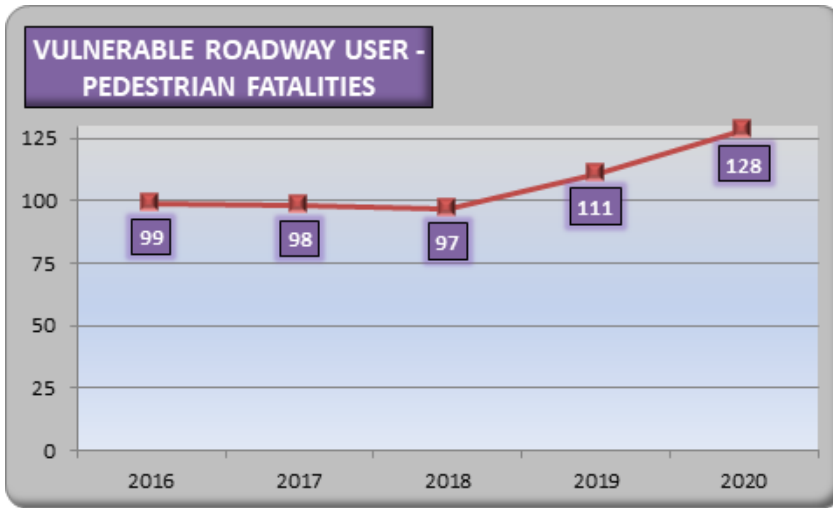
Motorcycles - In most instances, motorcycle drivers and/or their passengers are the ones killed and seriously injured when they are involved in a traffic crash.



Crashes Involving School Buses - Of the 14 persons killed during 2016-2020 in crashes involving school buses, one was a school bus driver, one pedestrian, one bicyclist and 11 were some other person in the incident.



Vulnerable Roadway Users - Pedestrians and bicyclists alike need to understand that they have primary responsibility for their own safety; however, the motoring public also has a responsibility to share the road in a safe manner with these vulnerable road users.



CORE OUTCOME MEASURES

In addition to the Focus Areas, the HSP focuses on 12 Core Outcome Measures.

The National Highway Traffic Safety Administration (NHTSA) and the Governors Highway Safety Association (GHSA) have agreed on a minimum set of performance measures to be used by States and federal agencies in the development and implementation of behavioral highway safety plans and programs. An expert panel from NHTSA, State Highway Safety Offices, academic and research organizations, and other key groups assisted in developing the measures.*

The initial minimum set contains 12 measures: 11 core outcome measures and one core behavior measure. The measures cover the major areas common to State highway safety plans and use existing data systems. The following outlines the 12 performance measures which will be identified within their respective program areas. The 2020 calendar year FARS and STARS results are listed below each goal.



*Traffic Safety Performance Measures for States and Federal Agencies DOT HS 811 025, August 2008.

C-1 FATALITIES - NOTMET

To decrease traffic fatalities by 5.2 percent annually resulting in a change to the 2017-2021 moving average from 887.2 (2014-2018 moving average) to 871.6 (2017-2021 moving average) by December 31, 2021.

2020 GOAL: 859.3
2020 RESULT: 933.6 (FARS 5-year Average)

C-2 SERIOUS INJURIES - NOT MET

To decrease serious traffic injuries by 4.8 percent annually resulting in a change to the 2017-2021 moving average from 4,715.2 (2014-2018 moving average) to 4,463.9 (2017-2021 moving average) by December 31, 2021.

2020 GOAL: 4,505.4
2020 RESULT: 4,724.6 (STARS 5-year Average)

C-3 FATALITIES/VMT - NOTMET

To decrease fatalities per 100 million vehicle miles (VMT) by 5.2 percent annually resulting in a change to the 2017-2021 moving average from 1.202 (2014-2018 moving average) to 1.119 (2017-2021 moving average) by December 31, 2021.

2020 GOAL: 1.130
2020 RESULT: 1.240 (FARS 5-year Average)
2020 Rural Goal: 1.560
2020 Rural Results: 1.510
2020 Urban Goal: 1.037
2020 Urban Result: 1.031

**To address performance measures, C-1 through C-3, Missouri has incorporated quarterly speed campaigns, additional TRACTION conferences to address more young drivers, Boosters to Belts to have young drivers present to elementary age children on safe driving/riding practices, and continued with at least one B.R.A.K.E.S. program to give young drivers hands-on driving experience and implemented additional ARIDE classes via a GHSA grant. Missouri has also deployed an online youth education program and a new pedestrian awareness campaign.*

C-4 UNRESTRAINED PASSENGER VEHICLE OCCUPANT FATALITIES - MET

Based on an annual average increase of 4.29 percent in unrestrained passenger vehicle occupant fatalities from 2014 to 2018, Missouri is projecting a five-year average of 399.3 unrestrained passenger vehicle occupant fatalities by December 31, 2021.

2020 GOAL: 390.2

2020 RESULT: 381.6 (FARS 5-year Average)

**Missouri plans to continue the Buckle Up, Phone Down Program as well as prioritize nighttime seat belt enforcement in the FY22 HSP.*

C-5 ALCOHOL-IMPAIRED DRIVING FATALITIES - NOT MET

Based on an annual average increase of 3.41 percent in alcohol-impaired driving involved fatalities from 2014 to 2018, Missouri is projecting a five-year average of 251.5 alcohol-impaired driving involved fatalities by December 31, 2021.

2020 GOAL: 255.1

2020 RESULT: 257.6 (FARS 5-year Average)

**Missouri plans to continue expanding our efforts related to drug impaired driving, including public awareness and enforcement. Missouri also plans to streamline the DRE training program. Missouri is in the second year of a partnership with the American Bar Assoc. to establish a State Judicial Outreach Liaison. For FY23, Missouri will evaluate the SJOL partnership and will most likely begin funding this program through the HSP. Missouri also entered a partnership with the Missouri Safety Center to evaluate the feasibility of a law enforcement phlebotomy program (LEPP). The research project has been completed and options are being reviewed to determine how to move forward with a LEPP in Missouri and funding sources.*

C-6 SPEEDING RELATED FATALITIES - NOT MET

Based on an annual average increase of 7.49 percent in speed related fatalities from 2014 to 2018, Missouri is projecting a five-year average of 343.7 speed related fatalities by December 31, 2021.

2020 GOAL: 350.0

2020 RESULT: 358.2 (FARS 5-year Average)

**Missouri plans to continue our recently established quarterly speed campaigns and Missouri has also prioritized speed concerns in our new SHSP.*

C-7 MOTORCYCLIST FATALITIES - MET

Based on an annual average increase of 4.84 percent in motorcyclist fatalities from 2014 to 2018, Missouri is projecting a five-year average of 122.3 motorcyclist fatalities by December 31, 2021.

2020 GOAL: 122.5

2020 RESULT: 121.6 (FARS 5-year Average)

C-8 UNHELMETED MOTORCYCLIST FATALITIES - NOT MET

Based on an annual average increase of 14.29 percent in unhelmeted motorcyclist fatalities from 2014 to 2018, Missouri is projecting a five-year average of 15.9 unhelmeted motorcyclist fatalities by December 31, 2021.

2020 GOAL: 13.8

2020 RESULT: 16.6 (FARS 5-year Average)

**To address performance measures, C-7 and C-8, Missouri has fortified the Missouri Safety Center's Motorcycle Safety Program and are also starting a project with the Springfield Police Dept. to increase rider training for all motorcyclists. Missouri will continue to monitor the impact of the recently repealed helmet law and will keep in contact with State legislators regarding the impacts.*

C-9 DRIVERS AGE 20 OR YOUNGER INVOLVED IN FATAL CRASHES - NOT MET

Based on an annual average increase of .41 percent in drivers age 20 or younger involved in fatal crashes from 2014 to 2018, Missouri is projecting a five-year average of 112.1 driver age 20 or younger involved in fatal crashes by December 31, 2021.

2020 GOAL: 108.9

2020 RESULT: 114.8 (FARS 5-year Average)

**In the FY22 HSP, Missouri has continued with an additional TRACTION conference to address more young drivers, Boosters to Belts to have young drivers present to elementary age children on safe driving/riding practices, and continued with at least one B.R.A.K.E.S. program to give young drivers hands-on driving experience with recovering from driving hazards such as running off-road and slides, and avoiding roadway obstacles.*

C-10 PEDESTRIAN FATALITIES - NOT MET

Based on an annual average increase of 9.23 percent in pedestrian fatalities from 2014 to 2018, Missouri is projecting a five-year average of 110.5 pedestrian fatalities by December 31, 2021.

2020 GOAL: 100.3

2020 RESULT: 104.8 (FARS 5-year Average)

C-11 BICYCLIST FATALITIES - NOT MET

Decrease bicyclist fatalities by 12.00 percent annually, resulting in a five-year average for bicyclist fatality goal of 3.1 by December 31, 2021.

2020 GOAL: 5.9

2020 RESULT: 8.4 (FARS 5-year Average)

**For performance measures C-10 and C-11, Missouri plans to continue the Pedestrian Awareness Campaign. The HSO has also met with the City of Springfield regarding their Pedestrian Safety programs and are expanding a similar program Statewide. A Subcommittee has also been established within the Missouri Coalition for Roadway Safety to address bicycle/pedestrian safety concerns. By addressing the core behavior emphasis areas in the SHSP (speed, distraction, and impairment), the HSO is targeting the key contributing factors to bicyclist and pedestrian fatalities.*

CORE BEHAVIOR MEASURE

B-1 OBSERVED BELT USAGE - NOT MET

To increase statewide observed seat belt use of front seat outboard occupants in passenger vehicles 1 percentage point annually from the 2019 calendar base year rate of 88% to 90% by December 31, 2021.

2020 GOAL: 89%

2020 RESULT: 86%

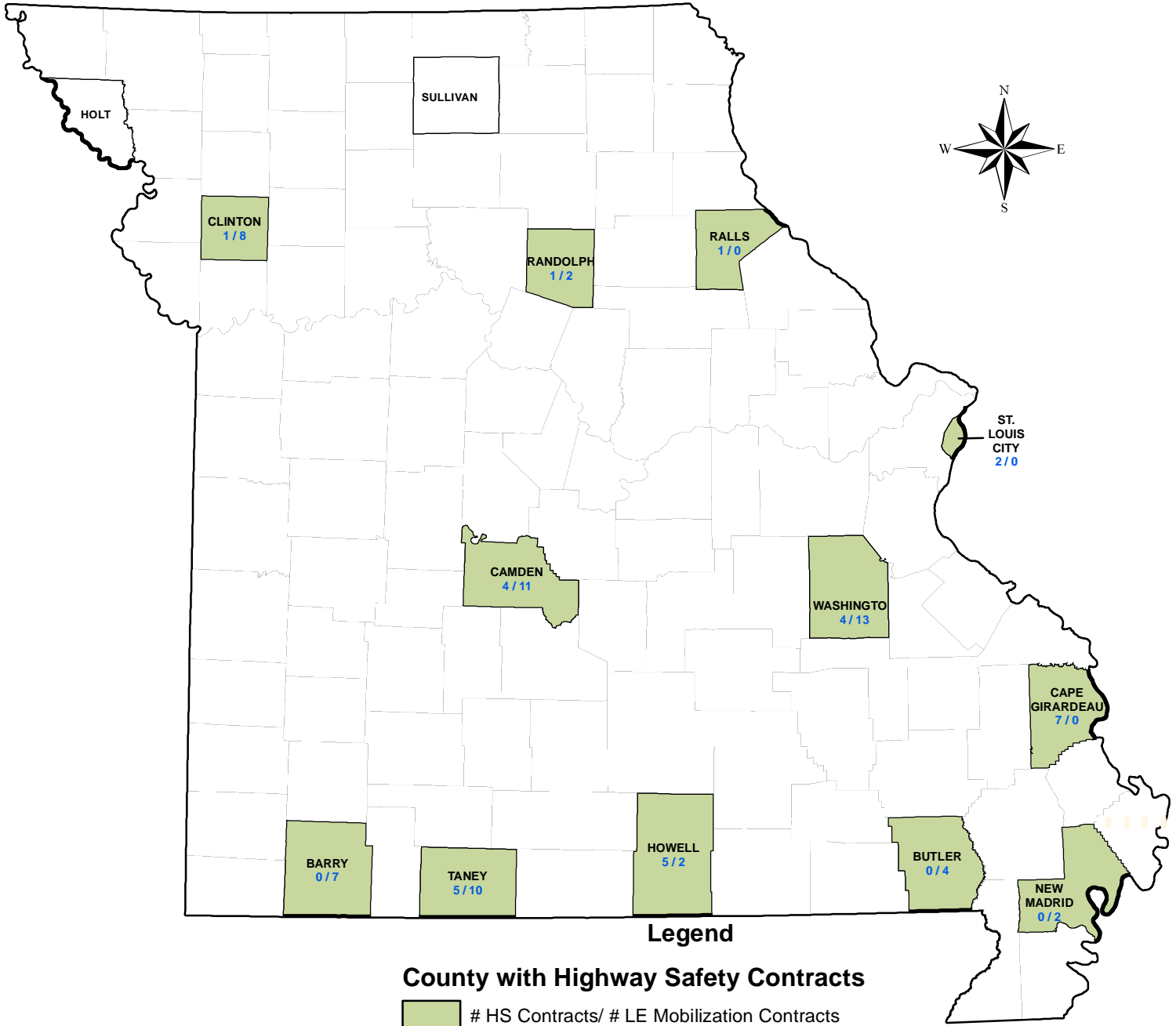
2021 RESULT: 88%

**Missouri plans to continue the Buckle Up, Phone Down Program as well as prioritize nighttime seat belt enforcement in the FY22 & FY23 HSPs.*



Highway Safety Grant Project Distribution 2021

The Highway Safety and Traffic Division provides grant funding to external partners and law enforcement agencies to enhance the efforts of reducing fatalities and serious injuries on Missouri's roadways. This map represents the number of grant contracts per county awarded through the Highway Safety and Traffic Division and law enforcement mobilization campaigns.



PROGRAM GOALS, RESULTS & ACTIVITIES

This section outlines the programs, program goals as outlined in the Highway Safety Plan, results and activities for each highway safety program area. This is simply a summary of each area; additional activities may have been implemented across the state.

Evidence-Based Enforcement Program Activities

The Office of Highway Safety has three law enforcement (LE) program managers that cover specific regions of the state. These managers are responsible for the statewide coordination of the state, county, and local law enforcement projects. The evidence-based traffic safety enforcement program is focused on preventing traffic violations, crashes, and incidents. It involves an array of enforcement activities throughout the fiscal year including:

- Mobilizations - The LE program managers aggressively seek participation in quarterly impaired driving and occupant protection mobilizations, as well as, the NHTSA required Drive Sober or Get Pulled Over and the Click It or Ticket mobilization. Additional mobilizations are coordinated by the Office for Youth Alcohol, Teen Seatbelt and Child Passenger Safety. Mobilization results can be viewed in the respective program sections.

- Communication - A communication plan is developed with each LE mobilization. These plans vary depending on available funding but typically include press releases, paid media, social media and earned media.

- DWI/Traffic Units – A key enforcement technique used is to team with a city or county law enforcement agency to financially support DWI/Traffic Units. Missouri currently has 12 units:

- o Joplin Police Department
- o Greene County Sheriff's Office
- o Boone County Sheriff's Office
- o Columbia Police Department
- o Jackson County Sheriff's Office
- o Jefferson County Sheriff's Office
- o Franklin County Sheriff's Office
- o Cass County Sheriff's Office

- o St. Louis County Police Department
- o Platte County Sheriff's Office
- o Kansas City Police Department
- o Creve Coeur Police Department

- Law Enforcement Task Forces/Councils – Multiple city/county agencies meet on a regular basis to plan and coordinate key enforcement activities. With the shortage of personnel to conduct enforcement initiatives in many agencies, the task force concept provides the opportunity to pool resources to conduct manpower intensive activities such as corridor projects. Missouri currently has 6 multi-jurisdictional task forces:

- o Southwest DWI Task Force
(7 Agencies)
- o Jackson County Traffic Safety Task Force
(11 Agencies)
- o Kansas City Operation Impact
(42 Agencies)
- o Northland DWI Task Force
(13 Agencies)
- o Central Ozarks Regional DWI Task Force
(14 Agencies)
- o Law Enforcement Traffic Safety Advisory
Council (19 Agencies)



- Sobriety Checkpoints – In the past, Missouri law enforcement agencies averaged nearly 600 sobriety checkpoints each year through mobilizations and law enforcement grant contracts. In May 2017, the Missouri House of Representatives added a provision to Missouri HB4 (which gives spending authority to the Missouri Department of Transportation) limiting the spending authority of the OHS on sobriety checkpoints to \$1.00. This became effective July 1, 2017 and has been continued in subsequent legislative sessions.
- Continuous follow-up and Adjustment – Program management staff reviews the results of various LE initiatives/ mobilizations and share these results with city/county LE agencies on a regular basis.

FY 2021 Enforcement Statistics

October 1, 2020 through September 30, 2021

ARRESTS

| DWI | TOO CLOSE | STOP SIGN | SIGNAL | YIELD | CI DRIVING | SPEEDING | OTHER HMV | DUI DRUG ARRESTS | TOTAL HMV |
|-------|-----------|-----------|--------|-------|------------|----------|-----------|------------------|-----------|
| 4,722 | 426 | 2,185 | 1,398 | 678 | 1,010 | 62,859 | 5,535 | 370 | 79,283 |

| SEATBELT | CHILD RESTRAINT | SUS/REV | UNINSURED | OTHER NON-HMV | TOTAL NON-HMV | TOTAL VIOLATIONS |
|----------|-----------------|---------|-----------|---------------|---------------|------------------|
| 16,256 | 473 | 5,352 | 13,801 | 17,263 | 53,518 | 136,401 |

| SOBRIETY CHCKPNTS | BAC Given | BAC Refused | SFST/DRE | MIP | OPEN CONT. | ZERO TOL. | FAKE ID | OTHER LIQUOR |
|-------------------|-----------|-------------|----------|-----|------------|-----------|---------|--------------|
| 0 | 2,736 | 1,165 | 6,133 | 701 | 126 | 31 | 111 | 205 |

| FELONY ARREST | DRUG ARREST | STOLEN VEHICLES | FUGITIVES APP |
|---------------|-------------|-----------------|---------------|
| 1,571 | 2,211 | 109 | 2,467 |

WARNINGS

| TOO CLOSE | STOP SIGN | SIGNAL | YIELD | CI DRIVING | SPEEDING | OTHER HMV | TOTAL HMV |
|-----------|-----------|--------|-------|------------|----------|-----------|-----------|
| 576 | 3,459 | 1,852 | 2,122 | 742 | 39,605 | 30,561 | 77,184 |

| SEATBELT | CHILD RESTRAINT | SUS/REV | UNINSURED | OTHER NON-HMV | TOTAL NON-HMV | TOTAL WARNINGS |
|----------|-----------------|---------|-----------|---------------|---------------|----------------|
| 2,506 | 57 | 203 | 906 | 32,192 | 39,248 | 116,432 |

| MIP | OPEN CONT. | ZERO TOL. | FAKE ID | OTHER LIQUOR |
|-----|------------|-----------|---------|--------------|
| 245 | 329 | 3 | 236 | 77 |

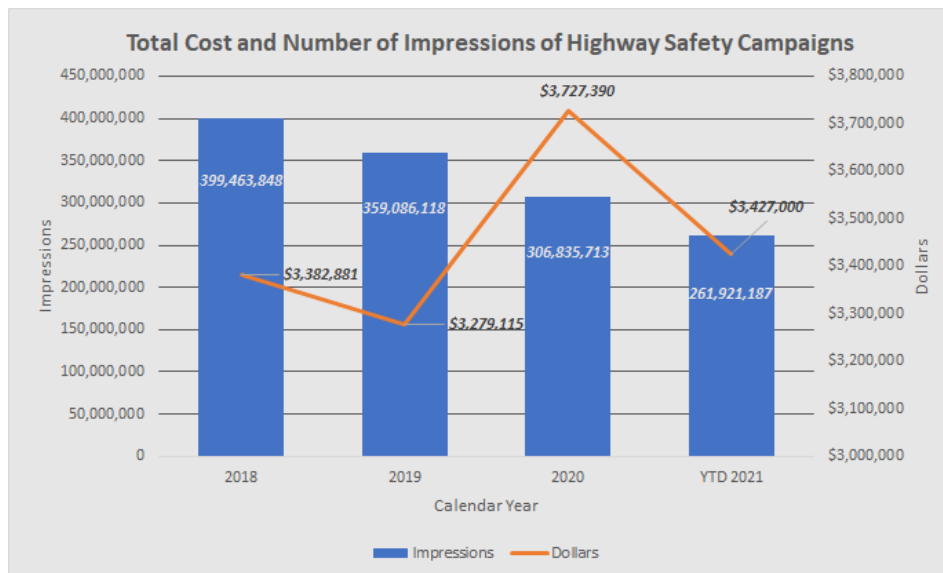
| TRAFFIC STOPS | HOURS WORKED |
|---------------|--------------|
| 205,295 | 138,438 |

Public Information & Education

Highly visible, catchy media campaigns coupled with strong enforcement efforts continue to prove to be the most effective means to heighten awareness, but also to encourage positive behavioral changes. The campaigns are perpetuated through traditional media venues (TV, radio, print, outdoor, digital) as well as through social media through mainstream platforms such as Facebook, Twitter, Instagram, SnapChat, Pinterest and Vine. Various online quiz components help to educate the public. Dynamic Message Boards statewide help promote campaign awareness by alerting the traveling public to enforcement efforts.

Consistency in messaging began in 2017 with targeted taglines for both occupant protection and impaired driving. All occupant protection campaigns used the tagline “Give Yourself a Chance. Buckle Up Every Trip. Every Time.” Impaired driving campaigns used the tagline “Impaired Driving Affects Lives.” All campaigns were also tagged with appropriate logos.

Challenges associated with COVID-19 moved several planned paid media ads to adapt to the changes in how our audience received their messaging. For example, various in-bar and in-stadium ads for impaired driving were changed to online digital ads and pump top videos. This allowed for continuation of our messaging even though various outlets were closed. We will not know the impact of these changes until we have more data on impressions in coming years. However, it appears that these changes had minimal effects on impressions and in some areas may have improved them.



| CAMPAIGN NAME | MONTH/YEAR | MEDIA BUYS | IMPRESSIONS |
|--------------------------|------------|------------|-------------|
| Buckle Up Phone Down | 2021 | \$130,000 | 3,065,889 |
| Alliance Sport Marketing | 2021 | \$130,000 | TBD |
| Super Bowl | Feb-21 | \$250,000 | 3,456,012 |
| March Impaired | Mar-21 | \$200,000 | 8,573,337 |
| Teen Seat Belt | Mar-21 | \$50,000 | 8,128,036 |
| Show Me Zero | Apr-21 | \$64,000 | 10,476,279 |
| 420 Awareness | Apr-21 | \$200,000 | 111,649,308 |
| Work Zone Awareness | Apr-21 | \$50,000 | 10,254,434 |

| | | | |
|--|---------------------------------|--------------------|--------------------|
| Slow Moving Vehicles (Farm) Awareness | April-May - 21 Sept-Oct - 21 | \$38,000 | 2,407,310 |
| Youth Alcohol | May-21 | \$200,000 | 16,505,252 |
| Motorcycle Awareness (Motorists and Rider) | May-Sept - 21 | \$220,000 | 15,506,147 |
| Click it or Ticket | May-June - 21 | \$350,000 | 20,688,167 |
| Pedestrian Awareness | Jun-21 | \$100,000 | 7,729,696 |
| July Impaired | Jul-21 | \$200,000 | 15,106,783 |
| CMV Awareness | Aug-21 Nov-21 | \$350,000 | 19,315,752 |
| Drive Sober or Get Pulled Over | Aug-Sept - 21 | \$450,000 | 28,248,042 |
| Child Passenger Safety | Sep-21 | \$100,000 | 5,819,297 |
| Speed Awareness | Oct-21 | \$150,000 | 8,899,821 |
| TIM/Crash Responder Safety | Nov-21 | \$25,000 | 1,459,566 |
| Holiday Impaired | Dec-21 | \$250,000 | TBD |
| Aging Road User | Dec-21 | \$50,000 | TBD |
| TOTAL | | \$3,427,000 | 261,921,187 |

Total Impression numbers will change with late reporting.

The goals of the paid media campaigns are to alert the public of enforcement efforts, educate the public on Missouri law, and decrease the serious injury and fatality crashes on Missouri's roadways.

Traffic safety materials distributed through on-line ordering system in FY2021= 112,866

Continued research and tracking of the campaign performance allows us to reach an optimum audience at a minimal cost per impression. Media campaigns this fiscal year focused on the following program areas:

- **Occupant Protection** – “Give Yourself A Chance. *Buckle Up Every Trip. Every Time.* (Click It or Ticket-Teen Seat Belt and Child Passenger Safety - “*Car Seats Save Lives*”
- **Work Zone Awareness** – “*Work Zone Safety is in Your Hands, Buckle Up Phone Down*”
- **Operation Safe Driver and Commercial Motor Vehicle** – “*Respect the Load. Share the Road.*”
- **Impaired Driving** – “*If You Feel Different You Drive Different*” to correlate alcohol and drugged driving. (Super Bowl, March Impaired, July Impaired, DSOGPO, Holiday Impaired.) – Youth Alcohol – “*21 Means 21*”
- **Motorcycle Safety Awareness** – “*Watch for Motorcycles*”
- **Slow Moving Farm Safety** – “*Don't Risk It*”
- **Pedestrian Awareness** – “*Don't Miss What Matters*”
- **Speed Awareness** – “*Change Your Speed. Change the Ending*”
- **Aging Road Users** – “*Safety in Every Mile of Life*”
- **TIM Week** – “*Move Over for the Ones Who Keep Us Safe*”

All campaigns continued the use video captioning in the 30 second PSA's. Captioning aids to the hearing impaired and is found to have more total views, perhaps because that it can be viewed in its entirety with no sound.

Work continues in the production of Spanish voice over of all video and radio media and producing all print and digital text materials in Spanish to reach the Hispanic population of Missouri. Targeted advertising will specifically reach this audience with highway safety messaging in Spanish.



Aggressive Drivers

Aggressive-driver related crashes are defined within Missouri's Blueprint: A Partnership Toward Zero Deaths as, "crashes that involved a driver who committed one or more of the following violations that contributed to the cause of a traffic crash: speed exceeded limit; too fast for conditions; following too close, improper passing, or improper lane usage/change".

The causes of aggressive driving are complex. However, three factors in particular are linked to aggressive driving: 1) lack of responsible driving behavior; 2) insufficient levels of traffic enforcement; and 3) increased congestion and travel in our urban areas.

GOAL #1:

Based on the annual average increase of 4.14 percent in aggressive driving related fatalities from 2014 to 2018, Missouri is projecting a five-year average of 483.8 aggressive driving related fatalities by December 31, 2021.

2020 GOAL: 490.6

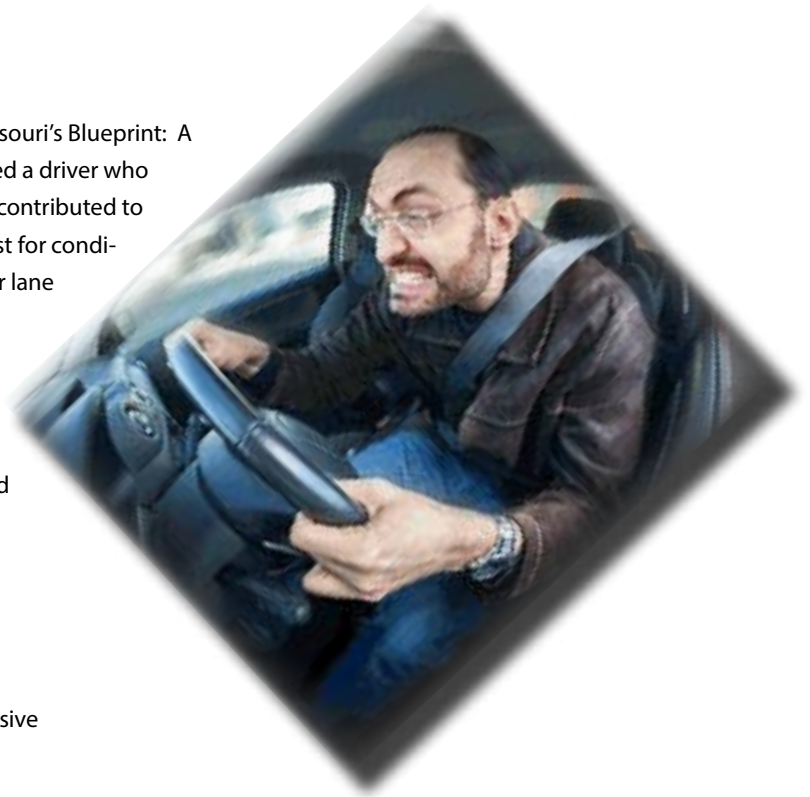
2020 RESULT: 493.8 (STARS 5 Year Average)

GOAL #2:

Based on an annual average increase of 7.49 percent in speed related fatalities from 2014 to 2018, Missouri is projecting a five-year average of 343.7 speed related fatalities by December 31, 2021.

2020 GOAL: 350.0

2020 RESULT: 358.2 (FARS 5 Year Average)



The Office of Highway Safety focuses on aggressive driving by issuing Hazardous Moving Violation (HMV) contracts to law enforcement agencies across the state. In FY 2021, the Office issued 132 HMV law enforcement contracts resulting in 53,401 HMV violation citations and 43,897 HMV violation warnings. Efforts in this area continue to be funded and encouraged. Some of the projects used to reduce the number of aggressive driving crashes are targeted corridor projects and Selective Traffic Enforcement Programs (STEPS) conducted by law enforcement agencies. Speed monitoring devices and changeable message signs are also used across the state to keep motorists aware of dangerous situations and actions. News releases and the media are coupled with the enforcement efforts to reach the public and educate on the dangers of aggressive driving.

Alcohol & Other Drugs

Twenty-two percent of all Missouri motor vehicle traffic deaths in 2020 involved one or more substance-impaired driver or motorcycle operator. There were 222 fatalities and 715 serious injuries in 2020 involving at least one substance-impaired driver. That equates to one substance-impaired driving fatality every 1 ½ days and one substance-impaired driving serious injury every ½ day.

Youth make up a significant portion of alcohol impaired drivers causing traffic crashes, even though possessing and consuming alcohol before the age of 21 is illegal.

GOAL #1:

Based on an annual average increase of 3.41 percent in alcohol-impaired driving involved fatalities from 2014 to 2018, Missouri is projecting a five-year average of 251.5 alcohol-impaired driving involved fatalities by December 31, 2021.

2020 GOAL: 255.1

2020 RESULT: 257.6 (FARS 5 Year Average)

GOAL #2:

Decrease fatalities involving alcohol-impaired drivers under the age of 21 years by 8.00 percent annually from the 2014-2018 calendar base year average to 10.7 by December 31, 2021.

2020 GOAL: 8.4

2020 RESULT: 10.6 (STARS 5 Year Average)

Projects funded by the Office of Highway Safety in the alcohol and other drugs program area include a wide focus area. The law enforcement DWI traffic units and DWI task forces detailed in the Traffic Safety Enforcement Program section are a great deterrent for impaired drivers. Programs focused on young impaired drivers are included in the Young Driver Section.

Traffic Safety Resource Prosecutor Program

While COVID-19 caused restrictions on travel and attendance at meetings or conference, this project was able to move some of their classes to a virtual platform, which allowed their numbers for attendees to remain up. This project provides for a traffic safety resource prosecutor (TSRP) to focus on traffic safety issues, particularly impaired driving, and serve as a resource to other prosecutors and law enforcement officers. This position is shared between two attorneys, the Deputy Director of the Missouri Office of Prosecution Services and a special prosecutor in the office. Page 22

The TSRP Program conducted 68 training programs which were attended by a combined total of 2,095 people. When considering all of the funded programs, other training conducted, and other training opportunities provided, the TSRP Program reached a minimum of 318 Missouri prosecutors, 1,736 Missouri law enforcement officers, and 41 other Missouri traffic safety advocates. Six editions of the Traffic Safety Newsletter were sent out in November 2020 and in January, March, May, July and September 2021. Approximately 209 requests for technical assistance were received from prosecuting attorney's offices and law enforcement agencies around the state. In addition, as part of the TSRP program, numerous cases were reviewed with prosecutors to discuss appropriate charges and strategy and the TSRP served as special prosecutor in eleven cases.

DWI (Impaired) State-Wide Mobilizations

The five Impaired Driving enforcement mobilizations conducted were:

- December 18, 2020 - January 1, 2021 (Holiday DWI Enforcement Campaign)
- March 13 - 20, 2021 (St. Patrick's Day DWI Enforcement Campaign)
- April 30 - May 9, 2021 (Youth Alcohol Enforcement Campaign)
- July 1 - 5, 2021 (Independence Day DWI Enforcement Campaign)
- August 20 - September 6, 2021 (Drive Sober or Get Pulled Over DWI Enforcement Campaign)



Out of the five statewide mobilizations, there were on average 111 agencies involved in each mobilization that reported enforcement statistics and 15,533 total man hours worked.

Highlights from the five (5) mobilizations are as follows:

- 38 Alcohol Compliance Checks
- 74 MIP (Minor In Possession)
- 36 Open Container violations
- 815 DWI/DUI Arrests
- 29,627 Traffic Stops
- 20,665 Total Violations

Missouri Legislation

In May 2017, the Missouri House of Representatives added a provision to Missouri HB4 (which gives spending authority to the Missouri Department of Transportation) limiting the spending authority of the OHS on sobriety checkpoints to \$1.00. This became effective July 1, 2017 and has been continued in subsequent legislative sessions.

Also, in December 2018, Amendment 2 became effective, which allows for the cultivation, sale and use of marijuana for medical purposes. Amendment 2, permits state-licensed physicians to recommend marijuana for medical purposes to patients with serious illnesses and medical conditions. Nothing in this amendment permits a person to operate or be in actual physical control of a motor vehicle while under the influence of marijuana or to consume marijuana for medical use in a public place.

In August 2020 Missouri House Bill 1963 became effective regarding the motorcycle helmet law, which states the following: *“Every person under twenty-six years of age who is operating or riding as a passenger on any motorcycle or motor-tricycle, as defined in section 301.010, upon any highway of this state shall wear protective headgear at all times the vehicle is in motion; except that, any person twenty-six years of age or older operating any motorcycle or motor-tricycle who has been issued an instruction permit shall wear protective headgear at all times the vehicle is in motion. The protective headgear shall meet reasonable standards and specifications established by the director. No political subdivision of this state shall impose a protective headgear requirement on the operator or passenger of a motorcycle or motor-tricycle. No person shall be stopped, inspected, or detained solely to determine compliance.”*

Breath Alcohol Instrument Placement Program and Technical Assistance

Due to COVID-19 there were travel restrictions on trainings and classes, which caused issues with maintaining full classes for trainings under this contract. The Missouri Safety Center (MSC) provides breath alcohol instrument placement, maintenance and service across the State. In addition, MSC provides

technical training to law enforcement officers and others in the criminal justice system in the area of breath alcohol testing, standardized field sobriety testing, drug evaluation and classification, and breath alcohol ignition interlock. Calls for service, repairs or calibrations of breath instruments were provided to local law enforcement agencies. The Center provided 23 new breath alcohol testing instruments and 159 preliminary breath test units (PBTs) to law enforcement agencies and trained 425 officers on breath alcohol instruments and trained 222 officers in SFST Training. The staff conducted calibration checks and verified proper operation on 116 simulators and replaced 11 simulators. The Safety Center staff responded to 929 calls regarding ignition interlock for an average of 77 install calls per month. Twenty-four new Drug Recognition Officers (DRE) were trained, 7 DRE instructors, and 65 DREs were re-certified during the fiscal year. The center also provided prosecution guidance and advice as requested and complied with numerous subpoenas for court appearances.

Drug Recognition Expert System

The Missouri Department of Transportation contracted with the REJIS Commission to create an automated system to facilitate data collection, data sharing, tracking of certification, and overall administration of the Drug Recognition Expert (DRE) program. The State Coordinator works with a group of technical experts across the state to administer the DRE program. This system allows for automatic transmission of drug evaluations to the regional coordinator, state coordinator and the federal database. The system also allows for email notification of DREs, regional coordinators and the state coordinator.

DRE Candidates are trained on the new system as part of their DRE training, conducting their field certifications using the system. The program is proving to be a great administrative tool and will add to the state’s ability to track drug involvement in traffic stops. While the system has been up and running since March 1, 2016, and has received excellent feedback from DREs in the field, we continue to make enhancements to the system as needed. During FY21, we made significant changes to the database, at the request of NHTSA; however, some of those changes could not be implemented as NHTSA changed their processes thus making the modifications obsolete.

2021 - (Data from Missouri DRE System):

Please note that there are fewer DRE evaluations due to the COVID-19 pandemic and restrictions on contact to law enforcement during this time.

827 Total Evaluations

339 Training Evaluations

486 Enforcement Evaluations



Occupant Protection

Traffic crashes are one of the leading causes of death in the United States. It is well recognized that one of the best means of defense in a crash is to be protected by a safety belt or a child safety seat. Increasing safety belt and child safety seat use has tremendous potential for saving lives, preventing injuries, and reducing the economic costs associated with traffic crashes. Safety belt use dramatically reduces a person's chance of being killed or seriously injured in a traffic crash. Of the drivers involved in 2018-2020 crashes, 1 in 2 was injured when they failed to wear their safety belt, however, when they were wearing a safety belt, their chances of being injured in the crash were 1 in 7. When examining driver deaths, the differences are much more significant. Drivers had a 1 in 27 chance of being killed if they were not wearing a safety belt; but that chance dropped dramatically to only 1 in 1,256 if the driver was wearing a safety belt.

GOAL #1:

Increase statewide observed seat belt use of front seat outboard occupants in passenger vehicles 1 percentage point annually from the 2019 calendar base year rate of 88% to 90% by December 31, 2021.

2020 GOAL: 89%

2020 RESULT: 86%

2021 RESULT: 88%

GOAL #2:

Based on an annual average increase of 4.29 percent in unrestrained passenger vehicle occupant fatalities from 2014 to 2018, Missouri is projecting a five-year average of 399.3 unrestrained passenger vehicle occupant fatalities by December 31, 2021.

2020 GOAL: 390.2

2020 RESULT: 381.6 (FARS 5 Year Average)

GOAL #3:

Increase teen safety belt usage by 1% annually from 75.5 percent in 2020 to 77.5 percent in 2022.

2020 GOAL: 75%

2020 RESULT: 75.5%

The Click it or Ticket enforcement was conducted May 24 - June 6, 2021. This campaign involved 109 law enforcement agencies with a total of 2,308 hours of work completed. This campaign also included a media campaign outlined in the Public Information & Education section.



The 2021 Statewide Safety Belt Survey was conducted as scheduled between June 7 and June 20th, 2021. There were 129,114 vehicle occupants observed with a statewide seat belt use rate on Missouri roadways of 88.0%.

Law enforcement mobilizations also help law enforcement obtain offenders of other dangerous crimes. Some results from the 3 enforcement activities are as follows:

- 726 DWI Alcohol/Drug arrests
- 5,054 Seat Belt citations
- 56 Child Restraint Violations
- 168 Felony Arrests
- 169 Fugitive Arrests

The OHS coordinated three mobilizations in the area of Occupant Protection during FY2021. The Click It or Ticket It Campaign, Youth Seat Belt Campaign and the CPS focused enforcement campaign.

Occupant Protection

Child Passenger Safety

Attention is also given to the youngest passengers through the Child Passenger Safety Program. The FY2021 program focused on the use of booster seats until the child met the height and weight requirements required by law, even if the child is 8 years old. Ensuring a proper seat belt fit is vital to surviving a car crash with minimal injuries.

The State of Missouri has 937 Certified Child Passenger Safety Technicians, 31 Child Passenger Safety Instructors and over 180 Inspection Stations with at least one Certified Technician. Child passenger safety seats were provided to low income families through the inspection stations across the state. The HSO distributed 2,100 seats total, 1,291 convertible seats and 809 high back boosters.



The CPS enforcement campaign continued again this year with the media message focusing on booster seats. During the campaign, 93 law enforcement agencies contracted with the HSO. A total of 1,431 hours of enforcement resulted in 2,790 traffic stops, including 405 safety belt citations and 34 child restraint citations written.

2021 Missouri occupant restraint usage rates:

- Statewide 88.0%
- Teens 75.5% (2020)
- Child Passenger Safety 94% (2017) *The next CPS survey will be conducted in FY21*

Distracted Drivers

Distracted driving is a voluntary diversion of the driver's attention from activities critical to safe driving. There are four types of driver distraction; visual, auditory, manual, and cognitive. There is a growing body of evidence which suggests driver distractions, both inside the vehicle and the road environment, becoming increasingly large contributors to road trauma. It is estimated that drivers engage in a secondary task between one-quarter and one-half of the time they drive.

GOAL #1:

Based on an annual average increase of 5.90 percent in distracted driving involved fatalities from 2014 to 2018, Missouri is projecting a five-year average of 78.0 distracted driving involved fatalities by December 31, 2021.

2020 GOAL: 82.0

2020 RESULT: 81.6 (STARS 5 Year Average)

GOAL #2:

Decrease distracted driving serious injuries by 4.22 percent annually, resulting in a five-year average goal of 526.0 by December 31, 2021.

2020 GOAL: 571.5

2020 RESULT: 557.6 (STARS 5 Year Average)

The OHS encourages law enforcement to find innovative ways to address the distracted driving issue. Missouri currently has a no-texting law for individuals 21 years old and under, however, it is very difficult to enforce. Statistics show us that it is not only this younger population engaging in texting while driving, it includes all age groups and to compound the issue, texting is only one of many distractions that are encountered while driving.

Presentations and educational materials continue to be implemented at schools, businesses and community organizations statewide.

Legislative bills have been proposed each of the last several years to strengthen the distracted driving law, unfortunately the bills have not yet passed. Similar bills have been pre-filed for the upcoming 2022 legislative session.



Young Drivers

Young drivers are categorized as those ages 15 through 20 years. These young drivers are substantially over-involved in Missouri traffic crashes. In 2020, 12% of all fatal crashes involved a young driver of a motor vehicle; this is particularly significant since young drivers comprised only 8% of the licensed driver population in Missouri.

The top 5 contributing circumstances attributable to young drivers of motor vehicles involved in 2018-2020 fatal and serious injury crashes were:

1. Driving Too Fast for Conditions
2. Failed to Yield
3. Improper Lane Usage / Change
4. Distracted / Inattentive
5. Speed Exceeded Limit



GOAL #1:

Based on an annual average increase of .41 percent in drivers age 20 or younger involved in fatal crashes from 2014 to 2018, Missouri is projecting a five-year average of 112.1 driver age 20 or younger involved in fatal crashes by December 31, 2021.

2020 GOAL: 108.9

2020 RESULT: 114.8 (FARS 5 Year Average)

GOAL #2:

Decrease drivers age 20 or younger involved in serious injury crashes by 0.38 percent annually, resulting in a five-year average goal of 685.5 by December 31, 2021.

2020 GOAL: 742.5

2020 RESULT: 729.0 (STARS 5 Year Average)

Young driver programs focusing on seat belt use, underage drinking and distracted driving continue to be supported. Each of the following programs reached hundreds of teens, who in turn, spread the message to other teens.



ThinkFirst MO

An award-winning school assembly program for teens. High-impact injury prevention presentations are made to Missouri schools free of charge by personal testimony from people who have sustained a brain or spinal cord injury, usually due to a motor vehicle crash. A total of 13,471 Missouri students received traffic safety education from the ThinkFirst traffic safety assembly program (Columbia and Kansas City Region) delivered via 161 presentations. A total of 780 Missourians received traffic safety education from the ThinkFirst Corporate/Community Traffic Safety Program and delivered via 9 presentations. In addition, ThinkFirst Missouri delivered 12 Traffic Offender Program classes reaching 265 high-risk Missouri drivers.

ThinkFirst MO also coordinates the First Impact program. First Impact is a traffic safety parent program targeted to parents and/or guardians of teen drivers in the pre-permit, permit or intermediate stage of licensure. The goal of First Impact is to increase parental awareness and enforcement of Missouri's graduated driver license law. During this fiscal year, a total of 51 First Impact presentations were delivered, reaching 527 parents & teens.

SMART/CHEERS

The University of Missouri houses two programs aimed at alcohol use on college campuses. The SMART program is a web-based program that educates bar and restaurant owners on the sale of alcohol to minors and how to avoid over serving those already intoxicated. During the fiscal year there were 8,935 total users of SMART and 2 SMART live trainings were completed.

CHEERS to the Designated Driver is a program for bars and restaurants to celebrate the designated driver by serving them free non-alcoholic drinks. During the fiscal year, 1 new CHEERS establishments was added to the program, totaling to 288 establishments utilizing the CHEERS program.

TyREDD

TyREDD, (Tyler Raising Education for Drowsy Driving), is an organization that was founded in 2011 after the Warne family lost their oldest son Tyler in a drowsy driving crash. Tyler's mother Kerrie, the founder of TyREDD, has partnered with the COO for Clayton Sleep Institute, Matthew Uhles, and together they have developed a presentation that educates high school teens, businesses, organizations and parents. In this fiscal year, Kerrie and Matt delivered 52 drowsy driving presentations.

Young driver materials were assessed to determine the best and most cost-effective way to reach the largest number of parents and teens, and are distributed to the public through an online ordering system at:

<https://www6.modot.mo.gov/OrderSystem/pub/displayOrder.do>.

The Graduated Driver License Law information continues to be included in campaign and web materials to educate teens and adults on the importance of and purpose for the law. This information is also included in the RoadWise Guide: Parent/Teen Safe Driving Guide. Over 20,000 guides were distributed during the fiscal year to teen, parents and teachers to support new drivers.

Two law enforcement campaigns were again supported, youth seat belt and underage drinking. Participation from 94 law enforcement agencies during the youth seat belt campaign resulted in 2,233 seat belt citations issued. In addition, 112 agencies participated in the youth alcohol campaign resulting in 37 minor in possession citations, and 87 driving while impaired arrests.

Both campaigns are promoted through paid, earned and social media outlets. The youth seat belt message "Make the Difference" was the theme of this year's campaign featuring teens making the difference to buckle up to show up.

The youth alcohol message, "If you feel different you drive different", focused on how much there is to lose by making a poor choice to drive impaired.



TRACTION

Teens Taking Action to Prevent Traffic Crashes, is a youth traffic safety leadership training program designed to empower youth to take an active role in promoting safe driving habits. High school students and advisors are invited to attend one training program as a school team. As a team they will not only receive educational training on highway safety topics but will also develop individualized team action-plans to be implemented within their own schools upon their return. During this fiscal year two TRACTION trainings were held reaching 172 people from 16 high schools throughout the state.

B.R.A.K.E.S

B.R.A.K.E.S, Be Responsible and Keep Everyone Safe, is a hands-on defensive driving program designed to prevent injuries and save lives by training and educating teenage drivers and their parents about the importance of safe and responsible driving. B.R.A.K.E.S consists of a one hour classroom session followed by five hands-on driving exercises (Car control and skid avoidance, panic stop exercise, distraction exercise, crash avoidance and off road recovery). B.R.A.K.E.S completed two teen driving schools reaching 340 teens and 324 parents.

Youth Impaired Law Enforcement Training Sessions

Each year the Highway Safety Office sponsors three, 6-hour post certified youth impaired law enforcement trainings across the state. The trainings consist of three workshops focused on law enforcement's role in reducing youth impairment and the crashes that follow. Approximately 50 officers were trained during this fiscal year.





To Talk About Driving Retirement

A Missouri Guide

Older Drivers

Our population is aging and older adult drivers are increasing their exposure (miles driven/year) on the highways. According to the U.S. Census Bureau, Missouri ranked 19th nationally in 2020 with 17% of the population age 65 or older. By the year 2030 it is estimated that over 20% of the population in Missouri will be age 65 or older. That means approximately one in five people will be 65 or older.

Being able to go where we want and when we want is important to our quality of life. Personal mobility is often inextricably linked to the ability to drive a car. However, as we age our ability to drive a motor vehicle may be compromised by changes in vision, attention, perception, memory, decision-making, reaction time and aspects of physical fitness and performance.

GOAL #1:

Based on an annual average increase of 4.94 percent in older driver involved fatalities from 2014 to 2018, Missouri is projecting a five-year average of 214.9 older driver involved fatalities by December 31, 2021.

2020 GOAL: 203.1

2020 RESULT: 187.6 (STARS 5 Year Average)

GOAL #2:

Based on an annual average increase of 2.34 percent in older driver involved serious injuries from 2014 to 2018, Missouri is projecting a five-year average of 828.2 older driver involved serious injuries by December 31, 2021.

2020 GOAL: 784.2

2020 RESULT: 739.4 (STARS 5 Year Average)

The OHS continues to work with safety partners and universities to produce and implement countermeasures that reduce crashes involving older drivers. Some of these measures will enable older drivers to check their own driving abilities, assist local driver license offices in recognizing medically unfit drivers and develop a package of office-based screening tools to be used by healthcare providers. In addition, 12 presentations were offered at senior/retirement centers throughout the state. Also, 595 informational packets were distributed statewide to individuals and/or caregivers regarding Older Driver Safety.

The paid media campaign for Aging Road Users was held December 7 -11 with new creative and a tagline of "Safety in Every Mile of Life". For this audience aged 65+, preliminary numbers indicate that impressions were high, and the campaign performed well.



Commercial Motor Vehicles

Large trucks and buses (commercial motor vehicles or CMVs) have blind spots, identified as No Zones, around the front, back and sides of the vehicle. The blind spots make it difficult for the driver to see. It is critically important that other drivers stay out of the No Zone of a commercial motor vehicle. Since CMVs are large transport devices that are much heavier than passenger vehicles, they have longer stopping distances and cause greater amounts of personal injury and severity to the occupants of vehicles in crashes. When analyzing the types of persons killed or injured in CMV crashes, the majority were not the occupants of the commercial motor vehicle.

The Highway Safety and Traffic Division administers the Motor Carrier Safety Assistance Program (MCSAP), awarded to Missouri by the Federal Motor Carrier Safety Administration (FMCSA). FMCSA's mission is to reduce crashes, injuries and fatalities involving large trucks and buses. Goals, benchmarks and strategies are outlined within the annual Commercial Vehicle Safety Plan (CVSP). Having the MCSAP grant housed in the OHS provides a unique opportunity for coordinating safety efforts between the FMCSA and NHTSA programs.

The following depicts the results of fiscal year 2020 MCSAP funding:

Missouri conducted a total of 62,258 driver/vehicle inspections on commercial motor vehicle. Missouri currently has a low number of passenger vehicle crashes. To ensure Missouri keeps that number low, the CMV inspectors conducted 471 passenger carrier inspections. Furthermore, MoDOT Motor Carrier Services conducted a total of 241 compliance investigations on CMV companies and 723 safety audits on CMV companies for the new entrant program.

The Missouri State Highway Patrol, Field Operations Bureau, conducted 14 CMV Drug Interdiction Operations working a total of 1,489.75 hours. The CMV Drug Interdiction Operations resulted in 1,244 vehicles stopped (807 CMVs and 437 non-CMV) with 711 CMV inspections. As a result, 62 drivers and 79 vehicles were placed out-of-service (OOS). In addition, 1,746 warnings were issued and the following arrests/citations were issued: 1 DWI, 20 Speeding, 15 Seat Belt, 73 CVE, 2 CVE Hazardous Moving, 1 Other HMT, 51 Non-Moving, 8 No Drivers License, 5 Uninsured Motorist, 21 Misdemeanor Drug, 7 Misdemeanor Warrant, 8 Felony Drug, and 4 Felony Warrant.

According to a survey conducted in 2016, Missouri's commercial motor vehicle safety belt use rate was 82.8%. A new survey was conducted in October 2021, and the results indicate a 4.9% increase to 87.7%. Missouri has taken a zero tolerance approach to safety belt enforcement on CMVs. Missouri's CMV enforcement officers issued 337 safety belt violations and MoDOT Motor Carrier Services issued 2,072 letters to motor carriers informing them of their driver's non-compliance with the safety belt law. During calendar year 2020, a total of 20 CMV drivers were killed in CMV crashes, of which 7 were unbelted.

Missouri's public education efforts on commercial motor vehicle safety included a statewide media campaign, which resulted in a preliminary total of 61,044,255 impressions. This indicates that the CMV message reached an engaged audience. In addition, Missouri provided 44 public education and awareness presentations across the state on a variety of traffic safety issues related to CMVs and non-CMV that operate around large trucks and buses, with an estimated 1,340 people in attendance.

*There is not a project list to insert for CMV.

Motorcycles

A responsible motorcyclist must think about the consequences of their riding behavior in traffic and accept personal responsibility for the results of their decisions and actions, as well as develop good skills and judgment. The motorcyclist must consider their personal margin of safety or margin for error – how much extra time and space they need given their skill level.

Likewise, the general motoring public must be aware of their surroundings while driving and share the road with motorcyclists. A significant number of motorcycle crashes involve another vehicle.

GOAL #1:

Based on an annual average increase of 4.84 percent in motorcyclist fatalities from 2014 to 2018, Missouri is projecting a five-year average of 122.3 motorcyclist fatalities by December 31, 2021.

2020 GOAL: 122.5

2020 RESULT: 121.6 (FARS 5 Year Average)

GOAL #2:

Based on an annual average increase of 14.29 percent in unhelmeted motorcyclist fatalities from 2014 to 2018, Missouri is projecting a five-year average of 15.9 unhelmeted motorcyclist fatalities by December 31, 2021.

2020 GOAL: 13.8

2020 RESULT: 16.6 (FARS 5 Year Average)

GOAL #3:

Based on an annual average increase of 10.63 percent in fatalities involving unlicensed/improperly licensed motorcycle operators from 2014 to 2018, Missouri is projecting a five-year average of 64.0 serious injuries involving unlicensed/improperly licensed motorcycle operators by December 31, 2021.

2020 GOAL: 54.8

2020 RESULT: 56.2 (STARS 5 Year Average)



The Motorcycle Safety Trust Fund is used for training motorcyclists and promotes public awareness of motorcyclists. From January 1, 2021 through December 31, 2021, the Missouri Motorcycle Safety Program (MMSP) has trained 4,121 beginning students and 69 non-beginning students. The MMSP and the Office of Highway Safety's goal is to promote awareness of motorcycles on the roadways, obtaining proper licensing and instructions and promoting proper riding gear but, most of all reducing motorcycle crashes and fatalities through the aforementioned process.

The funding received for the program was used for media targeting rider safety for males ages 45-60 and motorist awareness for all drivers. The motorcycle awareness media campaign starts in late April through May to early September and includes late summer holidays and special motorcycle events throughout the riding season.

Rider awareness is a year-round process starting at the dealerships throughout Missouri with dealer placement hang tags on motorcycles and displays, along with free motorcycle training courses at participating dealerships. Motorcycle safety pamphlets are also distributed to license offices and dealerships. In 2021, the OHS distributed approximately 8,400 "Watch for Motorcycles" yard signs, and 3,000 Motorcycle Safety brochures.

Crashes Involving School Buses

Although school buses provide one of the safest modes of transportation, there are still school bus related injuries and, unfortunately, some fatalities every year. Some of these are due to crashes with other vehicles while others are due to the school bus striking a pedestrian or bicyclist.



GOAL #1:

Based on an annual average increase of 5.00 percent in school bus/school bus signal involved fatalities from 2014 to 2018, Missouri is projecting a five-year average of 3.9 for school bus/school bus signal involved fatalities by December 31, 2021.

2020 GOAL: 4.6

2020 RESULT: 2.8 (STARS 5 Year Average)

GOAL #2:

Based on an annual average increase of 20.00 percent in school bus/school bus signal involved serious injuries from 2014 to 2018, Missouri is projecting a five-year average of 18.3 in school bus/school bus signal involved serious injuries by December 31, 2021.

2020 GOAL: 22.7

2020 RESULT: 18.0 (STARS 5 Year Average)

OHS staff continues to serve on the School Bus Safety Task Force and distributes materials to address safety in and around school buses and sharing the road with school buses.



Vulnerable Roadway Users

Many Missourians rely on non-motorized means of transportation such as walking and bicycling. Both of these modes have the ability to provide physical and health benefits, but they also have the potential for serious or fatal injuries in the event of a crash. Crashes involving pedestrians and bicyclists do not occur in extremely large numbers (1.0% and .32% of all crashes, respectively) but when a pedestrian or bicyclist is involved in a traffic crash, the potential for harm is much greater.

GOAL #1:

Based on an annual average increase of 9.23 percent in pedestrian fatalities from 2014 to 2018, Missouri is projecting a five-year average of 110.5 pedestrian fatalities by December 31, 2021.

2020 GOAL: 100.3

2020 RESULT: 104.8 (FARS 5 Year Average)

GOAL #2:

Decrease bicyclist fatalities by 12.00 percent annually, resulting in a five-year average for bicyclist fatality goal of 3.1 by December 31, 2021.

2020 GOAL: 5.9

2020 RESULT: 8.4 (FARS 5 Year Average)



Engineering Services and Data Collection

Engineering Services

Traffic engineering is a vital component of the traffic safety countermeasure picture. The techniques engineers use to design roads certainly affect the safety of motorists. Engineering approaches offer two basic types of countermeasures against drivers committing hazardous moving violations: highway design and traffic engineering. With highway design, the roads can be redesigned to add capacity or accommodate increased traffic. Highway design can also mitigate the injury consequences for motorists who come into contact with aggressive, impaired, or distracted drivers. Effective traffic engineering offers a way to accommodate increased traffic flow, or at least get it under control, without building new roads.



Consulting services were provided for traffic engineering projects around the state. Funding was focused on correcting operational problems on city and county streets, and highways.



A total of eight consultant projects were funded through the grant this fiscal year. Those consultant services were provided on projects located in the City of Clever, two for the City of Harrisonville, City of Salem, City of Carthage, City of Houston, City of St. James, and the City of Mexico.

The FY2021 Traffic Engineering Assistance Program (TEAP) projects, which utilized Highway Safety Funds, included corridor studies, intersection improvements, operational analysis, sign inventories, pedestrian/bike route analysis and parking studies.

The engineering safety projects MoDOT continues to implement relate to roadway departure and intersections. These improvements include installation of several hundred miles of rumble strips on improved shoulders, several thousand curve related signs (chevrons) and more intersection improvement projects like j-turns.



Data Collection

The TRCC plays a role in the creation, approval and evaluation of the data improvement projects. The TRCC consists of developing initial project proposals as well as discusses the proposals openly in the TRCC bi-monthly meetings. The TRCC, through discussion of the proposed projects, prioritize the projects and determine the funding sources, and also work with the custodial agencies to develop and maintain the data quality reporting function.

The Missouri Traffic Records System works towards a formal data quality program with performance indicators for each

of the six core system areas. Projects are selected based on recommendations from the most current assessments and their ability to meet six characteristics: timeliness, accuracy, integration, uniformity, accessibility and completeness.

In August of 2019, the Statewide Traffic Accident Records System (S.T.A.R.S) Committee and contracted consultant began the discussion of the MMUCC 5th Edition and changes to the Missouri Uniform Crash Report and STARS. Since the last crash report update in 2012, many fields are being discussed to be added, modified or deleted. The new crash report is projected to be deployed January 1, 2023.

Program Area Highlights

PUBLIC INFORMATION & EDUCATION

Early in 2017 MoDOT began Buckle Up Phone Down as a challenge geared toward businesses and individuals to take a pledge to buckle up every trip, every time and to put their phones down while driving. To date, nearly 600 businesses and nearly 14,000 individuals have accepted the challenge and taken the pledge.



Missouri has a “no texting” law for drivers age 21 years and under, and no primary seat belt law. Knowing that those two tasks alone can save thousands of lives per year, promotion began to encourage all motorists to Buckle Up Phone Down.

Organic promotion followed by paid advertisements and community support helped the campaign to kick off and excel. A web page was created for businesses and individuals to take the pledge. This page houses logos of the businesses that have made the choice to make their employees safer on Missouri’s roadways. The web page is located at <http://www2.modot.org/BuckleUpPhoneDown/>. A resource page is located at <https://savemolives.com/Buckle-Up-Phone-Down> to educate and inform motorists.

Since inception, Buckle Up Phone Down has earned several state and national awards. Cities and counties across the state opted to keep their citizens and visitors safe by passing a primary seat belt ordinance. Missouri Governor Mike Parson continues to proclaim a day in October each year as Buckle Up Phone Down Day in Missouri. Promotion continues both paid and organic to keep the message out there and make Missouri’s roadways safer.

Under the lead of MoDOT Director Patrick McKenna in his role as AASHTO president this past year, Buckle Up Phone Down took a prominent lead in his safety first initiative. Four other states are currently active in the BUPD movement and 12 others are expressing interest and/or using the logo. BUPD is becoming a national push for roadway safety.

IMPAIRED DRIVERS

The OHS, in conjunction with the Missouri State Highway Patrol, teamed up with neighboring states for a special 420 Impaired Driving Enforcement Campaign April 16-20, 2021. The campaign included the states of Nebraska, Kansas, Oklahoma, Iowa, Missouri and Arkansas to impact the ever-present problem of impaired drivers on major routes that connect these states. Targeted roadways for this campaign included Interstates 44, 70, 35, 55, and 270. In Missouri a total of 38 departments participated in the campaign, final numbers for the campaign were as follows:

- 293 Crashes
- 0 Fatalities
- 1,507 Traffic Citations
- 85 Seat Belt Citations
- 370 Speed Citations

- 36 DWI Arrests
- 0 Commercial Vehicle Citations
- 6 Drug Arrests
- 62 Felony Arrests



YOUNG DRIVERS

Unite Corporation - Arrive Alive Tour: Arrive Alive reduces traffic safety problems related to distracted and impaired driving through a state-of-the-art virtual reality simulator within high schools across the state. The simulator is installed on an actual vehicle and allows participants to experience, in a controlled environment, the potential consequences, legal and otherwise, of driving while distracted or impaired. Each event runs up to 6 hours and averages 20-25 students/hours in the driver's seat. For students not in the vehicle, high-definition monitors display a "passenger eye view" of the current simulation, as well as a high-impact awareness video featuring facts, statistics, and figures related to distracted and impaired driving. Each participant will then take the pledge to drive SAFE (Sober and Free of Electronics). This was Unite Corporation's first year in Missouri schools and 6 programs were completed successfully.



CHILD PASSENGER SAFETY

Smart Riders is an interactive, online program designed to educate elementary students and parents on ways to make our roads safer and prevent crashes. The program is comprised of chapters and each chapter explains a different aspect of roadway safety such as "booster and seat belt safety, smart walking, not driving distracted and smart bicycling. Teachers or the school administration can send the Smart Rider information home and students can complete the modules alongside a parent or caregiver. The student will receive a certificate after completing each chapter. Teacher can decide how to reward students for completing the chapters and how the achievement is celebrated.



BOOSTER TO BELT

Booster to Belts is a 20-minute, fun, interactive way for teens to teach children (Kindergarten through 3rd grade) the importance of buckling up and using a booster seat. The mascot, Booster Rooster, motivates children to use booster seats, ride in the backseat and to always buckle up. A participating school will be sent a packet of information that will include the PowerPoint and speaker notes, additional handouts and a paint sheet for each student. High school student leaders can present this program to the elementary schools in their community and this peer-to-peer interaction results in a more personalized and engaging message and will assist in building awareness and cultivating change centered around the importance of buckling up.

MOTORCYCLE SAFETY & TRAINING

The Springfield Police Department hosted three (3) motorcycle safety courses during fiscal year 2021 during the first year of this pilot program, training 51 riders total. Each civilian motorcycle safety course consisted of up to 30 civilian student participants with six police instructors who have been qualified through the department to operate as a police motorcyclist instructor. This will allow for a 5:1 student to teacher ratio. Each course included classroom instruction on motorcycle safety equipment and motorcycle operation techniques. Students were provided with the opportunity to work on motorcycle operation skills by participating in a coned motorcycle course. All participants are required to have a valid motorcycle endorsement and required to complete a liability waiver before participating in the course. The department distributed information about upcoming courses via social media, the department website, and brochures distributed at community events, as well as to motorcyclists with whom officers come into contact with through the course of their duties.



| Appendix A | | | | |
|---|----------------------------------|--------------------------------|------------------------|------------------------|
| Missouri Highway Safety Plan Annual Report Budget | | | | |
| as of December 15, 2021 | | | | |
| Program Area | GTS Project | Description | Obligated | Expended |
| NHTSA | | | | |
| 154 Transfer Funds | | | | |
| 154 Alcohol | | | | |
| | 154AL-2021-AL-00-00 | HSTD STATEWIDE 154AL PROGRAM | | |
| | 154AL-2021-AL-00-GO | STATEWIDE-154 IMPAIR DIRVING E | \$ 3,353,778.00 | \$ 2,790,233.50 |
| | 154AL-2021-AL-36-00 | HSTD-Ignition Interlock Progra | \$ 28,000.00 | \$ 25,096.93 |
| | 154AL-2021-AL-37-00 | MO Safety Center-Enforcement-D | \$ 455,178.00 | \$ 455,140.35 |
| | 154AL-2021-AL-40-00 | MSHP-DWI Tracking System (DWIT | \$ 3,975.00 | \$ 1,597.46 |
| | 154AL-2021-AL-77-00 | MO DivAlc&Tob-AlcoholSafe&Awar | \$ 100,000.00 | \$ 65,595.99 |
| | 154AL-2021-AL-79-00 | MADD-Power of Parents/Power of | \$ 90,000.00 | \$ 69,260.68 |
| | 154AL-2021-AL-A0-00 | HSTD-Impaired Driving Paid Med | \$ 800,000.00 | \$ 799,028.27 |
| | 154AL-2021-AL-A1-00 | HSTD-Alliance Sports Marketing | \$ 130,000.00 | \$ 130,000.00 |
| | 154AL-2021-AL-D9-00 | MO Safety Center-Alcohol LE Li | \$ 170,000.00 | \$ 141,219.36 |
| | 154AL-2021-AL-E0-00 | MO Safety Center-Impaired Driv | \$ 604,696.00 | \$ 372,804.82 |
| | 154AL-2021-AL-E1-00 | REJIS-BAIT/SFST-Build, Deploy, | \$ 52,706.00 | \$ 41,694.50 |
| | 154 AlcoholTotal | | \$ 5,788,333.00 | \$ 4,891,671.86 |
| | 154 Transfer FundsTotal | | \$ 5,788,333.00 | \$ 4,891,671.86 |
| FAST Act NHTSA 402 | | | | |
| | PA-2021-02-01-00 | 2021 Planning & Administration | \$ 168,750.00 | \$ 161,577.33 |
| | Planning and AdministrationTotal | | \$ 168,750.00 | \$ 161,577.33 |
| Emergency Medical Services | | | | |
| | EM-2021-02-01-00 | Univ of MO Curators-HighwayEme | \$ 78,750.00 | \$ 78,750.00 |
| | Emergency Medical ServicesTotal | | \$ 78,750.00 | \$ 78,750.00 |
| Pedestrian/Bicycle Safety | | | | |
| | PS-2021-02-01-00 | Osage Co Health Dept-Bike Safe | \$ 8,040.00 | \$ - |
| | PS-2021-02-02-00 | MO Capitol Police-Let's Ride a | \$ 840.00 | \$ 775.77 |
| | Pedestrian/Bicycle SafetyTotal | | \$ 8,880.00 | \$ 775.77 |
| Police Traffic Services | | | | |
| | PT-2021-02-00-00 | HSTD-STATEWIDE POLICE TRAFFIC | | \$ 13,393.67 |
| | PT-2021-02-00-GO | STATEWIDE-402 HMV Enforcement | \$ 3,295,739.00 | \$ 2,569,496.34 |
| | PT-2021-02-96-00 | HSTD-2021 Police Traffic Servi | \$ 300,000.00 | \$ 272,167.65 |
| | PT-2021-02-97-00 | MO Safety Center-Driver Improv | \$ 56,054.76 | \$ 50,347.79 |
| | PT-2021-02-E1-00 | MO Safety Center-OP & Speed LE | \$ 80,000.00 | \$ 66,750.99 |

| Program Area | GTS Project | Description | Obligated | Expended |
|---------------------------------------|------------------|--------------------------------|-----------------|-----------------|
| | PT-2021-02-E2-00 | HSTD-2021 LETSAC Conference | \$ 47,000.00 | \$ 38,166.72 |
| | PT-2021-02-E3-00 | MO Police Chiefs-2021 LETSAC C | \$ 42,000.00 | \$ 38,443.52 |
| | PT-2021-02-E4-00 | MSHP-Radar/EVOC Instruc Dev & | \$ 70,037.60 | \$ 45,127.52 |
| | PT-2021-02-E5-00 | MSHP-Skill Development | \$ 25,000.00 | \$ 8,611.36 |
| | PT-2021-02-E6-00 | MO Southern State Univ-Law Enf | \$ 34,500.00 | \$ 34,500.00 |
| | PT-2021-02-E7-00 | MO Police Chiefs-LE Driving 20 | \$ 35,528.00 | \$ 22,692.80 |
| Police Traffic ServicesTotal | | | \$ 3,985,859.36 | \$ 3,159,698.36 |
| Accident Investigation | | | | |
| | AI-2021-04-01-00 | MSHP-Accident Invest/Training/ | \$ 71,672.00 | \$ 53,130.15 |
| Accident InvestigationTotal | | | \$ 71,672.00 | \$ 53,130.15 |
| Community Traffic Safety Project | | | | |
| | CP-2021-09-01-00 | DCCCA-Boosters to Belts | \$ 47,500.00 | \$ 40,774.04 |
| | CP-2021-09-02-00 | Mercy Hospital-Injury Preventi | \$ 30,100.00 | \$ 21,850.14 |
| | CP-2021-09-03-00 | B.R.A.K.E.S.-Put On the Brakes | \$ 60,000.00 | \$ 60,000.00 |
| | CP-2021-09-04-00 | Cape Girardeau Safe Communitie | \$ 245,473.44 | \$ 190,797.79 |
| | CP-2021-09-05-00 | MO Youth Adult Allicane-Missou | \$ 82,500.00 | \$ 42,354.56 |
| | CP-2021-09-06-00 | Peers Foundation-Teen Distract | \$ 65,000.00 | \$ - |
| | CP-2021-09-07-00 | Alliance of Southwest MO-Safe | \$ 19,180.00 | \$ 19,180.00 |
| | CP-2021-09-08-00 | Univ of MO Curators-ThinkFirst | \$ 490,000.00 | \$ 488,235.73 |
| | CP-2021-09-09-00 | HSTD-Teen Driving Program | \$ 38,265.83 | \$ 10,621.76 |
| | CP-2021-09-10-00 | HSTD-2021 Blueprint Coordinato | \$ 25,000.00 | \$ - |
| | CP-2021-09-11-00 | Unite Corpotation | \$ 16,500.00 | \$ 16,500.00 |
| Community Traffic Safety ProjectTotal | | | \$ 1,119,519.27 | \$ 890,314.02 |
| Driver Education | | | | |
| | DE-2021-02-01-00 | MO Safety Center-Driver Instru | \$ 10,695.00 | \$ 8,912.50 |
| | DE-2021-02-02-00 | MO Safety Center-Instructor De | \$ 21,390.00 | \$ 16,042.50 |
| | DE-2021-02-03-00 | Univ of MO Curators-Older Driv | \$ 49,140.00 | \$ 35,704.84 |
| | DE-2021-02-04-00 | HSTD-In-House Project for Matu | \$ 1,500.00 | \$ - |
| Driver EducationTotal | | | \$ 82,725.00 | \$ 60,659.84 |
| Driver Licensing | | | | |
| | DL-2021-02-01-00 | Wash Univ-Fitness to Drive Edu | \$ 120,000.00 | \$ 119,999.89 |
| | DL-2021-02-02-00 | Wash Univ-Rural Driving & Traf | \$ 150,000.00 | \$ 148,232.12 |
| Driver LicensingTotal | | | \$ 270,000.00 | \$ 268,232.01 |
| Railroad/Highway Crossings | | | | |
| | RH-2021-02-01-00 | MO Operation Lifesaver-Operati | \$ 15,000.00 | \$ 14,316.78 |
| Railroad/Highway CrossingsTotal | | | \$ 15,000.00 | \$ 14,316.78 |
| Roadway Safety | | | | |

| Program Area | GTS Project | Description | Obligated | Expended |
|--------------------------------|---------------------|--------------------------------|------------------------|------------------------|
| | RS-2021-11-01-00 | Traffic Engineering Assistance | \$ 60,000.00 | \$ 57,593.84 |
| | RS-2021-11-02-00 | Univ of MO Curators-2021 Bluep | \$ 20,000.00 | \$ 13,165.45 |
| | RS-2021-11-03-00 | HSTD-2021 402 Operations | \$ 127,000.00 | \$ 78,915.38 |
| Roadway SafetyTotal | | | \$ 207,000.00 | \$ 149,674.67 |
| Safe Communities | | | | |
| | SA-2021-09-01-00 | St Joseph Safety & Health-Traf | \$ 50,000.00 | \$ 49,277.09 |
| | SA-2021-09-02-00 | TYREDD-TYREDD Education | \$ 53,000.00 | \$ 21,753.44 |
| Safe CommunitiesTotal | | | \$ 103,000.00 | \$ 71,030.53 |
| Child Restraint | | | | |
| | CR-2021-05-01-00 | Perry Co Health Dept-CPS Progr | \$ 13,689.61 | \$ 7,747.42 |
| | CR-2021-05-02-00 | Christian Co Ambulance Dist-Ca | \$ 2,141.82 | \$ 1,775.39 |
| | CR-2021-05-03-00 | Atchison Co Health Dept-Safe K | \$ 5,440.60 | \$ 1,092.50 |
| | CR-2021-05-04-00 | HSTD-402 Car Seat Distribution | \$ 80,000.00 | \$ 79,954.69 |
| | CR-2021-05-05-00 | HSTD-CPS Program Activities Ad | \$ 30,000.00 | \$ 24,660.54 |
| | CR-2021-05-06-00 | HSTD-CPS Program Training | \$ 80,000.00 | \$ 69,116.53 |
| Child RestraintTotal | | | \$ 211,272.03 | \$ 184,347.07 |
| Paid Advertising | | | | |
| | PM-2021-02-01-00 | HSTD-Click It or Ticket Paid M | \$ 300,000.00 | \$ 164,822.92 |
| | PM-2021-02-02-00 | HSTD-BUPD Paid Media | \$ 200,000.00 | \$ 192,305.80 |
| | PM-2021-02-03-00 | HSTD-Work Zone Paid Media | \$ 50,000.00 | \$ 49,942.77 |
| | PM-2021-02-04-00 | HSTD-PI Creative Services | \$ 137,000.00 | \$ 271,315.31 |
| | PM-2021-02-05-00 | HSTD-Bike/Ped Paid Media | \$ 100,000.00 | \$ 96,145.59 |
| | PM-2021-02-06-00 | HSTD-Motorcycle Awareness Prom | \$ 110,000.00 | \$ 109,865.18 |
| | PM-2021-02-07-00 | HSTD-Speed Awareness Paid Medi | \$ 150,000.00 | \$ 149,816.83 |
| | PM-2021-02-08-00 | HSTD-Farm Safety Awareness Pai | \$ 30,000.00 | \$ 30,000.00 |
| | PM-2021-02-10-00 | HSTD-Older Driver Awareness Sa | \$ 50,000.00 | \$ 49,353.82 |
| Paid AdvertisingTotal | | | \$ 1,127,000.00 | \$ 1,113,568.22 |
| Teen Safety Program | | | | |
| | TSP-2021-14-01-00 | Regional Emerg Med Services-Do | \$ 15,000.00 | \$ - |
| | TSP-2021-14-02-00 | HSTD-2021 402 Young Driver Coo | \$ 96,000.00 | \$ 91,181.63 |
| Teen Safety ProgramTotal | | | \$ 111,000.00 | \$ 91,181.63 |
| FAST Act NHTSA 402Total | | | \$ 7,560,427.66 | \$ 6,297,256.38 |
| FAST Act 405b OP Low | | | | |
| | M2HVE-2021-05-00-GO | STATEWIDE-405b OCCUPANT PROTEC | \$ 401,661.00 | \$ 344,687.02 |
| | M2HVE-2021-05-13-00 | MO Safety Center-Survey-Teen (| \$ 75,000.18 | \$ 51,288.63 |
| | M2HVE-2021-05-34-00 | MO Safety Center-Enforcement-O | \$ 231,151.96 | \$ 152,712.12 |

| Program Area | GTS Project | Description | Obligated | Expended |
|---|---------------------|--------------------------------|------------------------|----------------------|
| | M2HVE-2021-05-35-00 | MO Safety Center-Statewide Saf | \$ 175,000.21 | \$ 157,027.65 |
| 405b Low HVETotal | | | \$ 882,813.35 | \$ 705,715.42 |
| 405b Low Community CPS Services | | | | |
| | M2CPS-2021-05-01-00 | MO Safety Center-Survey of Chi | \$ 52,274.29 | \$ 41,765.68 |
| | M2CPS-2021-05-02-00 | HSTD-CPS Paid Media | \$ 100,000.00 | \$ 99,789.57 |
| | M2CPS-2021-05-03-00 | HSTD-405b Low CPS Coordination | \$ 65,000.00 | \$ 20,759.56 |
| 405b Low Community CPS ServicesTotal | | | \$ 217,274.29 | \$ 162,314.81 |
| 405b Low CSS Purchase/Distribution | | | | |
| | M2CSS-2021-05-01-00 | HSTD-405b Car Seat Distributio | \$ 50,000.00 | \$ 26,479.65 |
| 405b Low CSS Purchase/DistributionTotal | | | \$ 50,000.00 | \$ 26,479.65 |
| 405b OP Low | | | | |
| | M2X-2021-05-00-00 | HSTD-STATEWIDE 405b LOW | | \$ - |
| 405b OP LowTotal | | | | \$ - |
| FAST Act 405b OP LowTotal | | | \$ 1,150,087.64 | \$ 894,509.88 |
| FAST Act 405c Data Program | | | | |
| | M3DA-2021-04-00-00 | HSTD-STATEWIDE 405c DATA PROGR | \$ - | \$ - |
| | M3DA-2021-04-01-00 | HSTD-Traffic Records Data Impr | \$ 53,159.04 | \$ 19,362.58 |
| | M3DA-2021-04-02-00 | DHSS-EMS NEMSIS 3 Sustainabili | \$ 86,000.00 | \$ 71,872.82 |
| | M3DA-2021-04-03-00 | MSHP-Statewide Traffic Acciden | \$ 427,109.81 | \$ 207,437.36 |
| | M3DA-2021-04-04-00 | MSHP-STARs & FARS Support | \$ 130,512.20 | \$ 27,573.00 |
| | M3DA-2021-04-05-00 | MSHP-Predictive Analytical Cra | \$ 181,900.00 | \$ 126,280.17 |
| | M3DA-2021-04-06-00 | OSCA-JIS/Show Me Courts Report | \$ 246,172.00 | \$ 137,330.77 |
| | M3DA-2021-04-07-00 | OSCA-Show Me Court Implementat | \$ 216,099.06 | \$ 149,299.10 |
| | M3DA-2021-04-08-00 | REJIS-LETS Sustainment & Enhan | \$ 191,244.08 | \$ 181,972.11 |
| 405c Data ProgramTotal | | | \$ 1,532,196.19 | \$ 921,127.91 |
| FAST Act 405c Data ProgramTotal | | | \$ 1,532,196.19 | \$ 921,127.91 |
| FAST Act 405d Impaired Driving Mid | | | | |
| | M5HVE-2021-03-00-GO | STATEWIDE 405d Impaired Drivin | \$ 1,253,345.00 | \$ 891,391.33 |
| 405d Mid HVETotal | | | \$ 1,253,345.00 | \$ 891,391.33 |
| 405d Mid ID Coordinator | | | | |
| | M5IDC-2021-03-01-00 | HSTD-2921 405d Impaired Drivin | \$ 90,000.00 | \$ 51,005.75 |
| 405d Mid ID CoordinatorTotal | | | \$ 90,000.00 | \$ 51,005.75 |
| 405d Mid Court Support | | | | |
| | M5CS-2021-03-01-00 | Mothers Against Drunk Drivers- | \$ 123,161.50 | \$ 82,370.03 |
| | M5CS-2021-03-02-00 | MOPS-Traffic Safety Resource P | \$ 313,000.00 | \$ 287,114.92 |

| Program Area | GTS Project | Description | Obligated | Expended |
|--|---------------------|---------------------------------|-------------------------|-------------------------|
| 405d Mid Court SupportTotal | | | \$ 436,161.50 | \$ 369,484.95 |
| 405d Mid Paid/Earned Media | | | | |
| | M5PEM-2021-03-01-00 | HSTD-Drugged Driving Paid Medi | \$ 800,000.00 | \$ 795,199.95 |
| 405d Mid Paid/Earned MediaTotal | | | \$ 800,000.00 | \$ 795,199.95 |
| 405d Mid Training | | | | |
| | M5TR-2021-03-01-00 | Council for Drug Free Youth-Yo | \$ 5,000.00 | \$ 4,094.98 |
| | M5TR-2021-03-02-00 | Safe & Sober-Safe & Sober | \$ 345,000.00 | \$ 340,127.26 |
| | M5TR-2021-03-03-00 | Univ of MO Curators-SMART, CHE | \$ 340,000.00 | \$ 340,000.00 |
| | M5TR-2021-03-04-00 | HSTD-Impaired Driving Program | \$ 18,878.50 | \$ 18,878.50 |
| | M5TR-2021-03-05-00 | MSHP-BAC/DRE/SFST/ARIDE Traini | \$ 100,000.00 | \$ 71,928.78 |
| | M5TR-2021-03-06-00 | MO Southern State Univ-DWI Enf | \$ 36,000.00 | \$ 29,250.00 |
| 405d Mid TrainingTotal | | | \$ 844,878.50 | \$ 804,279.52 |
| 405d Mid Other Based on Problem ID | | | | |
| | M5OT-2021-03-01-00 | MO Police Chiefs-DITEP 2021 | \$ 27,361.20 | \$ 9,457.94 |
| | M5OT-2021-03-03-00 | REJIS-DRE Sustainment & Enhanc | \$ 44,965.93 | \$ 43,576.79 |
| | M5OT-2021-03-04-00 | MO DOR-Attorney & Mgmt Analyisi | \$ 158,314.98 | \$ 135,932.15 |
| | M5OT-2021-03-05-00 | MO DOR-DOR & Law Enforcement T | \$ 27,340.00 | \$ 4,382.96 |
| | M5OT-2021-03-06-00 | MO Safety Center-Drug Impaired | \$ 237,875.66 | \$ 180,487.43 |
| | M5OT-2021-03-07-00 | HSTD-In-House Impaired Driving | \$ 20,000.00 | \$ 7,151.29 |
| 405d Mid Other Based on Problem IDTotal | | | \$ 515,857.77 | \$ 380,988.56 |
| 405d Impaired Driving Mid | | | | |
| | M5X-2021-03-00-00 | HSTD-STATEWIDE 405d Impair Dri | | \$ - |
| 405d Impaired Driving MidTotal | | | \$ - | \$ - |
| FAST Act 405d Impaired Driving MidTotal | | | \$ 3,940,242.77 | \$ 3,292,350.06 |
| FAST Act 405f Motorcycle Programs | | | | |
| | M9MA-2021-12-00-00 | HSTD-STATEWIDE 405f Motorcycle | \$ 85,770.00 | \$ - |
| 405f Motorcyclist AwarenessTotal | | | \$ 85,770.00 | \$ - |
| FAST Act 405f Motorcycle ProgramsTotal | | | \$ 85,770.00 | \$ - |
| FAST Act 405f Motorcycle Safety Programs | | | | |
| | M11X-2021-12-03-00 | HSTD-405f Motorcycle Safety Tr | | \$ 85,770.00 |
| | M11X-2021-12-04-00 | Springfield Police Dept | \$ 12,230.00 | \$ 11,356.83 |
| 405f Motorcycle Safety ProgramsTotal | | | \$ 12,230.00 | \$ 97,126.83 |
| FAST Act 405f Motorcycle Safety ProgramsTotal | | | \$ 12,230.00 | \$ 97,126.83 |
| NHTSATotal | | | \$ 20,069,287.26 | \$ 16,394,042.92 |

**APPENDIX B
SUBRECIPIENT CRASH STATISTICAL HISTORY**

| Agency | Crash Type | Oct. 1, 2017 to Sept. 30, 2020 | 3 Year Average | Oct. 1, 2020 to Sept. 30, 2021 | Oct. 1, 2017 to Sept. 30, 2020 | 3 Year Average | Oct. 1, 2020 to Sept. 30, 2021 | Oct. 1, 2017 to Sept. 30, 2020 | 3 Year Average | Oct. 1, 2020 to Sept. 30, 2021 |
|--|-----------------------------|-----------------------------------|----------------|-----------------------------------|-----------------------------------|---------------------------|-----------------------------------|-----------------------------------|----------------|-----------------------------------|
| | | Fatal Crashes | Fatal Crashes | Fatal Crashes | Serious Injury Crashes | Serious Injury Crashes | Serious Injury Crashes | Total Crashes | Total Crashes | Total Crashes |
| Arnold Police Dept. | Alcohol/Drug Involved | 1 | 0.33 | 0 | 4 | 1.33 | 2 | 67 | 22.33 | 18 |
| Arnold Police Dept. | Speed - Exceeded Limit | 1 | 0.33 | 0 | 6 | 2.00 | 2 | 55 | 18.33 | 20 |
| Arnold Police Dept. | Hazardous Moving Violations | 2 | 0.67 | 1 | 22 | 7.33 | 6 | 1045 | 348.33 | 332 |
| Ballwin Police Dept. | Alcohol/Drug Involved | 0 | 0.00 | 1 | 2 | 0.67 | 0 | 34 | 11.33 | 9 |
| Ballwin Police Dept. | Speed - Exceeded Limit | 0 | 0.00 | 0 | 0 | 0.00 | 0 | 20 | 6.67 | 3 |
| Ballwin Police Dept. | Hazardous Moving Violations | 0 | 0.00 | 1 | 5 | 1.67 | 0 | 473 | 157.67 | 117 |
| Belton Police Dept. | Alcohol/Drug Involved | 2 | 0.67 | 0 | 3 | 1.00 | 1 | 69 | 23.00 | 31 |
| Belton Police Dept. | Speed - Exceeded Limit | 0 | 0.00 | 1 | 3 | 1.00 | 1 | 37 | 12.33 | 16 |
| Belton Police Dept. | Hazardous Moving Violations | 4 | 1.33 | 1 | 10 | 3.33 | 7 | 1140 | 380.00 | 420 |
| Benton County Sheriff's Dept. | Alcohol/Drug Involved | 3 | 1.00 | 4 | 7 | 2.33 | 3 | 45 | 15.00 | 14 |
| Benton County Sheriff's Dept. | Speed - Exceeded Limit | 0 | 0.00 | 1 | 1 | 0.33 | 0 | 3 | 1.00 | 3 |
| Benton County Sheriff's Dept. | Hazardous Moving Violations | 9 | 3.00 | 4 | 25 | 8.33 | 11 | 418 | 139.33 | 162 |
| Blue Springs Police Dept. | Alcohol/Drug Involved | 1 | 0.33 | 0 | 11 | 3.67 | 0 | 148 | 49.33 | 67 |
| Blue Springs Police Dept. | Speed - Exceeded Limit | 2 | 0.67 | 3 | 5 | 1.67 | 1 | 68 | 22.67 | 22 |
| Blue Springs Police Dept. | Hazardous Moving Violations | 4 | 1.33 | 5 | 33 | 11.00 | 7 | 1636 | 545.33 | 548 |
| Bolivar Police Dept. | Alcohol/Drug Involved | 0 | 0.00 | 0 | 0 | 0.00 | 0 | 15 | 5.00 | 5 |
| Bolivar Police Dept. | Speed - Exceeded Limit | 0 | 0.00 | 0 | 2 | 0.67 | 1 | 8 | 2.67 | 4 |
| Bolivar Police Dept. | Hazardous Moving Violations | 0 | 0.00 | 0 | 5 | 1.67 | 3 | 194 | 64.67 | 65 |
| Boone County Sheriff's Dept. | Alcohol/Drug Involved | 3 | 1.00 | 1 | 12 | 4.00 | 4 | 137 | 45.67 | 56 |
| Boone County Sheriff's Dept. | Speed - Exceeded Limit | 2 | 0.67 | 5 | 5 | 1.67 | 2 | 71 | 23.67 | 48 |
| Boone County Sheriff's Dept. | Hazardous Moving Violations | 11 | 3.67 | 8 | 41 | 13.67 | 17 | 1326 | 442.00 | 460 |
| Branson Police Dept. | Alcohol/Drug Involved | 0 | 0.00 | 1 | 3 | 1.00 | 4 | 64 | 21.33 | 37 |
| Branson Police Dept. | Speed - Exceeded Limit | 2 | 0.67 | 1 | 3 | 1.00 | 3 | 34 | 11.33 | 13 |
| Branson Police Dept. | Hazardous Moving Violations | 3 | 1.00 | 1 | 13 | 4.33 | 8 | 721 | 240.33 | 197 |
| Buchanan County Sheriff's Dept. | Alcohol/Drug Involved | 3 | 1.00 | 2 | 4 | 1.33 | 2 | 54 | 18.00 | 21 |
| Buchanan County Sheriff's Dept. | Speed - Exceeded Limit | 0 | 0.00 | 0 | 7 | 2.33 | 1 | 42 | 14.00 | 7 |
| Buchanan County Sheriff's Dept. | Hazardous Moving Violations | 3 | 1.00 | 1 | 29 | 9.67 | 13 | 368 | 122.67 | 119 |
| Callaway County Sheriff's Dept. | Alcohol/Drug Involved | 5 | 1.67 | 0 | 7 | 2.33 | 6 | 116 | 38.67 | 46 |
| Callaway County Sheriff's Dept. | Speed - Exceeded Limit | 3 | 1.00 | 1 | 6 | 2.00 | 3 | 46 | 15.33 | 23 |
| Callaway County Sheriff's Dept. | Hazardous Moving Violations | 14 | 4.67 | 6 | 39 | 13.00 | 17 | 1090 | 363.33 | 399 |
| Calverton Park Police Dept. | Alcohol/Drug Involved | 0 | 0.00 | 0 | 1 | 0.33 | 0 | 4 | 1.33 | 1 |
| Calverton Park Police Dept. | Speed - Exceeded Limit | 0 | 0.00 | 0 | 0 | 0.00 | 0 | 1 | 0.33 | 2 |
| Calverton Park Police Dept. | Hazardous Moving Violations | 0 | 0.00 | 0 | 1 | 0.33 | 0 | 22 | 7.33 | 13 |
| Camden County Sheriff's Office | Alcohol/Drug Involved | 9 | 3.00 | 2 | 20 | 6.67 | 9 | 149 | 49.67 | 53 |
| Camden County Sheriff's Office | Speed - Exceeded Limit | 2 | 0.67 | 0 | 8 | 2.67 | 0 | 35 | 11.67 | 21 |
| Camden County Sheriff's Office | Hazardous Moving Violations | 25 | 8.33 | 6 | 45 | 15.00 | 17 | 568 | 189.33 | 187 |
| Cameron Police Dept. | Alcohol/Drug Involved | 0 | 0.00 | 0 | 1 | 0.33 | 0 | 15 | 5.00 | 4 |
| Cameron Police Dept. | Speed - Exceeded Limit | 0 | 0.00 | 0 | 0 | 0.00 | 0 | 4 | 1.33 | 3 |
| Cameron Police Dept. | Hazardous Moving Violations | 1 | 0.33 | 1 | 6 | 2.00 | 0 | 192 | 64.00 | 55 |
| Cape Girardeau County Sheriff's Office | Alcohol/Drug Involved | 3 | 1.00 | 0 | 3 | 1.00 | 2 | 78 | 26.00 | 25 |
| Cape Girardeau County Sheriff's Office | Speed - Exceeded Limit | 2 | 0.67 | 0 | 0 | 0.00 | 0 | 6 | 2.00 | 0 |
| Cape Girardeau County Sheriff's Office | Hazardous Moving Violations | 13 | 4.33 | 5 | 6 | 2.00 | 6 | 578 | 192.67 | 220 |
| Cape Girardeau Police Dept. | Alcohol/Drug Involved | 1 | 0.33 | 0 | 3 | 1.00 | 3 | 144 | 48.00 | 59 |
| Cape Girardeau Police Dept. | Speed - Exceeded Limit | 1 | 0.33 | 1 | 1 | 0.33 | 3 | 42 | 14.00 | 14 |
| Cape Girardeau Police Dept. | Hazardous Moving Violations | 4 | 1.33 | 1 | 20 | 6.67 | 8 | 2550 | 850.00 | 718 |
| Cartersville Police Dept. | Alcohol/Drug Involved | 0 | 0.00 | 0 | 0 | 0.00 | 0 | 5 | 1.67 | 2 |

| | | Oct. 1, 2017 to Sept. 30, 2020 | 3 Year Average | Oct. 1, 2020 to Sept. 30, 2021 | Oct. 1, 2017 to Sept. 30, 2020 | 3 Year Average | Oct. 1, 2020 to Sept. 30, 2021 | Oct. 1, 2017 to Sept. 30, 2020 | 3 Year Average | Oct. 1, 2020 to Sept. 30, 2021 |
|-----------------------------------|-----------------------------|-----------------------------------|----------------|-----------------------------------|-----------------------------------|---------------------------|-----------------------------------|-----------------------------------|----------------|-----------------------------------|
| Agency | Crash Type | Fatal Crashes | Fatal Crashes | Fatal Crashes | Serious Injury Crashes | Serious Injury Crashes | Serious Injury Crashes | Total Crashes | Total Crashes | Total Crashes |
| Cartersville Police Dept. | Speed - Exceeded Limit | 0 | 0.00 | 0 | 0 | 0.00 | 0 | 3 | 1.00 | 2 |
| Cartersville Police Dept. | Hazardous Moving Violations | 2 | 0.67 | 0 | 0 | 0.00 | 0 | 25 | 8.33 | 16 |
| Cass County Sheriff's Office | Alcohol/Drug Involved | 9 | 3.00 | 2 | 13 | 4.33 | 7 | 96 | 32.00 | 34 |
| Cass County Sheriff's Office | Speed - Exceeded Limit | 6 | 2.00 | 3 | 1 | 0.33 | 3 | 46 | 15.33 | 27 |
| Cass County Sheriff's Office | Hazardous Moving Violations | 17 | 5.67 | 6 | 48 | 16.00 | 24 | 806 | 268.67 | 303 |
| Chesterfield Police Dept. | Alcohol/Drug Involved | 3 | 1.00 | 0 | 4 | 1.33 | 1 | 122 | 40.67 | 36 |
| Chesterfield Police Dept. | Speed - Exceeded Limit | 3 | 1.00 | 1 | 3 | 1.00 | 2 | 41 | 13.67 | 19 |
| Chesterfield Police Dept. | Hazardous Moving Violations | 4 | 1.33 | 1 | 17 | 5.67 | 5 | 1642 | 547.33 | 420 |
| Chillicothe Police Dept. | Alcohol/Drug Involved | 0 | 0.00 | 0 | 3 | 1.00 | 1 | 24 | 8.00 | 2 |
| Chillicothe Police Dept. | Speed - Exceeded Limit | 1 | 0.33 | 0 | 0 | 0.00 | 1 | 3 | 1.00 | 3 |
| Chillicothe Police Dept. | Hazardous Moving Violations | 1 | 0.33 | 1 | 6 | 2.00 | 1 | 161 | 53.67 | 44 |
| Christian County Sheriff's Dept. | Alcohol/Drug Involved | 9 | 3.00 | 1 | 12 | 4.00 | 3 | 129 | 43.00 | 33 |
| Christian County Sheriff's Dept. | Speed - Exceeded Limit | 1 | 0.33 | 1 | 4 | 1.33 | 0 | 31 | 10.33 | 8 |
| Christian County Sheriff's Dept. | Hazardous Moving Violations | 15 | 5.00 | 5 | 49 | 16.33 | 7 | 812 | 270.67 | 254 |
| City of St. Louis Police Division | Alcohol/Drug Involved | 5 | 1.67 | 0 | 21 | 7.00 | 4 | 298 | 99.33 | 70 |
| City of St. Louis Police Division | Speed - Exceeded Limit | 71 | 23.67 | 24 | 132 | 44.00 | 64 | 1804 | 601.33 | 537 |
| City of St. Louis Police Division | Hazardous Moving Violations | 97 | 32.33 | 37 | 279 | 93.00 | 0 | 13605 | 4535.00 | 4447 |
| Clark County Sheriff's Office | Alcohol/Drug Involved | 2 | 0.67 | 0 | 2 | 0.67 | 1 | 17 | 5.67 | 5 |
| Clark County Sheriff's Office | Speed - Exceeded Limit | 2 | 0.67 | 0 | 0 | 0.00 | 0 | 2 | 0.67 | 2 |
| Clark County Sheriff's Office | Hazardous Moving Violations | 5 | 1.67 | 0 | 11 | 3.67 | 8 | 119 | 39.67 | 49 |
| Clay County Sheriff's Office | Alcohol/Drug Involved | 3 | 1.00 | 0 | 8 | 2.67 | 1 | 72 | 24.00 | 19 |
| Clay County Sheriff's Office | Speed - Exceeded Limit | 2 | 0.67 | 1 | 7 | 2.33 | 2 | 63 | 21.00 | 18 |
| Clay County Sheriff's Office | Hazardous Moving Violations | 6 | 2.00 | 1 | 22 | 7.33 | 8 | 395 | 131.67 | 98 |
| Clayton Police Dept. | Alcohol/Drug Involved | 0 | 0.00 | 0 | 2 | 0.67 | 0 | 27 | 9.00 | 12 |
| Clayton Police Dept. | Speed - Exceeded Limit | 1 | 0.33 | 0 | 1 | 0.33 | 0 | 14 | 4.67 | 11 |
| Clayton Police Dept. | Hazardous Moving Violations | 2 | 0.67 | 0 | 7 | 2.33 | 0 | 664 | 221.33 | 164 |
| Cole County Sheriff's Dept. | Alcohol/Drug Involved | 1 | 0.33 | 0 | 6 | 2.00 | 3 | 78 | 26.00 | 20 |
| Cole County Sheriff's Dept. | Speed - Exceeded Limit | 1 | 0.33 | 1 | 7 | 2.33 | 0 | 21 | 7.00 | 5 |
| Cole County Sheriff's Dept. | Hazardous Moving Violations | 9 | 3.00 | 2 | 29 | 9.67 | 7 | 459 | 153.00 | 171 |
| Columbia Police Dept. | Alcohol/Drug Involved | 8 | 2.67 | 2 | 9 | 3.00 | 6 | 225 | 75.00 | 84 |
| Columbia Police Dept. | Speed - Exceeded Limit | 14 | 4.67 | 1 | 20 | 6.67 | 5 | 163 | 54.33 | 48 |
| Columbia Police Dept. | Hazardous Moving Violations | 20 | 6.67 | 2 | 44 | 14.67 | 15 | 1436 | 478.67 | 429 |
| Cottleville Police Dept. | Alcohol/Drug Involved | 0 | 0.00 | 1 | 2 | 0.67 | 1 | 26 | 8.67 | 10 |
| Cottleville Police Dept. | Speed - Exceeded Limit | 0 | 0.00 | 0 | 2 | 0.67 | 0 | 9 | 3.00 | 2 |
| Cottleville Police Dept. | Hazardous Moving Violations | 0 | 0.00 | 1 | 4 | 1.33 | 2 | 213 | 71.00 | 45 |
| Creve Coeur Police Dept. | Alcohol/Drug Involved | 0 | 0.00 | 1 | 3 | 1.00 | 2 | 71 | 23.67 | 28 |
| Creve Coeur Police Dept. | Speed - Exceeded Limit | 0 | 0.00 | 0 | 3 | 1.00 | 0 | 19 | 6.33 | 3 |
| Creve Coeur Police Dept. | Hazardous Moving Violations | 1 | 0.33 | 0 | 8 | 2.67 | 4 | 1487 | 495.67 | 307 |
| Crocker Police Dept. | Alcohol/Drug Involved | 0 | 0.00 | 0 | 0 | 0.00 | 0 | 0 | 0.00 | 0 |
| Crocker Police Dept. | Speed - Exceeded Limit | 0 | 0.00 | 0 | 0 | 0.00 | 0 | 0 | 0.00 | 0 |
| Crocker Police Dept. | Hazardous Moving Violations | 0 | 0.00 | 0 | 0 | 0.00 | 0 | 1 | 0.33 | 0 |
| Crystal City Police Dept. | Alcohol/Drug Involved | 0 | 0.00 | 0 | 1 | 0.33 | 0 | 21 | 7.00 | 4 |
| Crystal City Police Dept. | Speed - Exceeded Limit | 0 | 0.00 | 0 | 0 | 0.00 | 0 | 6 | 2.00 | 2 |
| Crystal City Police Dept. | Hazardous Moving Violations | 0 | 0.00 | 0 | 1 | 0.33 | 1 | 111 | 37.00 | 33 |
| Des Peres Dept. of Public Safety | Alcohol/Drug Involved | 1 | 0.33 | 1 | 4 | 1.33 | 1 | 19 | 6.33 | 12 |
| Des Peres Dept. of Public Safety | Speed - Exceeded Limit | 0 | 0.00 | 1 | 3 | 1.00 | 0 | 14 | 4.67 | 6 |

| | | Oct. 1, 2017 to Sept. 30, 2020 | 3 Year Average | Oct. 1, 2020 to Sept. 30, 2021 | Oct. 1, 2017 to Sept. 30, 2020 | 3 Year Average | Oct. 1, 2020 to Sept. 30, 2021 | Oct. 1, 2017 to Sept. 30, 2020 | 3 Year Average | Oct. 1, 2020 to Sept. 30, 2021 |
|----------------------------------|-----------------------------|-----------------------------------|----------------|-----------------------------------|-----------------------------------|---------------------------|-----------------------------------|-----------------------------------|----------------|-----------------------------------|
| Agency | Crash Type | Fatal Crashes | Fatal Crashes | Fatal Crashes | Serious Injury Crashes | Serious Injury Crashes | Serious Injury Crashes | Total Crashes | Total Crashes | Total Crashes |
| Des Peres Dept. of Public Safety | Hazardous Moving Violations | 2 | 0.67 | 1 | 8 | 2.67 | 7 | 683 | 227.67 | 223 |
| Dexter Police Dept. | Alcohol/Drug Involved | 0 | 0.00 | 0 | 1 | 0.33 | 0 | 17 | 5.67 | 4 |
| Dexter Police Dept. | Hazardous Moving Violations | 0 | 0.00 | 0 | 0 | 0.00 | 0 | 12 | 4.00 | 4 |
| Dexter Police Dept. | Hazardous Moving Violations | 0 | 0.00 | 0 | 3 | 1.00 | 1 | 186 | 62.00 | 50 |
| Ellisville Police Dept. | Alcohol/Drug Involved | 0 | 0.00 | 0 | 2 | 0.67 | 0 | 15 | 5.00 | 5 |
| Ellisville Police Dept. | Speed - Exceeded Limit | 0 | 0.00 | 0 | 2 | 0.67 | 0 | 12 | 4.00 | 0 |
| Ellisville Police Dept. | Hazardous Moving Violations | 0 | 0.00 | 0 | 5 | 1.67 | 0 | 377 | 125.67 | 107 |
| Eureka Police Dept. | Alcohol/Drug Involved | 3 | 1.00 | 0 | 0 | 0.00 | 0 | 24 | 8.00 | 8 |
| Eureka Police Dept. | Speed - Exceeded Limit | 1 | 0.33 | 0 | 0 | 0.00 | 0 | 6 | 2.00 | 5 |
| Eureka Police Dept. | Hazardous Moving Violations | 4 | 1.33 | 0 | 7 | 2.33 | 0 | 393 | 131.00 | 114 |
| Excelsior Springs Police Dept. | Alcohol/Drug Involved | 0 | 0.00 | 0 | 2 | 0.67 | 1 | 43 | 14.33 | 21 |
| Excelsior Springs Police Dept. | Speed - Exceeded Limit | 1 | 0.33 | 1 | 1 | 0.33 | 1 | 50 | 16.67 | 7 |
| Excelsior Springs Police Dept. | Hazardous Moving Violations | 1 | 0.33 | 1 | 2 | 0.67 | 3 | 248 | 82.67 | 44 |
| Farmington Police Dept. | Alcohol/Drug Involved | 0 | 0.00 | 1 | 1 | 0.33 | 1 | 38 | 12.67 | 19 |
| Farmington Police Dept. | Speed - Exceeded Limit | 0 | 0.00 | 0 | 1 | 0.33 | 0 | 15 | 5.00 | 4 |
| Farmington Police Dept. | Hazardous Moving Violations | 1 | 0.33 | 3 | 8 | 2.67 | 2 | 484 | 161.33 | 181 |
| Festus Police Dept. | Alcohol/Drug Involved | 1 | 0.33 | 0 | 1 | 0.33 | 0 | 35 | 11.67 | 7 |
| Festus Police Dept. | Speed - Exceeded Limit | 0 | 0.00 | 0 | 0 | 0.00 | 1 | 17 | 5.67 | 5 |
| Festus Police Dept. | Hazardous Moving Violations | 1 | 0.33 | 0 | 8 | 2.67 | 3 | 414 | 138.00 | 122 |
| Florissant Police Dept. | Alcohol/Drug Involved | 4 | 1.33 | 0 | 8 | 2.67 | 3 | 129 | 43.00 | 30 |
| Florissant Police Dept. | Speed - Exceeded Limit | 2 | 0.67 | 0 | 8 | 2.67 | 6 | 165 | 55.00 | 64 |
| Florissant Police Dept. | Hazardous Moving Violations | 6 | 2.00 | 0 | 19 | 6.33 | 10 | 1725 | 575.00 | 589 |
| Franklin County Sheriff's Dept. | Alcohol/Drug Involved | 16 | 5.33 | 5 | 25 | 8.33 | 8 | 236 | 78.67 | 95 |
| Franklin County Sheriff's Dept. | Speed - Exceeded Limit | 7 | 2.33 | 1 | 10 | 3.33 | 2 | 64 | 21.33 | 26 |
| Franklin County Sheriff's Dept. | Hazardous Moving Violations | 41 | 13.67 | 8 | 100 | 33.33 | 49 | 1781 | 593.67 | 535 |
| Fredericktown Police Dept. | Alcohol/Drug Involved | 1 | 0.33 | 0 | 1 | 0.33 | 0 | 10 | 3.33 | 1 |
| Fredericktown Police Dept. | Speed - Exceeded Limit | 0 | 0.00 | 0 | 0 | 0.00 | 0 | 5 | 1.67 | 1 |
| Fredericktown Police Dept. | Hazardous Moving Violations | 0 | 0.00 | 0 | 0 | 0.00 | 0 | 50 | 16.67 | 21 |
| Gladstone Dept. of Public Safety | Alcohol/Drug Involved | 1 | 0.33 | 0 | 5 | 1.67 | 2 | 64 | 21.33 | 13 |
| Gladstone Dept. of Public Safety | Speed - Exceeded Limit | 1 | 0.33 | 0 | 4 | 1.33 | 0 | 36 | 12.00 | 3 |
| Gladstone Dept. of Public Safety | Hazardous Moving Violations | 1 | 0.33 | 0 | 19 | 6.33 | 5 | 661 | 220.33 | 181 |
| Glendale Police Dept. | Alcohol/Drug Involved | 0 | 0.00 | 0 | 1 | 0.33 | 1 | 1 | 0.33 | 1 |
| Glendale Police Dept. | Speed - Exceeded Limit | 0 | 0.00 | 0 | 0 | 0.00 | 1 | 3 | 1.00 | 4 |
| Glendale Police Dept. | Hazardous Moving Violations | 0 | 0.00 | 0 | 1 | 0.33 | 1 | 65 | 21.67 | 29 |
| Grain Valley Police Dept. | Alcohol/Drug Involved | 0 | 0.00 | 0 | 2 | 0.67 | 0 | 26 | 8.67 | 11 |
| Grain Valley Police Dept. | Speed - Exceeded Limit | 0 | 0.00 | 0 | 0 | 0.00 | 0 | 23 | 7.67 | 4 |
| Grain Valley Police Dept. | Hazardous Moving Violations | 0 | 0.00 | 0 | 2 | 0.67 | 0 | 148 | 49.33 | 67 |
| Grandview Police Dept. | Alcohol/Drug Involved | 2 | 0.67 | 0 | 9 | 3.00 | 2 | 98 | 32.67 | 29 |
| Grandview Police Dept. | Speed - Exceeded Limit | 2 | 0.67 | 0 | 6 | 2.00 | 4 | 75 | 25.00 | 25 |
| Grandview Police Dept. | Hazardous Moving Violations | 5 | 1.67 | 0 | 21 | 7.00 | 6 | 768 | 256.00 | 239 |
| Greene County Sheriff's Office | Alcohol/Drug Involved | 10 | 3.33 | 2 | 8 | 2.67 | 6 | 191 | 63.67 | 49 |
| Greene County Sheriff's Office | Speed - Exceeded Limit | 8 | 2.67 | 1 | 6 | 2.00 | 2 | 53 | 17.67 | 21 |
| Greene County Sheriff's Office | Hazardous Moving Violations | 23 | 7.67 | 8 | 62 | 20.67 | 20 | 1352 | 450.67 | 455 |
| Greenwood Police Dept. | Alcohol/Drug Involved | 0 | 0.00 | 0 | 0 | 0.00 | 0 | 15 | 5.00 | 1 |
| Greenwood Police Dept. | Speed - Exceeded Limit | 0 | 0.00 | 0 | 0 | 0.00 | 0 | 9 | 3.00 | 3 |
| Greenwood Police Dept. | Hazardous Moving Violations | 0 | 0.00 | 0 | 0 | 0.00 | 0 | 26 | 8.67 | 6 |

| | | Oct. 1, 2017 to Sept. 30, 2020 | 3 Year Average | Oct. 1, 2020 to Sept. 30, 2021 | Oct. 1, 2017 to Sept. 30, 2020 | 3 Year Average | Oct. 1, 2020 to Sept. 30, 2021 | Oct. 1, 2017 to Sept. 30, 2020 | 3 Year Average | Oct. 1, 2020 to Sept. 30, 2021 |
|------------------------------------|-----------------------------|-----------------------------------|----------------|-----------------------------------|-----------------------------------|---------------------------|-----------------------------------|-----------------------------------|----------------|-----------------------------------|
| Agency | Crash Type | Fatal Crashes | Fatal Crashes | Fatal Crashes | Serious Injury Crashes | Serious Injury Crashes | Serious Injury Crashes | Total Crashes | Total Crashes | Total Crashes |
| Harrisonville Police Dept. | Alcohol/Drug Involved | 2 | 0.67 | 0 | 4 | 1.33 | 0 | 45 | 15.00 | 10 |
| Harrisonville Police Dept. | Speed - Exceeded Limit | 1 | 0.33 | 0 | 0 | 0.00 | 0 | 10 | 3.33 | 7 |
| Harrisonville Police Dept. | Hazardous Moving Violations | 2 | 0.67 | 0 | 3 | 1.00 | 1 | 269 | 89.67 | 118 |
| Hazelwood Police Dept. | Alcohol/Drug Involved | 2 | 0.67 | 1 | 4 | 1.33 | 2 | 47 | 15.67 | 20 |
| Hazelwood Police Dept. | Speed - Exceeded Limit | 1 | 0.33 | 2 | 4 | 1.33 | 6 | 94 | 31.33 | 67 |
| Hazelwood Police Dept. | Hazardous Moving Violations | 3 | 1.00 | 4 | 19 | 6.33 | 12 | 1500 | 500.00 | 476 |
| Henry County Sheriff's Office | Alcohol/Drug Involved | 0 | 0.00 | 0 | 2 | 0.67 | 2 | 36 | 12.00 | 18 |
| Henry County Sheriff's Office | Speed - Exceeded Limit | 0 | 0.00 | 0 | 1 | 0.33 | 1 | 6 | 2.00 | 6 |
| Henry County Sheriff's Office | Hazardous Moving Violations | 5 | 1.67 | 0 | 6 | 2.00 | 5 | 258 | 86.00 | 79 |
| Hollister Police Dept. | Alcohol/Drug Involved | 0 | 0.00 | 0 | 1 | 0.33 | 0 | 9 | 3.00 | 3 |
| Hollister Police Dept. | Speed - Exceeded Limit | 1 | 0.33 | 1 | 0 | 0.00 | 0 | 5 | 1.67 | 2 |
| Hollister Police Dept. | Hazardous Moving Violations | 1 | 0.33 | 1 | 2 | 0.67 | 2 | 140 | 46.67 | 29 |
| Houston Police Dept. | Alcohol/Drug Involved | 0 | 0.00 | 0 | 2 | 0.67 | 0 | 4 | 1.33 | 2 |
| Houston Police Dept. | Speed - Exceeded Limit | 0 | 0.00 | 0 | 1 | 0.33 | 0 | 3 | 1.00 | 0 |
| Houston Police Dept. | Hazardous Moving Violations | 0 | 0.00 | 0 | 1 | 0.33 | 2 | 41 | 13.67 | 19 |
| Howell County Sheriff's Dept. | Alcohol/Drug Involved | 3 | 1.00 | 1 | 13 | 4.33 | 5 | 88 | 29.33 | 17 |
| Howell County Sheriff's Dept. | Speed - Exceeded Limit | 0 | 0.00 | 1 | 8 | 2.67 | 0 | 21 | 7.00 | 6 |
| Howell County Sheriff's Dept. | Hazardous Moving Violations | 12 | 4.00 | 2 | 51 | 17.00 | 20 | 479 | 159.67 | 177 |
| Independence Police Dept. | Alcohol/Drug Involved | 4 | 1.33 | 5 | 49 | 16.33 | 14 | 461 | 153.67 | 164 |
| Independence Police Dept. | Speed - Exceeded Limit | 8 | 2.67 | 6 | 34 | 11.33 | 11 | 341 | 113.67 | 125 |
| Independence Police Dept. | Hazardous Moving Violations | 17 | 5.67 | 11 | 220 | 73.33 | 29 | 3737 | 1245.67 | 1108 |
| Jackson County Sheriff's Office | Alcohol/Drug Involved | 2 | 0.67 | 2 | 7 | 2.33 | 2 | 65 | 21.67 | 17 |
| Jackson County Sheriff's Office | Speed - Exceeded Limit | 6 | 2.00 | 1 | 6 | 2.00 | 5 | 87 | 29.00 | 30 |
| Jackson County Sheriff's Office | Hazardous Moving Violations | 8 | 2.67 | 2 | 21 | 7.00 | 12 | 405 | 135.00 | 148 |
| Jackson Police Dept. | Alcohol/Drug Involved | 0 | 0.00 | 0 | 1 | 0.33 | 0 | 34 | 11.33 | 11 |
| Jackson Police Dept. | Speed - Exceeded Limit | 0 | 0.00 | 0 | 1 | 0.33 | 0 | 13 | 4.33 | 4 |
| Jackson Police Dept. | Hazardous Moving Violations | 1 | 0.33 | 0 | 5 | 1.67 | 2 | 449 | 149.67 | 136 |
| Jasper County Sheriff's Office | Alcohol/Drug Involved | 5 | 1.67 | 2 | 14 | 4.67 | 2 | 95 | 31.67 | 47 |
| Jasper County Sheriff's Office | Speed - Exceeded Limit | 3 | 1.00 | 2 | 1 | 0.33 | 3 | 30 | 10.00 | 12 |
| Jasper County Sheriff's Office | Hazardous Moving Violations | 15 | 5.00 | 5 | 24 | 8.00 | 11 | 770 | 256.67 | 324 |
| Jefferson City Police Dept. | Alcohol/Drug Involved | 0 | 0.00 | 0 | 10 | 3.33 | 1 | 172 | 57.33 | 51 |
| Jefferson City Police Dept. | Speed - Exceeded Limit | 0 | 0.00 | 0 | 4 | 1.33 | 1 | 31 | 10.33 | 12 |
| Jefferson City Police Dept. | Hazardous Moving Violations | 3 | 1.00 | 1 | 16 | 5.33 | 4 | 1552 | 517.33 | 439 |
| Jefferson County Sheriff's Office | Alcohol/Drug Involved | 35 | 11.67 | 12 | 35 | 11.67 | 11 | 558 | 186.00 | 181 |
| Jefferson County Sheriff's Office | Speed - Exceeded Limit | 11 | 3.67 | 1 | 19 | 6.33 | 7 | 181 | 60.33 | 55 |
| Jefferson County Sheriff's Office | Hazardous Moving Violations | 59 | 19.67 | 24 | 166 | 55.33 | 53 | 3580 | 1193.33 | 1133 |
| Johnson County Sheriff's Dept. | Alcohol/Drug Involved | 4 | 1.33 | 1 | 11 | 3.67 | 7 | 122 | 40.67 | 39 |
| Johnson County Sheriff's Dept. | Speed - Exceeded Limit | 2 | 0.67 | 2 | 6 | 2.00 | 2 | 33 | 11.00 | 14 |
| Johnson County Sheriff's Dept. | Hazardous Moving Violations | 16 | 5.33 | 7 | 58 | 19.33 | 18 | 902 | 300.67 | 266 |
| Joplin Police Dept. | Alcohol/Drug Involved | 5 | 1.67 | 1 | 5 | 1.67 | 5 | 150 | 50.00 | 66 |
| Joplin Police Dept. | Speed - Exceeded Limit | 5 | 1.67 | 2 | 3 | 1.00 | 0 | 81 | 27.00 | 35 |
| Joplin Police Dept. | Hazardous Moving Violations | 8 | 2.67 | 4 | 21 | 7.00 | 8 | 1930 | 643.33 | 631 |
| Kansas City MO Board of Police Cor | Alcohol/Drug Involved | 27 | 9.00 | 12 | 79 | 26.33 | 48 | 1500 | 500.00 | 696 |
| Kansas City MO Board of Police Cor | Speed - Exceeded Limit | 45 | 15.00 | 17 | 120 | 40.00 | 52 | 1506 | 502.00 | 440 |
| Kansas City MO Board of Police Cor | Hazardous Moving Violations | 147 | 49.00 | 59 | 413 | 137.67 | 170 | 19194 | 6398.00 | 5433 |
| Kearney Police Dept. | Alcohol/Drug Involved | 0 | 0.00 | 0 | 1 | 0.33 | 1 | 33 | 11.00 | 5 |

| | | Oct. 1, 2017 to Sept. 30, 2020 | 3 Year Average | | Oct. 1, 2020 to Sept. 30, 2021 | Oct. 1, 2017 to Sept. 30, 2020 | 3 Year Average | | Oct. 1, 2020 to Sept. 30, 2021 | Oct. 1, 2017 to Sept. 30, 2020 | 3 Year Average | | Oct. 1, 2020 to Sept. 30, 2021 |
|-----------------------------------|-----------------------------|-----------------------------------|----------------|---------------|-----------------------------------|-----------------------------------|---------------------------|---------------|-----------------------------------|-----------------------------------|----------------|---------------|-----------------------------------|
| Agency | Crash Type | Fatal Crashes | Fatal Crashes | Fatal Crashes | Serious Injury Crashes | Serious Injury Crashes | Serious Injury Crashes | Total Crashes | Total Crashes | Total Crashes | Total Crashes | Total Crashes | Total Crashes |
| Kearney Police Dept. | Speed - Exceeded Limit | 0 | 0.00 | 0 | 1 | 0.33 | 0 | 14 | 4.67 | 5 | | | |
| Kearney Police Dept. | Hazardous Moving Violations | 0 | 0.00 | 1 | 9 | 3.00 | 2 | 257 | 85.67 | 91 | | | |
| Kennett Police Dept. | Alcohol/Drug Involved | 0 | 0.00 | 0 | 2 | 0.67 | 0 | 28 | 9.33 | 10 | | | |
| Kennett Police Dept. | Speed - Exceeded Limit | 0 | 0.00 | 0 | 3 | 1.00 | 1 | 8 | 2.67 | 7 | | | |
| Kennett Police Dept. | Hazardous Moving Violations | 2 | 0.67 | 0 | 8 | 2.67 | 5 | 114 | 38.00 | 58 | | | |
| Kirkwood Police Dept. | Alcohol/Drug Involved | 0 | 0.00 | 0 | 1 | 0.33 | 0 | 44 | 14.67 | 18 | | | |
| Kirkwood Police Dept. | Speed - Exceeded Limit | 1 | 0.33 | 0 | 0 | 0.00 | 1 | 18 | 6.00 | 8 | | | |
| Kirkwood Police Dept. | Hazardous Moving Violations | 2 | 0.67 | 2 | 12 | 4.00 | 3 | 822 | 274.00 | 220 | | | |
| Lake St Louis Police Dept. | Alcohol/Drug Involved | 4 | 1.33 | 0 | 3 | 1.00 | 1 | 60 | 20.00 | 21 | | | |
| Lake St Louis Police Dept. | Speed - Exceeded Limit | 0 | 0.00 | 0 | 5 | 1.67 | 0 | 41 | 13.67 | 10 | | | |
| Lake St Louis Police Dept. | Hazardous Moving Violations | 5 | 1.67 | 1 | 15 | 5.00 | 2 | 912 | 304.00 | 291 | | | |
| Lamar Police Dept. | Alcohol/Drug Involved | 0 | 0.00 | 0 | 0 | 0.00 | 0 | 6 | 2.00 | 3 | | | |
| Lamar Police Dept. | Speed - Exceeded Limit | 0 | 0.00 | 0 | 0 | 0.00 | 0 | 1 | 0.33 | 0 | | | |
| Lamar Police Dept. | Hazardous Moving Violations | 0 | 0.00 | 0 | 1 | 0.33 | 0 | 32 | 10.67 | 16 | | | |
| Lawrence County Sheriff's Dept. | Alcohol/Drug Involved | 6 | 2.00 | 2 | 6 | 2.00 | 3 | 51 | 17.00 | 28 | | | |
| Lawrence County Sheriff's Dept. | Speed - Exceeded Limit | 4 | 1.33 | 0 | 1 | 0.33 | 0 | 18 | 6.00 | 3 | | | |
| Lawrence County Sheriff's Dept. | Hazardous Moving Violations | 8 | 2.67 | 5 | 29 | 9.67 | 16 | 520 | 173.33 | 175 | | | |
| Lee's Summit Police Dept. | Alcohol/Drug Involved | 6 | 2.00 | 2 | 9 | 3.00 | 4 | 231 | 77.00 | 86 | | | |
| Lee's Summit Police Dept. | Speed - Exceeded Limit | 2 | 0.67 | 2 | 10 | 3.33 | 2 | 104 | 34.67 | 36 | | | |
| Lee's Summit Police Dept. | Hazardous Moving Violations | 4 | 1.33 | 6 | 47 | 15.67 | 12 | 2999 | 999.67 | 1022 | | | |
| Liberty Police Dept. | Alcohol/Drug Involved | 0 | 0.00 | 1 | 5 | 1.67 | 2 | 92 | 30.67 | 35 | | | |
| Liberty Police Dept. | Speed - Exceeded Limit | 1 | 0.33 | 1 | 4 | 1.33 | 1 | 36 | 12.00 | 13 | | | |
| Liberty Police Dept. | Hazardous Moving Violations | 3 | 1.00 | 1 | 24 | 8.00 | 5 | 1126 | 375.33 | 384 | | | |
| Licking Police Dept. | Alcohol/Drug Involved | 0 | 0.00 | 0 | 0 | 0.00 | 0 | 4 | 1.33 | 2 | | | |
| Licking Police Dept. | Speed - Exceeded Limit | 0 | 0.00 | 0 | 0 | 0.00 | 0 | 4 | 1.33 | 0 | | | |
| Licking Police Dept. | Hazardous Moving Violations | 0 | 0.00 | 0 | 0 | 0.00 | 0 | 17 | 5.67 | 3 | | | |
| Lincoln County Sheriff's Dept. | Alcohol/Drug Involved | 8 | 2.67 | 3 | 12 | 4.00 | 3 | 95 | 31.67 | 48 | | | |
| Lincoln County Sheriff's Dept. | Speed - Exceeded Limit | 2 | 0.67 | 3 | 12 | 4.00 | 3 | 62 | 20.67 | 36 | | | |
| Lincoln County Sheriff's Dept. | Hazardous Moving Violations | 14 | 4.67 | 8 | 52 | 17.33 | 16 | 584 | 194.67 | 247 | | | |
| Livingston County Sheriff's Dept. | Alcohol/Drug Involved | 2 | 0.67 | 1 | 5 | 1.67 | 1 | 23 | 7.67 | 4 | | | |
| Livingston County Sheriff's Dept. | Speed - Exceeded Limit | 2 | 0.67 | 0 | 0 | 0.00 | 0 | 12 | 4.00 | 1 | | | |
| Livingston County Sheriff's Dept. | Hazardous Moving Violations | 4 | 1.33 | 0 | 7 | 2.33 | 4 | 164 | 54.67 | 47 | | | |
| Macon Police Dept. | Alcohol/Drug Involved | 0 | 0.00 | 0 | 0 | 0.00 | 0 | 14 | 4.67 | 5 | | | |
| Macon Police Dept. | Speed - Exceeded Limit | 0 | 0.00 | 0 | 1 | 0.33 | 0 | 9 | 3.00 | 2 | | | |
| Macon Police Dept. | Hazardous Moving Violations | 1 | 0.33 | 0 | 3 | 1.00 | 2 | 147 | 49.00 | 54 | | | |
| Malden Police Dept. | Alcohol/Drug Involved | 0 | 0.00 | 0 | 0 | 0.00 | 0 | 4 | 1.33 | 1 | | | |
| Malden Police Dept. | Speed - Exceeded Limit | 0 | 0.00 | 0 | 0 | 0.00 | 0 | 3 | 1.00 | 4 | | | |
| Malden Police Dept. | Hazardous Moving Violations | 2 | 0.67 | 0 | 0 | 0.00 | 0 | 42 | 14.00 | 16 | | | |
| Manchester Police Dept. | Alcohol/Drug Involved | 1 | 0.33 | 0 | 1 | 0.33 | 0 | 30 | 10.00 | 15 | | | |
| Manchester Police Dept. | Speed - Exceeded Limit | 0 | 0.00 | 0 | 2 | 0.67 | 1 | 20 | 6.67 | 10 | | | |
| Manchester Police Dept. | Hazardous Moving Violations | 1 | 0.33 | 0 | 7 | 2.33 | 2 | 693 | 231.00 | 154 | | | |
| Marshall Police Dept. | Alcohol/Drug Involved | 0 | 0.00 | 0 | 0 | 0.00 | 0 | 13 | 4.33 | 1 | | | |
| Marshall Police Dept. | Speed - Exceeded Limit | 0 | 0.00 | 0 | 1 | 0.33 | 0 | 24 | 8.00 | 6 | | | |
| Marshall Police Dept. | Hazardous Moving Violations | 0 | 0.00 | 0 | 2 | 0.67 | 1 | 135 | 45.00 | 37 | | | |
| Maryland Heights Police Dept. | Alcohol/Drug Involved | 0 | 0.00 | 0 | 6 | 2.00 | 2 | 158 | 52.67 | 31 | | | |
| Maryland Heights Police Dept. | Speed - Exceeded Limit | 0 | 0.00 | 0 | 8 | 2.67 | 3 | 66 | 22.00 | 29 | | | |

| | | Oct. 1, 2017 to Sept. 30, 2020 | 3 Year Average | Oct. 1, 2020 to Sept. 30, 2021 | Oct. 1, 2017 to Sept. 30, 2020 | 3 Year Average | Oct. 1, 2020 to Sept. 30, 2021 | Oct. 1, 2017 to Sept. 30, 2020 | 3 Year Average | Oct. 1, 2020 to Sept. 30, 2021 |
|--|-----------------------------|-----------------------------------|----------------|-----------------------------------|-----------------------------------|---------------------------|-----------------------------------|-----------------------------------|----------------|-----------------------------------|
| Agency | Crash Type | Fatal Crashes | Fatal Crashes | Fatal Crashes | Serious Injury Crashes | Serious Injury Crashes | Serious Injury Crashes | Total Crashes | Total Crashes | Total Crashes |
| Maryland Heights Police Dept. | Hazardous Moving Violations | 2 | 0.67 | 2 | 39 | 13.00 | 9 | 1973 | 657.67 | 382 |
| Miller County Sheriff's Dept. | Alcohol/Drug Involved | 3 | 1.00 | 1 | 7 | 2.33 | 5 | 85 | 28.33 | 27 |
| Miller County Sheriff's Dept. | Speed - Exceeded Limit | 1 | 0.33 | 0 | 1 | 0.33 | 0 | 11 | 3.67 | 2 |
| Miller County Sheriff's Dept. | Hazardous Moving Violations | 10 | 3.33 | 2 | 15 | 5.00 | 7 | 460 | 153.33 | 143 |
| Missouri Division of Alcohol and Tobacco Control | | | | | | | | | | |
| Missouri State Highway Patrol | | | | | | | | | | |
| Moberly Police Dept. | Alcohol/Drug Involved | 0 | 0.00 | 0 | 0 | 0.00 | 0 | 30 | 10.00 | 14 |
| Moberly Police Dept. | Speed - Exceeded Limit | 0 | 0.00 | 0 | 0 | 0.00 | 0 | 13 | 4.33 | 9 |
| Moberly Police Dept. | Hazardous Moving Violations | 2 | 0.67 | 0 | 11 | 3.67 | 1 | 257 | 85.67 | 101 |
| Morgan County Sheriff's Office | Alcohol/Drug Involved | 7 | 2.33 | 1 | 9 | 3.00 | 3 | 74 | 24.67 | 36 |
| Morgan County Sheriff's Office | Speed - Exceeded Limit | 0 | 0.00 | 0 | 1 | 0.33 | 0 | 7 | 2.33 | 2 |
| Morgan County Sheriff's Office | Hazardous Moving Violations | 6 | 2.00 | 3 | 27 | 9.00 | 17 | 342 | 114.00 | 131 |
| Mountain View Police Dept. | Alcohol/Drug Involved | 2 | 0.67 | 0 | 0 | 0.00 | 0 | 9 | 3.00 | 2 |
| Mountain View Police Dept. | Speed - Exceeded Limit | 1 | 0.33 | 0 | 1 | 0.33 | 1 | 5 | 1.67 | 1 |
| Mountain View Police Dept. | Hazardous Moving Violations | 2 | 0.67 | 0 | 1 | 0.33 | 1 | 23 | 7.67 | 2 |
| Neosho Police Dept. | Alcohol/Drug Involved | 0 | 0.00 | 0 | 4 | 1.33 | 2 | 35 | 11.67 | 14 |
| Neosho Police Dept. | Speed - Exceeded Limit | 0 | 0.00 | 0 | 1 | 0.33 | 2 | 7 | 2.33 | 9 |
| Neosho Police Dept. | Hazardous Moving Violations | 2 | 0.67 | 0 | 9 | 3.00 | 4 | 373 | 124.33 | 137 |
| Nevada Police Dept. | Alcohol/Drug Involved | 0 | 0.00 | 0 | 2 | 0.67 | 4 | 23 | 7.67 | 15 |
| Nevada Police Dept. | Speed - Exceeded Limit | 0 | 0.00 | 0 | 1 | 0.33 | 1 | 14 | 4.67 | 5 |
| Nevada Police Dept. | Hazardous Moving Violations | 0 | 0.00 | 1 | 2 | 0.67 | 3 | 165 | 55.00 | 53 |
| New Haven Police Dept. | Alcohol/Drug Involved | 0 | 0.00 | 0 | 0 | 0.00 | 0 | 2 | 0.67 | 0 |
| New Haven Police Dept. | Speed - Exceeded Limit | 0 | 0.00 | 0 | 0 | 0.00 | 0 | 5 | 1.67 | 0 |
| New Haven Police Dept. | Hazardous Moving Violations | 0 | 0.00 | 0 | 1 | 0.33 | 0 | 18 | 6.00 | 1 |
| Newton County Sheriff's Office | Alcohol/Drug Involved | 10 | 3.33 | 4 | 6 | 2.00 | 6 | 125 | 41.67 | 39 |
| Newton County Sheriff's Office | Speed - Exceeded Limit | 3 | 1.00 | 1 | 2 | 0.67 | 0 | 25 | 8.33 | 4 |
| Newton County Sheriff's Office | Hazardous Moving Violations | 14 | 4.67 | 3 | 56 | 18.67 | 22 | 760 | 253.33 | 283 |
| Nixa Police Dept. | Alcohol/Drug Involved | 0 | 0.00 | 0 | 0 | 0.00 | 0 | 29 | 9.67 | 10 |
| Nixa Police Dept. | Speed - Exceeded Limit | 0 | 0.00 | 0 | 0 | 0.00 | 0 | 14 | 4.67 | 2 |
| Nixa Police Dept. | Hazardous Moving Violations | 0 | 0.00 | 0 | 8 | 2.67 | 4 | 331 | 110.33 | 100 |
| O'Fallon Police Dept. | Alcohol/Drug Involved | 0 | 0.00 | 1 | 9 | 3.00 | 0 | 195 | 65.00 | 65 |
| O'Fallon Police Dept. | Speed - Exceeded Limit | 1 | 0.33 | 1 | 7 | 2.33 | 1 | 86 | 28.67 | 35 |
| O'Fallon Police Dept. | Hazardous Moving Violations | 5 | 1.67 | 1 | 32 | 10.67 | 8 | 2388 | 796.00 | 709 |
| Oak Grove Police Dept | Alcohol/Drug Involved | 0 | 0.00 | 0 | 3 | 1.00 | 0 | 25 | 8.33 | 6 |
| Oak Grove Police Dept | Speed - Exceeded Limit | 1 | 0.33 | 0 | 0 | 0.00 | 0 | 12 | 4.00 | 6 |
| Oak Grove Police Dept | Hazardous Moving Violations | 1 | 0.33 | 0 | 2 | 0.67 | 0 | 137 | 45.67 | 36 |
| Olivette Police Dept. | Alcohol/Drug Involved | 0 | 0.00 | 0 | 2 | 0.67 | 0 | 17 | 5.67 | 2 |
| Olivette Police Dept. | Speed - Exceeded Limit | 0 | 0.00 | 0 | 1 | 0.33 | 0 | 4 | 1.33 | 3 |
| Olivette Police Dept. | Hazardous Moving Violations | 0 | 0.00 | 0 | 7 | 2.33 | 0 | 366 | 122.00 | 82 |
| Oronogo Police Dept. | Alcohol/Drug Involved | 0 | 0.00 | 0 | 1 | 0.33 | 0 | 3 | 1.00 | 0 |
| Oronogo Police Dept. | Speed - Exceeded Limit | 0 | 0.00 | 0 | 1 | 0.33 | 0 | 3 | 1.00 | 0 |
| Oronogo Police Dept. | Hazardous Moving Violations | 1 | 0.33 | 0 | 1 | 0.33 | 0 | 8 | 2.67 | 0 |
| Osage Beach Police Dept. | Alcohol/Drug Involved | 0 | 0.00 | 0 | 3 | 1.00 | 1 | 43 | 14.33 | 21 |
| Osage Beach Police Dept. | Speed - Exceeded Limit | 0 | 0.00 | 0 | 1 | 0.33 | 0 | 10 | 3.33 | 3 |
| Osage Beach Police Dept. | Hazardous Moving Violations | 0 | 0.00 | 1 | 7 | 2.33 | 5 | 307 | 102.33 | 101 |
| Overland Police Dept. | Alcohol/Drug Involved | 1 | 0.33 | 0 | 4 | 1.33 | 0 | 65 | 21.67 | 19 |

| | | Oct. 1, 2017 to Sept. 30, 2020 | 3 Year Average | | Oct. 1, 2020 to Sept. 30, 2021 | Oct. 1, 2017 to Sept. 30, 2020 | 3 Year Average | | Oct. 1, 2020 to Sept. 30, 2021 | Oct. 1, 2017 to Sept. 30, 2020 | 3 Year Average | | Oct. 1, 2020 to Sept. 30, 2021 |
|---------------------------------|-----------------------------|-----------------------------------|----------------|---------------|-----------------------------------|-----------------------------------|---------------------------|---------------|-----------------------------------|-----------------------------------|----------------|---------------|-----------------------------------|
| Agency | Crash Type | Fatal Crashes | Fatal Crashes | Fatal Crashes | Serious Injury Crashes | Serious Injury Crashes | Serious Injury Crashes | Total Crashes | Total Crashes | Total Crashes | Total Crashes | Total Crashes | Total Crashes |
| Overland Police Dept. | Speed - Exceeded Limit | 1 | 0.33 | 0 | 8 | 2.67 | 2 | 158 | 52.67 | 36 | | | |
| Overland Police Dept. | Hazardous Moving Violations | 2 | 0.67 | 0 | 10 | 3.33 | 4 | 1081 | 360.33 | 290 | | | |
| Ozark Police Dept. | Alcohol/Drug Involved | 0 | 0.00 | 0 | 1 | 0.33 | 2 | 34 | 11.33 | 15 | | | |
| Ozark Police Dept. | Speed - Exceeded Limit | 0 | 0.00 | 0 | 3 | 1.00 | 2 | 22 | 7.33 | 8 | | | |
| Ozark Police Dept. | Hazardous Moving Violations | 2 | 0.67 | 0 | 16 | 5.33 | 5 | 579 | 193.00 | 183 | | | |
| Pacific Police Dept. | Alcohol/Drug Involved | 1 | 0.33 | 0 | 1 | 0.33 | 2 | 24 | 8.00 | 7 | | | |
| Pacific Police Dept. | Speed - Exceeded Limit | 1 | 0.33 | 0 | 0 | 0.00 | 0 | 10 | 3.33 | 0 | | | |
| Pacific Police Dept. | Hazardous Moving Violations | 3 | 1.00 | 0 | 4 | 1.33 | 3 | 189 | 63.00 | 61 | | | |
| Pettis County Sheriff's Office | Alcohol/Drug Involved | 6 | 2.00 | 2 | 6 | 2.00 | 2 | 68 | 22.67 | 20 | | | |
| Pettis County Sheriff's Office | Speed - Exceeded Limit | 2 | 0.67 | 1 | 2 | 0.67 | 1 | 29 | 9.67 | 14 | | | |
| Pettis County Sheriff's Office | Hazardous Moving Violations | 9 | 3.00 | 0 | 27 | 9.00 | 6 | 438 | 146.00 | 146 | | | |
| Pevely Police Dept. | Alcohol/Drug Involved | 1 | 0.33 | 0 | 2 | 0.67 | 1 | 20 | 6.67 | 2 | | | |
| Pevely Police Dept. | Speed - Exceeded Limit | 1 | 0.33 | 0 | 0 | 0.00 | 1 | 23 | 7.67 | 5 | | | |
| Pevely Police Dept. | Hazardous Moving Violations | 2 | 0.67 | 0 | 6 | 2.00 | 2 | 348 | 116.00 | 112 | | | |
| Phelps County Sheriff's Dept. | Alcohol/Drug Involved | 6 | 2.00 | 0 | 7 | 2.33 | 3 | 55 | 18.33 | 22 | | | |
| Phelps County Sheriff's Dept. | Speed - Exceeded Limit | 0 | 0.00 | 1 | 1 | 0.33 | 1 | 11 | 3.67 | 6 | | | |
| Phelps County Sheriff's Dept. | Hazardous Moving Violations | 14 | 4.67 | 4 | 30 | 10.00 | 12 | 664 | 221.33 | 221 | | | |
| Platte County Sheriff's Office | Alcohol/Drug Involved | 5 | 1.67 | 0 | 7 | 2.33 | 0 | 87 | 29.00 | 27 | | | |
| Platte County Sheriff's Office | Speed - Exceeded Limit | 5 | 1.67 | 0 | 7 | 2.33 | 1 | 60 | 20.00 | 15 | | | |
| Platte County Sheriff's Office | Hazardous Moving Violations | 8 | 2.67 | 0 | 13 | 4.33 | 7 | 567 | 189.00 | 196 | | | |
| Pleasant Hill Police Dept. | Alcohol/Drug Involved | 0 | 0.00 | 0 | 1 | 0.33 | 3 | 20 | 6.67 | 13 | | | |
| Pleasant Hill Police Dept. | Speed - Exceeded Limit | 0 | 0.00 | 0 | 1 | 0.33 | 2 | 8 | 2.67 | 4 | | | |
| Pleasant Hill Police Dept. | Hazardous Moving Violations | 0 | 0.00 | 1 | 6 | 2.00 | 4 | 99 | 33.00 | 36 | | | |
| Pleasant Valley Police Dept. | Alcohol/Drug Involved | 0 | 0.00 | 0 | 2 | 0.67 | 0 | 10 | 3.33 | 4 | | | |
| Pleasant Valley Police Dept. | Speed - Exceeded Limit | 0 | 0.00 | 0 | 1 | 0.33 | 0 | 4 | 1.33 | 3 | | | |
| Pleasant Valley Police Dept. | Hazardous Moving Violations | 0 | 0.00 | 0 | 2 | 0.67 | 1 | 131 | 43.67 | 52 | | | |
| Potosi Police Dept. | Alcohol/Drug Involved | 0 | 0.00 | 0 | 0 | 0.00 | 0 | 15 | 5.00 | 6 | | | |
| Potosi Police Dept. | Speed - Exceeded Limit | 0 | 0.00 | 0 | 2 | 0.67 | 0 | 16 | 5.33 | 4 | | | |
| Potosi Police Dept. | Hazardous Moving Violations | 0 | 0.00 | 0 | 5 | 1.67 | 1 | 97 | 32.33 | 39 | | | |
| Pulaski County Sheriff's Office | Alcohol/Drug Involved | 3 | 1.00 | 1 | 8 | 2.67 | 3 | 85 | 28.33 | 32 | | | |
| Pulaski County Sheriff's Office | Speed - Exceeded Limit | 0 | 0.00 | 0 | 1 | 0.33 | 0 | 16 | 5.33 | 0 | | | |
| Pulaski County Sheriff's Office | Hazardous Moving Violations | 5 | 1.67 | 0 | 22 | 7.33 | 7 | 394 | 131.33 | 132 | | | |
| Ralls County Sheriff's Office | Alcohol/Drug Involved | 3 | 1.00 | 2 | 8 | 2.67 | 2 | 46 | 15.33 | 13 | | | |
| Ralls County Sheriff's Office | Speed - Exceeded Limit | 1 | 0.33 | 0 | 0 | 0.00 | 0 | 3 | 1.00 | 3 | | | |
| Ralls County Sheriff's Office | Hazardous Moving Violations | 5 | 1.67 | 0 | 19 | 6.33 | 4 | 263 | 87.67 | 109 | | | |
| Raymore Police Dept. | Alcohol/Drug Involved | 0 | 0.00 | 0 | 1 | 0.33 | 2 | 26 | 8.67 | 11 | | | |
| Raymore Police Dept. | Speed - Exceeded Limit | 0 | 0.00 | 0 | 0 | 0.00 | 2 | 16 | 5.33 | 11 | | | |
| Raymore Police Dept. | Hazardous Moving Violations | 0 | 0.00 | 0 | 4 | 1.33 | 3 | 230 | 76.67 | 84 | | | |
| Raytown Police Dept. | Alcohol/Drug Involved | 1 | 0.33 | 0 | 4 | 1.33 | 2 | 92 | 30.67 | 43 | | | |
| Raytown Police Dept. | Speed - Exceeded Limit | 1 | 0.33 | 0 | 9 | 3.00 | 4 | 68 | 22.67 | 18 | | | |
| Raytown Police Dept. | Hazardous Moving Violations | 3 | 1.00 | 0 | 19 | 6.33 | 9 | 545 | 181.67 | 196 | | | |
| Republic Police Dept. | Alcohol/Drug Involved | 0 | 0.00 | 0 | 3 | 1.00 | 2 | 57 | 19.00 | 21 | | | |
| Republic Police Dept. | Speed - Exceeded Limit | 0 | 0.00 | 1 | 2 | 0.67 | 1 | 17 | 5.67 | 10 | | | |
| Republic Police Dept. | Hazardous Moving Violations | 0 | 0.00 | 1 | 7 | 2.33 | 2 | 260 | 86.67 | 85 | | | |
| Richmond Heights Police Dept. | Alcohol/Drug Involved | 0 | 0.00 | 0 | 1 | 0.33 | 1 | 37 | 12.33 | 10 | | | |
| Richmond Heights Police Dept. | Speed - Exceeded Limit | 0 | 0.00 | 0 | 0 | 0.00 | 0 | 21 | 7.00 | 8 | | | |

| | | Oct. 1, 2017 to Sept. 30, 2020 | 3 Year Average | Oct. 1, 2020 to Sept. 30, 2021 | Oct. 1, 2017 to Sept. 30, 2020 | 3 Year Average | Oct. 1, 2020 to Sept. 30, 2021 | Oct. 1, 2017 to Sept. 30, 2020 | 3 Year Average | Oct. 1, 2020 to Sept. 30, 2021 |
|--------------------------------------|-----------------------------|-----------------------------------|----------------|-----------------------------------|-----------------------------------|---------------------------|-----------------------------------|-----------------------------------|----------------|-----------------------------------|
| Agency | Crash Type | Fatal Crashes | Fatal Crashes | Fatal Crashes | Serious Injury Crashes | Serious Injury Crashes | Serious Injury Crashes | Total Crashes | Total Crashes | Total Crashes |
| Richmond Heights Police Dept. | Hazardous Moving Violations | 1 | 0.33 | 1 | 15 | 5.00 | 3 | 1289 | 429.67 | 407 |
| Ripley County Sheriff's Dept. | Alcohol/Drug Involved | 1 | 0.33 | 0 | 2 | 0.67 | 1 | 30 | 10.00 | 9 |
| Ripley County Sheriff's Dept. | Speed - Exceeded Limit | 0 | 0.00 | 1 | 0 | 0.00 | 0 | 1 | 0.33 | 4 |
| Ripley County Sheriff's Dept. | Hazardous Moving Violations | 5 | 1.67 | 2 | 9 | 3.00 | 9 | 196 | 65.33 | 91 |
| Rock Hill Police Dept. | Alcohol/Drug Involved | 0 | 0.00 | 0 | 0 | 0.00 | 0 | 3 | 1.00 | 0 |
| Rock Hill Police Dept. | Speed - Exceeded Limit | 0 | 0.00 | 0 | 0 | 0.00 | 1 | 5 | 1.67 | 4 |
| Rock Hill Police Dept. | Hazardous Moving Violations | 0 | 0.00 | 0 | 0 | 0.00 | 2 | 57 | 19.00 | 14 |
| Rogersville Police Dept. | Alcohol/Drug Involved | 0 | 0.00 | 0 | 3 | 1.00 | 0 | 14 | 4.67 | 2 |
| Rogersville Police Dept. | Speed - Exceeded Limit | 0 | 0.00 | 0 | 1 | 0.33 | 1 | 6 | 2.00 | 4 |
| Rogersville Police Dept. | Hazardous Moving Violations | 1 | 0.33 | 0 | 3 | 1.00 | 3 | 89 | 29.67 | 41 |
| Rolla Police Dept. | Alcohol/Drug Involved | 1 | 0.33 | 0 | 1 | 0.33 | 0 | 53 | 17.67 | 23 |
| Rolla Police Dept. | Speed - Exceeded Limit | 0 | 0.00 | 0 | 5 | 1.67 | 2 | 27 | 9.00 | 12 |
| Rolla Police Dept. | Hazardous Moving Violations | 3 | 1.00 | 0 | 16 | 5.33 | 7 | 1146 | 382.00 | 378 |
| Sedalia Police Dept. | Alcohol/Drug Involved | 1 | 0.33 | 0 | 2 | 0.67 | 2 | 84 | 28.00 | 39 |
| Sedalia Police Dept. | Speed - Exceeded Limit | 2 | 0.67 | 0 | 5 | 1.67 | 1 | 55 | 18.33 | 23 |
| Sedalia Police Dept. | Hazardous Moving Violations | 4 | 1.33 | 0 | 20 | 6.67 | 7 | 963 | 321.00 | 342 |
| Shrewsbury Police Dept. | Alcohol/Drug Involved | 0 | 0.00 | 0 | 0 | 0.00 | 0 | 9 | 3.00 | 4 |
| Shrewsbury Police Dept. | Speed - Exceeded Limit | 0 | 0.00 | 1 | 1 | 0.33 | 0 | 4 | 1.33 | 6 |
| Shrewsbury Police Dept. | Hazardous Moving Violations | 0 | 0.00 | 1 | 2 | 0.67 | 0 | 175 | 58.33 | 74 |
| Smithville Police Dept. | Alcohol/Drug Involved | 1 | 0.33 | 0 | 2 | 0.67 | 1 | 22 | 7.33 | 8 |
| Smithville Police Dept. | Speed - Exceeded Limit | 0 | 0.00 | 0 | 2 | 0.67 | 0 | 11 | 3.67 | 2 |
| Smithville Police Dept. | Hazardous Moving Violations | 1 | 0.33 | 1 | 5 | 1.67 | 0 | 158 | 52.67 | 41 |
| Sparta Police Dept. | Alcohol/Drug Involved | 0 | 0.00 | 0 | 0 | 0.00 | 0 | 2 | 0.67 | 1 |
| Sparta Police Dept. | Speed - Exceeded Limit | 0 | 0.00 | 0 | 0 | 0.00 | 0 | 1 | 0.33 | 2 |
| Sparta Police Dept. | Hazardous Moving Violations | 0 | 0.00 | 0 | 0 | 0.00 | 0 | 11 | 3.67 | 6 |
| Springfield Police Dept. | Alcohol/Drug Involved | 5 | 1.67 | 2 | 34 | 11.33 | 15 | 816 | 272.00 | 308 |
| Springfield Police Dept. | Speed - Exceeded Limit | 17 | 5.67 | 5 | 34 | 11.33 | 19 | 387 | 129.00 | 141 |
| Springfield Police Dept. | Hazardous Moving Violations | 25 | 8.33 | 11 | 127 | 42.33 | 47 | 4405 | 1468.33 | 1546 |
| St. Charles City Police Dept. | Alcohol/Drug Involved | 2 | 0.67 | 1 | 15 | 5.00 | 8 | 318 | 106.00 | 118 |
| St. Charles City Police Dept. | Speed - Exceeded Limit | 2 | 0.67 | 1 | 10 | 3.33 | 4 | 100 | 33.33 | 56 |
| St. Charles City Police Dept. | Hazardous Moving Violations | 6 | 2.00 | 1 | 40 | 13.33 | 20 | 2765 | 921.67 | 870 |
| St. Charles County Police Department | Alcohol/Drug Involved | 9 | 3.00 | 4 | 17 | 5.67 | 7 | 199 | 66.33 | 84 |
| St. Charles County Police Department | Speed - Exceeded Limit | 4 | 1.33 | 2 | 21 | 7.00 | 6 | 135 | 45.00 | 47 |
| St. Charles County Police Department | Hazardous Moving Violations | 24 | 8.00 | 7 | 74 | 24.67 | 24 | 1460 | 486.67 | 460 |
| St. Clair County Sheriff's Office | Alcohol/Drug Involved | 1 | 0.33 | 0 | 3 | 1.00 | 0 | 22 | 7.33 | 7 |
| St. Clair County Sheriff's Office | Speed - Exceeded Limit | 0 | 0.00 | 0 | 1 | 0.33 | 0 | 5 | 1.67 | 2 |
| St. Clair County Sheriff's Office | Hazardous Moving Violations | 2 | 0.67 | 0 | 12 | 4.00 | 6 | 139 | 46.33 | 33 |
| St. Clair Police Dept. | Alcohol/Drug Involved | 2 | 0.67 | 0 | 6 | 2.00 | 0 | 21 | 7.00 | 17 |
| St. Clair Police Dept. | Speed - Exceeded Limit | 0 | 0.00 | 0 | 3 | 1.00 | 3 | 13 | 4.33 | 11 |
| St. Clair Police Dept. | Hazardous Moving Violations | 2 | 0.67 | 0 | 10 | 3.33 | 5 | 272 | 90.67 | 99 |
| St. John Police Dept. | Alcohol/Drug Involved | 0 | 0.00 | 0 | 3 | 1.00 | 0 | 34 | 11.33 | 13 |
| St. John Police Dept. | Speed - Exceeded Limit | 1 | 0.33 | 0 | 3 | 1.00 | 1 | 26 | 8.67 | 8 |
| St. John Police Dept. | Hazardous Moving Violations | 1 | 0.33 | 0 | 6 | 2.00 | 2 | 162 | 54.00 | 73 |
| St. Joseph Police Dept. | Alcohol/Drug Involved | 6 | 2.00 | 2 | 16 | 5.33 | 7 | 305 | 101.67 | 132 |
| St. Joseph Police Dept. | Speed - Exceeded Limit | 10 | 3.33 | 2 | 15 | 5.00 | 7 | 156 | 52.00 | 47 |
| St. Joseph Police Dept. | Hazardous Moving Violations | 13 | 4.33 | 6 | 66 | 22.00 | 25 | 3003 | 1001.00 | 781 |

| | | Oct. 1, 2017 to Sept. 30, 2020 | 3 Year Average | Oct. 1, 2020 to Sept. 30, 2021 | Oct. 1, 2017 to Sept. 30, 2020 | 3 Year Average | Oct. 1, 2020 to Sept. 30, 2021 | Oct. 1, 2017 to Sept. 30, 2020 | 3 Year Average | Oct. 1, 2020 to Sept. 30, 2021 |
|------------------------------------|-----------------------------|-----------------------------------|----------------|-----------------------------------|-----------------------------------|---------------------------|-----------------------------------|-----------------------------------|----------------|-----------------------------------|
| Agency | Crash Type | Fatal Crashes | Fatal Crashes | Fatal Crashes | Serious Injury Crashes | Serious Injury Crashes | Serious Injury Crashes | Total Crashes | Total Crashes | Total Crashes |
| St. Louis County Police Dept. | Alcohol/Drug Involved | 10 | 3.33 | 8 | 35 | 11.67 | 14 | 638 | 212.67 | 206 |
| St. Louis County Police Dept. | Speed - Exceeded Limit | 15 | 5.00 | 12 | 45 | 15.00 | 17 | 529 | 176.33 | 249 |
| St. Louis County Police Dept. | Hazardous Moving Violations | 30 | 10.00 | 17 | 184 | 61.33 | 62 | 10605 | 3535.00 | 3035 |
| St. Peters Police Dept. | Alcohol/Drug Involved | 2 | 0.67 | 0 | 11 | 3.67 | 4 | 214 | 71.33 | 66 |
| St. Peters Police Dept. | Speed - Exceeded Limit | 6 | 2.00 | 1 | 7 | 2.33 | 1 | 99 | 33.00 | 44 |
| St. Peters Police Dept. | Hazardous Moving Violations | 9 | 3.00 | 3 | 28 | 9.33 | 0 | 2218 | 739.33 | 690 |
| St. Robert Police Dept. | Alcohol/Drug Involved | 0 | 0.00 | 0 | 2 | 0.67 | 1 | 56 | 18.67 | 16 |
| St. Robert Police Dept. | Speed - Exceeded Limit | 0 | 0.00 | 0 | 4 | 1.33 | 0 | 27 | 9.00 | 5 |
| St. Robert Police Dept. | Hazardous Moving Violations | 1 | 0.33 | 1 | 9 | 3.00 | 0 | 400 | 133.33 | 141 |
| Stone County Sheriff's Office | Alcohol/Drug Involved | 6 | 2.00 | 1 | 18 | 6.00 | 4 | 128 | 42.67 | 38 |
| Stone County Sheriff's Office | Speed - Exceeded Limit | 1 | 0.33 | 1 | 3 | 1.00 | 0 | 22 | 7.33 | 8 |
| Stone County Sheriff's Office | Hazardous Moving Violations | 13 | 4.33 | 4 | 57 | 19.00 | 26 | 675 | 225.00 | 258 |
| Sullivan Police Dept. | Alcohol/Drug Involved | 3 | 1.00 | 1 | 1 | 0.33 | 0 | 30 | 10.00 | 4 |
| Sullivan Police Dept. | Speed - Exceeded Limit | 2 | 0.67 | 0 | 0 | 0.00 | 0 | 12 | 4.00 | 0 |
| Sullivan Police Dept. | Hazardous Moving Violations | 4 | 1.33 | 0 | 1 | 0.33 | 0 | 165 | 55.00 | 47 |
| Town & Country Police Dept. | Alcohol/Drug Involved | 2 | 0.67 | 0 | 1 | 0.33 | 4 | 74 | 24.67 | 28 |
| Town & Country Police Dept. | Speed - Exceeded Limit | 3 | 1.00 | 1 | 0 | 0.00 | 0 | 20 | 6.67 | 8 |
| Town & Country Police Dept. | Hazardous Moving Violations | 6 | 2.00 | 1 | 13 | 4.33 | 0 | 1377 | 459.00 | 281 |
| Troy Police Dept. | Alcohol/Drug Involved | 0 | 0.00 | 1 | 1 | 0.33 | 1 | 21 | 7.00 | 11 |
| Troy Police Dept. | Speed - Exceeded Limit | 1 | 0.33 | 1 | 2 | 0.67 | 0 | 18 | 6.00 | 7 |
| Troy Police Dept. | Hazardous Moving Violations | 1 | 0.33 | 2 | 4 | 1.33 | 0 | 264 | 88.00 | 80 |
| Union Police Dept. | Alcohol/Drug Involved | 2 | 0.67 | 0 | 2 | 0.67 | 1 | 42 | 14.00 | 17 |
| Union Police Dept. | Speed - Exceeded Limit | 0 | 0.00 | 1 | 3 | 1.00 | 1 | 27 | 9.00 | 4 |
| Union Police Dept. | Hazardous Moving Violations | 3 | 1.00 | 2 | 9 | 3.00 | 0 | 360 | 120.00 | 121 |
| University City Police Dept. | Alcohol/Drug Involved | 0 | 0.00 | 0 | 4 | 1.33 | 0 | 53 | 17.67 | 10 |
| University City Police Dept. | Speed - Exceeded Limit | 0 | 0.00 | 0 | 3 | 1.00 | 0 | 37 | 12.33 | 2 |
| University City Police Dept. | Hazardous Moving Violations | 0 | 0.00 | 0 | 6 | 2.00 | 0 | 425 | 141.67 | 47 |
| Van Buren Police Dept. | Alcohol/Drug Involved | 0 | 0.00 | 0 | 0 | 0.00 | 0 | 2 | 0.67 | 0 |
| Van Buren Police Dept. | Speed - Exceeded Limit | 0 | 0.00 | 0 | 0 | 0.00 | 0 | 0 | 0.00 | 0 |
| Van Buren Police Dept. | Hazardous Moving Violations | 0 | 0.00 | 0 | 0 | 0.00 | 0 | 2 | 0.67 | 0 |
| Vernon County Sheriff's Office | Alcohol/Drug Involved | 2 | 0.67 | 0 | 2 | 0.67 | 0 | 25 | 8.33 | 4 |
| Vernon County Sheriff's Office | Speed - Exceeded Limit | 2 | 0.67 | 1 | 2 | 0.67 | 0 | 6 | 2.00 | 1 |
| Vernon County Sheriff's Office | Hazardous Moving Violations | 6 | 2.00 | 1 | 13 | 4.33 | 9 | 196 | 65.33 | 73 |
| Vinita Park Police Dept. | Alcohol/Drug Involved | 0 | 0.00 | 1 | 0 | 0.00 | 0 | 0 | 0.00 | 4 |
| Vinita Park Police Dept. | Speed - Exceeded Limit | 1 | 0.33 | 1 | 0 | 0.00 | 0 | 7 | 2.33 | 6 |
| Vinita Park Police Dept. | Hazardous Moving Violations | 1 | 0.33 | 1 | 2 | 0.67 | 0 | 51 | 17.00 | 23 |
| Warrenton Police Dept. | Alcohol/Drug Involved | 0 | 0.00 | 2 | 5 | 1.67 | 1 | 41 | 13.67 | 11 |
| Warrenton Police Dept. | Speed - Exceeded Limit | 0 | 0.00 | 1 | 2 | 0.67 | 2 | 21 | 7.00 | 11 |
| Warrenton Police Dept. | Hazardous Moving Violations | 0 | 0.00 | 1 | 11 | 3.67 | 0 | 443 | 147.67 | 137 |
| Washington County Sheriff's Office | Alcohol/Drug Involved | 7 | 2.33 | 1 | 13 | 4.33 | 4 | 68 | 22.67 | 16 |
| Washington County Sheriff's Office | Speed - Exceeded Limit | 2 | 0.67 | 0 | 2 | 0.67 | 0 | 14 | 4.67 | 2 |
| Washington County Sheriff's Office | Hazardous Moving Violations | 12 | 4.00 | 6 | 36 | 12.00 | 15 | 291 | 97.00 | 85 |
| Washington Police Dept. | Alcohol/Drug Involved | 1 | 0.33 | 0 | 1 | 0.33 | 0 | 62 | 20.67 | 27 |
| Washington Police Dept. | Speed - Exceeded Limit | 1 | 0.33 | 0 | 1 | 0.33 | 1 | 11 | 3.67 | 12 |
| Washington Police Dept. | Hazardous Moving Violations | 1 | 0.33 | 0 | 10 | 3.33 | 0 | 607 | 202.33 | 183 |
| Wayne County Sheriff's Office | Alcohol/Drug Involved | 1 | 0.33 | 0 | 1 | 0.33 | 2 | 34 | 11.33 | 17 |

| | | Oct. 1, 2017 to Sept. 30, 2020 | 3 Year Average | Oct. 1, 2020 to Sept. 30, 2021 | Oct. 1, 2017 to Sept. 30, 2020 | 3 Year Average | Oct. 1, 2020 to Sept. 30, 2021 | Oct. 1, 2017 to Sept. 30, 2020 | 3 Year Average | Oct. 1, 2020 to Sept. 30, 2021 |
|--------------------------------|-----------------------------|-----------------------------------|----------------|-----------------------------------|-----------------------------------|---------------------------|-----------------------------------|-----------------------------------|----------------|-----------------------------------|
| Agency | Crash Type | Fatal Crashes | Fatal Crashes | Fatal Crashes | Serious Injury Crashes | Serious Injury Crashes | Serious Injury Crashes | Total Crashes | Total Crashes | Total Crashes |
| Wayne County Sheriff's Office | Speed - Exceeded Limit | 0 | 0.00 | 0 | 0 | 0.00 | 0 | 0 | 0.00 | 0 |
| Wayne County Sheriff's Office | Hazardous Moving Violations | 4 | 1.33 | 3 | 3 | 1.00 | 8 | 280 | 93.33 | 126 |
| Waynesville Police Dept. | Alcohol/Drug Involved | 0 | 0.00 | 1 | 2 | 0.67 | 1 | 32 | 10.67 | 17 |
| Waynesville Police Dept. | Speed - Exceeded Limit | 0 | 0.00 | 0 | 1 | 0.33 | 0 | 6 | 2.00 | 6 |
| Waynesville Police Dept. | Hazardous Moving Violations | 1 | 0.33 | 1 | 5 | 1.67 | 0 | 153 | 51.00 | 70 |
| Webb City Police Dept. | Alcohol/Drug Involved | 0 | 0.00 | 0 | 0 | 0.00 | 2 | 40 | 13.33 | 18 |
| Webb City Police Dept. | Speed - Exceeded Limit | 0 | 0.00 | 0 | 0 | 0.00 | 1 | 19 | 6.33 | 20 |
| Webb City Police Dept. | Hazardous Moving Violations | 0 | 0.00 | 0 | 1 | 0.33 | 1 | 345 | 115.00 | 131 |
| Webster County Sheriff's Dept. | Alcohol/Drug Involved | 4 | 1.33 | 2 | 12 | 4.00 | 3 | 88 | 29.33 | 30 |
| Webster County Sheriff's Dept. | Speed - Exceeded Limit | 3 | 1.00 | 0 | 0 | 0.00 | 0 | 11 | 3.67 | 3 |
| Webster County Sheriff's Dept. | Hazardous Moving Violations | 10 | 3.33 | 5 | 34 | 11.33 | 8 | 566 | 188.67 | 194 |
| Webster Groves Police Dept. | Alcohol/Drug Involved | 0 | 0.00 | 0 | 1 | 0.33 | 0 | 46 | 15.33 | 12 |
| Webster Groves Police Dept. | Speed - Exceeded Limit | 0 | 0.00 | 0 | 1 | 0.33 | 2 | 24 | 8.00 | 12 |
| Webster Groves Police Dept. | Hazardous Moving Violations | 0 | 0.00 | 1 | 7 | 2.33 | 0 | 458 | 152.67 | 125 |
| Wentzville Police Dept. | Alcohol/Drug Involved | 2 | 0.67 | 1 | 4 | 1.33 | 1 | 95 | 31.67 | 39 |
| Wentzville Police Dept. | Speed - Exceeded Limit | 2 | 0.67 | 0 | 5 | 1.67 | 0 | 45 | 15.00 | 13 |
| Wentzville Police Dept. | Hazardous Moving Violations | 4 | 1.33 | 2 | 17 | 5.67 | 0 | 1143 | 381.00 | 448 |
| West Plains Police Dept. | Alcohol/Drug Involved | 0 | 0.00 | 0 | 0 | 0.00 | 2 | 41 | 13.67 | 16 |
| West Plains Police Dept. | Speed - Exceeded Limit | 1 | 0.33 | 0 | 0 | 0.00 | 0 | 16 | 5.33 | 11 |
| West Plains Police Dept. | Hazardous Moving Violations | 3 | 1.00 | 0 | 2 | 0.67 | 0 | 425 | 141.67 | 161 |

Alcohol/Drug Involved: Includes crashes that involved an alcohol/drug impaired driver.

Speed - Exceeded Limit: Includes crashes that involved a driver who was exceeding the speed limit.

Hazardous Moving Violations: Includes crashes that involve a driver who had a contributing circumstance equal to: Speed Exceeded Limit, Too Fast For Conditions, Improper Passing, Violation Signal/Sign, Following Too Close, Improper Lane Usage/Change, Wrong Side (Not Passing), Wrong Way, or Improper Signal.

**APPENDIX C
PROJECT SUMMARIES and PROJECTS NOT STARTED
FY21**

| Commercial Motor Vehicles | | | | |
|----------------------------------|--|--|--|--|
| N/A | | | | |

| Communications (Media) | | | | |
|-------------------------------------|-----------------------|-------------------------------|---------------------|--|
| Agency | Project Number | Title | Award Amount | Result |
| Highway Safety and Traffic Division | 21-154-AL-101 | Alliance Sport Marketing | \$80,000.00 | This funding was used for education and information use in paid media ads to promote dirt track and other minor league sporting events statewide. |
| Highway Safety and Traffic Division | 21-PM-02-005 | Bike/Ped Paid Media | \$100,000.00 | This funding was used for education and information use in paid media ads to promote bicycle and pedestrian safety. There were 7,729,696 impressions during the pedestrian awareness campaign. |
| Highway Safety and Traffic Division | 21-PM-02-002 | BUPD Paid Media | \$200,000.00 | This funding was used for education and information use in paid media ads to promote the buckle up phone down campaign. There were 3,065,889 impressions during this campaign. |
| Highway Safety and Traffic Division | 21-PM-02-001 | Click it or Ticket Paid Media | \$300,000.00 | This funding was used for educational information used in paid media ads to promote seat belt usage during the national CIOT campaign. There were 20,688,167 impressions during this campaign. |

| | | | | |
|-------------------------------------|-----------------|------------------------------|--------------|---|
| Highway Safety and Traffic Division | 21-M2CPS-05-002 | CPS Paid Media | \$100,000.00 | This funding was used for educational information used in paid media ads to promote child passenger safety. There were 5,819,297 impressions during this campaign. |
| Highway Safety and Traffic Division | 21-M5PEM-03-001 | Drugged Driving Paid Media | \$800,000.00 | This funding was used for educational information used in paid media ads to promote drugged driving awareness. Campaigns supported in this project were March Impaired (8,573,337 impressions), Drive Sober Get Pulled Over 28,248,042 imp.), Holiday Impaired (imp. TBD), Super Bowl (3,456,012 imp.), 420 Awareness (111,649,308 imp.), and July Impaired (15,106,783 imp.). |
| Highway Safety and Traffic Division | 21-PM-02-008 | Farm Safety Awareness Paid M | \$30,000.00 | This funding was used for education and information use in Spring and Fall Farm Safety ads to promote the Farm Safety Awareness Campaign. There were a total of 2,407,310 impressions during these campaigns. |
| Highway Safety and Traffic Division | 21-154-AL-100 | Impaired Driving Paid Media | \$800,000.00 | This funding was used for educational information used in paid media ads to promote alcohol impaired driving awareness. Campaigns supported in this project were March Impaired (8,573,337 impressions), Drive Sober Get Pulled Over 28,248,042 imp.), Holiday Impaired (imp. TBD), Super Bowl (3,456,012 imp.), 420 Awareness (111,649,308 imp.), Youth Alcohol (16,505,252 imp.) and July Impaired (15,106,783 imp.). |
| Highway Safety and Traffic Division | 21-M9MA-12-001 | Motorcycle Awareness Paid Me | \$98,000.00 | This funding was used for educational information used in paid media ads and possible other promotional items to promote motorcycle rider awareness. |

| | | | | |
|-------------------------------------|--------------|-------------------------------|--------------|--|
| Highway Safety and Traffic Division | 21-PM-02-006 | Motorcycle Awareness Promoti | \$100,000.00 | This funding was used for education and information use in paid media ads to promote motorcycle rider awareness. |
| Highway Safety and Traffic Division | 21-PM-02-010 | Older Driver Awareness Safety | \$50,000.00 | This funding was used for education and information use in paid media ads to promote the aging road user awareness campaign. This campaign runs late in the fiscal year therefore number of impressions are still TBD. |
| Highway Safety and Traffic Division | 21-PM-02-004 | PI Creative Services | \$120,000.00 | This funding was used for public information outsourced creative services such as graphics, video and radio production of paid media ads. |
| Highway Safety and Traffic Division | 21-PM-02-007 | Speed Awareness Paid Media | \$150,000.00 | This funding was used for education and information use in paid media ads to promote speed awareness. There were 8,899,821 impressions during this campaign. |
| Highway Safety and Traffic Division | 21-PM-02-003 | Work Zone Paid Media | \$50,000.00 | This funding was used for education and information use in paid media ads to promote work zone safety. There were 10,254,434 impressions during this campaign. |

Impaired Driving (Drug and Alcohol)

Enforcement - 405d Group

| Agency | Project Number | Title | Award Amount | Result |
|-----------------------------------|-----------------|--------------------------------|--------------|--|
| Belton Police Dept. | 21-M5HVE-03-001 | DWI Saturation Enforcement | \$6,600.00 | <u>Citations/Arrests</u> DWI 1,056 |
| Boone County Sheriff's Office | 21-M5HVE-03-002 | Dedicated Impaired Driving Enf | \$58,398.68 | |
| Boone County Sheriff's Office | 21-M5HVE-03-023 | DWI Saturation Enforcement | \$15,592.00 | |
| Christian County Sheriff's Office | 21-M5HVE-03-003 | DWI Saturation Enforcement | \$6,858.66 | |
| Columbia Police Dept. | 21-M5HVE-03-006 | Dedicated Impaired Driving Enf | \$86,363.20 | |

| | | | | |
|-------------------------------------|-----------------------|--------------------------------|---------------------|--------------------------|
| Franklin County Sheriff's Office | 21-M5HVE-03-007 | DWI Saturation Enforcement | \$37,000.00 | |
| Grandview Police Dept. | 21-M5HVE-03-004 | DWI Saturation Enforcement | \$14,050.00 | MIP |
| Greene County Sheriff's Office | 21-M5HVE-03-008 | Dedicated Impaired Driving Enf | \$44,920.00 | 38 |
| Highway Safety and Traffic Division | 21-M5HVE-03-005 | Statewide 405d Impaired Drivin | \$144,500.00 | Open Container |
| Jackson County Sheriff's Office | 21-M5HVE-03-012 | DWI Saturation Enforcement | \$33,500.00 | 18 |
| Johnson County Sheriff's Dept. | 21-M5HVE-03-010 | DWI Saturation Enforcement | \$5,500.00 | |
| Kearney Police Dept. | 21-M5HVE-03-013 | DWI Saturation Enforcement | \$3,000.00 | <u>Warnings</u> |
| Lamar Police Dept. | 21-M5HVE-03-009 | DWI Saturation Enforcement | \$5,786.00 | |
| Lee's Summit Police Dept. | 21-M5HVE-03-021 | DWI Saturation Enforcement | \$26,500.00 | MIP |
| MO State Highway Patrol | 21-M5HVE-03-011 | DWI Saturation Enforcement - | \$150,920.00 | 38 |
| MO State Highway Patrol | 21-M5HVE-03-024 | DWI Saturation Enforcement | \$166,357.50 | |
| Oronogo Police Department | 21-M5HVE-03-015 | DWI Saturation Enforcement | \$4,500.00 | |
| Pettis County Sheriff's Office | 21-M5HVE-03-022 | DWI Saturation Enforcement | \$5,650.00 | |
| Smithville Police Dept. | 21-M5HVE-03-014 | DWI Saturation Enforcement | \$3,500.00 | Total Violations |
| Springfield Police Dept. | 21-M5HVE-03-016 | DWI Saturation Enforcement | \$137,400.00 | 10,283 |
| St. Louis County Police Dept. | 21-M5HVE-03-025 | Dedicated DWI Enforcement U | \$220,275.88 | |
| Union Police Dept. | 21-M5HVE-03-026 | DWI Saturation Enforcement | \$10,300.00 | Total Stops |
| University City Police Dept. | 21-M5HVE-03-027 | DWI Saturation Enforcement | \$4,000.00 | 21,069 |
| Vernon County Sheriff's Office | 21-M5HVE-03-017 | DWI Saturation Enforcement | \$4,000.00 | |
| Washington Police Dept. | 21-M5HVE-03-018 | DWI Saturation Enforcement | \$5,000.00 | Number of Hours Worked |
| Waynesville Police Dept. | 21-M5HVE-03-019 | DWI Saturation Enforcement | \$12,620.00 | 18,871 |
| Webb City Police Dept. | 21-M5HVE-03-020 | DWI Saturation Enforcement | \$32,068.00 | |
| Enforcement - 154 Group | | | | |
| Agency | Project Number | Title | Award Amount | Result |
| Arnold Police Dept. | 21-154-AL-063 | DWI Saturation Enforcement | \$14,500.00 | <u>Citations/Arrests</u> |
| Arnold Police Dept. | 21-154-AL-064 | Youth Alcohol Enforcement | \$6,500.00 | |
| Ballwin Police Dept. | 21-154-AL-065 | Youth Alcohol Enforcement | \$3,000.00 | DWI |
| Ballwin Police Dept. | 21-154-AL-066 | DWI Saturation Enforcement | \$4,500.00 | 1,864 |
| Benton County Sheriff's Office | 21-154-AL-003 | DWI Saturation Enforcement | \$2,500.00 | MIP |
| Blue Springs Police Dept. | 21-154-AL-001 | DWI Saturation Enforcement | \$7,000.00 | 570 |
| Bolivar Police Dept. | 21-154-AL-004 | DWI Saturation Enforcement | \$5,000.00 | Compliance Checks |
| Boone County Sheriff's Office | 21-154-AL-005 | Youth Alcohol Enforcement | \$1,500.00 | 3,449 |
| Branson Police Dept. | 21-154-AL-006 | DWI Saturation Enforcement | \$6,200.00 | Open Container |
| | | | | 45 |

| | | | |
|--|---------------|--------------------------------|--------------|
| Branson Police Dept. | 21-154-AL-007 | Youth Alcohol Enforcement | \$4,500.00 |
| Calverton Park Police Dept. | 21-154-AL-067 | DWI Saturation Enforcement | \$2,160.00 |
| Camden County Sheriff's Office | 21-154-AL-010 | DWI Saturation Enforcement | \$9,500.00 |
| Cape Girardeau County Sheriff's Office | 21-154-AL-068 | DWI Saturation Enforcement | \$1,680.00 |
| Cape Girardeau Police Dept. | 21-154-AL-069 | DWI Saturation Enforcement | \$8,593.75 |
| Cartersville Police Dept. | 21-154-AL-013 | DWI Saturation Enforcement | \$7,000.00 |
| Cass County Sheriff's Office | 21-154-AL-002 | DWI Saturation Enforcement | \$6,000.00 |
| Chesterfield Police Dept. | 21-154-AL-070 | DWI Saturation Enforcement | \$12,100.00 |
| Christian County Sheriff's Office | 21-154-AL-020 | Youth Alcohol Enforcement | \$2,636.22 |
| City of St. Louis Police Division | 21-154-AL-071 | DWI Saturation Enforcement | \$50,000.00 |
| Clark County Sheriff's Office | 21-154-AL-072 | DWI Enforcement | \$4,000.00 |
| Clay County Sheriff's Office | 21-154-AL-008 | Youth Alcohol Enforcement | \$5,000.00 |
| Clay County Sheriff's Office | 21-154-AL-009 | DWI Saturation Enforcement | \$5,000.00 |
| Clayton Police Dept. | 21-154-AL-073 | DWI Saturation Enforcement | \$2,800.00 |
| Cole County Sheriff's Dept. | 21-154-AL-021 | DWI Saturation Enforcement | \$6,000.00 |
| Columbia Police Dept. | 21-154-AL-023 | DWI Saturation Enforcement | \$10,000.00 |
| Columbia Police Dept. | 21-154-AL-022 | Youth Alcohol Enforcement | \$20,000.00 |
| Cottleville Police Dept. | 21-154-AL-074 | DWI Saturation Enforcement | \$2,000.00 |
| Creve Coeur Police Dept. | 21-154-AL-075 | Dedicated Impaired Driving Enf | \$53,570.00 |
| Crocker Police Dept. | 21-154-AL-024 | DWI Saturation Enforcement | \$7,200.00 |
| Crystal City Police Dept. | 21-154-AL-083 | Youth Alcohol Enforcement | \$5,000.00 |
| Des Peres Dept. of Public Safety | 21-154-AL-084 | DWI Saturation Enforcement | \$3,000.00 |
| Ellisville Police Dept. | 21-154-AL-088 | DWI Saturation Enforcement | \$3,500.00 |
| Eureka Police Dept. | 21-154-AL-089 | DWI Saturation Enforcement | \$3,500.00 |
| Eureka Police Dept. | 21-154-AL-090 | Youth Alcohol Enforcement | \$2,500.00 |
| Festus Police Dept. | 21-154-AL-097 | DWI Saturation Enforcement | \$5,000.00 |
| Festus Police Dept. | 21-154-AL-098 | Youth Alcohol Enforcement | \$5,000.00 |
| Florissant Police Dept. | 21-154-AL-099 | DWI Saturation Enforcement | \$7,000.00 |
| Franklin County Sheriff's Office | 21-154-AL-025 | Youth Alcohol Enforcement | \$9,000.00 |
| Franklin County Sheriff's Office | 21-154-AL-026 | Dedicated Impaired Driving Enf | \$144,855.60 |
| Gladstone Dept. of Public Safety | 21-154-AL-011 | Youth Alcohol Enforcement | \$5,000.00 |
| Gladstone Dept. of Public Safety | 21-154-AL-012 | DWI Saturation Enforcement | \$6,000.00 |
| Grain Valley Police Dept. | 21-154-AL-014 | DWI Saturation Enforcement | \$1,680.00 |

Warnings

MIP
311

Total Stops
28,675

Total Violations (Citations/Warnings)
36,010

Number of Hours Worked
47,287

Calverton Park PD did not spend any of their \$2,160.00 on #21-154-AL-067 due to Covid Restrictions by the city. They were not allowed to conduct DWI Enforcement.

Festus PD was unable to spend any of their \$5,000.00 on #21-154-AL-097 as they could not get officers to volunteer to work it. They did not reapply for 2022.

Hazelwood PD Youth Alcohol: agency was unable to conduct enforcement due to Covid Regulations with their mast requirments/underage buyers.

New Haven PD: Agency had manpower problems but multiple attempts to contact agency went unanswered

Pevely PD: Agency was unable to get officers to volunteer to work.

Christian County SO Youth Alcohol: agency was unable to obtain officers to volunteer for the enforcement overtime.

Hollister PD: unable to obtain officers to volunteer for overtime enforcement

St. Clair County: agency was unable to obtain any officers to volunteer for overtime enforcement.

Washington County DWI: agency has experienced manpower issues and was unable to contact.

| | | | |
|--|---------------|--------------------------------|--------------|
| Grandview Police Dept. | 21-154-AL-015 | Youth Alcohol Enforcement | \$3,550.00 |
| Greene County Sheriff's Office | 21-154-AL-027 | Youth Alcohol Enforcement | \$57,537.68 |
| Greene County Sheriff's Office | 21-154-AL-028 | DWI Saturation Enforcement | \$67,000.00 |
| Greenwood Police Dept. | 21-154-AL-016 | DWI Saturation Enforcement | \$2,500.00 |
| Greenwood Police Dept. | 21-154-AL-017 | Youth Alcohol Enforcement | \$2,000.00 |
| Harrisonville Police Dept. | 21-154-AL-018 | DWI Saturation Enforcement | \$3,600.00 |
| Hazelwood Police Dept. | 21-154-AL-102 | BAT Van Operations | \$7,088.00 |
| Hazelwood Police Dept. | 21-154-AL-104 | Youth Alcohol Enforcement | \$8,640.00 |
| Hazelwood Police Dept. | 21-154-AL-105 | DWI Saturation Enforcement | \$14,220.00 |
| Highway Safety and Traffic Division | 21-154-AL-019 | Statewide 154 Impaired Driving | \$146,550.00 |
| Hollister Police Dept. | 21-154-AL-029 | DWI Enforcement | \$4,767.00 |
| Houston Police Dept. | 21-154-AL-106 | DWI Saturation Enforcement | \$5,000.00 |
| Independence Police Dept. | 21-154-AL-039 | DWI Saturation Enf/Youth Alco | \$456,250.00 |
| Jackson County Sheriff's Office | 21-154-AL-041 | Dedicated Impaired Driving Enf | \$284,910.17 |
| Jackson Police Dept. | 21-154-AL-107 | DWI Saturation Enforcement | \$8,505.00 |
| Jasper County Sheriff's Office | 21-154-AL-031 | DWI Saturation Enforcement | \$12,500.00 |
| Jasper County Sheriff's Office | 21-154-AL-030 | Youth Alcohol Enforcement | \$2,000.00 |
| Jefferson City Police Dept. | 21-154-AL-032 | DWI Saturation Enforcement | \$25,000.00 |
| Jefferson County Sheriff's Office | 21-154-AL-108 | DWI Saturation Enforcement | \$132,000.00 |
| Jefferson County Sheriff's Office | 21-154-AL-109 | Youth Alcohol Enforcement | \$180,000.00 |
| Jefferson County Sheriff's Office | 21-154-AL-110 | Dedicated Impaired Driving Enf | \$168,300.00 |
| Johnson County Sheriff's Dept. | 21-154-AL-038 | Youth Alcohol Enforcement | \$1,000.00 |
| Joplin Police Dept. | 21-154-AL-033 | Dedicated Impaired Driving Enf | \$110,874.00 |
| Joplin Police Dept. | 21-154-AL-034 | DWI Saturation Enforcement | \$7,000.00 |
| Kansas City MO Board of Police Commissioners | 21-154-AL-042 | DWI Saturation Enforcement | \$192,500.00 |
| Kansas City MO Board of Police Commissioners | 21-154-AL-043 | Youth Alcohol Enforcement | \$30,000.00 |
| Kansas City MO Board of Police Commissioners | 21-154-AL-044 | Dedicated Impaired Driving Enf | \$64,169.96 |
| Kennett Police Dept. | 21-154-AL-111 | DWI Saturation Enforcement | \$17,000.00 |
| Lake St. Louis Police Dept. | 21-154-AL-112 | DWI Saturation Enforcement | \$4,500.00 |
| Lawrence County Sheriff's Dept. | 21-154-AL-035 | DWI Saturation Enforcement | \$6,200.00 |

| | | | |
|--|---------------|--------------------------------|--------------|
| Liberty Police Dept. | 21-154-AL-091 | DWI Saturation Enforcement | \$2,766.96 |
| Licking Police Dept. | 21-154-AL-113 | DWI Saturation Enforcement | \$4,224.00 |
| Livingston County Sheriff's Dept. | 21-154-AL-092 | DWI Saturation Enforcement | \$3,500.00 |
| Macon Police Dept. | 21-154-AL-114 | DWI Saturation Enforcement | \$4,000.00 |
| Manchester Police Dept. | 21-154-AL-115 | DWI Saturation Enforcement | \$4,000.00 |
| Marshall Police Dept. | 21-154-AL-093 | DWI Saturation Enforcement | \$10,000.00 |
| Maryland Heights Police Dept. | 21-154-AL-116 | DWI Saturation Enforcement | \$3,737.50 |
| Maryland Heights Police Dept. | 21-154-AL-117 | Youth Alcohol Enforcment | \$6,900.00 |
| MO Div. of Alcohol and Tobacco Control | 21-154-AL-078 | Alcohol Safety Awareness & Pr | \$290,000.00 |
| Moberly Police Dept. | 21-154-AL-118 | DWI Saturation Enforcement | \$2,500.00 |
| Morgan County Sheriff's Office | 21-154-AL-045 | DWI Saturation Enforcement | \$3,500.00 |
| Mountain View Police Dept. | 21-154-AL-119 | DWI Saturation Enforcement | \$2,500.00 |
| Neosho Police Dept. | 21-154-AL-046 | DWI Saturation Enforcement | \$4,725.00 |
| Nevada Police Dept. | 21-154-AL-048 | DWI Saturation Enforcement | \$5,120.00 |
| New Haven Police Dept. | 21-154-AL-120 | DWI Saturation Enforcement | \$3,000.00 |
| Newton County Sheriff's Office | 21-154-AL-052 | DWI Saturation Enforcement | \$7,000.00 |
| Nixa Police Dept. | 21-154-AL-053 | DWI Saturation Enforcement | \$4,500.00 |
| O'Fallon Police Dept. | 21-154-AL-121 | DWI Saturation Enforcement | \$25,000.00 |
| O'Fallon Police Dept. | 21-154-AL-122 | Youth Alcohol Enforcement | \$7,500.00 |
| Oak Grove Police Dept. | 21-154-AL-047 | DWI Saturation Enforcement | \$4,320.00 |
| Olivette Police Dept. | 21-154-AL-123 | DWI Saturation Enforcement | \$2,500.00 |
| Osage Beach Police Department | 21-154-AL-056 | DWI Saturation Enforcement | \$3,600.00 |
| Overland Police Dept. | 21-154-AL-124 | DWI Saturation Enforcement | \$5,000.00 |
| Ozark Police Dept. | 21-154-AL-057 | DWI Saturation Enforcement | \$4,000.00 |
| Pevely Police Dept. | 21-154-AL-125 | DWI Saturation Enforcement | \$3,500.00 |
| Phelps County Sheriff's Dept. | 21-154-AL-058 | DWI Saturation Enforcement | \$7,000.00 |
| Platte County Sheriff's Office | 21-154-AL-094 | DWI Saturation Enforcement | \$33,500.00 |
| Platte County Sheriff's Office | 21-154-AL-095 | Dedicated Impaired Driving Enf | \$73,535.50 |
| Pleasant Hill Police Dept. | 21-154-AL-096 | DWI Saturation Enforcement | \$4,250.00 |
| Potosi Police Dept. | 21-154-AL-142 | DWI Saturation Enforcement | \$7,000.00 |
| Raymore Police Dept. | 21-154-AL-055 | DWI Saturation Enforcement | \$7,500.00 |
| Republic Police Dept. | 21-154-AL-060 | DWI Saturation Enforcement | \$6,500.00 |
| Rogersville Police Dept. | 21-154-AL-061 | DWI Saturation Enforcement | \$6,800.00 |

| | | | |
|------------------------------------|---------------|-------------------------------|-------------|
| Rogersville Police Dept. | 21-154-AL-062 | Youth Alcohol Enforcement | \$2,115.00 |
| Rolla Police Dept. | 21-154-AL-076 | DWI Saturation Enforcement | \$16,000.00 |
| Sedalia Police Dept. | 21-154-AL-054 | DWI Enforcement | \$3,750.00 |
| Springfield Police Dept. | 21-154-AL-080 | Youth Alcohol Enforcement | \$29,879.00 |
| St. Charles City Police Dept. | 21-154-AL-126 | Youth Alcohol Enforcement | \$4,500.00 |
| St. Charles City Police Dept. | 21-154-AL-127 | DWI Saturation Enforcement | \$28,000.00 |
| St. Clair County Sheriff's Office | 21-154-AL-081 | DWI Saturation Enforcement | \$3,000.00 |
| St. Clair Police Dept. | 21-154-AL-128 | DWI Saturation Enforcement | \$10,369.80 |
| St. John Police Dept. | 21-154-AL-129 | DWI Saturation Enforcement | \$10,000.00 |
| St. Joseph Police Dept. | 21-154-AL-051 | DWI Saturation Enforcement | \$3,174.00 |
| St. Joseph Police Dept. | 21-154-AL-050 | Task Force - Impaired Driving | \$6,372.40 |
| St. Joseph Police Dept. | 21-154-AL-049 | Youth Alcohol Enforcement | \$46,140.00 |
| St. Louis County Police Dept. | 21-154-AL-130 | DWI Saturation Enforcement | \$35,000.00 |
| St. Peters Police Dept. | 21-154-AL-131 | DWI Saturation Enforcement | \$30,050.98 |
| St. Robert Police Dept. | 21-154-AL-082 | DWI Saturation Enforcement | \$3,910.36 |
| Sullivan Police Dept. | 21-154-AL-132 | DWI Saturation Enforcement | \$6,000.00 |
| Troy Police Dept. | 21-154-AL-133 | DWI Saturation Enforcement | \$6,000.00 |
| Warrenton Police Dept. | 21-154-AL-134 | DWI Saturation Enforcement | \$5,000.00 |
| Washington County Sheriff's Office | 21-154-AL-085 | DWI Saturation Enforcement | \$2,000.00 |
| Washington Police Dept. | 21-154-AL-086 | Youth Alcohol Enforcement | \$4,000.00 |
| Webster County Sheriff's Office | 21-154-AL-087 | DWI Saturation Enforcement | \$13,600.00 |
| Webster County Sheriff's Office | 21-154-AL-103 | Youth Alcohol Enforcement | \$3,400.00 |
| Wentzville Police Dept. | 21-154-AL-135 | DWI Saturation Enforcement | \$10,000.00 |
| Wentzville Police Dept. | 21-154-AL-136 | Youth Alcohol Enforcement | \$4,500.00 |
| West Plains Police Dept. | 21-154-AL-137 | DWI Saturation Enforcement | \$3,900.00 |
| Winfield Police Dept. | 21-154-AL-138 | DWI Saturation Enforcement | \$3,000.00 |

| | | | | |
|-------------------------------------|-----------------------|--------------------------------------|---------------------|--|
| Missouri Safety Center | 21-154-AL-037 | Enforcement - Drive Sober Campaign | \$455,178.35 | <p>This funding is used to provide DWI enforcement funding to law enforcement agencies statewide during the Holiday DWI Enforcement Campaign, St. Patrick's Day DWI Enforcement Campaign, Youth Alcohol Enforcement Campaign, Independence Day DWI Enforcement Campaign, & Drive Sober or Get Pulled Over DWI Enforcement Campaign.</p> <p>There were on average 111 agencies involved in each mobilization that reported enforcement statistics and 15,533 total man hours worked including 38 Alcohol Compliance Checks, 74 MIP (Minor In Possession), 36 Open Container violations, 815 DWI/DUI Arrests, 29,627 Traffic Stops, 20,665 Total Violations.</p> |
| Non-Enforcement | | | | |
| Agency | Project Number | Title | Award Amount | Result |
| Council for Drug Free Youth Inc. | 21-M5TR-03-001 | Youth Led Drug Free Driving Campaign | \$5,000.00 | This funding provided funding to support 3 programs within CDFY reaching approximately 700 students. This project provided funding for resource materials, program development fees, print materials, and mileage. |
| Highway Safety and Traffic Division | 21-M5IDC-03-001 | 2021 405d Impaired Driving Campaign | \$90,000.00 | Project covered salary and coordination for the Impaired Driving Program Manager. Some salary was also charged to P&A. |

| | | | | |
|-------------------------------------|----------------|-----------------------------------|-------------|--|
| Highway Safety and Traffic Division | 21-M5OT-03-007 | In-house Impaired Driving Project | \$20,000.00 | This project provided for activities in the impaired driving program area including: development and printing costs of promotional materials; educational programs; or educational activities; assessments, etc. Funding was also available for conferences/trainings. While some conferences were held in person this year, there were some that were either virtual or cancelled due to the COVID-19 pandemic. |
| Highway Safety and Traffic Division | 21-M5TR-03-004 | Impaired Driving Program | \$17,500.00 | This project funded three Youth Impaired Law Enforcement Training's (St. Joseph, Macon and Springfield) training approximately 50 officers. This project covered instructor fees, travel expenses and meals. |
| Highway Safety and Traffic Division | 21-154-AL-036 | Ignition Interlock Program | \$28,000.00 | Annual ignition interlock database costs |

| | | | | |
|------------------------------------|----------------|--------------------------|--------------|--|
| Missouri Police Chiefs Association | 21-M5OT-03-001 | DITEP | \$27,361.20 | This project is to provide Drug Impairment Training for Educational Professionals (DITEP) curriculum to the education and law enforcement communities in Missouri, providing them with valuable information and skills to enhance services to students and improve skills to promote safety within school environments/classrooms across the state. Due to the COVID-19 pandemic it was difficult to schedule these courses; however, we were able to conduct 3 trainings reaching a total of 45 students. |
| Missouri Safety Center | 21-154-AL-139 | Alcohol LE Liaison (LEL) | \$170,000.00 | This project was used to provide funding for our Law Enforcement Liaisons to work with local agencies to encourage their participation in our various mobilizations and grant opportunities. |

| | | | | |
|------------------------|---------------|-------------------------------|--------------|---|
| Missouri Safety Center | 21-154-AL-140 | Impaired Driving Countermeasu | \$604,695.54 | <p>This project provided breath-alcohol instrument placement, maintenance and service across the state, technical training to law enforcement and others on breath-alcohol testing, SFST, and ignition interlock; as well as provide coordination, expert testimony and consultation to agencies across the state in the area of breath-alcohol testing, SFST and ignition interlock. Funds provided repairs/recalibrations to 89 agencies, placed 23 new breath alcohol testing units, placed 159 PBTs with agencies across the state, performed numerous trainings on the instruments, distributed 9,600 mouthpieces for the instruments across the state, conducted 116 calibration checks/verified proper operation, replaced 11 simulators, loaned out 80 BA instruments, and inspected ignition interlock installation locations across the state. Funding was also available for conferences/trainings; however, due to the COVID-19 pandemic, some conferences/trainings were not held to protect the safety of our partners and the community.</p> |
|------------------------|---------------|-------------------------------|--------------|---|

| | | | | |
|------------------------|----------------|-----------------------|--------------|---|
| Missouri Safety Center | 21-M5OT-03-006 | Drug Impaired Driving | \$237,875.66 | <p>This project provided for statewide coordination of the Drug Recognition and Classification Program and the expert testimony and consultation to agencies across the state in the area of drug impaired driving recognition. Funds provided DRE training, certification and equipment for 24 new DRE candidates, recertified 65 DRE's, certified 7 new DRE Instructor, conducted updates of the statewide DRE-Tracking database, provided prosecution consultation/testimony and provided guidance to DRE's across the state. Funding was also available for conferences/trainings; however, due to the COVID-19 pandemic, some conferences/trainings were not held to protect the safety of our partners and the community.</p> |
|------------------------|----------------|-----------------------|--------------|---|

| | | | | |
|------------------------------------|----------------|--------------------------|-------------|---|
| Missouri Southern State University | 21-M5TR-03-006 | DWI Enforcement Training | \$36,000.00 | <p>The primary objectives of alcohol enforcement training are to raise awareness of alcohol offenses improve recognition of alcohol related offenses, and enforcement of alcohol related offenses. Funding was used to provide two ARIDE classes, one DWI Enforcement Strategies for Small Department class, one DWI Crash Investigation class, four SFST Update classes, and 4 Effective Report Writing and Courtroom Testimony for the Patrol Officer classes. A total of 10 classes were held, reaching approximately 96 law enforcement officers. Funding was available for additional classes; however, due to the COVID-19 pandemic, the classes were not held to protect the safety of our partners and the community.</p> |
|------------------------------------|----------------|--------------------------|-------------|---|

| | | | | |
|---------------------|----------------|-------------------------------|--------------|---|
| MO Dept. of Revenue | 21-M5OT-03-004 | Attorney & Management Analyst | \$158,314.98 | <p>This project provided for 1 Appellate and Litigation Support Counsel (AP) and 1 Management Analyst (MA) in the General Counsel's Office, Transportation Section. The AC was assigned case files for intoxication-related license actions on appeal; work as Department liaison to the AG; a trainer for Department attorneys and provide litigation support to Transportation Section attorneys in the form of specialized trial briefs, case law summaries, and proposed findings of fact, conclusions of law, and judgments. The MA processed petitions and stay orders served on the Department; prepared correspondence; monitored cases statewide; communicated with local court personnel; advised the Department's Drivers License Bureau upon disposition; compiled statistical data on all chemical refusal cases; promoted strict prosecution standards for repeat offenders and IID requirements; conducted extensive background checks; and served as IID Coordinator for the Department to monitor offenders required to maintain proof of installation</p> |
|---------------------|----------------|-------------------------------|--------------|---|

| | | | | |
|--|----------------|------------------------------|--------------|--|
| MO Dept. of Revenue | 21-M5OT-03-005 | DOR & Law Enforcement Train | \$27,340.00 | <p>This project provided specific and continuing educational opportunities for DOR attorneys and hearing officers who hear administrative alcohol license appeal cases, or represent the Department in courts throughout the state on impaired driving-related license appeals. Over 790 judges, prosecutors, law enforcement and court personnel were provided with information/instruction on new DWI laws/court cases. Funds were also used to purchase office supplies. Funding was available for additional conferences/trainings; however, due to the COVID-19 pandemic, some conferences/trainings were not held to protect the safety of our partners and the community.</p> |
| MO Div. of Alcohol and Tobacco Control | 21-154-AL-077 | Alcohol Safety Awareness and | \$100,000.00 | <p>This project funding for ATC's alcohol server training program, liquor law books for retailers and the implementation of mobile identification scanning app for retailers to easily detect fake ID's. This project covered personnel, equipment, print materials, operational expenses, and travel expenses. ATC completed 76 alcohol server classes training 881 individuals.</p> |

| | | | | |
|-----------------------------------|----------------|--------------------------------|--------------|---|
| MO Office of Prosecution Services | 21-M5CS-03-002 | Traffic Safety Resource Prosec | \$313,000.00 | <p>This project provided for Traffic Safety Resource Prosecutors (TSRP) to focus on impaired driving issues and to serve as a resource to other prosecutors and law enforcement officers. TSRP program conducted 68 training programs, which were attended by a combined 2,095 people. These trainings reached a minimum of 318 Missouri prosecutors, 1,736 Missouri law enforcement officer, and 41 other Missouri traffic safety advocates. The TSRP program published six editions of the Traffic Safety Newsletter, provided technical assistance on approximately 209 requests from law enforcement and prosecuting attorneys and assisted on numerous case as a consultant or special prosecutor.</p> |
|-----------------------------------|----------------|--------------------------------|--------------|---|

| | | | | |
|-------------------------|----------------|----------------------------|--------------|--|
| MO State Highway Patrol | 21-M5TR-03-005 | BAC/DRE/SFST/ARIDE Trainin | \$100,000.00 | <p>This project provided funding for tuition support, instructor development support and educational/equipment supplies and instructional materials to Missouri peace officers for law enforcement training related to traffic safety. Funding provided for 11 different alcohol-related schools and sent 2 officers to the DRE National Conference, which allowed 206 students to attend these courses. Funds were also used to purchase a multitude of DRE supplies. Additional funding was available for more trainings; however, due to the COVID-19 pandemic, some trainings were not held to protect the safety of our partners and the community.</p> |
|-------------------------|----------------|----------------------------|--------------|--|

| | | | | |
|-------------------------------|----------------|-----------------------------|--------------|--|
| Mothers Against Drunk Driving | 21-M5CS-03-001 | Court Monitoring Program | \$123,161.50 | <p>This project provided for the court monitoring program to track and monitor DWI offenses in specific, targeted counties in Missouri. Through data collected, by means of attending court hearings, as well as data mining on Missouri's Casenet system, any trends and/or breakdowns that occur throughout the judicial proceedings will be identified, analyzed and offered solutions. Top priority will be given to the counties that fall within the top 75% of the state's alcohol-related traffic fatalities and population, and that also have a conviction rate at or below 24% on Missouri State Highway Patrol arrests. MADD staff monitored 1,968 new cases with 1,029 cases being adjudicated.</p> |
| Mothers Against Drunk Driving | 21-154-AL-079 | MADD Power of Parents and P | \$90,000.00 | <p>This project provided funding for the Power of You(th) and Power of Parents programs on the western and eastern sides of the state. MADD distributed 1,736 Power of You(th) materials and hosted 64 Power of You(th) presentations. Many events were cancelled due to COVID. This project covered personnel, resource materials, print materials, travel expenses, supplies and indirect costs.</p> |

| | | | | |
|-------|----------------|--------------------------------|-------------|---|
| REJIS | 21-154-AL-141 | BAIT/SFST - Build, Deploy, Sup | \$52,705.96 | <p>This project provided for the development of a computer application to allow for tracking of SFST Instructors and Breath Alcohol Instrument Tracking. Funding provided for the creation of a design solution and an estimate, to develop a solution that will allow the Missouri Safety Center (MSC) to track the placement and status of breath alcohol testing instruments. The database also allows the MSC to maintain a listing of certified SFST Instructors in the state. Creation of the database began during FY19 and will continue into FY21.</p> |
| REJIS | 21-M5OT-03-003 | DRE Sustainment and Enhance | \$44,014.68 | <p>This project provided for the proactive maintenance and upkeep of the DRE service by providing continued operational support for the DRE using the REJIS data center, operations and help desk staff. Funds provided applications and network staff to support issue resolution and fix/support any problems experienced with the system, provided users with "how to" or best practice question resolution to assure maximum benefit from the DRE service, and provide support to meet needs for addressing operational needs through changes and improvements to the service and infrastructure.</p> |

| | | | | |
|-------------------------------------|---------------------|--|----------------|--|
| Safe and Sober, Inc. | 21-M5TR-03-002 | Safe and Sober | \$345,000.00 | This project provided funding to support the Safe and Sober program in 239 schools statewide. This project covered program development fees, resource materials, travel expenses, print materials, supplies and admin costs. |
| University of MO Curators | 21-M5TR-03-003 | SMART, CHEERS, DRIVE SAF | \$340,000.00 | This project supported various programs within the SMART, CHEERS, DRIVE SAFE, DRIVE SMART project at and around several colleges throughout the state. There were 8,935 total users of SMART and 2 SMART live trainings were completed. 1 new CHEERS establishment was added to the program, totaling to 288 establishments utilizing the CHEERS program. This project covered personnel, support for the Meeting of The Minds Conf., travel expense, resource materials, and consultant services. |
| Highway Safety and Traffic Division | M5X-2021-03-00-00 | HSTD Statewide 405d Impaired Driving Mid | \$4,399,500.00 | This project is for a statewide effort to improve impaired driving programs. When needed, this account will be reduced to fund specific sub-recipient agreements. |
| Highway Safety and Traffic Division | 154AL-2021-AL-00-00 | HSTD Statewide 154AL Progra | \$6,825,000.00 | This project is for a statewide effort to improve impaired driving programs. When needed, this account will be reduced to fund specific sub-recipient agreements. |

| Motorcycle Safety | | | | |
|-------------------------------------|-----------------------|--|---------------------|---|
| Agency | Project Number | Title | Award Amount | Result |
| Springfield Police Dept. | 21-M9MA-12-002 | Civilian Motorcycle Safety Cour | \$12,230.00 | This project is for police officer motorcycle instructors to provide motorcycle training to current motorcycle endorsed civilians. Three courses were conducted during this FY. |
| Highway Safety and Traffic Division | M9MA-2021-12-00-00 | THSD-Statewide 405f Motorcycle Program | \$150,000.00 | This project is for a statewide effort to improve Motorcycle programs. When needed, this account will be reduced to fund specific sub-recipient agreements. |

| Non-motorized (Pedestrians and Bicyclist) | | | | |
|--|-----------------------|-----------------------------|---------------------|---|
| Agency | Project Number | Title | Award Amount | Result |
| MO Capitol Police | 21-PS-02-002 | Let's Ride at the Capitol | \$840.00 | This project is for a bike rodeo provided by the MO Capitol Police to educated children and families on the proper and safe way to wear bike helmets and to ride a bike. This event was held in the Fall of 2021. |
| Osage County Health Department | 21-PS-02-001 | bike safety in Osage County | \$8,040.00 | Due to staff turnover and lack of communication among the Osage County Health Department staff, this project was not executed, therefore no funding was expended for this bike safety program. |

Occupant Protection (Adult and Child Passenger Safety)

Enforcement - 405b Group

| Agency | Project Number | Title | Award Amount | Result |
|--|-----------------|---------------------------------|--------------|---|
| Arnold Police Dept. | 21-M2HVE-05-008 | Occupant Protection Enforcement | \$12,000.00 | <u>Citations</u> Seatbelt 3,957 Child Passenger Safety 62 |
| Ballwin Police Dept. | 21-M2HVE-05-009 | Occupant Protection Enforcement | \$3,500.00 | |
| Calverton Park Police Dept. | 21-M2HVE-05-010 | Occupant Protection Enforcement | \$2,700.00 | |
| Cape Girardeau County Sheriff's Office | 21-M2HVE-05-011 | Occupant Protection Enforcement | \$3,500.00 | |
| Creve Coeur Police Dept. | 21-M2HVE-05-012 | Occupant Protection Enforcement | \$3,000.00 | |
| Dexter Police Dept. | 21-M2HVE-05-014 | Occupant Protection Enforcement | \$9,000.00 | |
| Eureka Police Dept. | 21-M2HVE-05-015 | Occupant Protection Enforcement | \$6,500.00 | |
| Florissant Police Dept. | 21-M2HVE-05-017 | Occupant Protection Enforcement | \$7,500.00 | |
| Fredericktown Police Dept. | 21-M2HVE-05-018 | Occupant Protection Enforcement | \$3,000.00 | |
| Grandview Police Dept. | 21-M2HVE-05-001 | Occupant Protection Enforcement | \$8,000.00 | |
| Greene County Sheriff's Office | 21-M2HVE-05-003 | Occupant Protection Enforcement | \$11,000.00 | <u>Warnings</u> Seatbelt 1,075 Child Passenger Safety 3 Total Violations 19,334 Total Stops 12,799 Total Hours Worked 7,401 |
| Harrisonville Police Dept. | 21-M2HVE-05-002 | Occupant Protection Enforcement | \$3,750.00 | |
| Hazelwood Police Dept. | 21-M2HVE-05-019 | Occupant Protection Enforcement | \$13,000.00 | |
| Independence Police Dept. | 21-M2HVE-05-004 | Occupant Protection Enforcement | \$45,000.00 | |
| Jackson Police Dept. | 21-M2HVE-05-020 | Occupant Protection Enforcement | \$5,500.00 | |
| Jefferson County Sheriff's Office | 21-M2HVE-05-021 | Occupant Protection Enforcement | \$25,000.00 | |
| Kansas City MO Board of Police Commissioners | 21-M2HVE-05-005 | Occupant Protection Enforcement | \$30,000.00 | |
| Kirkwood Police Dept. | 21-M2HVE-05-022 | Occupant Protection Enforcement | \$10,000.00 | |
| Lake St. Louis Police Dept. | 21-M2HVE-05-023 | Occupant Protection Enforcement | \$4,500.00 | |
| Manchester Police Dept. | 21-M2HVE-05-024 | Occupant Protection Enforcement | \$5,000.00 | |
| Maryland Heights Police Dept. | 21-M2HVE-05-025 | Occupant Protection Enforcement | \$4,312.50 | |
| MO State Highway Patrol | 21-M2HVE-05-006 | Occupant Protection Enforcement | \$100,000.00 | |
| Olivette Police Dept. | 21-M2HVE-05-026 | Occupant Protection Enforcement | \$2,500.00 | |
| Pacific Police Dept. | 21-M2HVE-05-027 | Occupant Protection Enforcement | \$3,000.00 | |
| Pevely Police Dept. | 21-M2HVE-05-028 | Occupant Protection Enforcement | \$5,000.00 | |

| | | | | |
|--------------------------------|-----------------|---------------------------------|-------------|--|
| Platte County Sheriff's Office | 21-M2HVE-05-016 | Occupant Protection Enforcement | \$4,608.00 | Harrisonville PD project 21-M2HVE-05-002 was voided on 2/9/21 per the Chief of police citing personel staffing issues. |
| Rogersville Police Dept. | 21-M2HVE-05-007 | Occupant Protection | \$2,640.00 | |
| St. Charles City Police Dept. | 21-M2HVE-05-029 | Occupant Protection Enforcement | \$6,000.00 | |
| St. Louis County Police Dept. | 21-M2HVE-05-030 | Occupant Protection Enforcement | \$40,000.00 | |
| Webster Groves Police Dept. | 21-M2HVE-05-031 | Occupant Protection Enforcement | \$12,150.00 | |
| Wentzville Police Dept. | 21-M2HVE-05-032 | Occupant Protection Enforcement | \$8,000.00 | |
| Winfield Police Dept. | 21-M2HVE-05-033 | Occupant Protection Enforcement | \$2,000.00 | |

Non-Enforcement

| Agency | Project Number | Title | Award Amount | Result |
|-------------------------------------|----------------|-------------------------|--------------|--|
| Atchison County Health Dept. | 21-CR-05-003 | Safe Kids | \$5,440.60 | This funding was used to send employees of the Atchison County Health Dept. to CPS Tech. training to have a CPS Tech. on staff. Due to the COVID pandemic and time being taken from staff to address those concerns, the health dept. did not have any CPS events this fiscal year. |
| Christian County Ambulance District | 21-CR-05-002 | Car Seat Safety Program | \$2,141.82 | This funding was used to send employees of the Christian County Ambulance District to CPS Tech. training to have a CPS Tech. on staff. It was also used to purchase equipment for CPS events in the future. |
| DCCCA | 21-CP-09-001 | Boosters to Belts | \$47,500.00 | This funding was used to promote the Boosters to Belts Program to several counties in the Kansas City and surrounding areas. This program uses high school student volunteers to promote using proper booster seats and seat belts to younger children. Several high schools in the Western part of Missouri participated. |

| | | | | |
|-------------------------------------|-----------------|-------------------------------|-------------|--|
| Highway Safety and Traffic Division | 21-CR-05-004 | 402 Car Seat Distribution | \$80,000.00 | A supply of child safety seats were provided to Inspection Stations registered with NHTSA that are actively participating in the CPS Program, who have at least one CPS Technician on site and provide education about the proper installation of child safety seats to parents and/or care givers. |
| Highway Safety and Traffic Division | 21-CR-05-005 | CPS Program Activities Admini | \$30,000.00 | Provided reimbursement for CPS training expenses to include Instructor fees, conference rooms, conferences meals, hotels, meals and mileage for CPS Instructors to train new CPS Technicians in the State of Missouri. This project also was used to purchase the 2021 LATCH manuals and some car seats for the inspection stations statewide. |
| Highway Safety and Traffic Division | 21-CR-05-006 | CPS Program Training | \$80,000.00 | Provided reimbursement for CPS training expenses to include Instructor fees, conference rooms, conferences meals, hotels, meals and mileage for CPS Instructors to train new CPS Technicians in the State of Missouri as well as to recertify CPS techs. statewide. |
| Highway Safety and Traffic Division | 21-M2CSS-05-001 | 405b Car Seat Distribution | \$50,000.00 | A supply of child safety seats were provided to Inspection Stations registered with NHTSA that are actively participating in the CPS Program, who have at least one CPS Technician on site and provide education about the proper installation of child safety seats to parents and/or care givers. |

| | | | | |
|------------------------|-----------------|--------------------------------|--------------|--|
| Mercy Hospital | 21-CP-09-002 | Injury Prevention-Pedestrian & | \$30,100.00 | This project was used for pedestrian, CPS, and Teen educational events and campaigns. A distracted driving awareness video was developed and sent out statewide. It was also used to send staff to conferences and CPS events. |
| Missouri Safety Center | 21-M2CPS-05-001 | Survey of Child Passenger Safe | \$52,274.29 | This funding was used to update the Child Passenger Safety Seat Survey. This is done every 4 years in Missouri. |
| Missouri Safety Center | 21-M2HVE-05-013 | Survey-Teen (High School) Saf | \$75,000.18 | This contract was used to provide funding to complete the Teen (High School) safety belt survey. This includes the management to oversee the work, train the surveyors, and expenses to pay the surveyors time and expense to conduct the annual survey. |
| Missouri Safety Center | 21-M2HVE-05-034 | Enforcement-Occupant Protect | \$231,151.96 | This contract was used to provide funding for agencies to increase enforcement of the Seat Belt and Child Passenger Seat laws throughout the state during specific mobilizations dates |
| Missouri Safety Center | 21-M2HVE-05-035 | Statewide Safety Belt Survey | \$175,000.21 | This contract was used to provide funding to complete the statewide safety belt survey. This includes the management to oversee the work, train the surveyors, and expenses to pay the surveyors time and expense to conduct the annual survey. |

| | | | | |
|-------------------------------------|-------------------|-----------------------------|----------------|--|
| Perry County Health Department | 21-CR-05-001 | CPS Program Activities | \$13,689.61 | This funding was used to send employees of the Perry County Health Dept. to CPS Tech. training to have a CPS Tech. on staff. It was also used to purchase equipment needed for CPS events. |
| Highway Safety and Traffic Division | 21-M2CPS-05-003 | 2021 405b Low CPS Coordinat | \$65,000.00 | Project covered salary & benefits for the Child Passenger Safety Coordinator. Some salary also charged to P&A when not performing CPS duties. |
| Highway Safety and Traffic Division | M2X-2021-05-00-00 | THSD-Statewide 405b Low | \$1,312,500.00 | This project is for a statewide effort to improve occupant protection programs. When needed, this account will be reduced to fund specific sub-recipient agreements. |

Older Driver

| Agency | Project Number | Title | Award Amount | Result |
|---------------|-----------------------|--------------|---------------------|---------------|
|---------------|-----------------------|--------------|---------------------|---------------|

| | | | | |
|-------------------------------------|--------------|---------------------------------|-------------|---|
| Highway Safety and Traffic Division | 21-DE-02-004 | In-House Project for Mature Dri | \$1,500.00 | Development and printing costs of promotional materials; educational programs; travel expenses for speaking engagements or conferences; supplies for training programs or educational activities; etc. to increase awareness of safe driving habits among Missouri drivers over the age of 65. This project was set-up as an "as needed project"; however, the Fit to Drive book wasn't completed until the end of the contract period so the book was not able to be printed; therefore, no funds were disbursed. The printing of the Fit to Drive book will be completed during the FY22 contract period. |
| University of MO Curators | 21-DE-02-003 | Older Driver Program | \$49,140.00 | This project provided education to the older driver, specifically, those with impairments to vision, cognition or movement in an effort to decrease the number of injuries and fatalities each year. During the grant period, there were 8 presentations throughout the state. Additionally, there were 40 facilitators trained to present the material throughout the state. Not all funding was utilized due to the COVID-19 pandemic, as some sessions were not held to protect the safety of our partners and the community. |

| | | | | |
|------------------------------------|--------------|------------------------------------|--------------|---|
| Washington University in St. Louis | 21-DL-02-001 | Fitness to Drive Education & Tools | \$120,000.00 | <p>This project focused on decreasing serious injury and fatal crashes through initiatives that identify and educate Missouri's highest-risk drivers and those who care for them. The goals of the project activities were to expand and disseminate education and clinical tools to help healthcare providers systematically access and advise rehabilitation patients on ways to address their community mobility, either by returning to safe and active driving, or use of other non-driving resources and strategies to mitigate transportation disability among former drivers. The Fitness to Drive Education and Tools were made available on-line for clinicians to utilize to aid in determining fitness to drive safely. Also, there was funding available for workshops throughout the state to discuss fitness to drive and ways to improve safety in a vehicle; however, due to the COVID-19 pandemic, these workshops were held virtually to protect the safety of our partners and the community.</p> |
|------------------------------------|--------------|------------------------------------|--------------|---|

| | | | | |
|------------------------------------|--------------|---------------------------------|--------------|--|
| Washington University in St. Louis | 21-DL-02-002 | Rural Driving and Traffic Signs | \$150,000.00 | <p>This project focused on developing Traffic Sign Naming Test (TSNT) training materials and a plan implementing statewide. Also, this project provided funds for rural/small community road assessments and follow-up for participants, who desire to only drive in their local/close to home environments, which can assist clinicians in guiding the driving decision process for medically impaired older drivers. Funds were also utilized to investigate best practices for helping transportation alternatives for older drivers with dementia. The TSNT training material was printed and distributed to licensing offices throughout the state. Funding was available for conferences; however, due to the COVID-19 pandemic, some conferences were not held to protect the safety of our partners and the community.</p> |
|------------------------------------|--------------|---------------------------------|--------------|--|

| Planning & Administration | | | | |
|--------------------------------------|----------------|-------|--------------|--------|
| Agency | Project Number | Title | Award Amount | Result |

| | | | | |
|-------------------------------------|--------------|--------------------------------|--------------|---|
| Highway Safety and Traffic Division | 21-PA-02-001 | 2021 Planning & Administration | \$115,000.00 | Project covered numerous P&A costs including staff expense reports, phone bills, hotels for staff travel, printing, office supplies, and salaries when staff were performing other HS tasks not directly related to their specific coordination, such as work on the HSP, and Motorcycle, Ignition Interlock and Data Improvement time. |
|-------------------------------------|--------------|--------------------------------|--------------|---|

| <i>Railroad Safety</i> | | | | |
|-------------------------------|-----------------------|------------------------------|---------------------|--|
| Agency | Project Number | Title | Award Amount | Result |
| Missouri Operation Lifesaver | 21-RH-02-001 | Missouri Operation Lifesaver | \$15,000.00 | This project conducted safety presentations, Positive Enforcement Efforts, Officer on the Train programs, and Grade Crossing Collision Investigation courses across Missouri. Eight counties were targeted that have been identified as having the most highway-rail collision/trespass incidents and unsafe motorist actions for the past two years. These eight counties had 11 of all collisions and incidents, as well as, most of the fatalities and injuries. This project also included production support of a media campaign. |

| <i>Roadway Safety/Traffic Engineering</i> | | | | |
|--|-----------------------|--------------|---------------------|---------------|
| Agency | Project Number | Title | Award Amount | Result |

| | | | | |
|-------------------------------------|--------------|--------------------------------|-------------|---|
| Highway Safety and Traffic Division | 21-RS-11-001 | Traffic Engineering Assistance | \$60,000.00 | This project retained private consulting firms with expertise in traffic engineering to aid cities and counties with specific operational problems on their streets and highways. It provided for the retention of at least two consultants, which addressed local agency problems anywhere in the state without geographical limitations. This project did not provide for actual design in connection with the solution. It attempted to provide solutions to traffic problems. |
| Highway Safety and Traffic Division | 21-CP-09-010 | 2021 Blueprint Coordinator | \$25,000.00 | Project intent was to cover salary and benefits for the new Highway Safety Program Manager Coalition (formerly Blueprint) Coordinator. Position was to start July 1, 2021; however, position could not be filled until October 1, 2021 and therefore no expenditures in FY21. |
| University of MO Curators | 21-RS-11-002 | 2021 Blueprint Conference | \$20,000.00 | This project provided funding to support the annual Highway Safety and Traffic conference. There were 564 attendees (292 virtual and 272 in person). This project covered conference coordination, personnel and indirect costs. |

| | | | | |
|---------------------------|--------------|----------------------------|-------------|--|
| University of MO Curators | 21-EM-02-001 | Highway Emergency Response | \$78,750.00 | This project provided funding to improve the safety of Missouri first responders traveling to and returning from incidents, and improve the safety and survival outcomes for citizens involved in serious highway crashes and emergencies. Funding was utilized to deliver 27 classes that trained 504 emergency first responders. |
|---------------------------|--------------|----------------------------|-------------|--|

| Speed Management | | | | | |
|-----------------------------------|-----------------------|---------------------------|---------------------|---|------------|
| Enforcement - 402 Group | | | | | |
| Agency | Project Number | Title | Award Amount | Result | |
| Arnold Police Dept. | 21-PT-02-057 | HMV Enforcement | \$13,000.00 | <u>Citations</u> Speed 31,601 | |
| Ballwin Police Dept. | 21-PT-02-058 | HMV Enforcement | \$7,000.00 | | |
| Belton Police Dept. | 21-PT-02-001 | HMV Enforcement | \$9,975.00 | | |
| Blue Springs Police Dept. | 21-PT-02-002 | HMV Enforcement | \$11,636.00 | | |
| Bolivar Police Dept. | 21-PT-02-007 | HMV Enforcement | \$8,600.00 | | |
| Boone County Sheriff's Office | 21-PT-02-009 | Dedicated HMV Enforcement | \$48,651.60 | | |
| Boone County Sheriff's Office | 21-PT-02-008 | HMV Enforcement | \$20,442.00 | | |
| Branson Police Dept. | 21-PT-02-010 | HMV Enforcement | \$10,190.00 | | C&I 196 |
| Buchanan County Sheriff's Dept. | 21-PT-02-003 | HMV Enforcement | \$19,981.00 | | |
| Callaway County Sheriff's Office | 21-PT-02-011 | HMV Enforcement | \$6,000.00 | | |
| Calverton Park Police Dept. | 21-PT-02-059 | HMV Enforcement | \$3,844.00 | <u>Warnings</u> Speed 19,919 | |
| Camden County Sheriff's Office | 21-PT-02-014 | HMV Enforcement | \$7,000.00 | | |
| Cameron Police Dept. | 21-PT-02-004 | HMV Enforcement | \$11,000.00 | | |
| Cape Girardeau Police Dept. | 21-PT-02-060 | HMV Enforcement | \$17,500.00 | | |
| Cass County Sheriff's Office | 21-PT-02-005 | HMV Enforcement | \$7,400.00 | | |
| Chesterfield Police Dept. | 21-PT-02-061 | HMV Enforcement | \$10,000.00 | | |
| Chillicothe Police Dept. | 21-PT-02-006 | HMV Enforcement | \$16,222.00 | | C&I 280 |
| Christian County Sheriff's Office | 21-PT-02-017 | HMV Enforcement | \$5,283.66 | | |
| City of St. Louis Police Division | 21-PT-02-062 | HMV ENFORCEMENT | \$160,000.00 | | |

| | | | |
|-------------------------------------|--------------|----------------------------|--------------|
| Clay County Sheriff's Office | 21-PT-02-012 | HMV Enforcement | \$11,928.00 |
| Clayton Police Dept. | 21-PT-02-064 | HMV Enforcement | \$7,620.00 |
| Cole County Sheriff's Dept. | 21-PT-02-021 | HMV Enforcement | \$3,195.00 |
| Columbia Police Dept. | 21-PT-02-022 | Dedicated HMV Enforcement | \$147,363.20 |
| Columbia Police Dept. | 21-PT-02-098 | HMV Enforcement | \$15,000.00 |
| Cottleville Police Dept. | 21-PT-02-065 | HMV Enforcement | \$2,000.00 |
| Creve Coeur Police Dept. | 21-PT-02-066 | HMV Enforcement | \$5,800.00 |
| Crystal City Police Dept. | 21-PT-02-067 | HMV Enforcement | \$12,000.00 |
| Des Peres Dept. of Public Safety | 21-PT-02-072 | HMV Enforcement | \$3,000.00 |
| Ellisville Police Dept. | 21-PT-02-081 | HMV Enforcement | \$3,000.00 |
| Eureka Police Dept. | 21-PT-02-082 | HMV Enforcement | \$13,000.00 |
| Excelsior Springs Police Dept. | 21-PT-02-013 | HMV Enforcement | \$8,500.00 |
| Farmington Police Dept. | 21-PT-02-091 | HMV Enforcement | \$7,750.00 |
| Festus Police Dept. | 21-PT-02-092 | HMV Enforcement | \$28,000.00 |
| Florissant Police Dept. | 21-PT-02-094 | HMV Enforcement | \$15,000.00 |
| Franklin County Sheriff's Office | 21-PT-02-023 | HMV Enforcement | \$33,800.00 |
| Gladstone Dept. of Public Safety | 21-PT-02-015 | HMV Enforcement | \$8,000.00 |
| Glendale Police Dept. | 21-PT-02-095 | HMV Enforcement | \$5,500.00 |
| Grain Valley Police Dept. | 21-PT-02-016 | HMV Enforcement | \$2,240.00 |
| Grandview Police Dept. | 21-PT-02-018 | HMV Enforcement | \$14,625.00 |
| Greene County Sheriff's Office | 21-PT-02-024 | HMV Enforcement | \$102,140.00 |
| Greene County Sheriff's Office | 21-PT-02-025 | Dedicated HMV Enforcement | \$37,110.00 |
| Greenwood Police Dept. | 21-PT-02-019 | HMV Enforcement | \$4,000.00 |
| Harrisonville Police Dept. | 21-PT-02-020 | HMV Enforcement | \$2,250.00 |
| Hazelwood Police Dept. | 21-PT-02-100 | HMV Enforcement | \$45,500.00 |
| Henry County Sheriff's Office | 21-PT-02-026 | HMV Enforcement | \$20,000.00 |
| Highway Safety and Traffic Division | 21-PT-02-027 | Hazardous Moving Violation | \$67,000.00 |
| Hollister Police Dept. | 21-PT-02-028 | HMV Enforcement | \$3,000.00 |
| Houston Police Dept. | 21-PT-02-101 | HMV Enforcement | \$3,000.00 |
| Howell County Sheriff's Dept. | 21-PT-02-102 | HMV Enforcement | \$6,611.00 |
| Independence Police Dept. | 21-PT-02-035 | HMV Enforcement | \$258,424.50 |
| Jackson County Sheriff's Office | 21-PT-02-037 | HMV Enforcement | \$19,800.00 |
| Jackson Police Dept. | 21-PT-02-103 | HMV Enforcement | \$4,800.00 |

Total HMV
97,298

Total HMV Warning
31,962

Total Hours Worked
43,391

New Haven PD: Agency had manpower problems but multiple attempts to contact agency went unanswered.

Ralls County SO: Application was written by deputy in Department. After contract was issued, he turned the project over to his supervisor who did nothing with it. Attempts to contact supervisor went unanswered.

Washington County SO: Agency experienced manpower issues and was unable to be contacted.

| | | | |
|--|--------------|----------------------------|--------------|
| Jasper County Sheriff's Office | 21-PT-02-029 | HMV Enforcement | \$11,600.00 |
| Jefferson City Police Dept. | 21-PT-02-030 | HMV Enforcement | \$39,077.00 |
| Jefferson County Sheriff's Office | 21-PT-02-104 | HMV Enforcement | \$171,500.00 |
| Johnson County Sheriff's Dept. | 21-PT-02-034 | HMV Enforcement | \$5,700.00 |
| Joplin Police Dept. | 21-PT-02-031 | HMV Enforcement | \$27,000.00 |
| Kansas City MO Board of Police Commissioners | 21-PT-02-038 | HMV Enforcement | \$210,828.75 |
| Kearney Police Dept. | 21-PT-02-039 | HMV enforcement | \$3,800.00 |
| Kirkwood Police Dept. | 21-PT-02-105 | HMV Enforcement | \$11,000.00 |
| Lake St. Louis Police Dept. | 21-PT-02-106 | HMV Enforcement | \$7,000.00 |
| Lawrence County Sheriff's Dept. | 21-PT-02-032 | HMV Enforcement | \$7,250.00 |
| Lee's Summit Police Dept. | 21-PT-02-083 | HMV Enforcement | \$45,700.00 |
| Liberty Police Dept. | 21-PT-02-084 | HMV Enforcement | \$12,300.00 |
| Licking Police Dept. | 21-PT-02-107 | HMV Enforcement | \$3,456.00 |
| Lincoln County Sheriff's Office | 21-PT-02-108 | HMV Enforcement | \$12,000.00 |
| Livingston County Sheriff's Dept. | 21-PT-02-085 | HMV Enforcement | \$6,214.00 |
| Macon Police Dept. | 21-PT-02-109 | HMV Enforcement | \$4,000.00 |
| Malden Police Dept. | 21-PT-02-110 | HMV Enforcement | \$3,000.00 |
| Manchester Police Dept. | 21-PT-02-111 | HMV Enforcement | \$8,500.00 |
| Marshall Police Dept. | 21-PT-02-086 | HMV Enforcement | \$7,292.00 |
| Maryland Heights Police Dept. | 21-PT-02-112 | HMV Enforcement | \$5,750.00 |
| Miller County Sheriff's Office | 21-PT-02-033 | HMV Enforcement | \$8,388.00 |
| MO State Highway Patrol | 21-PT-02-063 | HMV Enforcement - Aircraft | \$100,000.00 |
| MO State Highway Patrol | 21-PT-02-036 | HMV Enforcement | \$213,000.00 |
| Mountain View Police Dept. | 21-PT-02-113 | HMV Enforcement | \$2,500.00 |
| Neosho Police Dept. | 21-PT-02-040 | HMV Enforcement | \$7,100.00 |
| Nevada Police Dept. | 21-PT-02-041 | HMV Enforcement | \$6,400.00 |
| New Haven Police Dept. | 21-PT-02-114 | HMV Enforcement | \$3,000.00 |
| Newton County Sheriff's Office | 21-PT-02-045 | HMV Enforcement | \$9,676.00 |
| Nixa Police Dept. | 21-PT-02-046 | HMV Enforcement | \$6,500.00 |
| O'Fallon Police Dept. | 21-PT-02-115 | HMV Enforcement | \$25,000.00 |
| Olivette Police Dept. | 21-PT-02-116 | HMV Enforcement | \$9,321.00 |
| Oronogo Police Department | 21-PT-02-050 | HMV Enforcement | \$4,000.00 |
| Osage Beach Police Department | 21-PT-02-051 | HMV Enforcement | \$4,800.00 |

| | | | |
|--------------------------------------|--------------|------------------------------|--------------|
| Overland Police Dept. | 21-PT-02-117 | HMV Enforcement | \$8,000.00 |
| Ozark Police Dept. | 21-PT-02-052 | HMV Enforcement | \$3,600.00 |
| Pettis County Sheriff's Office | 21-PT-02-087 | HMV Enforcement | \$6,000.00 |
| Pevely Police Dept. | 21-PT-02-118 | HMV Enforcement | \$9,800.00 |
| Phelps County Sheriff's Dept. | 21-PT-02-053 | Hazardous Moving Enforcement | \$5,000.00 |
| Platte County Sheriff's Office | 21-PT-02-088 | HMV Enforcement | \$34,873.50 |
| Platte County Sheriff's Office | 21-PT-02-089 | Dedicated HMV Enforcement | \$28,000.00 |
| Pleasant Hill Police Dept. | 21-PT-02-090 | HMV Enforcement | \$4,000.00 |
| Pleasant Valley Police Dept | 21-PT-02-042 | HMV Enforcement | \$4,313.00 |
| Potosi Police Dept. | 21-PT-02-054 | HMV Enforcement | \$6,000.00 |
| Pulaski County Sheriff's Office | 21-PT-02-055 | HMV Enforcement | \$5,285.00 |
| Ralls County Sheriff's Office | 21-PT-02-119 | HMV Enforcement | \$3,000.00 |
| Raymore Police Dept. | 21-PT-02-049 | HMV Enforcement | \$6,000.00 |
| Raytown Police Dept. | 21-PT-02-043 | HMV Enforcement | \$3,750.00 |
| Republic Police Dept. | 21-PT-02-056 | HMV Enforcement | \$3,000.00 |
| Richmond Heights Police Dept. | 21-PT-02-120 | HMV Enforcement | \$17,292.00 |
| Ripley County Sheriff's Dept. | 21-PT-02-121 | HMV Enforcement | \$6,224.00 |
| Rock Hill Police Dept. | 21-PT-02-122 | HMV Enforcement | \$3,000.00 |
| Rogersville Police Dept. | 21-PT-02-099 | HMV Enforcement | \$3,690.00 |
| Rolla Police Dept. | 21-PT-02-068 | HMV Enforcement | \$12,000.00 |
| Sedalia Police Dept. | 21-PT-02-048 | HMV Enforcement | \$18,196.00 |
| Shrewsbury Police Dept. | 21-PT-02-123 | HMV Enforcement | \$8,550.00 |
| Smithville Police Dept. | 21-PT-02-047 | HMV Enforcement | \$7,711.00 |
| Sparta Police Dept. | 21-PT-02-093 | HMV Enforcement | \$3,000.00 |
| Springfield Police Dept. | 21-PT-02-069 | HMV Enforcement | \$78,870.00 |
| Springfield Police Dept. | 21-PT-02-070 | Pedestrian HMV Enforcement | \$21,120.00 |
| St. Charles City Police Dept. | 21-PT-02-124 | HMV Enforcement | \$17,000.00 |
| St. Charles County Police Department | 21-PT-02-125 | HMV Enforcement | \$13,000.00 |
| St. Clair County Sheriff's Office | 21-PT-02-071 | HMV Enforcement | \$4,000.00 |
| St. Clair Police Dept. | 21-PT-02-126 | HMV Enforcement | \$6,869.80 |
| St. John Police Dept. | 21-PT-02-127 | HMV ENFORCEMENT | \$9,000.00 |
| St. Joseph Police Dept. | 21-PT-02-044 | HMV Enforcement | \$8,832.00 |
| St. Louis County Police Dept. | 21-PT-02-128 | Dedicated HMV Enforcement | \$435,074.12 |

| | | | |
|------------------------------------|--------------|-----------------|-------------|
| St. Peters Police Dept. | 21-PT-02-129 | HMV Enforcement | \$26,000.00 |
| St. Robert Police Dept. | 21-PT-02-073 | HMV Enforcement | \$3,750.00 |
| Stone County Sheriff's Office | 21-PT-02-074 | HMV Enforcement | \$6,000.00 |
| Town & Country Police Dept. | 21-PT-02-130 | HMV Enforcement | \$7,500.00 |
| Troy Police Dept. | 21-PT-02-131 | HMV Enforcement | \$9,750.00 |
| Union Police Dept. | 21-PT-02-132 | HMV Enforcement | \$11,000.00 |
| University City Police Dept. | 21-PT-02-133 | HMV Enforcement | \$4,000.00 |
| Van Buren Police Dept. | 21-PT-02-134 | HMV Enforcement | \$2,500.00 |
| Vernon County Sheriff's Office | 21-PT-02-075 | HMV Enforcement | \$2,300.00 |
| Vinita Park (City of Vinita Park) | 21-PT-02-135 | HMV Enforcement | \$8,000.00 |
| Washington County Sheriff's Office | 21-PT-02-076 | HMV Enforcement | \$2,000.00 |
| Washington Police Dept. | 21-PT-02-077 | HMV Enforcement | \$8,500.00 |
| Wayne County Sheriff's Office | 21-PT-02-136 | HMV Enforcement | \$10,500.00 |
| Waynesville Police Dept. | 21-PT-02-078 | HMV Enforcement | \$11,948.00 |
| Webb City Police Dept. | 21-PT-02-079 | HMV Enforcement | \$22,448.00 |
| Webster County Sheriff's Office | 21-PT-02-080 | HMV Enforcement | \$8,400.00 |
| Webster Groves Police Dept. | 21-PT-02-137 | HMV Enforcement | \$9,558.00 |
| Wentzville Police Dept. | 21-PT-02-138 | HMV Enforcement | \$9,000.00 |
| West Plains Police Dept. | 21-PT-02-139 | HMV Enforcement | \$8,200.00 |
| Winfield Police Dept. | 21-PT-02-140 | HMV Enforcement | \$3,000.00 |

Non-Enforcement

| Agency | Project Number | Title | Award Amount | Result |
|-------------------------------------|----------------|------------------------|--------------|---|
| Highway Safety and Traffic Division | 21-PT-02-142 | 2021 Letsac Conference | \$47,000.00 | This project is used to fund the annual LETSAC training conference. It provides funding for the annual Highway Safety Calendar, speakers for the conference, hotel expense, and other miscellaneous expenses. |

| | | | | |
|-------------------------------------|--------------|-------------------------------|--------------|--|
| Highway Safety and Traffic Division | 21-RS-11-003 | 2021 402 Operations | \$127,000.00 | Project covered a number of Highway Safety-related activities including speaker fees for conferences, TOPS/Officer Roadside Safety, public opinion survey, enhancements to the grant management system, membership dues including GHSA and ATSIP, and to assist outside partners to attend various highway safety-related conferences. |
| Missouri Police Chiefs Association | 21-PT-02-143 | LETSAC 2021 | \$42,000.00 | This project also covers expenses for the annual LETSAC training conference. It provides funding for speakers, hotel expense, AV expense, and banquet expense at the conference. There were 220 delegates in attendance and 14 classes held during the conference. |
| Missouri Police Chiefs Association | 21-PT-02-147 | LE Driving 2021 | \$35,528.00 | This project provided funding for Emergency Vehicle Operations training for law enforcement officers in Missouri, which provided valuable information to enhance services and skills to promote driving safety in the field. The program provided virtual training for 21 agencies and a total of 188 officers. |
| Missouri Safety Center | 21-DE-02-002 | Instructor Development Course | \$21,390.00 | This was a new project that funded 24 students which educated the students on how to teach a wide variety of safety related topics and law enforcement type curricula. There were 2 classes held with a total of 18 law enforcement officers attending the course. |

| | | | | |
|------------------------------------|--------------|-----------------------------|-------------|---|
| Missouri Safety Center | 21-DE-02-001 | Driver Instructor Course | \$10,695.00 | This was a new project that funded 12 students, selected from law enforcement departments throughout the state, to educate the students on how to teach driver training curricula to be utilized by other agencies in the state to train their own officers on driving safety. There were 2 classes held with a total of 10 law enforcement officers attending the course. |
| Missouri Safety Center | 21-PT-02-141 | OP & Speed LE Liaison (LEL) | \$80,000.00 | This project was used to provide funding for our Law Enforcement Liaisons to work with local agencies to encourage their participation in our various mobilizations and grant opportunities. |
| Missouri Southern State University | 21-PT-02-146 | Law Enforcement Training | \$34,500.00 | The primary objectives of traffic enforcement training are to raise awareness of traffic safety, improve recognition of traffic-related offenses, execution of highway safety operations and enforcement of traffic-related offenses. Funding was used to provide two Beyond the Ticket classes, two High Risk Vehicle Stops classes, two Missouri Motor Vehicle Law classes, two Vehicle Search and Seizure classes, two Marijuana Minutes class, and one Emergency Vehicle Operations class; reaching approximately 132 law enforcement officers. |

| | | | | |
|-------------------------|--------------|--------------------------------|-------------|---|
| MO State Highway Patrol | 21-AI-04-001 | Accident Invest/Training/Recon | \$71,672.00 | <p>This project provided funding for tuition support, instructor development support and educational/equipment supplies and instructional materials to Missouri peace officers for law enforcement training related to traffic safety. Funding assisted in providing for 7 different crash investigation schools, allowing 101 students to attend these schools. Additional funding was available for more classes; however, due to the COVID-19 pandemic, some classes were not held to protect the safety of our partners and the community.</p> |
| MO State Highway Patrol | 21-PT-02-145 | Skill Development | \$25,000.00 | <p>This project was a critical part of the Patrol's ongoing commitment to address traffic safety issues using information from relevant, current and ongoing specialized training and conferences. Troopers and/or Patrol employees were able to attend conferences such as LETSAC, IACP Conference and the MoDOT Blueprint Conference, among others. Additional funding was available for more conferences/trainings; however, due to the COVID-19 pandemic, some conferences/trainings were not held to protect the safety of our partners and the community.</p> |

| | | | | |
|-------------------------------------|------------------|---------------------------------|----------------|---|
| MO State Highway Patrol | 21-PT-02-144 | Radar/EVOC Instruc Dev & Equ | \$70,037.60 | This project provided funding for tuition support, instructor development support and educational/equipment supplies and instructional materials to Missouri peace officers for law enforcement training related to traffic safety. Funding assisted in providing for 9 different Radar and EVOC schools, allowing 172 students to attend these schools. Funds were also used to purchase reflective vests for the recruit class. Additional funding was available for more classes; however, due to the COVID-19 pandemic, some classes were not held to protect the safety of our partners and the community. |
| Highway Safety and Traffic Division | 21-PT-02-096 | 2021 Police Traffic Services Cd | \$300,000.00 | This project covered staff salaries for three law enforcement program managers. |
| Highway Safety and Traffic Division | PT-2021-02-00-00 | THSD-Statewide PTS | \$5,625,000.00 | This project is for a statewide effort to improve police traffic services programs. When needed, this account will be reduced to fund specific sub-recipient agreements. |

| Traffic Records | | | | |
|------------------------|-----------------------|--------------|---------------------|---------------|
| Agency | Project Number | Title | Award Amount | Result |

| | | | | |
|--|----------------|----------------------------------|-------------|---|
| Highway Safety and Traffic Division | 21-M3DA-04-001 | Traffic Records Data Improvement | \$70,000.00 | This project retained private consulting firms with expertise in traffic engineering to aid cities and counties with specific operational problems on their streets and highways. It provided for the retention of at least two consultants, which addressed local agency problems anywhere in the state without geographical limitations. This project did not provide for actual design in connection with the solution. It attempted to provide solutions to traffic problems. |
| Missouri Safety Center | 21-PT-02-097 | Driver Improvement Program (DIP) | \$56,054.76 | Managed all DIP approved providers and instructors, performed compliance audits, maintained an up-to-date list of approved program providers and surveyed all approved providers. The number of permanent site providers remained at 18. The number of on-line providers increased from 20 to 21. |
| MO Dept. of Health and Senior Services | 21-M3DA-04-002 | EMS NEMSIS 3 Sustainability | \$27,159.04 | Funding allowed DHSS to have full synchronization between the Image Trend License and Elite software application. As of October of 2021, over 1.3 million electronic patient care reports have been submitted to NEMSIS for FY21. As of September 17, 2021, 100% of Missouri EMS agencies are submitting their patient care reports to NEMSIS. |

| | | | | |
|--------------------------------------|--------------------|----------------------------------|----------------|--|
| MO State Highway Patrol | 21-M3DA-04-003 | Statewide Traffic Accident Recd | \$403,822.06 | The total number of crash reports encoded or processed into STARS was 179,335. A total of 1,468 overtime hours were expended processing 19,328 crash reports. 319 Coronor kits were distributed. |
| MO State Highway Patrol | 21-M3DA-04-004 | STARS and FARS Support | \$163,599.80 | Funds were expended on contract consultants completing three milestones relating to STARS Enhancements. |
| MO State Highway Patrol | 21-M3DA-04-005 | Predictive Analytical Crash Proj | \$181,900.00 | Funding has allowed the system to be pushed out to MSHP personnel for use. |
| Office of State Courts Administrator | 21-M3DA-04-006 | JIS/Show Me Courts Reporting | \$246,172.00 | During grant period, management analysts monitored 115 State Courts and 576 municipal divisions using the statewide case management system. |
| Office of State Courts Administrator | 21-M3DA-04-007 | Show Me Court Implementation | \$216,099.06 | During grant period, Show Me Courts (SMC) was deployed to 90 standalone municipal divisions (including divisions who previously used JIS). In total, 576 of 627 municipal divisions have implemented SMC (92% complete). |
| REJIS | 21-M3DA-04-008 | LETS Sustainment and Enhanc | \$191,244.08 | In calendar year 2018, over 76,015 crash reports were entered into LETS by 243 agencies. |
| Highway Safety and Traffic Division | M3DA-2021-04-00-00 | THSD-Statewide 405c Data Program | \$2,500,000.00 | This project is for a statewide effort to improve Traffic Records Data programs. When needed, this account will be reduced to fund specific sub-recipient agreements. |

Young Driver

| Agency | Project Number | Title | Award Amount | Result |
|---------------------------------------|----------------|-------------------------------|--------------|--|
| B.R.A.K.E.S.- Put On The Brakes, Inc. | 21-CP-09-003 | B.R.A.K.E.S. Put On The Brake | \$60,000.00 | This project funded two Teen Defensive Driving and Pro-Active Driver's Trainings at the following locations: Missouri State Highway Patrol, EVOC Center - Jefferson City, MO and Manheim St. Louis - Bridgeton, MO. The two events trained 340 teens and 324 parents. This project covered equipment, instructor fees, travel fees, and supplies. |
| Cape Girardeau Safe Communities | 21-CP-09-004 | Safe Communities / TRACTION | \$445,000.00 | This project provided funding for two TRACTION trainings (Cape Girardeau and Columbia), a CPS certification course. 172 people from 16 high schools throughout the state attended TRACTION. This project funded personnel, travel expenses, lodging, meals, office supplies, print materials, and meeting rooms. |
| Highway Safety and Traffic Division | 21-CP-09-009 | Teen Driving Programs | \$38,000.00 | This project provided funding to support the Polk County Health Dept highway safety initiatives for the high schools in their area - supplies and fatal vision goggles were purchased to complete monthly highway safety events. This project also provided funding to cover some of the speaker fees for the Highway Safety and Traffic Conference. No roadwise books were purchased this FY. |

| | | | | |
|---|---------------|---------------------------------|-------------|--|
| Missouri's Youth Adult Alliance (MO ACT) | 21-CP-09-005 | Missouri SADD | \$82,500.00 | Project covered personnel, resource materials, program development fees, operational expenses, and equipment. ACT Missouri conducted numerous trainings and support opportunities to connect local leaders of SADD chapters, created a SADD chapter recognition programs and much more. |
| Regional Emergency Medical Services Authority | 21-TSP-14-001 | Docudrama Program | \$15,000.00 | This project was not completed due to a lack of resources due to COVID. |
| St. Joseph Safety & Health Council | 21-SA-09-001 | Traffic Safety Task Force Proje | \$50,000.00 | This project funded two summer driver's education courses training 90 teens, one teen driver permit academy, various events for elementary aged children including bicucle safety, Safety Town and Safety Acres (farm safety event for children). This project covered personnel, educational materials, resource materials,travel expenses, and operational expenses. |
| The Alliance of Southwest Missouri | 21-CP-09-007 | Safe Kids Driver's Education | \$19,180.00 | This project provided support for the Alliance's driver's education program and defensive driving classes. 101 students completed the driver's education course and 71 students completed the defensive driving course. This project provided funding for a driver's education vehicle (50% match), personnel, operational expenses and equipment. |

| | | | | |
|-------------------------------------|---------------|-------------------------------|--------------|---|
| University of MO Curators | 21-CP-09-008 | ThinkFirst Missouri | \$490,000.00 | This project supported various programs within ThinkFirst. A total of 13,471 Missouri students received traffic safety education from the ThinkFirst traffic safety assembly program (Columbia and Kansas City Region) via 161 presentations. A total of 51 First Impact presentations were delivered, reaching 527 783 parents and teens. This project covered speaker fees, personnel, program development fees, travel expenses, equipment and operational expenses. |
| Highway Safety and Traffic Division | 21-TSP-14-002 | 2021 402 Young Driver Coordin | \$96,000.00 | Project covered salary and fringes for the Young/Teen Driver Coordinator. Some salary also charged to P&A when not performing young/teen driver functions. |

| <i>Distracted - Drowsy</i> | | | | |
|-----------------------------------|-----------------------|--------------------------------|---------------------|--|
| Agency | Project Number | Title | Award Amount | Result |
| Peers Foundation | 21-CP-09-006 | Teen Distracted Driving Preven | \$65,000.00 | This project was never executed and several attempts at communication were made with no success. |

| | | | | |
|-------------------|--------------|---------------------------|-------------|--|
| TYREDD | 21-SA-09-002 | TYREDD Education | \$53,000.00 | This project provided funding for speaker fees, operational expenses, program development fees, and resource materials. TyREDD completed a total of 52 drowsy driving presentations to various high school and community groups. |
| UNITE Corporation | 21-CP-09-011 | Arrive Alive - Unite Corp | \$16,500.00 | This project provided funding to support 6 Arrive Alive Distracted Driving events throughout high schools across the state. |

**Appendix D
FISCAL YEAR 2021 TRAINING REPORT**

Report illustrates all training courses conducted and funded using Highway Safety Grant funding during the fiscal year and the agencies that attended

| Course | Training Provider | Course Hours | Number Participants | CEU Hours | Agency Types Trained |
|------------------------------|------------------------------------|--------------|---------------------|-----------|--|
| Advanced Crash Investigation | MSHP Law Enforcement Academy | 80 | 31 | 48 | MSHP, Police, Sheriff, |
| ARIDE | MOPS | 1 | 46 | 1 | MSHP, Non-Profit, Other, Police, Sheriff, Prosecuting Attorney, School District, |
| ARIDE | MSHP Law Enforcement Academy | 16 | 18 | 34 | MSHP, Police, |
| ARIDE | MSHP Law Enforcement Academy | 16 | 14 | 16 | MSHP, Police, Sheriff, |
| ARIDE | MSHP Law Enforcement Academy | 16 | 10 | 16 | MSHP, Police, Sheriff, |
| ARIDE | MSHP Law Enforcement Academy | 16 | 15 | 16 | MSHP, Other, |
| ARIDE | MOPS | 16 | 21 | 16 | MSHP, Police, Sheriff, |
| ARIDE | MSC | 16 | 15 | 0 | MSHP, Police, Sheriff, |
| ARIDE | MOPS | 16 | 16 | 16 | MSHP, Police, Sheriff, |
| ARIDE | MOPS | 16 | 13 | 16 | MSHP, Police, Sheriff, |
| ARIDE | Missouri Southern State University | 16 | 11 | 16 | MSHP, Police, Sheriff, |
| ARIDE | MOPS | 16 | 16 | 16 | MSHP, Police, Sheriff, |
| ARIDE | MOPS | 16 | 14 | 16 | MSHP, |
| ARIDE | MSC | 16 | 18 | 0 | MSHP, Police, Sheriff, University, |
| ARIDE | MSC | 16 | 15 | 0 | Police, |
| ARIDE | MOPS | 16 | 24 | 16 | MSHP, Police, Sheriff, Prosecuting Attorney, Park Rangers, |
| ARIDE | MOPS | 16 | 15 | 16 | MSHP, Police, Park Rangers, |
| BAC Type II Supervisor | MSHP Law Enforcement Academy | 44 | 6 | 44 | MSHP, |
| BAC Type II Supervisor | MSC | 36 | 12 | 0 | Police, Park Rangers, |
| BAC Type II Supervisor | MSC | 36 | 9 | 0 | Police, Park Rangers, |
| BAC Type II Supervisor | MSC | 36 | 11 | 0 | MSHP, Police, Sheriff, |
| BAC Type II Supervisor | MSC | 36 | 11 | 0 | MSHP, Police, |
| BAC Type II Supervisor | MSC | 36 | 8 | 0 | Other, Police, Sheriff, |
| BAC Type II Supervisor Lab | MSC | 8 | 3 | 0 | Police, Sheriff, |
| BAC Type II Supervisor Lab | MSC | 8 | 1 | 0 | Police, |
| BAC Type II Supervisor Lab | MSC | 8 | 4 | 0 | Police, Sheriff, |
| BAC Type II Supervisor Lab | MSC | 8 | 2 | 0 | Other, |
| BAC Type II Supervisor Lab | MSC | 8 | 6 | 0 | Police, |
| BAC Type II Supervisor Lab | MSC | 8 | 9 | 0 | Police, Sheriff, |
| BAC Type II Supervisor Lab | MSC | 8 | 3 | 0 | MSHP, Police, |

| | | | | | |
|----------------------------|------------------------------|----|----|---|--------------------------------|
| BAC Type II Supervisor Lab | MSC | 8 | 4 | 0 | Police, Sheriff, |
| BAC Type II Supervisor Lab | MSC | 8 | 5 | 0 | Police, Sheriff, |
| BAC Type II Supervisor Lab | MSC | 8 | 4 | 0 | MSHP, Police, Sheriff, |
| BAC Type II Supervisor Lab | MSC | 8 | 1 | 0 | Police, |
| BAC Type II Supervisor Lab | MSC | 8 | 7 | 0 | Police, Park Rangers, |
| BAC Type II Supervisor Lab | MSC | 8 | 2 | 0 | Police, |
| BAC Type II Supervisor Lab | MSC | 8 | 1 | 0 | Police, |
| BAC Type II Supervisor Lab | MSC | 8 | 2 | 0 | Police, |
| BAC Type II Supervisor Lab | MSC | 8 | 6 | 0 | Police, |
| BAC Type II Supervisor Lab | MSC | 8 | 5 | 0 | Police, Park Rangers, |
| BAC Type II Supervisor Lab | MSC | 8 | 5 | 0 | Police, |
| BAC Type III Operator | MSC | 4 | 6 | 0 | Police, |
| BAC Type III Operator | MSC | 4 | 11 | 0 | Police, Sheriff, |
| BAC Type III Operator | MSHP Law Enforcement Academy | 59 | 31 | 0 | MSHP, |
| BAC Type III Operator | MSC | 4 | 15 | 0 | Police, Sheriff, |
| BAC Type III Operator | MSC | 4 | 13 | 0 | Police, Sheriff, |
| BAC Type III Operator | MSC | 4 | 9 | 0 | Sheriff, |
| BAC Type III Operator | MSC | 4 | 10 | 0 | Police, |
| BAC Type III Operator | MSC | 4 | 11 | 0 | Police, Sheriff, Park Rangers, |
| BAC Type III Operator | MSC | 4 | 14 | 0 | Police, Sheriff, |
| BAC Type III Operator | MSC | 4 | 12 | 0 | Police, Sheriff, |
| BAC Type III Operator | MSC | 4 | 10 | 0 | Police, Sheriff, |
| BAC Type III Operator | MSC | 4 | 8 | 0 | Police, Sheriff, |
| BAC Type III Operator | MSC | 4 | 12 | 0 | Sheriff, |
| BAC Type III Operator | MSC | 4 | 13 | 0 | Police, Sheriff, |
| BAC Type III Operator Lab | MSC | 4 | 6 | 0 | Police, |
| BAC Type III Operator Lab | MSC | 4 | 10 | 0 | Police, Sheriff, |
| BAC Type III Operator Lab | MSC | 4 | 11 | 0 | Police, Sheriff, |
| BAC Type III Operator Lab | MSC | 4 | 10 | 0 | Police, |
| BAC Type III Operator Lab | MSC | 4 | 3 | 0 | Sheriff, |

| | | | | | |
|---------------------------|------------------------------------|----|----|----|--------------------------------|
| BAC Type III Operator Lab | MSC | 4 | 13 | 0 | Police, Sheriff, |
| BAC Type III Operator Lab | MSC | 4 | 9 | 0 | Sheriff, |
| BAC Type III Operator Lab | MSC | 4 | 10 | 0 | Police, |
| BAC Type III Operator Lab | MSC | 4 | 6 | 0 | Police, Sheriff, Park Rangers, |
| BAC Type III Operator Lab | MSC | 4 | 5 | 0 | Police, Sheriff, |
| BAC Type III Operator Lab | MSC | 4 | 14 | 0 | Police, Sheriff, |
| BAC Type III Operator Lab | MSC | 4 | 8 | 0 | Police, Sheriff, |
| BAC Type III Operator Lab | MSC | 4 | 2 | 0 | Police, Sheriff, |
| BAC Type III Operator Lab | MSC | 4 | 3 | 0 | Police, |
| BAC Type III Operator Lab | MSC | 4 | 6 | 0 | Police, |
| BAC Type III Operator Lab | MSC | 4 | 1 | 0 | Police, |
| BAC Type III Operator Lab | MSC | 4 | 3 | 0 | Police, Sheriff, |
| BAC Type III Operator Lab | MSC | 4 | 4 | 0 | Police, |
| BAC Type III Operator Lab | MSC | 4 | 3 | 0 | Police, |
| BAC Type III Operator Lab | MSC | 4 | 1 | 0 | Police, |
| BAC Type III Operator Lab | MSC | 4 | 3 | 0 | Police, Sheriff, |
| BAC Type III Operator Lab | MSC | 4 | 3 | 0 | Police, |
| BAC Type III Operator Lab | MSC | 4 | 13 | 0 | Sheriff, |
| BAC Type III Operator Lab | MSC | 4 | 13 | 0 | Police, Sheriff, |
| Basic Crash Investigation | MSHP Law Enforcement Academy | 36 | 20 | 31 | Police, Sheriff, |
| Beyond the Ticket | Missouri Southern State University | 8 | 7 | 8 | Police, Sheriff, |
| Beyond the Ticket | Missouri Southern State University | 8 | 24 | 8 | MSHP, Police, Sheriff, |
| Cops In Court | MOPS | 3 | 16 | 3 | Sheriff, Park Rangers, |
| Cops In Court | MOPS | 3 | 13 | 3 | Sheriff, |
| Cops In Court | MOPS | 3 | 22 | 3 | Police, Sheriff, |
| Cops In Court | MOPS | 3 | 22 | 3 | MSHP, Police, Sheriff, |
| Cops In Court | MOPS | 3 | 14 | 3 | Police, |
| Crash Investigation I | MSHP Law Enforcement Academy | 52 | 31 | 0 | MSHP, |
| Crash Investigation III | MSHP Law Enforcement Academy | 24 | 22 | 24 | MSHP, Police, |
| Crash Reconstruction | MSHP Law Enforcement Academy | 80 | 26 | 80 | MSHP, Police, |
| Crash Reconstruction | MSHP Law Enforcement Academy | 18 | 8 | 17 | MSHP, Police, |
| DRE Training | MSHP Law Enforcement Academy | 80 | 8 | 72 | MSHP, Other, Police, Sheriff, |

| | | | | | |
|---|------------------------------------|------|-----|------|--|
| DRE Training | MSHP Law Enforcement Academy | 40 | 4 | 40 | Police, Sheriff, |
| DRE Training | MSHP Law Enforcement Academy | 80 | 17 | 72 | MSHP, Other, Police, Sheriff, |
| DRE Training | MSC | 30 | 16 | 0 | MSHP, Police, Sheriff, |
| DRE Training | MSC | 30 | 8 | 0 | MSHP, Police, Sheriff, |
| Driver Instructor Course | Missouri Safety Center | 40 | 4 | 0 | Police, Sheriff, |
| Driver Instructor Course | Missouri Safety Center | 40 | 6 | 40 | Police, Sheriff, |
| DWI Bootcamp | MOPS | 6 | 17 | 6 | Police, Sheriff, Prosecuting Attorney, |
| DWI Bootcamp | MOPS | 6 | 13 | 6 | MSHP, Police, Sheriff, |
| DWI Bootcamp | MOPS | 6 | 16 | 6 | Police, Sheriff, Park Rangers, |
| DWI Crash Investigation | Missouri Southern State University | 8 | 8 | 8 | Police, |
| DWI Enforcement Strategies for Small Depts. | Missouri Southern State University | 8 | 9 | 8 | Police, |
| DWI/DRE Traffic Safety Conference | MOPS | 12.9 | 145 | 12.9 | MSHP, Other, Police, Sheriff, State Agency, University, MoDOT, Prosecuting Attorney, |
| EVOC | MSHP Law Enforcement Academy | 42 | 15 | 42 | Police, Sheriff, |
| EVOC | MSHP Law Enforcement Academy | 42 | 29 | 0 | MSHP, |
| EVOC | MSHP Law Enforcement Academy | 40 | 8 | 40 | Other, Police, Sheriff, |
| EVOC | MSHP Law Enforcement Academy | 42 | 31 | 0 | MSHP, |
| EVOC | Missouri Southern State University | 16 | 6 | 16 | Police, Sheriff, |
| EVOC Instructor | MSHP Law Enforcement Academy | 40 | 6 | 40 | MSHP, Police, Sheriff, |
| EVOC Instructor | MSHP Law Enforcement Academy | 40 | 10 | 40 | Other, |
| High Risk Vehicle Stops | Missouri Southern State University | 8 | 12 | 8 | Police, Sheriff, |
| High Risk Vehicle Stops | Missouri Southern State University | 8 | 6 | 8 | MSHP, Police, Sheriff, |
| Instructor Development | Missouri Safety Center | 40 | 8 | 0 | Police, |
| Instructor Development | Missouri Safety Center | 40 | 10 | 40 | Other, Police, Sheriff, |
| Missouri Motor Vehicle Law | Missouri Southern State University | 8 | 5 | 8 | Police, Sheriff, |
| Missouri Motor Vehicle Law | Missouri Southern State University | 8 | 14 | 8 | MSHP, Other, Police, Sheriff, |
| MOPS | Marijuana Minutes | 6 | 20 | 6 | Police, Sheriff, Prosecuting Attorney, Park Rangers, |
| MOPS | Traffic Stops and Vehicle Searches | 6 | 20 | 6 | Police, Sheriff, Prosecuting Attorney, |
| MOPS | Marijuana Minutes | 6 | 45 | 6 | Police, |
| MOPS | Marijuana Minutes | 6 | 46 | 6 | Police, |
| MOPS | Traffic Stops and Vehicle Searches | 6 | 27 | 6 | Police, Prosecuting Attorney, |
| MOPS | Traffic Stops and Vehicle Searches | 6 | 34 | 6 | Police, Prosecuting Attorney, |
| MOPS | Criminal Crash Investigations | 6 | 16 | 6 | Police, Sheriff, |

| | | | | | |
|------|--|-----|-----|-----|--|
| MOPS | Traffic Stops and Vehicle Searches | 6 | 44 | 6 | MSHP, Police, Sheriff, Prosecuting Attorney, Park Rangers, |
| MOPS | Drugged Driving 101 | 6 | 13 | 6 | MSHP, Police, Sheriff, |
| MOPS | Traffic Stops and Vehicle Searches | 6 | 19 | 6 | MSHP, Police, Sheriff, Prosecuting Attorney, |
| MOPS | Traffic Stops and Vehicle Searches | 6 | 19 | 6 | Police, Sheriff, Prosecuting Attorney, |
| MOPS | Medical Marijuana in Missouri | 1.5 | 104 | 1.5 | MSHP, Other, Police, Sheriff, State Agency, Prosecuting Attorney, Park Rangers, |
| MOPS | Ethical Considerations in Prosecuting a DWI | 1.2 | 60 | 0 | MSHP, Non-Profit, Police, Sheriff, Prosecuting Attorney, Court Staff, |
| MOPS | Detention, Custody or Arrest webinar | 1 | 107 | 1 | MSHP, Other, Police, Sheriff, Prosecuting Attorney, Park Rangers, |
| MOPS | SFST Performance & Impairment in the DWI-D Case | 1.5 | 30 | 1.5 | MSHP, Police, Sheriff, Prosecuting Attorney, Park Rangers, |
| MOPS | When the Crash is a Crime | 1.5 | 45 | 1.5 | MSHP, Police, Sheriff, MoDOT, Prosecuting Attorney, City Government, Park Rangers, |
| MOPS | Successfully Prosecuting Operation Cases | 1 | 57 | 1 | MSHP, Other, Police, Sheriff, Prosecuting Attorney, |
| MOPS | Breath Testing: Error Codes and Other Common Issue | 1.5 | 54 | 1.5 | MSHP, Police, Sheriff, Prosecuting Attorney, Court Staff, |
| MOPS | Am I Free to Go? | 1.5 | 137 | 1.5 | MSHP, Police, Sheriff, Prosecuting Attorney, Park Rangers, |
| MOPS | Human Trafficking and CDLs | 1.5 | 46 | 1.5 | MSHP, Other, Police, Sheriff, MoDOT, Prosecuting Attorney, |
| MOPS | AIR 101 | 1 | 85 | 1 | MSHP, Police, Sheriff, University, Prosecuting Attorney, Park Rangers, |
| MOPS | Special Considerations for Juvenile DWI/Traffic | 1 | 73 | 1 | MSHP, Non-Profit, Police, Sheriff, Prosecuting Attorney, |
| MOPS | Marijuana Minutes | 6 | 13 | 6 | MSHP, Police, Sheriff, Prosecuting Attorney, |
| MOPS | Criminal Crash Investigations | 6 | 13 | 6 | MSHP, Police, |
| MOPS | Marijuana Minutes | 6 | 20 | 6 | MSHP, Sheriff, |
| MOPS | Marijuana Minutes | 6 | 7 | 6 | MSHP, Police, Sheriff, |
| MOPS | Traffic Stops and Vehicle Searches | 6 | 12 | 0 | Sheriff, |
| MOPS | Marijuana Minutes | 4 | 20 | 4 | MSHP, Sheriff, |
| MOPS | Traffic Stops and Vehicle Searches | 6 | 24 | 6 | MSHP, Police, Sheriff, Prosecuting Attorney, Park Rangers, |
| MOPS | Marijuana Minutes | 6 | 21 | 6 | MSHP, Police, Prosecuting Attorney, |
| MOPS | Seven Drug Categories | 7 | 33 | 7 | MSHP, Police, Sheriff, Prosecuting Attorney, |
| MOPS | Marijuana Minutes | 6 | 8 | 6 | MSHP, Police, Prosecuting Attorney, |
| MOPS | Marijuana Minutes (AM session) | 4 | 14 | 4 | Sheriff, Prosecuting Attorney, |
| MOPS | Marijuana Minutes (PM) | 4 | 25 | 4 | Police, Sheriff, Prosecuting Attorney, |
| MOPS | Traffic Stops and Vehicle Searches | 6 | 27 | 6 | Other, Police, Sheriff, |
| MOPS | Traffic Stops and Vehicle Searches | 6 | 12 | 6 | Police, Sheriff, |

| | | | | | |
|-----------------------------------|------------------------------------|------|----|------|--|
| MOPS | Traffic Stops and Vehicle Searches | 6 | 19 | 6 | Police, Sheriff, |
| MOPS | Traffic Stops and Vehicle Searches | 6 | 15 | 6 | Police, Sheriff, Prosecuting Attorney, |
| MOPS | Marijuana Minutes | 6 | 18 | 6 | MSHP, Police, Prosecuting Attorney, |
| MOPS | Prosecuting the Marijuana DWI | 6.6 | 14 | 6.6 | Prosecuting Attorney, |
| MOPS | The Seven Drug Categories | 7 | 13 | 7 | MSHP, Police, Sheriff, University, Prosecuting Attorney, Park Rangers, |
| MOPS | Traffic Stops and Vehicle Searches | 6 | 19 | 6 | Police, Sheriff, Prosecuting Attorney, |
| MOPS | Drugged Driving 101 | 6 | 10 | 6 | University, |
| MOPS | Marijuana Minutes | 6 | 35 | 6 | MSHP, |
| MOPS | Drugged Driving 101 | 6 | 15 | 6 | University, |
| MOPS | Criminal Crash Investigations | 6 | 28 | 6 | Police, |
| MOPS | Traffic Stops and Vehicle Searches | 6 | 19 | 6 | Police, Prosecuting Attorney, |
| MOPS | Marijuana Minutes | 6 | 11 | 6 | MSHP, Police, Sheriff, Prosecuting Attorney, |
| MOPS | Criminal Crash Investigations | 6 | 12 | 6 | Police, Sheriff, Prosecuting Attorney, Public Works, Park Rangers, |
| MOPS | Traffic Stops and Vehicle Searches | 6 | 29 | 6 | MSHP, Police, Sheriff, |
| Motorcycle Instructor Training | Springfield Police Department | 9 | 17 | 0 | |
| Motorcycle Instructor Training | Springfield Police Department | 9 | 12 | 0 | |
| Motorcycle Instructor Training | Springfield Police Department | 9 | 22 | 0 | |
| Older Driver | MU Health Care | 2 | 3 | 0 | |
| Older Driver | MU Health Care | 2 | 1 | 0 | |
| Older Driver | MU Health Care | 1 | 45 | 0 | |
| Older Driver | MU Health Care | 1 | 5 | 0 | |
| Older Driver | MU Health Care | 1 | 7 | 0 | |
| Older Driver | MU Health Care | 1 | 3 | 0 | |
| Older Driver | MU Health Care | 1 | 3 | 0 | |
| Older Driver | MU Health Care | 1 | 4 | 0 | |
| Older Driver | MU Health Care | 1 | 2 | 0 | |
| Older Driver | MU Health Care | 2 | 5 | 0 | |
| Older Driver | MU Health Care | 2 | 2 | 0 | |
| Older Driver | MU Health Care | 2 | 5 | 0 | |
| Older Driver | MU Health Care | 2 | 7 | 0 | |
| Older Driver | MU Health Care | 2 | 2 | 0 | |
| Older Driver | MU Health Care | 2 | 5 | 0 | |
| Older Driver | MU Health Care | 2 | 2 | 0 | |
| Older Driver | MU Health Care | 2 | 2 | 0 | |
| Older Driver | MU Health Care | 2 | 2 | 0 | |
| Older Driver | MU Health Care | 2 | 1 | 0 | |
| Older Driver | MU Health Care | 2 | 0 | 0 | |
| Other | Missouri Southern State University | 8 | 20 | 8 | Police, Sheriff, Court Staff, |
| Other | Missouri Southern State University | 8 | 14 | 8 | Police, Sheriff, |
| Protecting Lives & Saving Futures | MOPS | 16.8 | 34 | 16.8 | MSHP, Police, Sheriff, Prosecuting Attorney, |

| | | | | | |
|--|------------------------------------|----|-----|----|--|
| Radar and Laser Operator | MSHP Law Enforcement Academy | 20 | 31 | 0 | MSHP, |
| Radar and Laser Operator | MSHP Law Enforcement Academy | 20 | 29 | 0 | MSHP, |
| Report Writing and Courtroom Testimony | Missouri Southern State University | 8 | 10 | 0 | Police, Sheriff, |
| Report Writing and Courtroom Testimony | Missouri Southern State University | 8 | 9 | 8 | Police, Sheriff, |
| Report Writing and Courtroom Testimony | Missouri Southern State University | 8 | 12 | 8 | Police, |
| Report Writing and Courtroom Testimony | Missouri Southern State University | 8 | 7 | 8 | Police, |
| SFST 24-Hour | MSC | 24 | 9 | 0 | Police, Sheriff, |
| SFST 24-Hour | MSC | 24 | 17 | 0 | Police, Sheriff, |
| SFST Instructor | MSHP Law Enforcement Academy | 40 | 8 | 40 | Police, Sheriff, Park Rangers, |
| SFST Update | MSC | 4 | 6 | 0 | Police, |
| SFST Update | Missouri Southern State University | 8 | 11 | 8 | Police, Sheriff, |
| SFST Update | MSC | 8 | 17 | 0 | Police, Sheriff, University, Park Rangers, |
| SFST Update | MSC | 8 | 8 | 0 | Police, |
| SFST Update | MSC | 8 | 8 | 0 | Police, Sheriff, |
| SFST Update | Missouri Southern State University | 8 | 7 | 0 | Other, Police, Sheriff, |
| SFST Update | MSC | 8 | 12 | 0 | Police, Park Rangers, |
| SFST Update | MSC | 8 | 7 | 0 | Park Rangers, |
| SFST Update | MSC | 8 | 11 | 0 | Police, Sheriff, Park Rangers, |
| SFST Update | MSC | 8 | 14 | 0 | Police, Sheriff, Park Rangers, |
| SFST Update | MSC | 4 | 12 | 0 | Sheriff, |
| SFST Update | MSC | 8 | 14 | 0 | MSHP, Police, Sheriff, |
| SFST Update | MSC | 8 | 12 | 0 | Police, |
| SFST Update | Missouri Southern State University | 8 | 12 | 8 | Police, Sheriff, |
| SFST Update | MSC | 8 | 18 | 0 | Police, Sheriff, Park Rangers, |
| SFST Update | MSC | 4 | 7 | 0 | Police, |
| SFST Update | MSC | 8 | 11 | 0 | Police, Sheriff, Park Rangers, |
| SFST Update | MSC | 8 | 10 | 0 | Police, Sheriff, |
| SFST Update | MSC | 8 | 15 | 0 | Police, Sheriff, |
| SFST Update | MSC | 8 | 8 | 0 | Sheriff, Park Rangers, |
| SFST Update | MSC | 8 | 5 | 0 | Police, Sheriff, |
| ThinkFirst | ThinkFirst | 1 | 17 | 0 | |
| ThinkFirst | ThinkFirst | 2 | 824 | 0 | |
| ThinkFirst | ThinkFirst | 1 | 2 | 0 | |
| ThinkFirst | ThinkFirst | 2 | 2 | 0 | |
| ThinkFirst | ThinkFirst | 2 | 2 | 0 | |
| ThinkFirst | ThinkFirst | 1 | 27 | 0 | |
| ThinkFirst | ThinkFirst | 3 | 50 | 0 | |
| ThinkFirst | ThinkFirst | 3 | 60 | 0 | |
| ThinkFirst | ThinkFirst | 1 | 12 | 0 | |
| ThinkFirst | ThinkFirst | 1 | 420 | 0 | |
| ThinkFirst | ThinkFirst | 1 | 21 | 0 | |
| ThinkFirst | ThinkFirst | 2 | 235 | 0 | |
| ThinkFirst | ThinkFirst | 2 | 300 | 0 | |
| ThinkFirst | ThinkFirst | 2 | 2 | 0 | |
| ThinkFirst | ThinkFirst | 1 | 100 | 0 | |

| | | | | | |
|------------|------------|---|-----|---|--|
| ThinkFirst | ThinkFirst | 1 | 150 | 0 | |
| ThinkFirst | ThinkFirst | 1 | 130 | 0 | |
| ThinkFirst | ThinkFirst | 1 | 600 | 0 | |
| ThinkFirst | ThinkFirst | 1 | 18 | 0 | |
| ThinkFirst | ThinkFirst | 3 | 60 | 0 | |
| ThinkFirst | ThinkFirst | 1 | 120 | 0 | |
| ThinkFirst | ThinkFirst | 2 | 55 | 0 | |
| ThinkFirst | ThinkFirst | 1 | 28 | 0 | |
| ThinkFirst | ThinkFirst | 2 | 61 | 0 | |
| ThinkFirst | ThinkFirst | 1 | 95 | 0 | |
| ThinkFirst | ThinkFirst | 2 | 9 | 0 | |
| ThinkFirst | ThinkFirst | 1 | 200 | 0 | |
| ThinkFirst | ThinkFirst | 1 | 3 | 0 | |
| ThinkFirst | ThinkFirst | 1 | 1 | 0 | |
| ThinkFirst | ThinkFirst | 1 | 12 | 0 | |
| ThinkFirst | ThinkFirst | 1 | 8 | 0 | |
| ThinkFirst | ThinkFirst | 2 | 39 | 0 | |
| ThinkFirst | ThinkFirst | 2 | 40 | 0 | |
| ThinkFirst | ThinkFirst | 1 | 8 | 0 | |
| ThinkFirst | ThinkFirst | 1 | 6 | 0 | |
| ThinkFirst | ThinkFirst | 1 | 5 | 0 | |
| ThinkFirst | ThinkFirst | 1 | 6 | 0 | |
| ThinkFirst | ThinkFirst | 1 | 7 | 0 | |
| ThinkFirst | ThinkFirst | 1 | 2 | 0 | |
| ThinkFirst | ThinkFirst | 1 | 4 | 0 | |
| ThinkFirst | ThinkFirst | 1 | 6 | 0 | |
| ThinkFirst | ThinkFirst | 1 | 15 | 0 | |
| ThinkFirst | ThinkFirst | 1 | 9 | 0 | |
| ThinkFirst | ThinkFirst | 1 | 5 | 0 | |
| ThinkFirst | ThinkFirst | 1 | 20 | 0 | |
| ThinkFirst | ThinkFirst | 1 | 2 | 0 | |
| ThinkFirst | ThinkFirst | 1 | 1 | 0 | |
| ThinkFirst | ThinkFirst | 1 | 2 | 0 | |
| ThinkFirst | ThinkFirst | 1 | 10 | 0 | |
| ThinkFirst | ThinkFirst | 2 | 16 | 0 | |
| ThinkFirst | ThinkFirst | 2 | 20 | 0 | |
| ThinkFirst | ThinkFirst | 2 | 13 | 0 | |
| ThinkFirst | ThinkFirst | 2 | 35 | 0 | |
| ThinkFirst | ThinkFirst | 1 | 12 | 0 | |
| ThinkFirst | ThinkFirst | 1 | 65 | 0 | |
| ThinkFirst | ThinkFirst | 1 | 27 | 0 | |
| ThinkFirst | ThinkFirst | 1 | 11 | 0 | |
| ThinkFirst | ThinkFirst | 1 | 50 | 0 | |
| ThinkFirst | ThinkFirst | 1 | 25 | 0 | |
| ThinkFirst | ThinkFirst | 2 | 64 | 0 | |
| ThinkFirst | ThinkFirst | 2 | 65 | 0 | |
| ThinkFirst | ThinkFirst | 1 | 32 | 0 | |
| ThinkFirst | ThinkFirst | 1 | 15 | 0 | |
| ThinkFirst | ThinkFirst | 1 | 30 | 0 | |
| ThinkFirst | ThinkFirst | 1 | 15 | 0 | |
| ThinkFirst | ThinkFirst | 1 | 160 | 0 | |
| ThinkFirst | ThinkFirst | 1 | 156 | 0 | |
| ThinkFirst | ThinkFirst | 1 | 14 | 0 | |
| ThinkFirst | ThinkFirst | 1 | 12 | 0 | |
| ThinkFirst | ThinkFirst | 1 | 35 | 0 | |
| ThinkFirst | ThinkFirst | 1 | 17 | 0 | |
| ThinkFirst | ThinkFirst | 1 | 5 | 0 | |
| ThinkFirst | ThinkFirst | 2 | 9 | 0 | |
| ThinkFirst | ThinkFirst | 2 | 16 | 0 | |
| ThinkFirst | ThinkFirst | 2 | 16 | 0 | |

| | | | | | |
|------------|------------|---|-----|---|--|
| ThinkFirst | ThinkFirst | 1 | 198 | 0 | |
| ThinkFirst | ThinkFirst | 2 | 359 | 0 | |
| ThinkFirst | ThinkFirst | 1 | 335 | 0 | |
| ThinkFirst | ThinkFirst | 1 | 43 | 0 | |
| ThinkFirst | ThinkFirst | 1 | 55 | 0 | |
| ThinkFirst | ThinkFirst | 1 | 65 | 0 | |
| ThinkFirst | ThinkFirst | 1 | 115 | 0 | |
| ThinkFirst | ThinkFirst | 1 | 122 | 0 | |
| ThinkFirst | ThinkFirst | 1 | 127 | 0 | |
| ThinkFirst | ThinkFirst | 2 | 185 | 0 | |
| ThinkFirst | ThinkFirst | 2 | 150 | 0 | |
| ThinkFirst | ThinkFirst | 2 | 282 | 0 | |
| ThinkFirst | ThinkFirst | 1 | 240 | 0 | |
| ThinkFirst | ThinkFirst | 1 | 120 | 0 | |
| ThinkFirst | ThinkFirst | 1 | 28 | 0 | |
| ThinkFirst | ThinkFirst | 2 | 29 | 0 | |
| ThinkFirst | ThinkFirst | 1 | 22 | 0 | |
| ThinkFirst | ThinkFirst | 1 | 8 | 0 | |
| ThinkFirst | ThinkFirst | 1 | 30 | 0 | |
| ThinkFirst | ThinkFirst | 1 | 23 | 0 | |
| ThinkFirst | ThinkFirst | 1 | 215 | 0 | |
| ThinkFirst | ThinkFirst | 1 | 319 | 0 | |
| ThinkFirst | ThinkFirst | 1 | 35 | 0 | |
| ThinkFirst | ThinkFirst | 1 | 465 | 0 | |
| ThinkFirst | ThinkFirst | 1 | 30 | 0 | |
| ThinkFirst | ThinkFirst | 1 | 70 | 0 | |
| ThinkFirst | ThinkFirst | 2 | 35 | 0 | |
| ThinkFirst | ThinkFirst | 2 | 20 | 0 | |
| ThinkFirst | ThinkFirst | 1 | 12 | 0 | |
| ThinkFirst | ThinkFirst | 1 | 2 | 0 | |
| ThinkFirst | ThinkFirst | 5 | 108 | 0 | |
| ThinkFirst | ThinkFirst | 5 | 75 | 0 | |
| ThinkFirst | ThinkFirst | 1 | 17 | 0 | |
| ThinkFirst | ThinkFirst | 1 | 10 | 0 | |
| ThinkFirst | ThinkFirst | 1 | 150 | 0 | |
| ThinkFirst | ThinkFirst | 1 | 160 | 0 | |
| ThinkFirst | ThinkFirst | 1 | 65 | 0 | |
| ThinkFirst | ThinkFirst | 1 | 45 | 0 | |
| ThinkFirst | ThinkFirst | 1 | 225 | 0 | |
| ThinkFirst | ThinkFirst | 2 | 105 | 0 | |
| ThinkFirst | ThinkFirst | 1 | 20 | 0 | |
| ThinkFirst | ThinkFirst | 2 | 9 | 0 | |
| ThinkFirst | ThinkFirst | 1 | 65 | 0 | |
| ThinkFirst | ThinkFirst | 1 | 30 | 0 | |
| ThinkFirst | ThinkFirst | 2 | 40 | 0 | |
| ThinkFirst | ThinkFirst | 1 | 350 | 0 | |
| ThinkFirst | ThinkFirst | 2 | 110 | 0 | |
| ThinkFirst | ThinkFirst | 1 | 22 | 0 | |
| ThinkFirst | ThinkFirst | 2 | 48 | 0 | |
| ThinkFirst | ThinkFirst | 2 | 50 | 0 | |
| ThinkFirst | ThinkFirst | 1 | 45 | 0 | |
| ThinkFirst | ThinkFirst | 1 | 65 | 0 | |
| ThinkFirst | ThinkFirst | 1 | 6 | 0 | |
| ThinkFirst | ThinkFirst | 1 | 6 | 0 | |
| ThinkFirst | ThinkFirst | 1 | 20 | 0 | |
| ThinkFirst | ThinkFirst | 1 | 18 | 0 | |
| ThinkFirst | ThinkFirst | 1 | 20 | 0 | |
| ThinkFirst | ThinkFirst | 1 | 20 | 0 | |
| ThinkFirst | ThinkFirst | 1 | 16 | 0 | |
| ThinkFirst | ThinkFirst | 1 | 3 | 0 | |

| | | | | | |
|------------------------------|------------------------------------|---|-----|---|------------------|
| ThinkFirst | ThinkFirst | 1 | 18 | 0 | |
| ThinkFirst | ThinkFirst | 5 | 150 | 0 | |
| ThinkFirst | ThinkFirst | 1 | 22 | 0 | |
| ThinkFirst | ThinkFirst | 1 | 23 | 0 | |
| ThinkFirst | ThinkFirst | 2 | 16 | 0 | |
| ThinkFirst | ThinkFirst | 2 | 26 | 0 | |
| ThinkFirst | ThinkFirst | 1 | 65 | 0 | |
| ThinkFirst | ThinkFirst | 1 | 15 | 0 | |
| ThinkFirst | ThinkFirst | 1 | 21 | 0 | |
| ThinkFirst | ThinkFirst | 1 | 325 | 0 | |
| ThinkFirst | ThinkFirst | 1 | 325 | 0 | |
| ThinkFirst | ThinkFirst | 2 | 260 | 0 | |
| ThinkFirst | ThinkFirst | 2 | 8 | 0 | |
| ThinkFirst | ThinkFirst | 1 | 10 | 0 | |
| ThinkFirst | ThinkFirst | 1 | 140 | 0 | High School, |
| ThinkFirst | ThinkFirst | 2 | 16 | 0 | |
| ThinkFirst | ThinkFirst | 1 | 20 | 0 | |
| ThinkFirst | ThinkFirst | 1 | 34 | 0 | |
| ThinkFirst | ThinkFirst | 2 | 64 | 0 | |
| ThinkFirst | ThinkFirst | 1 | 33 | 0 | |
| ThinkFirst | ThinkFirst | 1 | 24 | 0 | |
| ThinkFirst | ThinkFirst | 2 | 65 | 0 | |
| ThinkFirst | ThinkFirst | 1 | 14 | 0 | |
| ThinkFirst | ThinkFirst | 1 | 50 | 0 | |
| ThinkFirst-Traffic Offenders | ThinkFirst | 1 | 27 | 0 | |
| ThinkFirst-Traffic Offenders | ThinkFirst | 1 | 26 | 0 | |
| ThinkFirst-Traffic Offenders | ThinkFirst | 1 | 27 | 0 | |
| ThinkFirst-Traffic Offenders | ThinkFirst | 1 | 21 | 0 | |
| ThinkFirst-Traffic Offenders | ThinkFirst | 3 | 17 | 0 | |
| ThinkFirst-Traffic Offenders | ThinkFirst | 3 | 19 | 0 | |
| ThinkFirst-Traffic Offenders | ThinkFirst | 3 | 19 | 0 | |
| ThinkFirst-Traffic Offenders | ThinkFirst | 1 | 19 | 0 | |
| ThinkFirst-Traffic Offenders | ThinkFirst | 1 | 15 | 0 | |
| ThinkFirst-Traffic Offenders | ThinkFirst | 1 | 19 | 0 | |
| TOPS | Art Amato/Bill Sullivan | 1 | 25 | 0 | |
| Vehicle Search and Seizure | Missouri Southern State University | 8 | 12 | 8 | Police, Sheriff, |
| Vehicle Search and Seizure | Missouri Southern State University | 8 | 12 | 8 | Police, Sheriff, |