

# STATE OF ARIZONA HIGHWAY SAFETY PLAN

## Federal Fiscal Year 2023

Prepared by:



Douglas A. Ducey, Governor

Alberto C. Gutier, Director and  
Governor's Highway Safety Representative

July 1, 2022



## Table of Contents

<b>Highway Safety Plan</b> .....	<b>13</b>
<b>Highway Safety Planning Process</b> .....	<b>13</b>
<b>Data Sources and Processes</b> .....	<b>13</b>
<b>Processes Participants</b> .....	<b>15</b>
<b>Description of Highway Safety Problems</b> .....	<b>16</b>
<b>Methods for Project Selection</b> .....	<b>16</b>
<b>List of Information and Data Sources</b> .....	<b>18</b>
<b>Description of Outcomes</b> .....	<b>18</b>
<b>Performance Report Chart</b> .....	<b>19</b>
Performance Measure: C-1) Number of traffic fatalities (FARS).....	20
Program-Area-Level Report .....	20
Performance Measure: C-2) Number of serious injuries in traffic crashes (State crash data files) .....	21
Program-Area-Level Report .....	21
Performance Measure: C-3) Fatalities/VMT (FARS, FHWA).....	22
Program-Area-Level Report .....	22
Performance Measure: C-4) Number of unrestrained passenger vehicle occupant fatalities, all seat positions (STATE).....	23
Program-Area-Level Report .....	23
Performance Measure: C-5) Number of fatalities in crashes involving a driver or motorcycle operator with a BAC of .08 and above (STATE).....	24
Program-Area-Level Report .....	24
Performance Measure: C-6) Number of speeding-related fatalities (STATE) .....	25
Program-Area-Level Report .....	25
Performance Measure: C-7) Number of motorcyclist fatalities (STATE).....	26
Program-Area-Level Report .....	26
Performance Measure: C-8) Number of unhelmeted motorcyclist fatalities (STATE) .....	27
Program-Area-Level Report .....	27
Performance Measure: C-9) Number of drivers age 20 or younger involved in fatal crashes (STATE).....	28
Program-Area-Level Report .....	28
Performance Measure: C-10) Number of pedestrian fatalities (STATE) .....	29
Program-Area-Level Report .....	29
Performance Measure: C-11) Number of bicyclists fatalities (STATE).....	30
Program-Area-Level Report .....	30
Performance Measure: B-1) Observed seat belt use for passenger vehicles, front seat outboard occupants (STATE SURVEY) .....	31
Program-Area-Level Report .....	31

<b>Performance Plan Chart .....</b>	<b>32</b>
Performance Measure: C-1) Number of traffic fatalities (FARS).....	34
Performance Target Justification .....	34
Performance Measure: C-2) Number of serious injuries in traffic crashes (State crash data files) .....	35
Performance Target Justification .....	35
Performance Measure: C-3) Fatalities/VMT (FARS, FHWA) .....	36
Performance Target Justification .....	36
Performance Measure: C-4) Number of unrestrained passenger vehicle occupant fatalities, all seat positions (STATE CRASH DATA FILES) .....	37
Performance Target Justification .....	37
Performance Measure: C-5) Number of fatalities in crashes involving a driver or motorcycle operator with a BAC of .08 and above (STATE CRASH DATA FILES) .....	38
Performance Target Justification .....	38
Performance Measure: C-6) Number of speeding-related fatalities (STATE CRASH DATA FILES)..	38
Performance Target Justification .....	39
Performance Measure: C-7) Number of motorcyclist fatalities (STATE CRASH DATA FILES) .....	40
Performance Target Justification .....	40
Performance Measure: C-8) Number of unhelmeted motorcyclist fatalities (STATE CRASH DATA FILES) .....	41
Performance Target Justification .....	41
Performance Measure: C-9) Number of drivers age 20 or younger involved in fatal crashes (STATE CRASH DATA FILES) .....	42
Performance Target Justification .....	42
Performance Measure: C-10) Number of pedestrian fatalities (STATE CRASH DATA FILES) .....	43
Performance Target Justification .....	43
Performance Measure: C-11) Number of bicyclists fatalities (STATE CRASH DATA FILES).....	44
Performance Target Justification .....	44
Performance Measure: B-1) Observed seat belt use for passenger vehicles, front seat outboard occupants (survey) .....	45
Performance Target Justification .....	45
<b>Program areas .....</b>	<b>47</b>
<b><i>Program Area: Impaired Driving (Drug and Alcohol)</i></b> .....	<b>47</b>
Description of Highway Safety Problems.....	47
Countermeasure Strategy: Court Monitoring.....	48
Project Safety Impacts .....	48
Linkage Between Program Area .....	48
Rationale .....	48
Planned Activity: DUI/Impaired Driving Awareness.....	48

Planned Activity Description ..... 48

Intended Subrecipients..... 48

Countermeasure strategies ..... 48

Funding sources ..... 49

Countermeasure Strategy: DWI Courts ..... 49

    Project Safety Impacts ..... 49

    Linkage Between Program Area ..... 49

    Rationale ..... 49

Planned Activity: Traffic Safety Resource Prosecutor ..... 50

    Planned Activity Description ..... 50

    Intended Subrecipients..... 50

    Countermeasure strategies ..... 50

    Funding sources ..... 50

Countermeasure Strategy: Enforcement of Drug-Impaired Driving..... 50

    Project Safety Impacts ..... 50

    Linkage Between Program Area ..... 51

    Rationale ..... 52

Planned Activity: DUI/Impaired Training ..... 52

    Planned Activity Description ..... 52

    Intended Subrecipients..... 52

    Countermeasure strategies ..... 52

    Funding sources ..... 53

Countermeasure Strategy: High Visibility Enforcement/Saturation Patrols/Checkpoints..... 53

    Project Safety Impacts ..... 53

    Linkage Between Program Area ..... 53

    Rationale ..... 53

Planned Activity: DUI/Impaired Driving Enforcement and Overtime ..... 54

    Planned Activity Description ..... 54

    Intended Subrecipients..... 54

    Countermeasure strategies ..... 54

    Funding sources ..... 54

    Major purchases and dispositions ..... 55

Planned Activity: DUI/Impaired Driving Equipment ..... 55

    Planned Activity Description ..... 55

    Intended Subrecipients..... 55

    Countermeasure strategies ..... 55

    Funding sources ..... 55

Major purchases and dispositions ..... 56

Planned Activity: DUI/Impaired Driving Materials and Supplies ..... 56

    Planned Activity Description ..... 56

    Intended Subrecipients ..... 56

    Countermeasure strategies ..... 56

    Funding sources ..... 56

Countermeasure Strategy: Youth and Awareness Programs ..... 57

    Project Safety Impacts ..... 57

    Linkage Between Program Area ..... 57

    Rationale ..... 57

Planned Activity: DUI/Impaired Driving Awareness ..... 57

    Planned Activity Description ..... 57

    Intended Subrecipients ..... 57

    Countermeasure strategies ..... 58

    Funding sources ..... 58

**Program Area: Police Traffic Services ..... 59**

    Description of Highway Safety Problems ..... 59

    Countermeasure Strategy: Crash Investigation ..... 60

        Project Safety Impacts ..... 60

        Linkage Between Program Area ..... 60

        Rationale ..... 60

    Planned Activity: Crash Investigation equipment and supplies ..... 61

        Planned Activity Description ..... 61

        Intended Subrecipients ..... 61

        Countermeasure strategies ..... 61

        Funding sources ..... 61

        Major purchases and dispositions ..... 61

    Planned Activity: Crash Investigation Overtime ..... 61

        Planned Activity Description ..... 61

        Intended Subrecipients ..... 62

        Countermeasure strategies ..... 62

        Funding sources ..... 62

    Planned Activity: Crash Investigation Training ..... 62

        Planned Activity Description ..... 62

        Intended Subrecipients ..... 62

        Countermeasure strategies ..... 62

        Funding sources ..... 62

Countermeasure Strategy: High Visibility Enforcement ..... 63

- Project Safety Impacts ..... 63
- Linkage Between Program Area ..... 63
- Rationale ..... 63

Planned Activity: Selective Traffic Enforcement and Overtime ..... 63

- Planned Activity Description ..... 63
- Intended Subrecipients ..... 63
- Countermeasure strategies ..... 64
- Funding sources ..... 64
- Major purchases and dispositions ..... 64

Countermeasure Strategy: Other Enforcement methods ..... 64

- Project Safety Impacts ..... 64
- Linkage Between Program Area ..... 64
- Rationale ..... 65

Planned Activity: Selective Traffic Equipment ..... 65

- Planned Activity Description ..... 65
- Intended Subrecipients ..... 65
- Countermeasure strategies ..... 65
- Funding sources ..... 65
- Major purchases and dispositions ..... 66

Planned Activity: Selective Traffic Materials and Supplies ..... 66

- Planned Activity Description ..... 66
- Intended Subrecipients ..... 66
- Countermeasure strategies ..... 66
- Funding sources ..... 66

Countermeasure Strategy: Public Information supporting enforcement ..... 66

- Project Safety Impacts ..... 66
- Linkage Between Program Area ..... 66
- Rationale ..... 67

Planned Activity: Roadway Safety Awareness ..... 67

- Planned Activity Description ..... 67
- Intended Subrecipients ..... 67
- Countermeasure strategies ..... 67
- Funding sources ..... 68

Planned Activity: Police Traffic Services Awareness ..... 68

- Planned Activity Description ..... 68
- Intended Subrecipients ..... 68

Countermeasure strategies .....	68
Funding sources .....	68
<b>Program Area: Occupant Protection (Adult and Child Passenger Safety) .....</b>	<b>69</b>
Description of Highway Safety Problems.....	69
Countermeasure Strategy: Inspection Stations and Education.....	70
Project Safety Impacts .....	70
Linkage Between Program Area .....	70
Rationale .....	70
Planned Activity: Occupant Protection Awareness and Education .....	72
Planned Activity Description .....	72
Intended Subrecipients.....	73
Countermeasure strategies .....	73
Funding sources .....	73
Planned Activity: Occupant Protection Materials and Supplies .....	73
Planned Activity Description .....	73
Intended Subrecipients.....	73
Countermeasure strategies .....	73
Funding sources .....	73
Countermeasure Strategy: Observational Survey .....	74
Project Safety Impacts .....	74
Linkage Between Program Area .....	74
Rationale .....	74
Planned Activity: Occupant Protection Seat Belt Survey .....	74
Planned Activity Description .....	75
Intended Subrecipients.....	75
Countermeasure strategies .....	75
Funding sources .....	75
Countermeasure Strategy: Short-term, High Visibility Seat Belt/Child Restraint Law Enforcement ....	75
Project Safety Impacts .....	75
Linkage Between Program Area .....	75
Rationale .....	75
Planned Activity: Occupant Protection Enforcement and Overtime .....	76
Planned Activity Description .....	76
Intended Subrecipients.....	76
Countermeasure strategies .....	76
Funding sources .....	76
Planned Activity: Occupant Protection High Risk Population .....	77



Planned Activity Description .....	77
Intended Subrecipients.....	77
Countermeasure strategies .....	77
Funding sources .....	77
Countermeasure Strategy: Sustained Enforcement.....	78
Project Safety Impacts .....	78
Linkage Between Program Area .....	78
Rationale .....	78
Planned Activity: Occupant Protection Enforcement and Overtime .....	78
Planned Activity Description .....	78
Intended Subrecipients.....	78
Countermeasure strategies .....	78
Funding sources .....	79
Planned Activity: Occupant Protection High Risk Population .....	79
Planned Activity Description .....	79
Intended Subrecipients.....	79
Countermeasure strategies .....	79
Funding sources .....	79
<b>Program Area: Non-motorized (Pedestrians and Bicyclist).....</b>	<b>80</b>
Description of Highway Safety Problems.....	80
Countermeasure Strategy: Enforcement Campaigns .....	80
Project Safety Impacts .....	80
Linkage Between Program Area .....	80
Rationale .....	81
Planned Activity: Pedestrian and Bicycle Safety Overtime.....	81
Planned Activity Description .....	81
Intended Subrecipients.....	81
Countermeasure strategies .....	81
Funding sources .....	82
Countermeasure Strategy: Pedestrian/Bicycle safety education and awareness.....	82
Project Safety Impacts .....	82
Linkage Between Program Area .....	82
Rationale .....	82
Planned Activity: Pedestrian and Bicycle Safety Awareness .....	83
Planned Activity Description .....	83
Intended Subrecipients.....	83
Countermeasure strategies .....	83

Funding sources ..... 83

**Program Area: Motorcycle Safety.....84**

Description of Highway Safety Problems..... 84

Countermeasure Strategy: Motorcycle Training and Education ..... 84

    Project Safety Impacts ..... 84

    Linkage Between Program Area ..... 84

    Rationale ..... 86

Planned Activity: Motorcycle Safety Training and Awareness ..... 87

    Planned Activity Description ..... 87

    Intended Subrecipients..... 87

    Countermeasure strategies ..... 87

    Funding sources ..... 87

**Program Area: Traffic Records.....88**

Description of Highway Safety Problems..... 88

Countermeasure Strategy: Improves timeliness of a core highway safety database..... 88

    Project Safety Impacts ..... 88

    Linkage Between Program Area ..... 89

    Rationale ..... 89

Planned Activity: Data Collection and Analysis of Traffic Records ..... 89

    Planned Activity Description ..... 89

    Intended Subrecipients..... 89

    Countermeasure strategies ..... 89

    Funding sources ..... 89

**Program Area: Emergency Medical Services .....90**

Description of Highway Safety Problems..... 90

Countermeasure Strategy: Emergency Medical Assistance..... 90

    Project Safety Impacts ..... 90

    Linkage Between Program Area ..... 91

    Rationale ..... 91

Planned Activity: Emergency Extrication equipment and supplies ..... 91

    Planned Activity Description ..... 91

    Intended Subrecipients..... 91

    Countermeasure strategies ..... 91

    Funding sources ..... 91

    Major purchases and dispositions ..... 92

**Program Area: Communications (Media) .....93**

Description of Highway Safety Problems..... 93

Countermeasure Strategy: Mass Media Campaign.....	93
Project Safety Impacts .....	93
Linkage Between Program Area.....	93
Rationale .....	94
Planned Activity: DUI/Impaired Driving Media Campaign.....	95
Planned Activity Description.....	95
Intended Subrecipients.....	96
Countermeasure strategies .....	96
Funding sources .....	96
Planned Activity: Motorcycle Safety Media Campaign .....	96
Planned Activity Description.....	96
Intended Subrecipients.....	97
Countermeasure strategies .....	97
Funding sources .....	97
Planned Activity: Occupant Protection Media Campaign .....	97
Planned Activity Description.....	97
Intended Subrecipients.....	98
Countermeasure strategies .....	98
Funding sources .....	98
Planned Activity: Pedestrian and Bicycle Media Campaign .....	98
Planned Activity Description.....	98
Intended Subrecipients.....	98
Countermeasure strategies .....	98
Funding sources .....	98
Planned Activity: Selective Traffic Media Campaign .....	99
Planned Activity Description.....	99
Intended Subrecipients.....	99
Countermeasure strategies .....	99
Funding sources .....	99
<b>Program Area: Planning &amp; Administration .....</b>	<b>100</b>
Description of Highway Safety Problems.....	100
Planned Activity: Crash Investigation Program Administration.....	101
Planned Activity Description.....	101
Intended Subrecipients.....	101
Countermeasure strategies .....	101
Funding sources .....	101
Planned Activity: DUI/Impaired Driving Program Administration.....	101

Planned Activity Description ..... 101

Intended Subrecipients..... 101

Countermeasure strategies ..... 101

Funding sources ..... 102

Planned Activity: Emergency Medical Program Administration ..... 102

    Planned Activity Description ..... 102

    Intended Subrecipients..... 102

    Countermeasure strategies ..... 102

    Funding sources ..... 102

Planned Activity: Motorcycle Safety Program Administration ..... 102

    Planned Activity Description ..... 102

    Intended Subrecipients..... 103

    Countermeasure strategies ..... 103

    Funding sources ..... 103

Planned Activity: Occupant Protection Program Administration..... 103

    Planned Activity Description ..... 103

    Intended Subrecipients..... 103

    Countermeasure strategies ..... 103

    Funding sources ..... 103

Planned Activity: Pedestrian/Bike Safety Program Administration ..... 104

    Planned Activity Description ..... 104

    Intended Subrecipients..... 104

    Countermeasure strategies ..... 104

    Funding sources ..... 104

Planned Activity: Planning and Administration ..... 104

    Planned Activity Description ..... 104

    Intended Subrecipients..... 104

    Countermeasure strategies ..... 104

    Funding sources ..... 105

Planned Activity: Roadway Safety Program Administration ..... 105

    Planned Activity Description ..... 105

    Intended Subrecipients..... 105

    Countermeasure strategies ..... 105

    Funding sources ..... 105

Planned Activity: Selective Traffic Program Administration..... 105

    Planned Activity Description ..... 105

    Intended Subrecipients..... 105

Countermeasure strategies ..... 105

Funding sources ..... 106

Planned Activity: Traffic Records Program Administration ..... 106

    Planned Activity Description ..... 106

    Intended Subrecipients ..... 106

    Countermeasure strategies ..... 106

    Funding sources ..... 106

***Evidence-based traffic safety enforcement program (TSEP).....107***

    Crash Analysis ..... 107

    Deployment of Resources ..... 110

    Effectiveness Monitoring..... 110

***High-visibility enforcement (HVE) strategies.....111***

***Certifications, Assurances, and Highway Safety Plan .....112***

## Highway Safety Plan

**NATIONAL PRIORITY SAFETY PROGRAM INCENTIVE GRANTS - The State applied for the following incentive grants:**

<b>S. 405(b) Occupant Protection:</b>	<b>Yes</b>
<b>S. 405(c) State Traffic Safety Information System Improvements:</b>	<b>Yes</b>
<b>S. 405(d) Impaired Driving Countermeasures:</b>	<b>Yes</b>
<b>S. 405(d) Alcohol-Ignition Interlock Law:</b>	<b>Yes</b>
S. 405(d) 24-7 Sobriety Programs:	No
S. 405(e) Distracted Driving:	No
<b>S. 405(f) Motorcyclist Safety Grants:</b>	<b>Yes</b>
S. 405(g) State Graduated Driver Licensing Incentive:	No
<b>S. 405(h) Nonmotorized Safety:</b>	<b>Yes</b>
S. 1906 Racial Profiling Data Collection:	No

## Highway Safety Planning Process

### Data Sources and Processes

Through its established processes and available data sources, the Arizona Governor's Office of Highway Safety (GOHS) has identified its highway safety problems, determined its highway traffic safety performance measures, established its performance targets, and developed and selected evidence-based countermeasure strategies and projects to address its problems and achieve its performance targets by the following:

GOHS uses the following data sources:

1. Fatality Analysis Reporting System (FARS) – FARS is a national data collection system that contains information on all known motor vehicle traffic crashes in which there was at least one fatality;
2. Arizona Motor Vehicle Crash Facts - This publication is an annual statistical review of the motor vehicle crashes in the State of Arizona;
3. Arizona Department of Transportation Accident Location Identification Surveillance System (ALISS) - ALISS is the central repository for crash data within Arizona;
4. Arizona Seat Belt and Driver Survey - A study to determine the statewide seat belt use rate;
5. GOHS Enforcement Reporting System - A statistical reporting system of DUI and all other traffic enforcement activities for law enforcement agencies.

The data validates that the three leading causes of fatalities and serious injuries from vehicular collisions in Arizona are unrestrained passenger vehicle occupants, speeding and reckless driving, and impaired driving respectively. Consequently, the majority of funding in the Highway Safety Plan is allocated to include Police Traffic Services, Impaired Driving, and Occupant Protection.

GOHS develops performance measures and targets to determine its HSP's effectiveness against provided funds for countermeasure strategies and projects that will ultimately make Arizona

roadways safer. GOHS, in conjunction with ADOT, AZ State Traffic Safety Plan and FHWA, sets targets for three core performance measures (Fatalities, Serious Injuries, and VMT). The remaining core performance measures, as designated by NHTSA, serve as guidelines for GOHS in implementing evidence-based countermeasures.

GOHS uses all core performance measures to guide program and project activities and assist in justifying resources/funding allocations. The primary highway safety goal for Arizona is to reduce fatalities and injuries across all program areas. GOHS tracks performance measures based on FARS data in combination with several other data sources to understand trends and set safety performance targets. GOHS uses Countermeasures That Work: A Highway Safety Countermeasure Guide for State Highway Safety Offices, Tenth Edition, 2020 (CTW) as a primary reference aid in the selection of effective evidence-based countermeasure strategies for the HSP program areas. The following table summarizes the performance measures established by GOHS:

Proven strategies include enforcement and educational/public affairs components to try to effect positive behavioral change by all roadway users. Strategies include targeted enforcement focusing on specific violations, such as speeding and reckless driving, High Visibility Enforcement and sustained enforcement for impaired driving and seat belt enforcement, and mandated holiday enforcement impaired driving saturation patrols, and mobilization periods, such as Click It Or Ticket. The Data Driven Approach to Crime and Traffic Safety (DDACTS) model and similar strategies, using data to identify high crash locations requiring specific solutions are also employed.

Type	Program Area	Performance Measure	Data Source
Outcome	Overall	Number of traffic-related fatalities.	FARS
Outcome	Overall	Number of traffic-related serious injuries.	ADOT
Outcome	Overall	Fatalities per 100 million VMT.	FARS
Outcome	Alcohol and Other Drugs (AL)	Number of fatalities involving a driver or motorcycle operator with a BAC of 0.08 percent or greater.	ADOT
Outcome	Occupant Protection (OP)	Number of unrestrained passenger vehicle occupant fatalities in all seating positions.	ADOT
Outcome	Police Traffic Services (PTS)	Number of speeding-related fatalities.	ADOT

Type	Program Area	Performance Measure	Data Source
Outcome	Police Traffic Services (PTS), Alcohol and Other Drugs (AL), Motorcycle, Bicycle, and Pedestrian Safety (MC/PS), and Occupant Protection (OP)	Number of drivers age 20 or younger involved in fatal crashes.	ADOT
Outcome	Motorcycle Safety (MC)	Number of motorcycle fatalities.	ADOT
Outcome	Motorcycle Safety (MC)	Number of unhelmeted motorcycle fatalities.	ADOT
Outcome	Pedestrian Safety (PS)	Number of pedestrian fatalities.	ADOT
Outcome	Bicycle Safety (PS)	Number of bicycle fatalities.	ADOT
Behavior	Occupant Protection (OP)	Percent of front seat vehicle occupants who are observed using safety belts.	Survey
Activity	Occupant Protection (OP)	Number of Seat Belt Citations issued.	Grant Activity Reports and GOHS Web Site Reporting System
Activity	Alcohol and Other Drugs (AL)	Number of Impaired Driving arrests made during grant-funded enforcement.	Grant Activity Reports and GOHS Web Site Reporting System
Activity	Police Traffic Services (PTS)	Number of Speeding Citations issued during grant-funded enforcement.	Grant Activity Reports and GOHS Web Site Reporting System

### Processes Participants

GOHS has established a channel of communication and understanding among the Governor’s Office, the Legislature, state agencies, political subdivisions, and community groups to address these and other aspects of the statewide highway safety program. Participants in the processes include the following:

- National Highway Traffic Safety Administration - Region 9;
- Arizona State Traffic Safety Plan Committee;
- Arizona DUI Abatement Council (state funds);
- Arizona Association of Chiefs of Police;
- Arizona Sheriffs Association;



- Arizona Prosecuting Attorneys Advisory Council;
- Arizona DRE Committee;
- Local and State Law Enforcement Agencies;
- Governmental Agencies.

## **Description of Highway Safety Problems**

Arizona is comprised of over 113,998 square miles with a population of 7,151,502 people, according to the 2020 Census Estimate, and is the 4th fastest growing state. During the problem identification process, emphasis was given to assessing changes in severity over a period or a reduction over the previous year's data; whichever showed the most realistic incremental change for improved highway safety. While the HSP is a one-year plan, behavioral change takes time. A countermeasure instituted to address a particular traffic safety problem may not show a measurable impact for several years or more. For this reason, GOHS establishes performance targets that reflect incremental but important gains in safety. Measured over a series of years, these reductions in crashes and resulting injuries and fatalities add up to safer travel for everyone on Arizona's roadways. GOHS supports activities having the greatest potential to save lives, reduce injuries, and improve highway safety in Arizona. A broad range of data is analyzed, together with highway safety research and the expertise of GOHS staff, to identify the most significant safety problems in the State. The relative magnitude of the various contributing crash factors is reviewed and tracked over time, as are the demographic characteristics of drivers and crash victims and whether they used, or did not use, appropriate safety equipment.

## **Methods for Project Selection**

The project selection process is as follows:

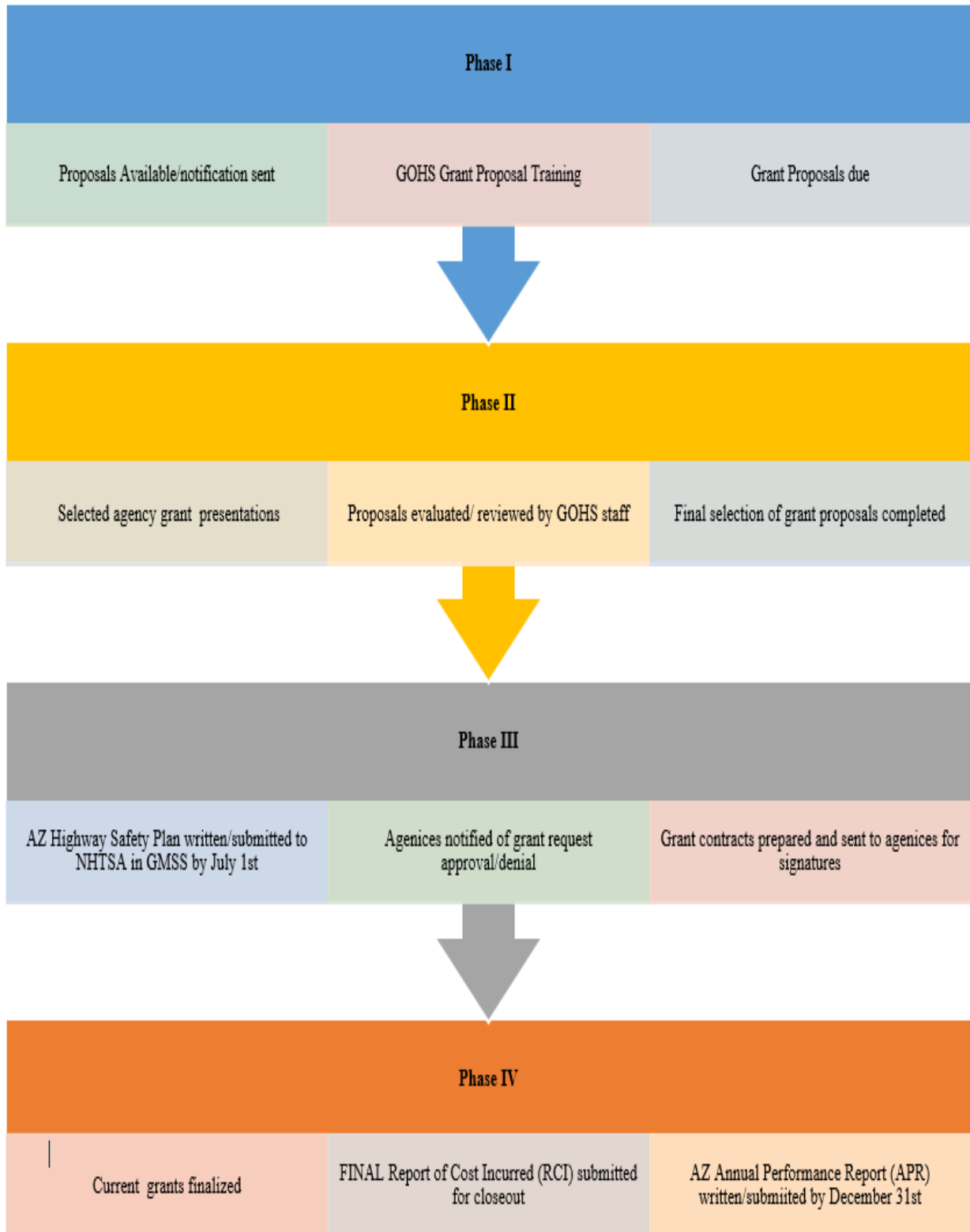
Phase I -- GOHS sent a letter to political subdivisions, state agencies, and non-profits outlining the proposal process and priority program areas. All statewide law enforcement and non-profit agencies were encouraged to participate actively in Arizona's Highway Safety Program. In addition to written notification, the letter and proposal Guide were posted on the GOHS website. GOHS hosted a Grant training for agencies to assist in the proposal process and provide information for the new grant cycle. Proposals were due to GOHS in in this phase.

Phase II -- Selected Agencies made formal presentations in which they provided agency background, progress of prior year projects, data for the previous two years and an overview of their current proposal requests. Meetings with the GOHS Director, Grant Manager, Fiscal Manager, and Grant Project Coordinators were conducted to review the proposals. During these meetings, each proposal was discussed and the level of funding was determined. When evaluating grant applications, GOHS based decisions on an agency's past performance, fiscal responsibility, data reporting and meeting projected goals. GOHS's policy is to fund all proposals that meet the criteria to ensure the HSP is representative of the entire State. Once the grant funding levels were determined by program area, Executive Staff began HSP development.

Phase III -- Agencies will be notified of awards based on the final review decision and Grant Project Coordinators will begin writing contracts. Agencies will be sent grant contracts and gain approval (if necessary) from appropriate governing boards and councils. Once completed, the GOHS Director will sign contracts and the agencies can begin incurring costs pursuant to the grant contract.

Phase IV -- GOHS will begin to finalize and closeout previous year grants with Agencies along with submitting the Annual Report due in December.

**GOHS Grant Application Process**



## List of Information and Data Sources

GOHS uses the following data sources:

- Fatality Analysis Reporting System (“FARS data”);
- Arizona Motor Vehicle Crash Facts and ad-hoc data retrieval prepared by the Arizona Department of Transportation (“ADOT/ALISS data”);
- Annual Arizona Seat Belt Use and Driver Survey;
- GOHS Enforcement Reporting System.

Since GOHS is committed to providing the most accurate and recent data available, ADOT data is included.

## Description of Outcomes

GOHS is an active partner in Arizona’s Strategic Traffic Safety Plan (STSP) process. GOHS participates in the update of the STSP. The plan is data-driven and includes statewide goals, objectives, and emphasis areas which represent the State’s crash problems. The Plan includes a specific emphasis area 4.6 Highway Safety (Behavior Related) which aligns with areas in the HSP. This emphasis area is inclusive of several sub-areas that are related to driver behavior including:

- Impaired Driving
- Occupant Protection
- Speeding and Reckless Driving
- Motorcycles
- Pedestrians (behavior -focused)
- Distracted Driving

The first four emphasis areas above are associated with Arizona’s highest number of fatalities and serious injuries and have been designated by the STSP Executive Committee as top focus emphasis areas. The GOHS Director is a member of the STSP Executive Committee. Director Gutier coordinates with ADOT to ensure the performance measures common between the HSP and their Highway Safety Improvement Program, or HSIP, (fatalities, fatality rate, and serious injuries) are defined identically as coordinated through the STSP. The Agency will use the HSP and its resources to support the emphasis areas included in the plan. GOHS coordinates the HSP with the Highway Safety Improvement Program (HSIP). Targets for fatalities, serious injuries, and the fatality rate must be consistent between the HSP and the HSIP.

## Performance Report Chart

Progress towards meeting State performance targets from the previous fiscal year's HSP

2023 HSP					
Performance Measure:	Target Period	Target Year(s)	Target Value FY22 HSP	Data Source*/ FY22 Progress Results	On Track to Meet FY22 Target YES/NO/In-Progress (Must be Accompanied by Narrative**)
<b>C-1) Total Traffic Fatalities</b>	5 year	2018-2022	1,045.2	2016-2020 FARS 999	In Progress
<b>C-2) Serious Injuries in Traffic Crashes</b>	5 year	2018-2022	3,210.7	2016-2020 STATE 3,869.8	In Progress
<b>C-3) Fatalities/VMT</b>	5 year	2018-2022	1.568	2016-2020 FARS 1.50	In Progress
<b>C-4) Unrestrained Passenger Vehicle Occupant Fatalities, All Seat Positions</b>	Annual	2022	307	2021 STATE 276	In Progress
<b>C-5) Alcohol-Impaired Driving Fatalities</b>	Annual	2022	177	2021 STATE 108	In Progress
<b>C-6) Speeding-Related Fatalities</b>	Annual	2022	330	2021 STATE 340	In Progress
<b>C-7) Motorcyclist Fatalities</b>	Annual	2022	157	2021 STATE 143	In Progress
<b>C-8) Unhelmeted Motorcyclist Fatalities</b>	Annual	2022	72	2021 STATE 65	In Progress
<b>C-9) Drivers Age 20 or Younger Involved in Fatal Crashes</b>	Annual	2022	114	2021 STATE 125	In Progress
<b>C-10) Pedestrian Fatalities</b>	Annual	2022	230	2021 STATE 258	In Progress
<b>C-11) Bicyclist Fatalities</b>	Annual	2022	32	2021 STATE 47	In Progress
<b>B-1) Observed Seat Belt Use for Passenger Vehicles, Front Seat Outboard Occupants (State Survey)</b>	Annual	2022	91.0	2021 STATE SURVEY 88.8	In Progress

**Performance Measure: C-1) Number of traffic fatalities (FARS)**

Progress: **In Progress**

**Program-Area-Level Report**

The State 5-year rolling average actuals for 2017-2021 is 1050.2 for Number of Traffic Fatalities.

GOHS, in conjunction with the Arizona Department of Transportation and FHWA, set a 5-year rolling average target for Number of Traffic Fatalities at 1,045.2 in the FY 2022 HSP. Based on this data, the current projected target of “Not Meet” is applied to the C-1) Number of Traffic Fatalities performance report progress for the FY 2023 HSP. The status of the performance report measure is “In Progress” as the 2022 calendar year is not yet complete.

GOHS continues to fund HSP program areas through enforcement, awareness, and education, with the goal of lowering the total number of traffic fatalities on Arizona roadways.

\*2021 Actuals and 2022 Targets are both on 5-year rolling averages in the table below.

Performance Measure		2021 Actuals (State Data)	2022 Target (FFY 2022 HSP)	% Difference (Actuals vs Target)	Projected to Meet/Not Meet Target
C-1)	Traffic fatalities*	1,050.2	1,045.2	-0.48%	<b>Not Meet</b>

Performance Measure: C-2) Number of serious injuries in traffic crashes (State crash data files)

Progress: **In Progress**

Program-Area-Level Report

The State 5-year rolling average actuals for 2017-2021 is 3,702.0 for Number of Serious Injuries.

GOHS, in conjunction with the Arizona Department of Transportation and FHWA, set a 5-year rolling average target for Number of Serious Injuries at 3,210.7 in the FY 2022 HSP. Based on this data, the current projected target of “Not Meet” is applied to the C-2) Number of Serious Injuries performance report progress for the FY 2023 HSP. The status of the performance report measure is “In Progress” as the 2022 calendar year is not yet complete.

GOHS continues to fund HSP program areas through enforcement, awareness, and education, with the goal of lowering the total number of traffic fatalities on Arizona roadways.

\*2021 Actuals and 2022 Targets are both on 5-year rolling averages in the table below.

Performance Measure		2021 Actuals (State Data)	2022 Target (FFY 2022 HSP)	% Difference (Actuals vs Target)	Projected to Meet/Not Meet Target
C-2)	Serious Traffic Injuries*	3,702.0	3,210.7	-15.30%	<b>Not Meet</b>

**Performance Measure: C-3) Fatalities/VMT (FARS, FHWA)**

Progress: **In Progress**

**Program-Area-Level Report**

The State 5-year rolling average actuals for 2017-2021 is 1.539 for Fatalities/VMT.

GOHS, in conjunction with the Arizona Department of Transportation and FHWA, set a 5-year rolling average target for Number of Traffic Fatalities at 1.568 in the FY 2022 HSP. Based on this data, the current projected target of “Meet” is applied to the C-3) Fatalities/VMT performance report progress for the FY 2023 HSP. The status of the performance report measure is “In Progress” as the 2022 calendar year is not yet complete.

GOHS continues to fund HSP program areas through enforcement, awareness, and education, with the goal of lowering the total number of traffic fatalities on Arizona roadways.

\*2021 Actuals and 2022 Targets are both on 5-year rolling averages in the table below.

Performance Measure		2021 Actuals (State Data)	2022 Target (FFY 2022 HSP)	% Difference (Actuals vs Target)	Projected to Meet/Not Meet Target
C-3)	Fatalities/100 MVMT*	1.539	1.568	1.85%	<b>Meet</b>

Performance Measure: C-4) Number of unrestrained passenger vehicle occupant fatalities, all seat positions (STATE)

Progress: **In Progress**

Program-Area-Level Report

GOHS set a 2022 target for Number of Unrestrained Occupant Fatalities of 307 in the FY 2022 HSP. Based on recently published 2021 State crash data the number of Unrestrained Occupant Fatalities was 276.

Based on this data, the current projected target of “Meet” is applied to the C-4) Number of Unrestrained Occupant Fatalities performance report progress for the FY 2023 HSP. “Meet” is applied to the projected 2022 target, the status of the performance report measure is “In Progress” as the 2022 calendar year not yet complete.

GOHS continues to fund HSP program areas through enforcement, awareness, and education, with the goal of lowering the total number of unrestrained occupant fatalities on Arizona roadways.

Performance Measure		2021 Actuals (State Data)	2022 Target (FFY 2022 HSP)	% Difference (Actuals vs Target)	Projected to Meet/Not Meet Target
C-4)	Unrestrained fatalities	276	307	10.10%	Meet



Performance Measure: C-5) Number of fatalities in crashes involving a driver or motorcycle operator with a BAC of .08 and above (STATE)

Progress: **In Progress**

Program-Area-Level Report

GOHS set a 2022 target for Number of Alcohol Impaired Fatalities of 177 in the FY 2022 HSP. Based on recently published 2021 State crash data the number of Alcohol Impaired Fatalities was 108.

Based on this data, the current projected target of “Meet” is applied to the C-5) Number of Alcohol Impaired Fatalities performance report progress for the FY 2023 HSP. “Meet” is applied to the projected 2022 target, the status of the performance report measure is “In Progress” as the 2022 calendar year not yet complete.

GOHS continues to fund HSP program areas through enforcement, awareness, and education, with the goal of lowering the total number of alcohol impaired fatalities on Arizona roadways.

Performance Measure		2021 Actuals (State Data)	2022 Target (FFY 2022 HSP)	% Difference (Actuals vs Target)	Projected to Meet/Not Meet Target
C-5)	Alcohol-impaired fatalities ( $\geq 0.08$ BAC)	108	177	38.98%	<b>Meet</b>

**Performance Measure: C-6) Number of speeding-related fatalities (STATE)**

Progress: **In Progress**

**Program-Area-Level Report**

GOHS set a 2022 target for Number of Speeding Related Fatalities of 330 in the FY 2022 HSP. Based on recently published 2021 State crash data the number of Speeding Related Fatalities was 340.

Based on this data, the current projected target of “Not Meet” is applied to the C-6) Number of Speeding Related Fatalities performance report progress for the FY 2023 HSP. While “Not Meet” is applied to the projected 2022 target, the status of the performance report measure is “In Progress” as the 2022 calendar year not yet complete.

GOHS continues to fund HSP program areas through enforcement, awareness, and education, with the goal of lowering the total number of speeding related fatalities on Arizona roadways.

Performance Measure		2021 Actuals (State Data)	2022 Target (FFY 2022 HSP)	% Difference (Actuals vs Target)	Projected to Meet/Not Meet Target
C-6)	Speeding-related fatalities	340	330	-3.03%	<b>Not Meet</b>

Performance Measure: C-7) Number of motorcyclist fatalities (STATE)

Progress: **In Progress**

Program-Area-Level Report

GOHS set a 2022 target for Number of Motorcycle Fatalities of 157 in the FY 2022 HSP. Based on recently published 2021 State crash data the number of Motorcycle Fatalities was 143.

Based on this data, the current projected target of “Meet” is applied to the C-7) Number of Motorcycle Fatalities performance report progress for the FY 2023 HSP. While “Meet” is applied to the projected 2022 target, the status of the performance report measure is “In Progress” as the 2022 calendar year not yet complete.

GOHS continues to fund HSP program areas through enforcement, awareness, and education, with the goal of lowering the total number of motorcycle fatalities on Arizona roadways.

Performance Measure		2021 Actuals (State Data)	2022 Target (FFY 2022 HSP)	% Difference (Actuals vs Target)	Projected to Meet/Not Meet Target
C-7)	Motorcycle fatalities	143	157	8.92%	Meet

**Performance Measure: C-8) Number of unhelmeted motorcyclist fatalities (STATE)**

Progress: **In Progress**

**Program-Area-Level Report**

GOHS set a 2022 target for Number of Unhelmeted Motorcycle Fatalities of 72 in the FY 2022 HSP. Based on recently published 2021 State crash data the number of Unhelmeted Motorcycle Fatalities was 65.

Based on this data, the current projected target of “Meet” is applied to the C-8) Number of Unhelmeted Motorcycle Fatalities performance report progress for the FY 2023 HSP. While “Meet” is applied to the projected 2022 target, the status of the performance report measure is “In Progress” as the 2022 calendar year not yet complete.

GOHS continues to fund HSP program areas through enforcement, awareness, and education, with the goal of lowering the total number of unhelmeted motorcycle fatalities on Arizona roadways.

Performance Measure		2021 Actuals (State Data)	2022 Target (FFY 2022 HSP)	% Difference (Actuals vs Target)	Projected to Meet/Not Meet Target
C-8)	Unhelmeted motorcycle fatalities	65	72	9.72%	Meet

Performance Measure: C-9) Number of drivers age 20 or younger involved in fatal crashes (STATE)

Progress: **In Progress**

Program-Area-Level Report

GOHS set a 2022 target for Number of Drivers Aged 20 or Younger Involved in a Fatal Crash of 114 in the FY 2022 HSP. Based on recently published 2021 State crash data the number of Drivers Aged 20 or Younger Involved in a Fatal Crash was 125.

Based on this data, the current projected target of “Not Meet” is applied to the C-9) Number of Drivers Aged 20 or Younger Involved in a Fatal Crash performance report progress for the FY 2023 HSP. While “Not Meet” is applied to the projected 2022 target, the status of the performance report measure is “In Progress” as the 2022 calendar year not yet complete.

GOHS continues to fund HSP program areas through enforcement, awareness, and education, with the goal of lowering the total number of young drivers involved in fatal crashes on Arizona roadways.

Performance Measure		2021 Actuals (State Data)	2022 Target (FFY 2022 HSP)	% Difference (Actuals vs Target)	Projected to Meet/Not Meet Target
C-9)	Young driver involvement in fatal crashes (<=20)	125	114	-9.65%	<b>Not Meet</b>

Performance Measure: C-10) Number of pedestrian fatalities (STATE)

Progress: **In Progress**

Program-Area-Level Report

GOHS set a 2022 target for Number of Pedestrian Fatalities of 230 in the FY 2022 HSP. Based on recently published 2021 State crash data the number of Pedestrian Fatalities was 258.

Based on this data, the current projected target of “Not Meet” is applied to the C-10) Number of Pedestrian Fatalities performance report progress for the FY 2023 HSP. While “Not Meet” is applied to the projected 2022 target, the status of the performance report measure is “In Progress” as the 2022 calendar year not yet complete.

GOHS continues to fund HSP program areas through enforcement, awareness, and education, with the goal of lowering the total number of pedestrian fatalities on Arizona roadways.

Performance Measure		2021 Actuals (State Data)	2022 Target (FFY 2022 HSP)	% Difference (Actuals vs Target)	Projected to Meet/Not Meet Target
C-10)	Pedestrian fatalities	258	230	-12.17%	<b>Not Meet</b>

**Performance Measure: C-11) Number of bicyclists fatalities (STATE)**

Progress: **In Progress**

**Program-Area-Level Report**

GOHS set a 2022 target for Number of Bicycle Fatalities of 32 in the FY 2022 HSP. Based on recently published 2021 State crash data the number of Bicycle Fatalities was 47.

Based on this data, the current projected target of “Meet” is applied to the C-11) Number of Bicycle Fatalities performance report progress for the FY 2023 HSP. While “Meet” is applied to the projected 2022 target, the status of the performance report measure is “In Progress” as the 2022 calendar year not yet complete.

GOHS continues to fund HSP program areas through enforcement, awareness, and education, with the goal of lowering the total number of bicycle fatalities on Arizona roadways.

Performance Measure		2021 Actuals (State Data)	2022 Target (FFY 2022 HSP)	% Difference (Actuals vs Target)	Projected to Meet/Not Meet Target
C-11)	Bicycle Fatalities	47	32	-46.88%	<b>Not Meet</b>

Performance Measure: B-1) Observed seat belt use for passenger vehicles, front seat outboard occupants (STATE SURVEY)

Progress: **In Progress**

Program-Area-Level Report

GOHS set a 2022 target for Observed Seat Belt Use of 91.0% in the FY 2022 HSP. Based on recently published 2021 State Survey data the Observed Seat Belt Use was 88.8%. Based on this data, the current projected target of “Not Meet” is applied to the B-1) Observed Seat Belt Use performance report progress for the FY 2023 HSP. While “Not Meet” is applied to the projected 2022 target, the status of the performance report measure is “In Progress”.

GOHS continues to fund HSP program areas through enforcement, awareness, and education, with the goal of increasing the observed seat belt usage rate on Arizona roadways.

Performance Measure		2019 Actuals (State Data)	2021 Target (FFY 2021 HSP)	% Difference (Actuals vs Target)	Projected to Meet/Not Meet Target
B-1)	Observed seat belt use	90.6%	91.0%	-0.44%	<b>Not Meet</b>



## Performance Plan Chart

PERFORMANCE PLAN CHART – 2023 Highway Safety Plan			BASE YEARS					
			2016	2017	2018	2019	2020	2021
C-1	Traffic Fatalities (FARS)	FARS Annual	952	998	1,011	979	1,057	N/A
	Reduce total fatalities to 1,200.0 (2019 - 2023 rolling average) by 2023	5-Year Rolling Avg.	858	894	926	967	999	N/A
C-2	Serious Injuries in Traffic Crashes (ADOT)	State Annual	4,617	4,207	3,790	3,627	3,108	3,778
	Reduce serious traffic injuries to 3,659.4 (2019 – 2023 rolling average) by 2023	5-Year Rolling Avg.	4,329	4,268	4,160	4,092	3,869	3,702
C-3	Fatalities/100M VMT (FARS/FHWA)	FARS/FHW A Annual	1.45	1.53	1.53	1.39	1.60	N/A
	Reduce fatalities/100 MVMT to 1.655 (2019 - 2023 rolling average) by 2023.	5-Year Rolling Avg.	1.36	1.40	1.42	1.46	1.50	N/A
C-4	Unrestrained Passenger Vehicle Occupant Fatalities, All Seat Positions	State Annual	329	312	290	300	313	276
	Reduce unrestrained passenger vehicle occupant fatalities, all seat positions by 2% from 276 in 2021 to 270 by 2023.	5-Year Linear State trend	305	304	302	309	309	298
C-5	Alcohol-Impaired Driving Fatalities	*FARS Annual	244	270	298	259	293	N/A
	Reduce alcohol impaired driving fatalities by 2% from 293 in 2021 to 287 by 2023.	5-Year Rolling Avg.	232	240	256	268	273	N/A
C-6	Speeding-Related Fatalities	State Annual	314	281	280	294	337	340
	Reduce speeding-related fatalities by 2% from 340 in 2021 to 333 by 2023.	5-Year Linear State trend	280	280	283	294	301	306
C-7	Motorcyclist Fatalities	State Annual	144	161	154	170	160	143
	Reduce motorcyclist fatalities by 2% from 143 in 2021 to 140 by 2023.	5-Year Linear State trend	139	143	144	153	158	158

PERFORMANCE PLAN CHART – 2023 Highway Safety Plan			BASE YEARS					
			2016	2017	2018	2019	2020	2021
C-8	Unhelmeted Motorcyclist Fatalities	State Annual	78	71	64	69	73	65
	Reduce unhelmeted, motorcyclist fatalities by 2% from 65 in 2021 to 64 by 2023.	5-Year Linear State trend	68	69	66	69	71	68
C-9	Drivers Age 20 or Younger involved in Fatal Crashes	State Annual	104	113	115	98	116	125
	Reduce drivers age 20 and younger involved in fatal crashes by 2% from 125 in 2021 to 123 by 2023.	5-Year Linear State trend	100	103	102	105	109	113
C-10	Pedestrian Fatalities	State Annual	163	193	226	245	235	258
	Reduce pedestrian fatalities by 2% from 258 in 2021 to 253 by 2023.	5-Year Linear State trend	160	179	196	209	224	237
C-11	Bicyclist Fatalities	State Annual	31	32	24	30	33	47
	Reduce bicyclist fatalities by 2% from 47 in 2021 to 46 by 2023.	5-Year Linear State trend	27	30	29	29	30	33
			<b>2016</b>	<b>2017</b>	<b>2018</b>	<b>2019</b>	<b>2020</b>	<b>2021</b>
B-1	Observed Seat Belt Use for Passenger Vehicles, Front Seat Outboard Occupants (State Survey)	State Annual	88.0%	86.1%	85.9%	90.6%	*90.6%	88.8%
	Increase observed seat belt use for passenger vehicles, front seat outboard occupants by .7 percentage points from 88.8 percent in 2021 to 89.5 percent by 2023.							

\*Due to COVID-19 in FY 2020, Arizona did not do a Statewide Seat Belt Survey. AZ used the FY 2019 percentage.

\*C-5 – FARS data – see C-5 performance justification

Performance Measure: C-1) Number of traffic fatalities (FARS)

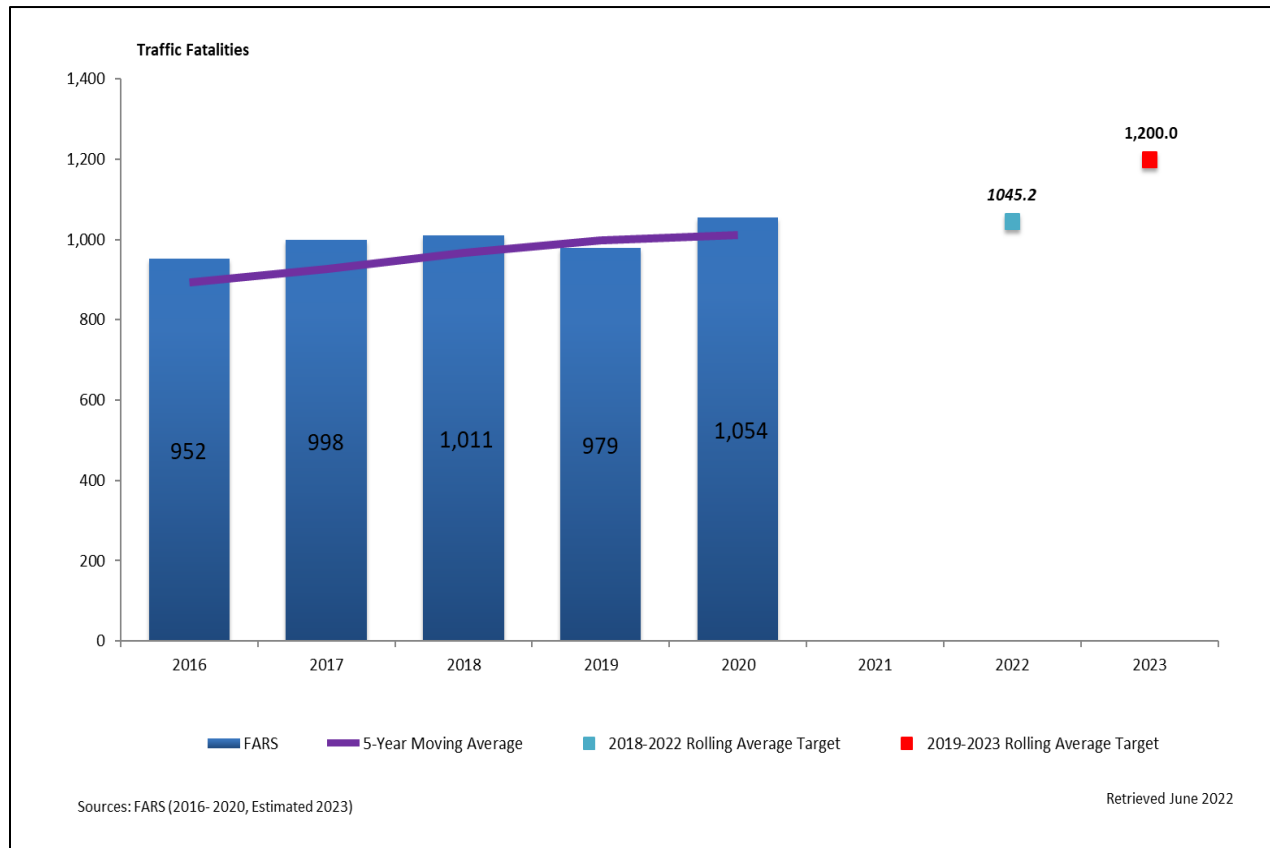
Performance Target details

Performance Target	Target Metric Type	Target Value	Target Period	Target Start Year
C-1) Number of traffic fatalities (FARS)	Numeric	1,200.0	5 Year	2019

Performance Target Justification

The chart below shows the 5-year rolling average target for 2023 total traffic fatalities. The C-1 Core Performance Outcome Measure was established in conjunction with the Arizona Department of Transportation (ADOT) and FHWA. FARS data from 2016 - 2020 was analyzed, along with 2021 state crash data to project annual traffic fatalities for calendar year 2023.

This projection was then calculated in to a 5-year rolling average for the years of 2019-2023. The 2023 target for Core Performance Measure, C-1, is 1,200.0 total traffic fatalities based on a 5-year rolling average for the years of 2019-2023. GOHS will fund priority programs in its HSP to combat the rise of traffic fatalities on Arizona roadways.



Performance Measure: C-2) Number of serious injuries in traffic crashes (State crash data files)

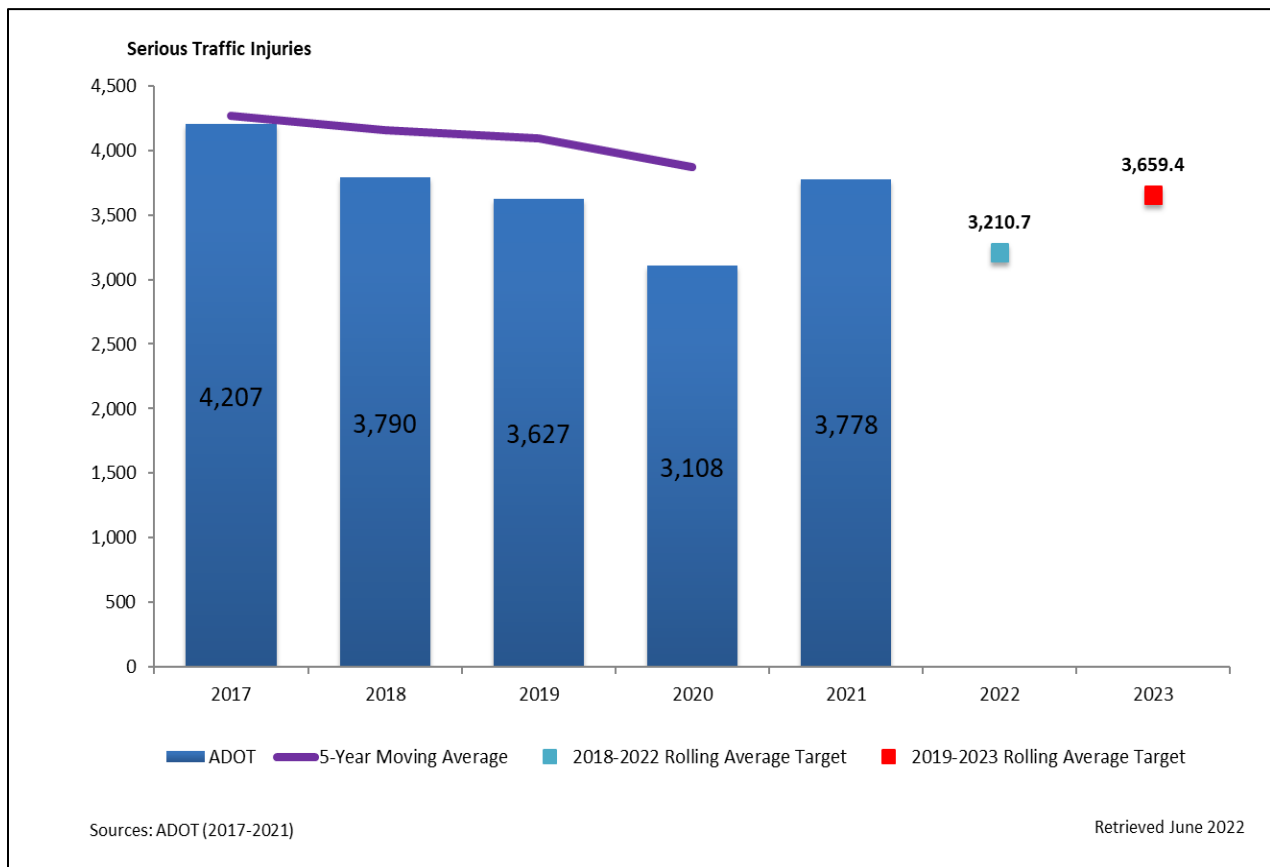
Performance Target details

Performance Target	Target Metric Type	Target Value	Target Period	Target Start Year
C-2) Number of serious injuries in traffic crashes (State crash data files)	Numeric	3,659.4	5 Year	2019

Performance Target Justification

The chart below shows the 5-year rolling average target for 2023 Serious Traffic Injuries. The C-2 Core Performance Outcome Measure was established in conjunction with the Arizona Department of Transportation (ADOT) and FHWA. State crash data from 2017-2021 was analyzed to project annual serious traffic injuries for calendar year 2023. This projection was then calculated in to a 5-year rolling average for the years of 2019-2023.

The 2023 target for Core Performance Measure, C-2, is 3,659.4 serious traffic injuries based on the 5-year rolling average. Current trend projections show an increase in serious traffic injuries through 2023. GOHS will fund priority programs in its HSP that will lead to lower serious injuries crashes.



Performance Measure: C-3) Fatalities/VMT (FARS, FHWA)

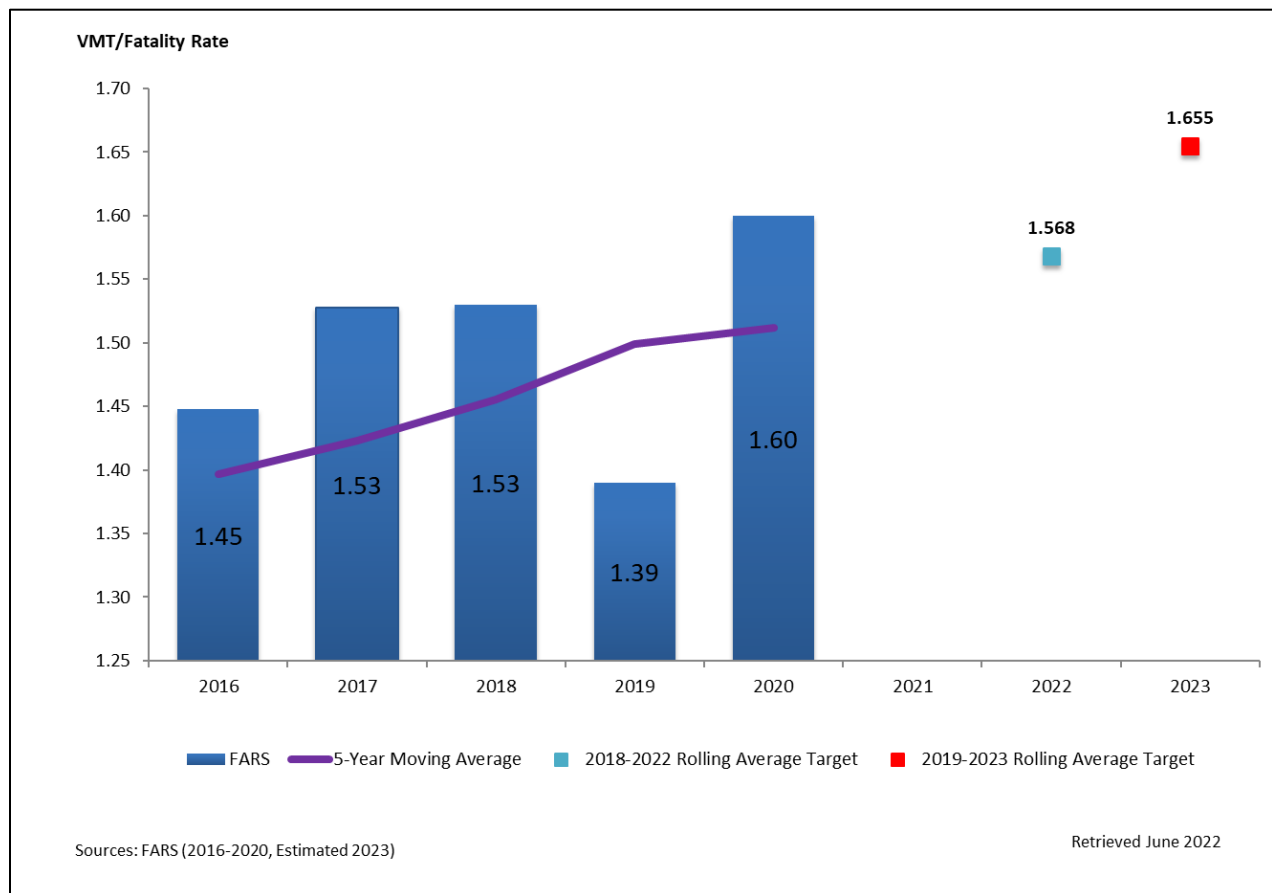
Performance Target details

Performance Target	Target Metric Type	Target Value	Target Period	Target Start Year
C-3) Fatalities/VMT (FARS, FHWA)	Numeric	1.655	5 Year	2019

Performance Target Justification

The chart below shows the 5-year rolling average target for 2023 fatalities per 100 million vehicle miles travelled (fatalities/VMT). The C-3 Core Performance Outcome Measure was established in conjunction with the Arizona Department of Transportation (ADOT) and FHWA. FARS data from 2016-2020 was analyzed, along with 2021 state crash data to project annual fatalities/VMT rate for calendar year 2023.

This projection was then calculated in to a 5-year rolling average for the years of 2019-2023. The 2023 target for Core Performance Measure, C-3, is 1.655 fatalities/VMT based on the 5-year rolling average. GOHS will fund priority programs in its HSP to combat the rise of traffic fatalities on Arizona roadways.



Performance Measure: C-4) Number of unrestrained passenger vehicle occupant fatalities, all seat positions (STATE CRASH DATA FILES)

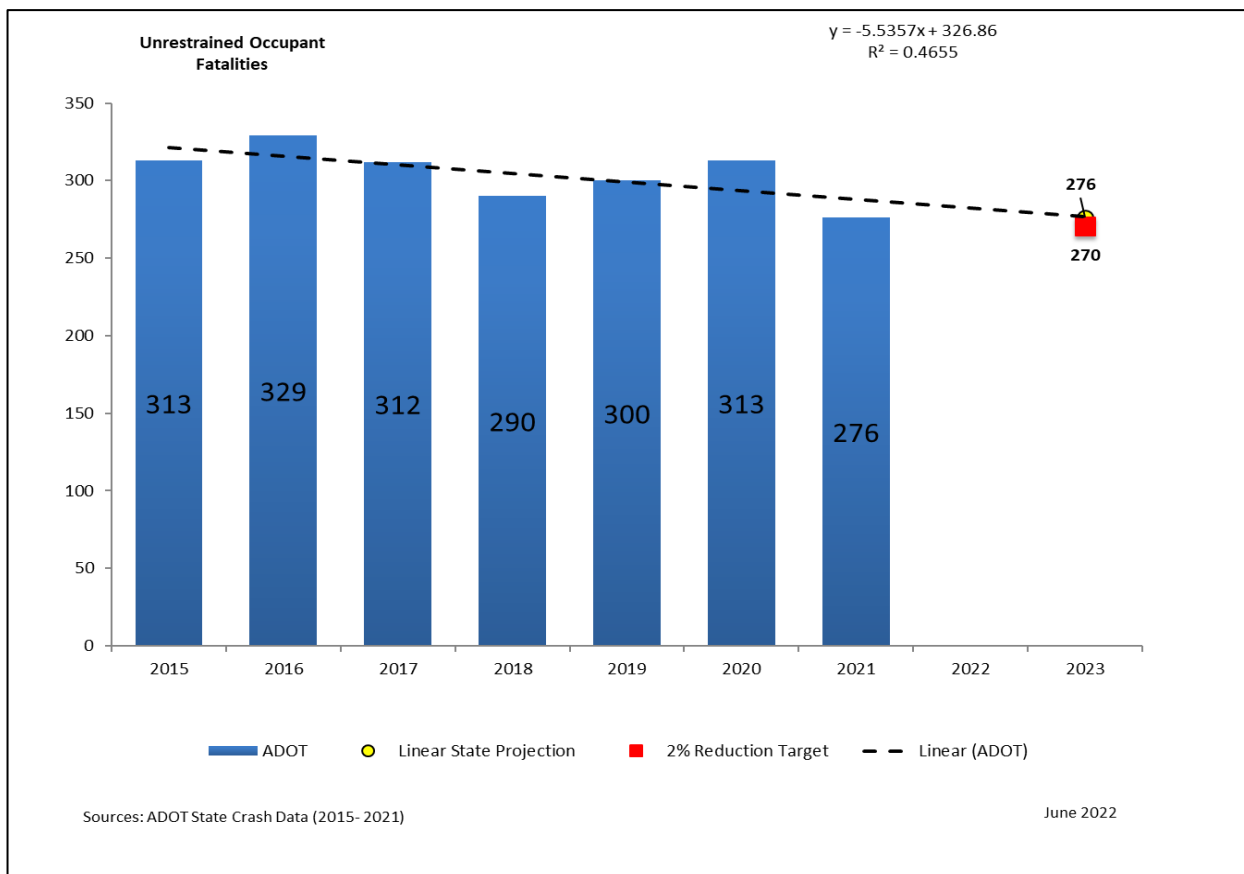
Performance Target details

Performance Target	Target Metric Type	Target Value	Target Period	Target Start Year
C-4) Number of unrestrained passenger vehicle occupant fatalities, all seat positions (STATE CRASH DATA FILES)	Numeric	270	Annual	2023

Performance Target Justification

GOHS developed an annual 2023 performance measure target by conducting a statistical forecasting analysis of 2015-2021 state fatality data. GOHS then conducts an annual linear state analysis of the data for each core performance measure to establish projected 2023 numbers.

GOHS has established an annual target reduction of 2% from current 2021 State Crash Data for 2023. GOHS has set an annual 2023 target of 270 for core performance measure C-4) unrestrained occupant vehicle fatalities. GOHS will fund HSP program areas through enforcement, awareness, education, and providing more grants for Occupant Protection with the goal of lowering the total number of unrestrained occupant vehicle fatalities on Arizona roadways.



Performance Measure: C-5) Number of fatalities in crashes involving a driver or motorcycle operator with a BAC of .08 and above (FARS DATA)

Performance Target details

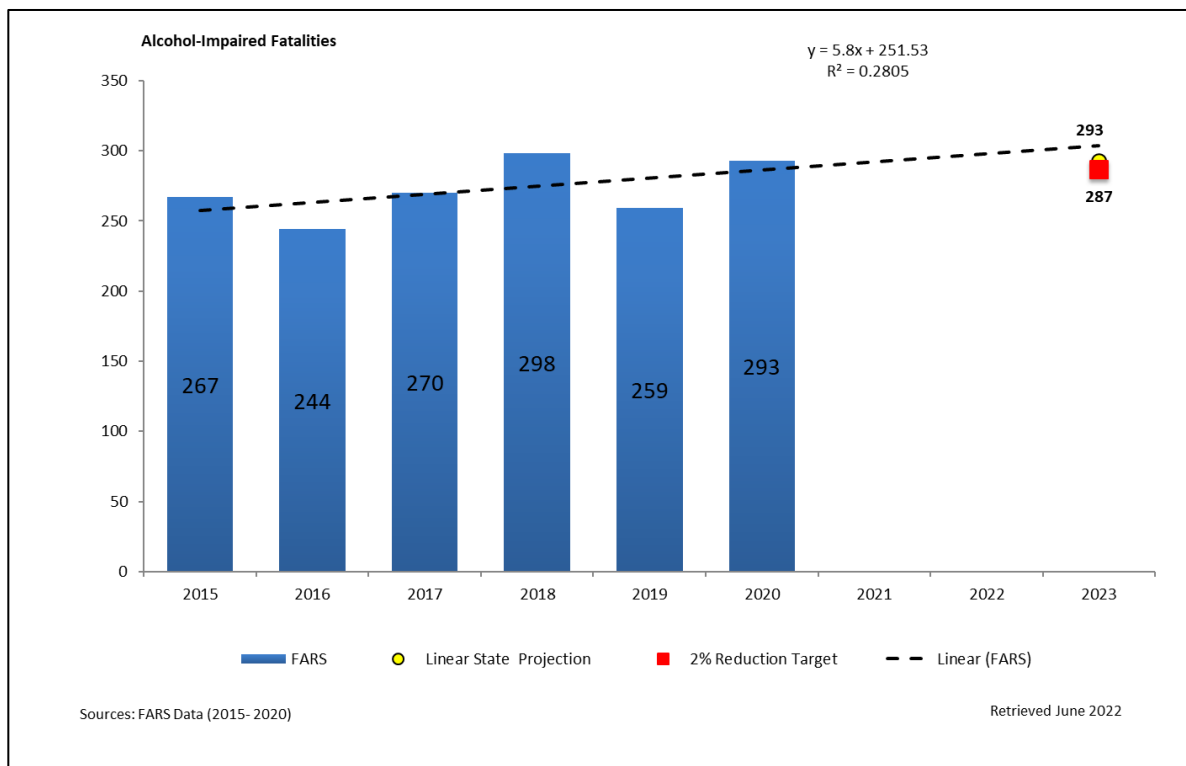
Performance Target	Target Metric Type	Target Value	Target Period	Target Start Year
C-5) Number of fatalities in crashes involving a driver or motorcycle operator with a BAC of .08 and above (FARS DATA)	Numeric	287	Annual	2023

Performance Target Justification

GOHS developed an annual 2023 performance measure target by conducting a statistical forecasting analysis of 2015-2020 FARS fatality data. GOHS then conducts an annual linear state analysis of the data for each core performance measure to establish projected 2023 numbers.

GOHS has established an annual target reduction of 2% from current 2020 FARS Data for 2023. GOHS has set an annual 2023 target of 106 for core performance measure C-5) number of fatalities in crashes involving a driver or motorcycle operator with a BAC of .08 and above.

The difference between the requirements from pulling data from ADOT State Crash files, GOHS chose to default to FARS to compute the performance target until there is sufficient data from ADOT to establish future trends. GOHS will fund HSP program areas through enforcement, awareness, and education, with the goal of lowering the total number of alcohol-impaired fatalities on Arizona roadways.



Performance Measure: C-6) Number of speeding-related fatalities (STATE CRASH DATA FILES)

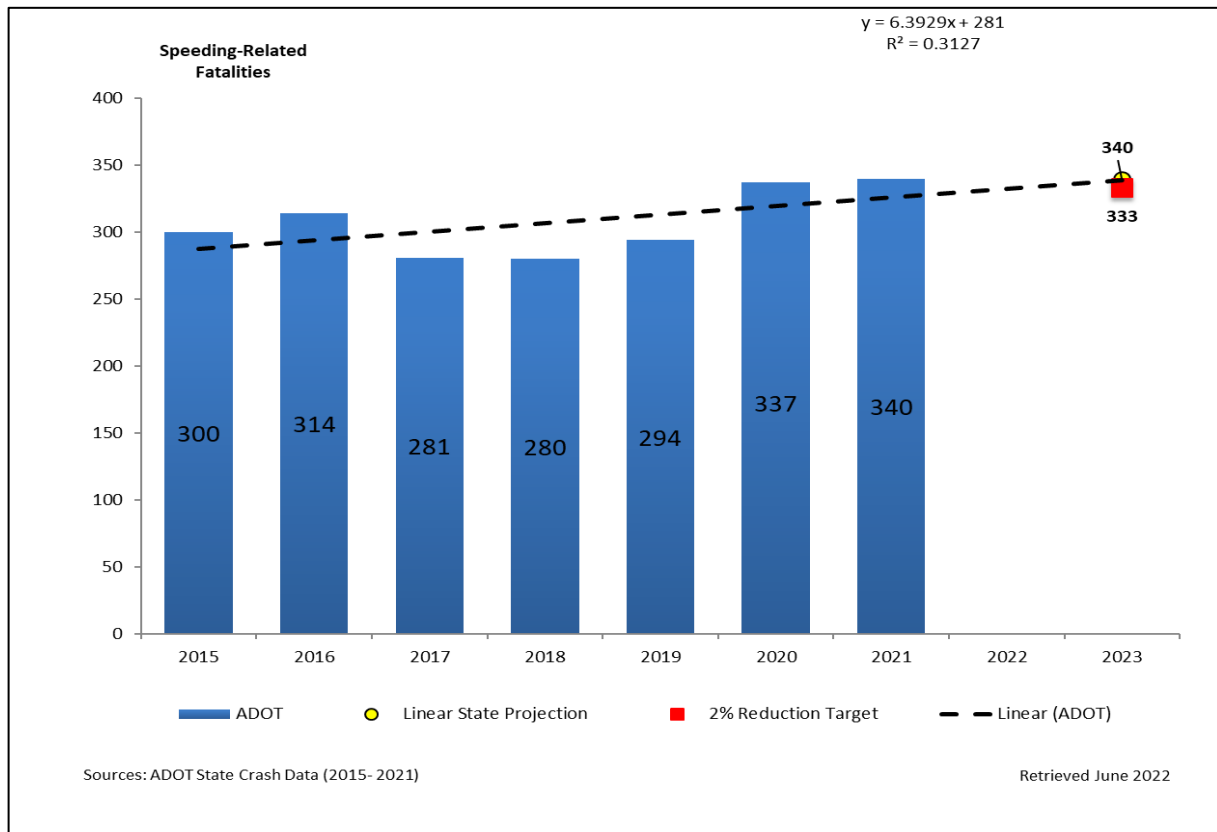
Performance Target details

Performance Target	Target Metric Type	Target Value	Target Period	Target Start Year
C-6) Number of speeding-related fatalities (STATE CRASH DATA FILES)	Numeric	333	Annual	2023

Performance Target Justification

GOHS developed an annual 2023 performance measure target by conducting a statistical forecasting analysis of 2015-2021 state fatality data. GOHS then conducts an annual linear state analysis of the data for each core performance measure to establish projected 2023 numbers.

GOHS has established an annual target reduction of 2% from current 2021 State Crash Data for 2023. GOHS has set an annual 2023 target of 333 for core performance measure C-6) number of speeding-related fatalities. GOHS will fund HSP program areas through enforcement, awareness, and education, with the goal of lowering the total number of speeding-related fatalities on Arizona roadways. GOHS had funded more programs to combat Street Racing, which is becoming a huge problem in Arizona.





Performance Measure: C-7) Number of motorcyclist fatalities (STATE CRASH DATA FILES)

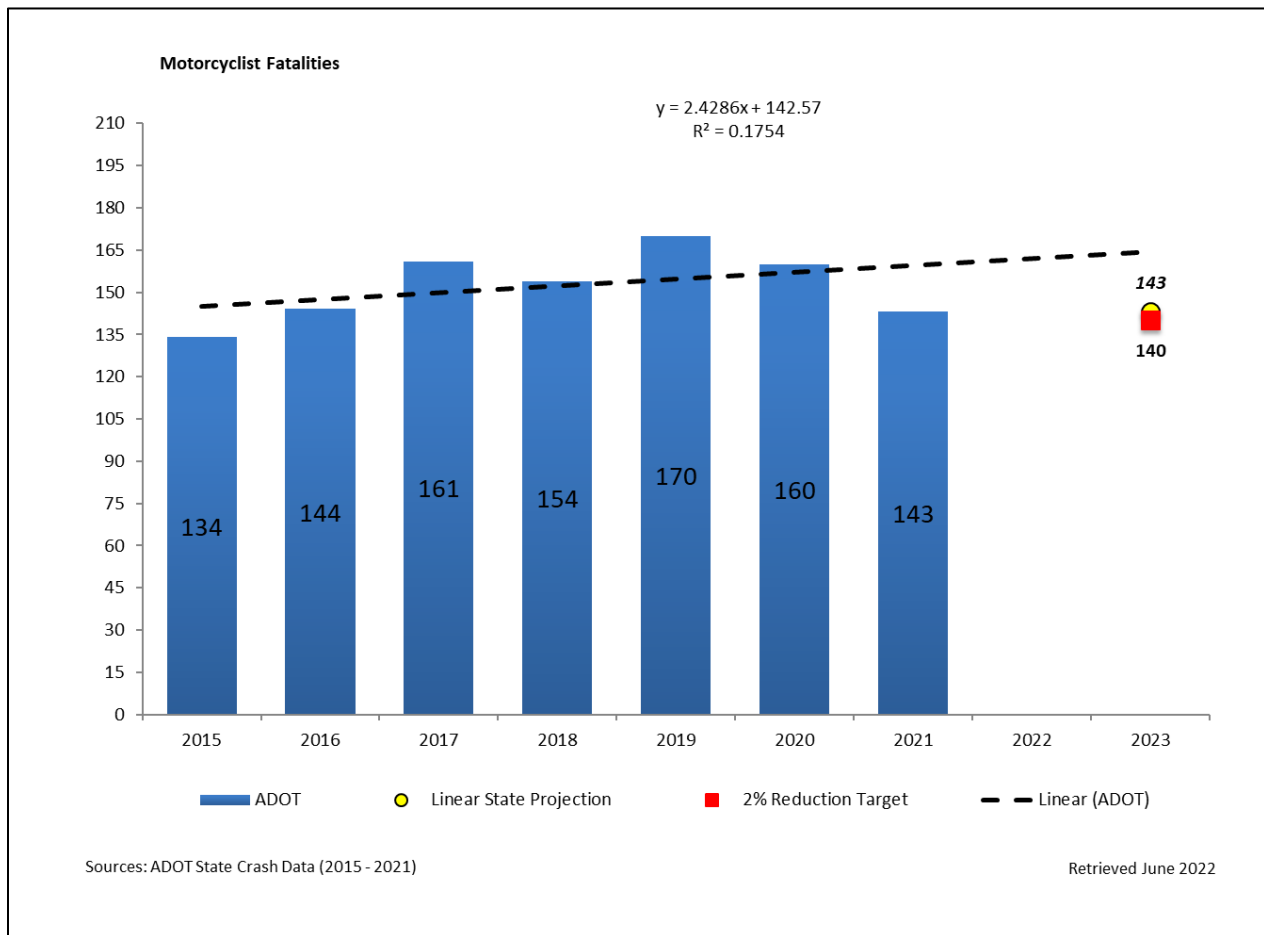
Performance Target details

Performance Target	Target Metric Type	Target Value	Target Period	Target Start Year
C-7) Number of motorcyclist fatalities (STATE CRASH DATA FILES)	Numeric	140	Annual	2023

Performance Target Justification

GOHS developed an annual 2023 performance measure target by conducting a statistical forecasting analysis of 2015-2021 state fatality data. GOHS then conducts a linear state analysis of the data for each core performance measure to establish projected 2023 numbers.

GOHS has established an annual target reduction of 2% from current 2021 State Crash Data for 2023. GOHS has set an annual 2023 target of 140 for core performance measure C-7) Number of motorcyclist fatalities. GOHS will fund HSP program areas through enforcement, awareness, and education, with the goal of lowering the total number of motorcycle fatalities on Arizona roadways.



Performance Measure: C-8) Number of unhelmeted motorcyclist fatalities (STATE CRASH DATA FILES)

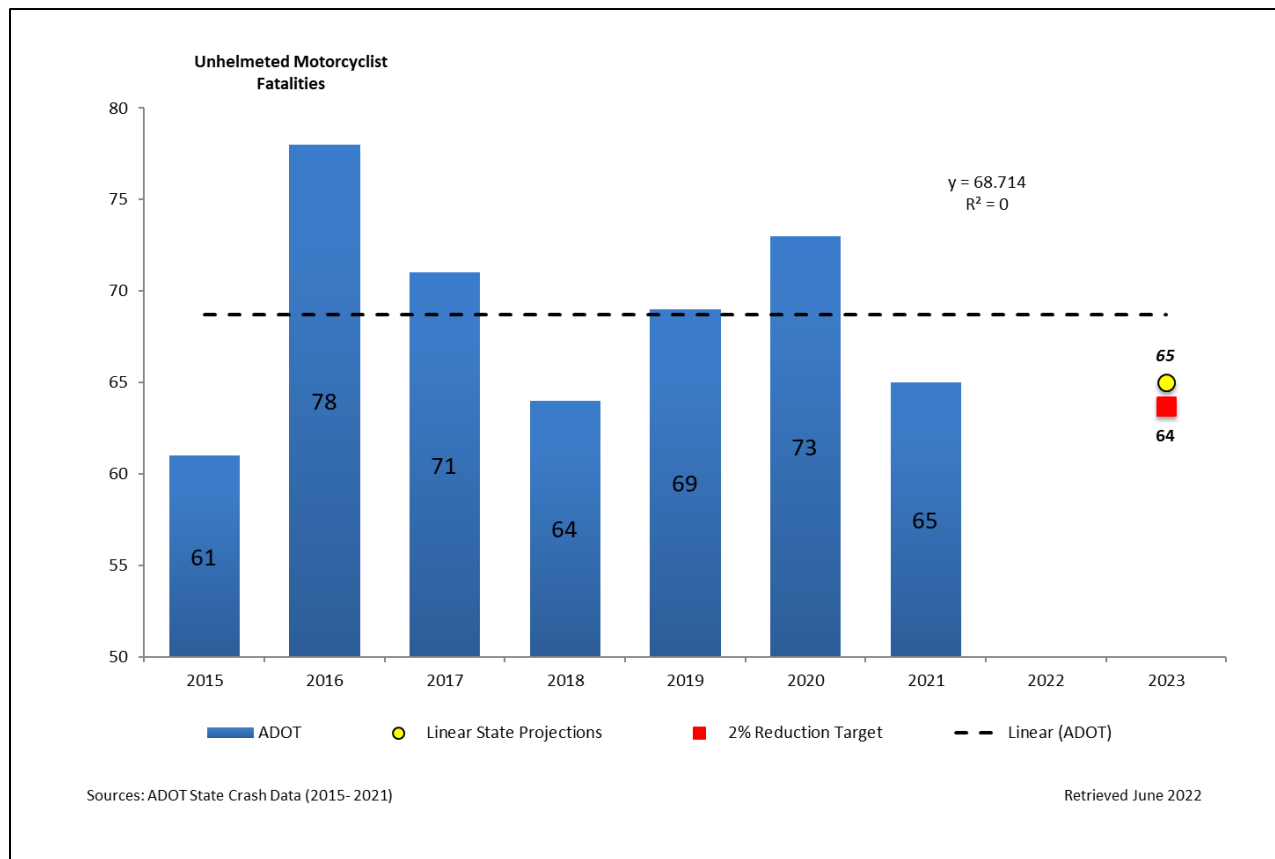
Performance Target details

Performance Target	Target Metric Type	Target Value	Target Period	Target Start Year
C-8) Number of unhelmeted motorcyclist fatalities (STATE CRASH DATA FILES)	Numeric	64	Annual	2023

Performance Target Justification

GOHS developed an annual 2023 performance measure target by conducting a statistical forecasting analysis of 2015-2021 state fatality data. GOHS then conducts a linear state analysis of the data for each core performance measure to establish projected 2023 numbers.

GOHS has established an annual target reduction of 2% from current 2021 State Crash Data for 2023. GOHS has set an annual 2023 target of 64 for core performance measure C-8) Number of unhelmeted motorcyclist fatalities. GOHS helps assist agencies to provide awareness, and education on the safety of helmet use with the goal of lowering the total number of unhelmeted motorcyclist fatalities.



Performance Measure: C-9) Number of drivers age 20 or younger involved in fatal crashes (STATE CRASH DATA FILES)

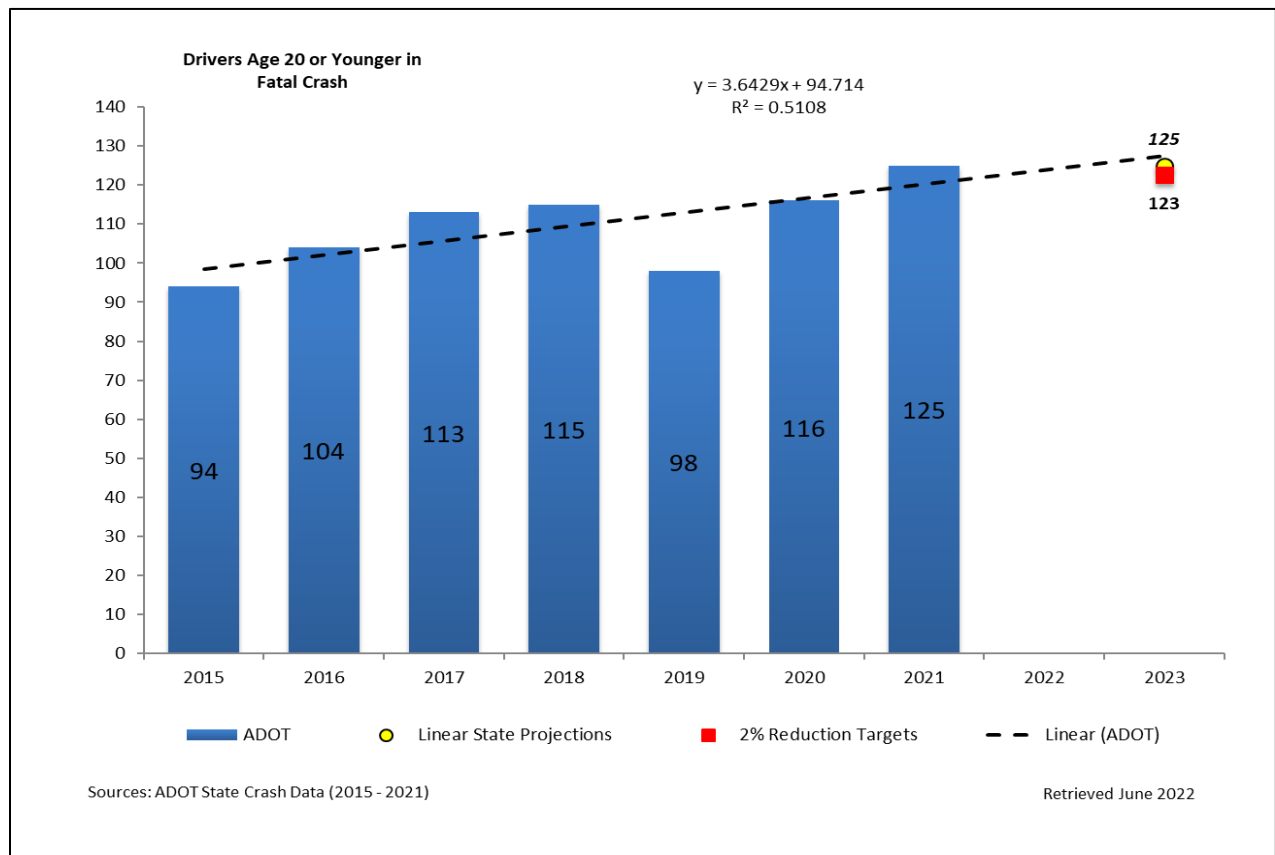
Performance Target details

Performance Target	Target Metric Type	Target Value	Target Period	Target Start Year
C-9) Number of drivers age 20 or younger involved in fatal crashes (STATE CRASH DATA FILES)	Numeric	123	Annual	2023

Performance Target Justification

GOHS developed an annual 2023 performance measure target by conducting a statistical forecasting analysis of 2015-2021 state fatality data. GOHS then conducts a linear state analysis of the data for each core performance measure to establish projected 2023 numbers.

GOHS has established an annual target reduction of 2% from current 2021 State Crash Data for 2023. If the trend projection holds, Arizona will experience an increase in young drivers involved in fatal crash in 2023 over the 123 experienced in 2021. GOHS has set an annual 2023 target of xxx for core performance measure C-9) Number of drivers age 20 or younger involved in a fatal crash. GOHS will fund HSP program areas through awareness and education, with the goal of lowering the total number of drivers age 20 or younger involved in fatal crashes on Arizona roadways.



Performance Measure: C-10) Number of pedestrian fatalities (STATE CRASH DATA FILES)

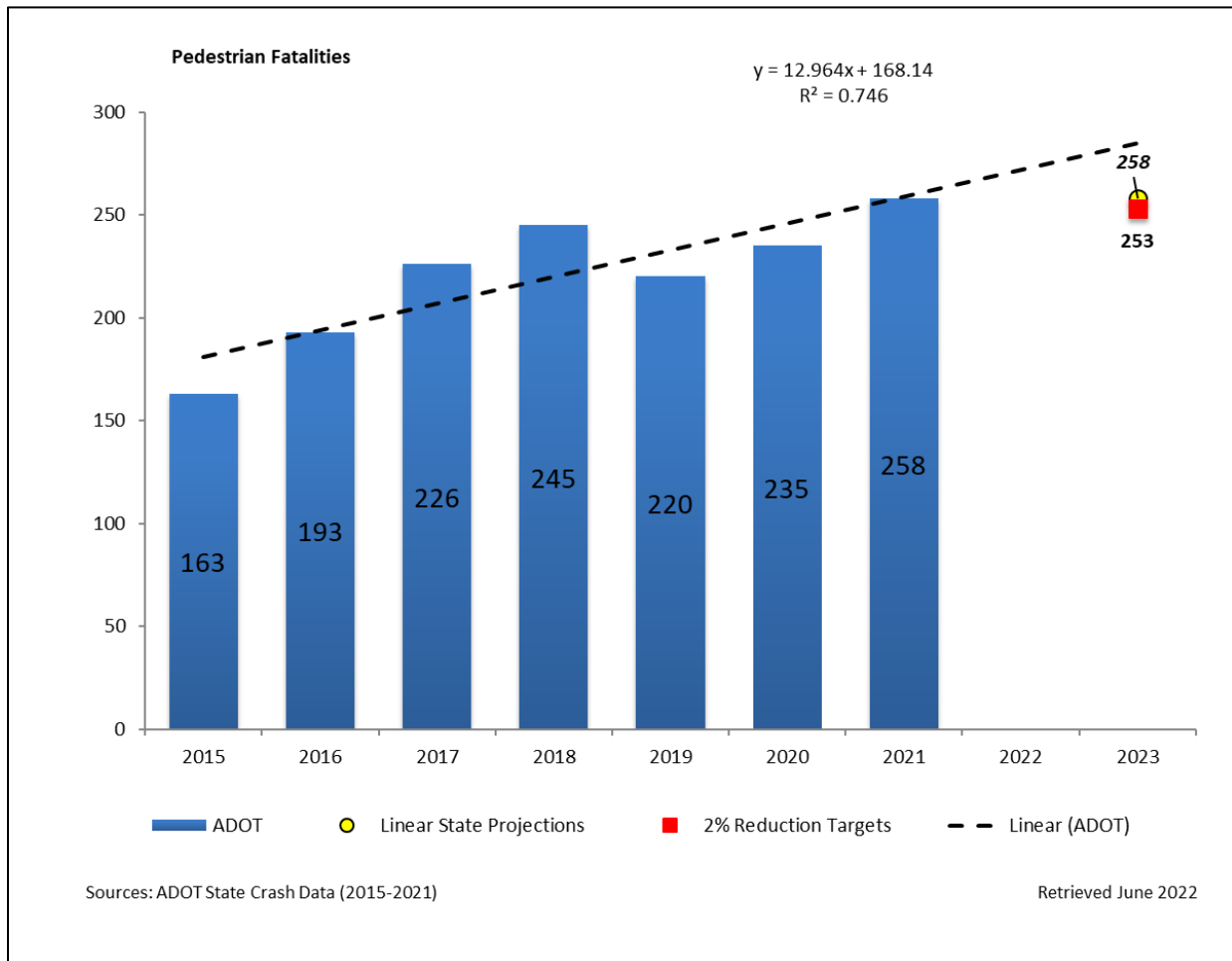
Performance Target details

Performance Target	Target Metric Type	Target Value	Target Period	Target Start Year
C-10) Number of pedestrian fatalities (STATE CRASH DATA FILES)	Numeric	253	Annual	2023

Performance Target Justification

GOHS developed an annual 2023 performance measure target by conducting a statistical forecasting analysis of 2015-2021 state fatality data. GOHS then conducts a linear state analysis of the data for each core performance measure to establish projected 2023 numbers.

GOHS has established an annual target reduction of 2% from current 2021 State Crash Data for 2023. GOHS has set an annual 2023 target of 253 for core performance measure C-10) Number of pedestrian fatalities. GOHS will fund HSP program areas through enforcement, awareness and education with the goal of lower pedestrian fatalities in Arizona.



Performance Measure: C-11) Number of bicyclists fatalities (STATE CRASH DATA FILES)

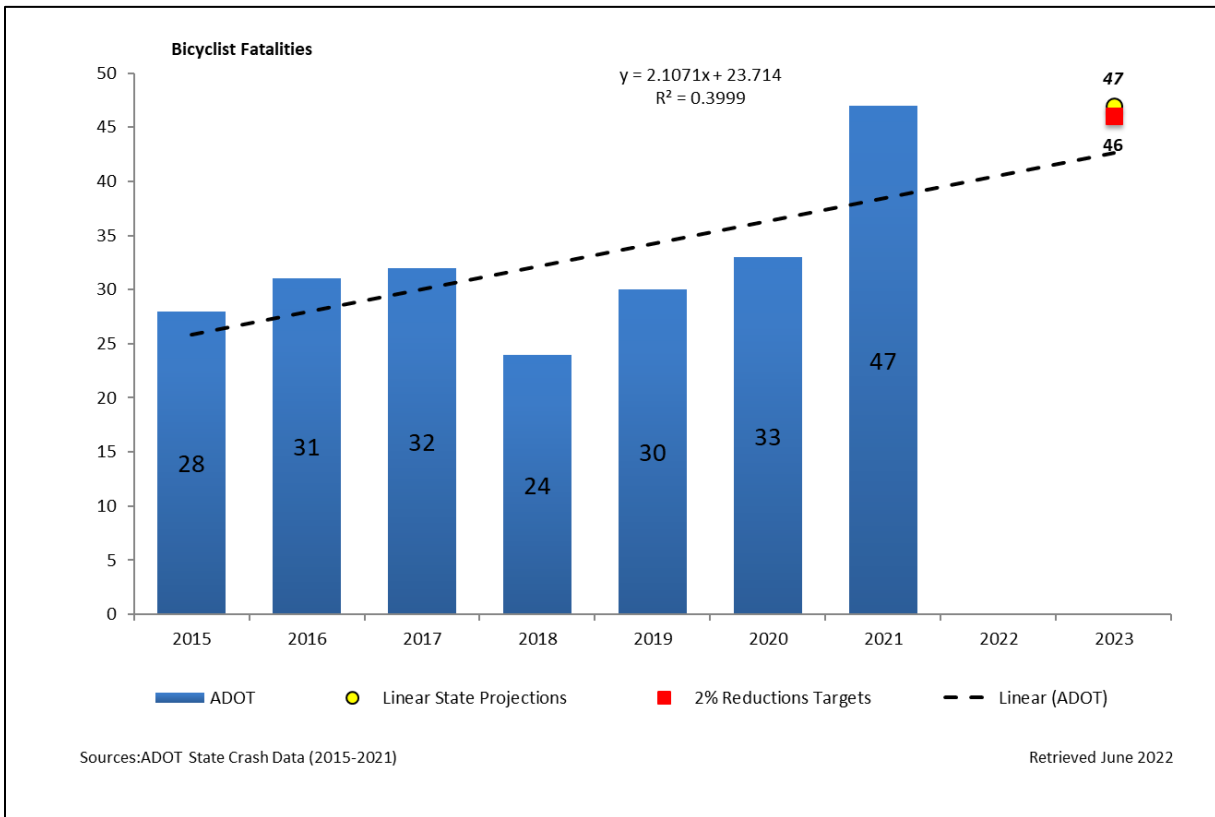
Performance Target details

Performance Target	Target Metric Type	Target Value	Target Period	Target Start Year
C-11) Number of bicyclists fatalities (STATE CRASH DATA FILES)	Numeric	47	Annual	2023

Performance Target Justification

GOHS developed an annual 2023 performance measure target by conducting a statistical forecasting analysis of 2015-2021 state fatality data. GOHS then conducts a linear state analysis of the data for each core performance measure to establish projected 2023 numbers.

GOHS has established an annual target reduction of 2% from current 2021 State Crash Data for 2023. GOHS has set an annual 2023 target of 47 for core performance measure C-11) Number of bicyclist fatalities. GOHS will provide funds to help raise awareness and education through media campaigns with the goal of reducing bicyclist fatalities.



Performance Measure: B-1) Observed seat belt use for passenger vehicles, front seat outboard occupants (survey)

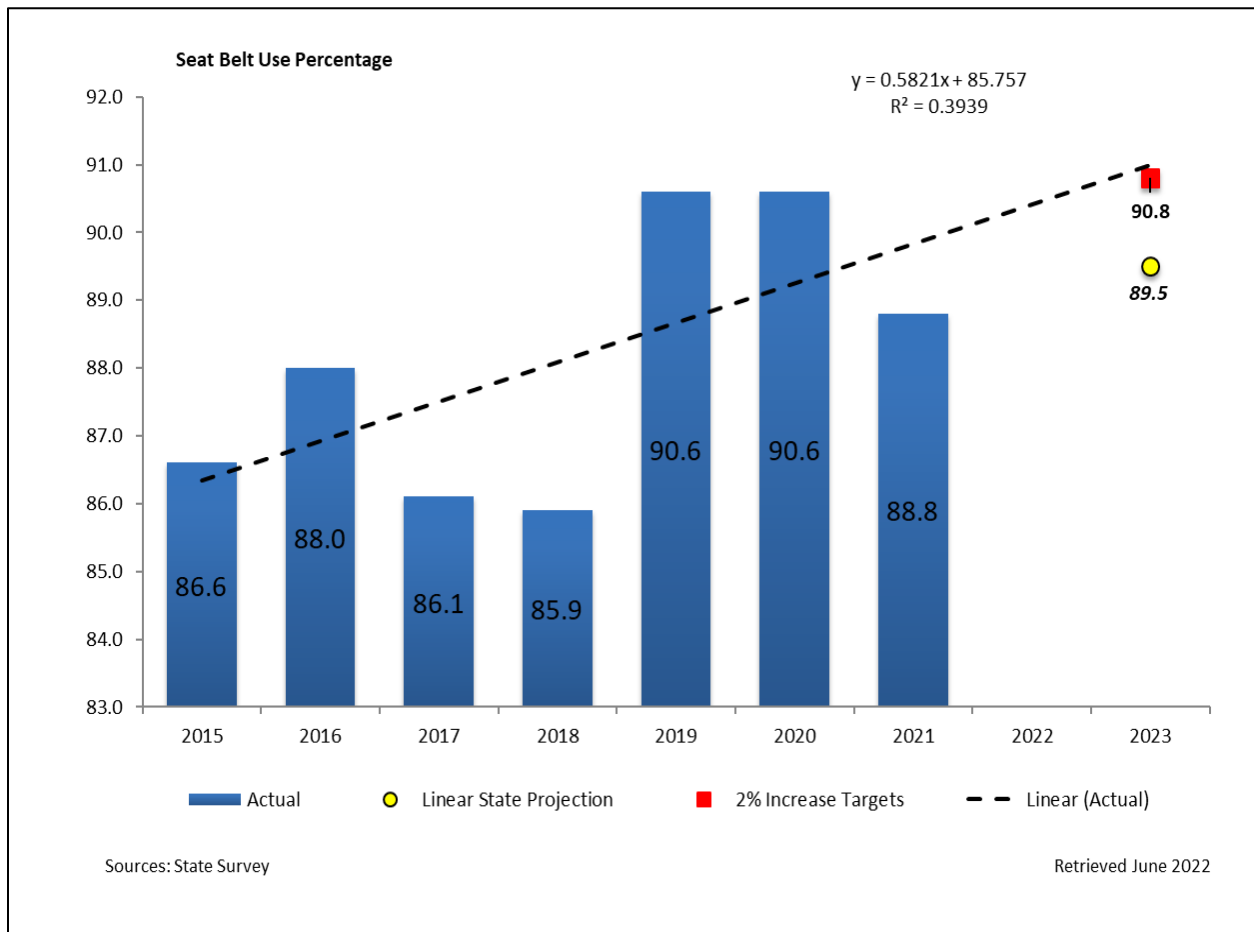
**Performance Target details**

Performance Target	Target Metric Type	Target Value	Target Period	Target Start Year
B-1) Observed seat belt use for passenger vehicles, front seat outboard occupants (survey)	Numeric	89.5	Annual	2023

**Performance Target Justification**

GOHS developed an annual 2023 performance measure target by conducting a statistical forecasting analysis of 2015-2021 state fatality data. GOHS then conducts a linear state analysis of the data for each core performance measure to establish projected 2023 numbers.

GOHS has set an annual 2023 target of 89.5% for core performance measure B-1) Observed seat belt use for passenger vehicles, front seat outboard occupants.



**Certification: State HSP performance targets are identical to the State DOT targets for common performance measures (fatality, fatality rate, and serious injuries) reported in the HSIP annual report, as coordinated through the State SHSP.**

I certify:                   **Yes**

**A-1) Number of seat belt citations issued during grant-funded enforcement activities\***

Seat belt citations:   **24,126**

Fiscal Year A-1:       **2021**

**A-2) Number of impaired driving arrests made during grant-funded enforcement activities\***

Impaired driving arrests:   **32,930**

Fiscal Year A-2:       **2021**

**A-3) Number of speeding citations issued during grant-funded enforcement activities\***

Speeding citations:   **227,829**

Fiscal Year A-3:       **2021**

## Program areas

### *Program Area: Impaired Driving (Drug and Alcohol)*

#### Description of Highway Safety Problems

Drivers impaired by alcohol and both legal and illegal drugs continue to be a challenge in Arizona. Reducing the number of alcohol-impaired fatalities and injuries occurring on the highways remains a top safety focus area. According to 2021 State Crash Data 108 fatalities involving at least one driver with a BAC of 0.08 percent or greater occurred. The Arizona Governor’s Office of Highway Safety (GOHS) provides continuing support for impaired driving enforcement. The law enforcement agencies work closely with Director Gutier and the GOHS staff to communicate the impaired driving issues affecting their respective areas of responsibility. In turn, grantees collaborate with local schools, civic groups, and media organizations for public awareness and education opportunities. GOHS uses data collected on the GOHS Enforcement reporting website to provide an effective distribution of funding in support of statewide impaired driving enforcement needs.

GOHS allocates funding to law enforcement and non-law enforcement agencies, the state highway patrol, and other state agencies to participate in overtime enforcement details and purchase equipment to enhance impaired driving enforcement.

#### Associated Performance Measures

Fiscal Year	Performance measure name	Target End Year	Target Period	Target Value
2023	C-1) Number of traffic fatalities (FARS)	2023	5 Year	1,200.0
2023	C-2) Number of serious injuries in traffic crashes (State crash data files)	2023	5 Year	3,659.4
2023	C-5) Number of fatalities in crashes involving a driver or motorcycle operator with a BAC of .08 and above (FARS)	2023	Annual	287

#### Countermeasure Strategies in Program Area

Countermeasure Strategy
Court Monitoring
DWI Courts
Enforcement of Drug-Impaired Driving
High Visibility Enforcement/Saturation Patrols/Checkpoints
Youth and Awareness Programs



## Countermeasure Strategy: Court Monitoring

Program Area: **Impaired Driving (Drug and Alcohol)**

### Project Safety Impacts

In court monitoring programs, citizens observe, track, and report on DWI court or administrative hearing activities. Court monitoring provides data on how many cases are dismissed or pled down to lesser offenses, how many result in convictions, what sanctions are imposed, and how these results compare across different judges and different courts. Court monitoring programs usually are operated and funded by citizen organizations such as Mothers Against Drunk Driving (MADD).

### Linkage Between Program Area

Court monitoring programs inform GOHS, nonprofits, the TSRP, and others about prosecution and adjudication practices. The main requirement for a court monitoring program is a reliable supply of monitors. Monitors typically are unpaid volunteers from MADD, Remove Intoxicated Drivers (RID), or a similar organization.

### Rationale

CTW Chapter 1 Section 3.3 - Court Monitoring

Shinar (1992) found that court-monitored cases in Maine produced higher conviction rates and stiffer sentences than unmonitored cases. Probst et al. (1987) found that judges, prosecutors, and other officials in 51 communities believed that court monitoring programs helped increase DWI arrests, decrease plea agreements, and increase guilty pleas.

### Planned activities in countermeasure strategy

Unique Identifier	Planned Activity Name
AL-AW	DUI/Impaired Driving Awareness

### Planned Activity: DUI/Impaired Driving Awareness

Planned activity number: **AL-AW**

### Planned Activity Description

Planned awareness activities to include court monitoring that utilizes trained volunteers/interns to collect data, provide written documentation, and observe courtroom activity in identified priority counties along with community awareness regarding the dangers of impaired driving.

### Intended Subrecipients

Non Profit Organizations

### Countermeasure strategies

Countermeasure strategies in this planned activity

Countermeasure Strategy
Court Monitoring

Funding sources

Source Fiscal Year	Funding Source	Eligible Use of Funds	Estimated Funding Amount	Match Amount	Local Benefit
2023	FAST Act NHTSA 402	Alcohol (FAST)	\$*132,650.00	\$13,940.78	\$132,650.00

\*Total includes all “Planned activity” AL-AW funding.

Countermeasure Strategy: DWI Courts

Program Area: **Impaired Driving (Drug and Alcohol)**

Project Safety Impacts

The Arizona GOHS TSRP program supports the innovative work conducted in Arizona in DUI and impaired driving enforcement in numerous ways. The TSRP provides training to prosecutors, law enforcement officers, crime lab personnel, judges, interns, and community members. The TSRP coordinates speakers for additional programs that occur as needed.

Arizona’s TSRP program has focused on four primary objectives:

- Provide training to prosecutors, law enforcement and other traffic safety professionals;
- Be a resource for prosecutors and the traffic safety community statewide;
- Improve communication; and
- Be a liaison.

The TSRP assists prosecutors statewide in the adjudication of impaired driving cases. The TSRP focuses on two goals: 1) increase the visibility of traffic safety cases with prosecutors and prosecutors’ visibility within the traffic safety community and 2) increase the confidence of prosecutors in the courtroom.

Linkage Between Program Area

GOHS will continue to fund the TSRP program as the education provided is essential for law enforcement and prosecutors who must provide testimony in DUI court cases.

Rationale

CTW - Chapter 1. Section 3.1 - DWI courts

Traffic Safety Resource Prosecutors (TSRPs) are professionals with prosecutorial experience who specialize in the prosecution of traffic crimes, and DWI cases in particular. They provide training, education, and technical support to other prosecutors and law enforcement agencies within their State.

Planned activities in countermeasure strategy

Unique Identifier	Planned Activity Name
AL-TSRP	Traffic Safety Resource Prosecutor

**Planned Activity: Traffic Safety Resource Prosecutor**

Planned activity number: **AL-TSRP**  
 Primary Countermeasure Strategy: **DWI Courts**

**Planned Activity Description**

Planned activity for Arizona’s Traffic Safety Resource Prosecutor (TSRP) to assists prosecutors statewide in the adjudication of impaired driving cases.

**Intended Subrecipients**

Traffic Safety Resource Prosecutor

**Countermeasure strategies**

Countermeasure strategies in this planned activity

Countermeasure Strategy
DWI Courts

**Funding sources**

Source Fiscal Year	Funding Source	Eligible Use of Funds	Estimated Funding Amount	Match Amount	Local Benefit
2023	FAST Act 405d Impaired Driving Mid	405d Impaired Driving Mid (FAST)	\$156,568.00	\$16,454.43	\$0.00

**Countermeasure Strategy: Enforcement of Drug-Impaired Driving**

Program Area: **Impaired Driving (Drug and Alcohol)**

**Project Safety Impacts**

In 2021, Arizona law enforcement agencies made approximately over 1.13 million traffic stops and over 32,000 DUI arrests. Though Arizona has some of the toughest impaired driving laws in the country, there is an alarming increase in arrests stemming from drug impaired driving. Prescription drug abuse is an epidemic and “medical marijuana” is legal. As drugged driving has become more prevalent, arrests have increased dramatically, from about 1,153 in 2009 to over 8,700 in 2021, a 654% increase in over 11 years. This increase is more likely due to the focus on drugged driving recognition training (DRE) for law enforcement.

The State has a cadre of superbly trained officers in alcohol- and drug-impaired driver detection, but the challenges continue. Most law enforcement training in drugged driving recognition is through the Advanced Roadside Impaired Driving Enforcement (ARIDE) course. This course is targeted at NHTSA Standardized Field Sobriety Test (SFST) certified officers. It is HIGHLY recommended that every law enforcement agency send as many officers as possible to the 16-hour courses. GOHS purchased Arizona's own customized AZ DRE Data Entry Management System (AZDDEMS), which is a web-based application. This application is accessed on a computer or using a 10-inch tablet. The tablets will be purchased and remain the property of GOHS. This application was purchased from the Institute for Traffic Safety Management & Research (ITSMR) and the 3-year license agreement is with ITSMR and The Research Foundation for The State


University of New York (SUNY). Every DRE in the state has access to this application. One of the main benefits of AZDDEMS is that data entered into our AZDDEMS will automatically upload into the NHTSA system. Eventually, every DRE will be issued and use a tablet for their DRE evaluation. GOHS plans an implementation process for purchasing, training and equipping every DRE with a tablet.

**Linkage Between Program Area**

GOHS devotes significant resources toward the training of officers in areas such as Standardized Field Sobriety Test (SFST), Drug Recognition Expert (DRE), Horizontal Gaze Nystagmus (HGN), DUI report writing and testimony, law enforcement phlebotomy, Advanced Roadside Impaired Driving Enforcement (ARIDE), and Drug Impairment Training for Educational Professionals (DITEP). As a result, Arizona continues to be a national leader in the DRE program. Consequently, Arizona provides training to law enforcement officials from other states and countries. GOHS has funded DRE Certification Nights hosted by the Maricopa County Sheriff’s Office (MCSO) for law enforcement officials for over a dozen other states, and are now hosting the return of DRE students from Canada. Arizona’s robust DRE Certification Night program has proven to be successful.

GOHS has provided funding in support of law enforcement training programs, conference speakers with special training knowledge, and conference registrations to provide necessary updates for Arizona’s DREs, as well as funding training for law enforcement phlebotomists.

Arizona takes drugged driving impairment seriously and to date all Department of Public Safety officers are mandated to attend ARIDE training. GOHS also conducts training for prosecutors and judges on DUI law issues through the Arizona Prosecuting Attorneys Advisory Council and the Arizona Supreme Court.



### GOVERNOR'S OFFICE OF HIGHWAY SAFETY 2021 IMPAIRED DRIVING TRAINING

CLASS MONTH	Advanced Roadside Impaired Driving Enforcement (ARIDE)	Drug Impairment Training for Educational Professionals (DITEP)	Drug Impairment Training for Educational Professionals (DITEP) Instructor	Drug Recognition Expert (DRE)			Phlebotomy			Standardized Field Sobriety Test Horizontal Gaze Nystagmus (SFST/HGN)				2021 Monthly Totals
				Training	Refresher	Instructor	Training	Refresher	Instructor	Training	Wet Workshop	Refresher	Instructor	
JANUARY	12	0	0	0	46	0	0	24	0	35	0	0	9	126
FEBRUARY	48	0	0	16	36	0	7	9	0	72	0	0	6	194
MARCH	78	0	0	0	38	0	10	0	0	28	7	4	0	165
APRIL	68	0	0	0	0	0	8	0	0	99	0	0	9	184
MAY	37	0	0	22	5	7	5	21	0	39	9	0	0	145
JUNE	0	24	6	0	0	0	11	22	0	93	2	0	0	158
JULY	88	5	0	0	0	0	41	57	0	53	6	5	0	255
AUGUST	23	0	0	0	0	0	19	22	0	83	0	6	0	153
SEPTEMBER	30	0	0	9	0	9	2	23	0	105	0	0	13	191
OCTOBER	15	12	0	15	0	0	40	30	0	50	0	0	0	162
NOVEMBER	7	5	0	0	7	0	5	20	0	78	0	0	17	139
DECEMBER	14	0	0	0	0	0	34	43	0	15	0	0	0	106
<b>CLASS TOTALS</b>	<b>420</b>	<b>46</b>	<b>6</b>	<b>62</b>	<b>132</b>	<b>16</b>	<b>182</b>	<b>271</b>	<b>0</b>	<b>750</b>	<b>24</b>	<b>15</b>	<b>54</b>	<b>1978</b>

**IMPAIRED DRIVING TRAINING CLASS TOTALS**

2016	1223
2017	1343
2018	1300
2019	1668
2020	1318

**ADVANCED COLLISION COURSE TRAINING CLASS TOTALS**

26	IPTM - At Scene Traffic Crash/Traffic Homicide
29	IPTM - Medical Foundations of Visual Systems Testing
27	IPTM - On Scene Traffic Investigations

**AZ 2021 TOTAL TRAINED 1978**

*E-Warrant 8,041 users - 9,751 E-Warrants issued in 2021*

Rationale

CTW - Chapter 1. Section 7.1 - Enforcement of Drug-Impaired Driving

Several studies have shown DRE judgments of drug impairment are corroborated by toxicological analysis in 85% or more of cases (NHTSA, 1996). However, one experimental laboratory study found DREs' ability to distinguish between impaired and non-impaired people was moderate to poor for several types of drugs including marijuana, codeine, and amphetamines (Shinar et al., 2000). This study showed DREs tended to rely on just one or two “pivotal” cues to identify specific drug impairment. A study of the drug evaluation and classification program determined that a combination of cues could provide higher levels of true positives in DRE identification of cannabis consumption (Hartman et al., 2016). These cues included metrics from physiological tests (finger-to-nose test, one-leg stand, and the walk-and-turn) and visual indicators (eyelid tremors). The findings suggest that there are certain differentiating cues for use by DREs in discerning cannabis consumption, though the relation to driving impairment is still unclear.

**Planned activities in countermeasure strategy**

Unique Identifier	Planned Activity Name
AL-TR	DUI/Impaired Training

Planned Activity: DUI/Impaired Training

Planned activity number: **AL-TR**

Primary Countermeasure Strategy: **Enforcement of Drug-Impaired Driving**

Planned Activity Description

Planned training activities to include Standardized Field Sobriety Test (SFST), Drug Recognition Expert (DRE), Horizontal Gaze Nystagmus (HGN), law enforcement phlebotomy, Advanced Roadside Impaired Driving Enforcement (ARIDE), DRE Certification Nights, Drug Impairment Training for Educational Professionals (DITEP), Judges Conference, Law Enforcement and Prosecutors Conference.

Intended Subrecipients

Law Enforcement Agencies, State Agencies, GOHS

Countermeasure strategies

Countermeasure strategies in this planned activity

Countermeasure Strategy
Enforcement of Drug-Impaired Driving

Funding sources

Source Fiscal Year	Funding Source	Eligible Use of Funds	Estimated Funding Amount	Match Amount	Local Benefit
2023	FAST Act 405d Impaired Driving Mid	405d Mid Drug and Alcohol Training (FAST)	\$319,018.00	\$33,527.03	\$0.00
2023	FAST Act NHTSA 402	Alcohol (FAST)	\$115,268.00	\$12,114.03	\$115,268.00

Countermeasure Strategy: High Visibility Enforcement/Saturation Patrols/Checkpoints

Program Area: **Impaired Driving (Drug and Alcohol)**

Project Safety Impacts

GOHS developed a strategic, statewide impaired driving task force which includes members from state, county, local, and tribal law enforcement personnel in addition to non-law enforcement agencies. The strategic task force works to increase impaired driver recognition training for law enforcement personnel and enhance enforcement efforts in addition to identifying best practices to increase public awareness and education about the dangers and consequences of impaired driving. The strategic task force coordinates with law enforcement agencies statewide to encourage the implementation of additional high-visibility enforcement impaired driving efforts such as saturation patrols, and Task Force details.

Each agency schedules enforcement details specific to the impaired driving issues in their respective areas. Overtime details include sobriety checkpoints as well as saturation patrols and DUI Task Force details set up to address holiday and special event enforcement. Staffing for the overtime details includes full time officers, deputies, and detention officers who detect, evaluate, arrest, and process impaired drivers.

Linkage Between Program Area

GOHS devotes significant resources to overtime enforcement, equipment, and training for law enforcement officers. Arizona’s impaired driving program utilizes enforcement, education, training, and public awareness to reduce the number of fatalities and injuries resulting from alcohol- and drug-impaired collisions.

GOHS will continue to fund these proven effective strategies to reduce the number of alcohol and drug driving-related fatalities by increasing the number of DUI arrests, training law enforcement on effective tools and techniques, and regularly informing the public about the dangers associated impaired driving and the threat of legal consequences and associated economic costs (fines, court costs, insurance, job loss, etc.)

Rationale

CTW - Chapter 1. Section 2.1 - Publicized sobriety checkpoints, 2.2 - High visibility saturation patrols

Enforcement/Saturation patrols can be effective in reducing alcohol-related fatal crashes when accompanied by extensive publicity. They should be highly visible and publicized extensively to be effective in deterring impaired driving. Communication and enforcement plans should be

coordinated. Messages should clearly and unambiguously support enforcement. Paid media may be necessary to complement social media, news stories, and other earned media, especially in a continuing saturation patrol program (Goodwin et al., 2005, Strategy B1).

**Planned activities in countermeasure strategy**

Unique Identifier	Planned Activity Name
AL-EN	DUI/Impaired Driving Enforcement and Overtime
AL-EQ	DUI/Impaired Driving Equipment
AL-MS	DUI/Impaired Driving Materials and Supplies

**Planned Activity: DUI/Impaired Driving Enforcement and Overtime**

Planned activity number: **AL-EN**

Primary Countermeasure Strategy: **High Visibility Enforcement/Saturation Patrols/Checkpoints**

**Planned Activity Description**

Planned enforcement activities to include - year-long sustained enforcement efforts and periodic enhanced enforcement campaigns, such as the Holiday DUI Task Force enforcement efforts to detect impaired drivers. Planned activities may include the purchase of equipment that support and enhance impaired driving enforcement efforts. The items purchased may include Intoxilyzers.

**Intended Subrecipients**

Law Enforcement Agencies, State Agencies

**Countermeasure strategies**

Countermeasure strategies in this planned activity

Countermeasure Strategy
High Visibility Enforcement/Saturation Patrols/Checkpoints

**Funding sources**

Source Fiscal Year	Funding Source	Eligible Use of Funds	Estimated Funding Amount	Match Amount	Local Benefit
2023	FAST Act 405d Impaired Driving Int	405d Int Alcohol (FAST)	\$127,918.00	\$13,443.48	\$0.00
2023	FAST Act 405d Impaired Driving Mid	405d Impaired Driving Mid (FAST)	\$1,729,637.00	\$181,775.31	\$0.00
2023	FAST Act NHTSA 402	Alcohol (FAST)	\$622,786.00	\$65,451.37	\$622,786.00

Major purchases and dispositions

Equipment with a useful life of more than one year and an acquisition cost of \$5,000 or more.

Item	Quantity	Unit cost	Total Cost	NHTSA Share per unit	NHTSA Share Total Cost
Intoxilyzers	3	\$10,000.00	\$30,000.00	\$30,000.00	\$30,000.00
Intoxilyzer	1	\$8,638.00	\$8,638.00	\$8,638.00	\$8,638.00
Intoxilyzers	2	\$9,870.00	\$19,740.00	\$19,740.00	\$19,740.00
Intoxilyzer	1	\$10,104.00	\$10,104.00	\$10,104.00	\$10,104.00
Intoxilyzer	1	\$9,900.00	\$9,900.00	\$9,900.00	\$9,900.00
Intoxilyzers	2	\$9,896.50	\$19,793.00	\$19,793.00	\$19,793.00

Planned Activity: DUI/Impaired Driving Equipment

Planned activity number: **AL-EQ**

Primary Countermeasure Strategy: **High Visibility Enforcement/Saturation Patrols/Checkpoints**

Planned Activity Description

Planned activities may include the purchase of equipment that support and enhance impaired driving enforcement efforts. The items purchased may include DUI vans, DUI Vehicles, Crime lab instruments.

Intended Subrecipients

Law Enforcement Agencies, State Agencies

Countermeasure strategies

Countermeasure strategies in this planned activity

Countermeasure Strategy
High Visibility Enforcement/Saturation Patrols/Checkpoints

Funding sources

Source Fiscal Year	Funding Source	Eligible Use of Funds	Estimated Funding Amount	Match Amount	Local Benefit
2023	FAST Act 405d Impaired Driving Mid	405d Impaired Driving Mid (FAST)	\$0.00	\$0.00	\$0.00
2023	FAST Act NHTSA 402	Alcohol (FAST)	\$227,392.00	\$23,897.65	\$227,392.00



Major purchases and dispositions

**Equipment with a useful life of more than one year and an acquisition cost of \$5,000 or more.**

Item	Quantity	Unit cost	Total Cost	NHTSA Share per unit	NHTSA Share Total Cost
One (1) GC/MS/MS System	1	\$175,919.00	\$175,919.00	\$175,919.00	\$175,919.00
Intoxilyzer	1	\$10,473.00	\$10,473.00	\$10,473.00	\$10,473.00
GOHS DRE Support equipment	1	\$37,000.00	\$37,000.00	\$37,000.00	\$37,000.00

**Planned Activity: DUI/Impaired Driving Materials and Supplies**

Planned activity number: **AL-MS**

Primary Countermeasure Strategy: **High Visibility Enforcement/Saturation Patrols/Checkpoints**

**Planned Activity Description**

Planned activities to include the purchase of materials and supplies that support and enhance impaired driving enforcement efforts. The items purchased may include and are not limited to portable breath testing devices (PBTs), phlebotomy supplies, PBT and Intoxilyzer mouthpieces, drug testing kits, urine and blood kits, tint meters, gas cylinders used to calibrate PBTs and Livescan instruments.

**Intended Subrecipients**

Law Enforcement Agencies, State Agencies

**Countermeasure strategies**

Countermeasure strategies in this planned activity

Countermeasure Strategy
High Visibility Enforcement/Saturation Patrols/Checkpoints

**Funding sources**

Source Fiscal Year	Funding Source	Eligible Use of Funds	Estimated Funding Amount	Match Amount	Local Benefit
2023	FAST Act NHTSA 402	Alcohol (FAST)	*\$326,163.00	\$34,277.93	\$326,163.00

\* Majority of funds are under Planned activity AL-EN

**Countermeasure Strategy: Youth and Awareness Programs**

Program Area: **Impaired Driving (Drug and Alcohol)**

**Project Safety Impacts**

Law enforcement agencies and fire departments conduct “mock crashes” to educate high school students about the risks associated with underage alcohol consumption; Non-profit organizations implement programs to educate high school students on the dangers of impaired driving.

Since the pilot program in 2009, the “Know Your Limit” program has turned in to a highly successful campaign aimed at the education and deterrence of impaired driving. By making contact with citizens at night in front of crowded bar districts and areas, agencies encourage citizens take a voluntary breath test to show them how easy it is to reach the legal BAC limit in Arizona. Citizens are then educated on DUI laws and the smart decision to either take alternative transportation home or designate a sober driver for the night.

**Linkage Between Program Area**

General awareness programs are important to reminders to students about the risks of driving after drinking with messages that requires constant reinforcement. However, these general awareness programs are best combined with other programs that focus on individual behavior change and enhanced enforcement.

The Know Your Limit program quickly went from an occasional event to a weekly campaign for law enforcement agencies partnering with GOHS to provide this innovative program. In recent years, agencies have conducted Know Your Limit details during high profile events such as the Super Bowl, the NCAA College Football Championship, and the Waste Management Phoenix Open.

**Rationale**

CTW Chapter 1. Section 6.5 - Youth Programs

States and communities have conducted extensive youth drinking-and-driving-prevention programs over the past 25 years. These programs seek to motivate youth not to drink, not to drink and drive, and not to ride with a driver who has been drinking. GOHS currently partners with over 30 agencies in providing the Know Your Limit program. Each year, new agencies are provided funding to conduct campaigns in their city or county.

**Planned activities in countermeasure strategy**

Unique Identifier	Planned Activity Name
AL-AW	DUI/Impaired Driving Awareness

**Planned Activity: DUI/Impaired Driving Awareness**

Planned activity number: **AL-AW**

**Planned Activity Description**

Planned awareness activities to include - mock crashes, Know Your Limit program and community awareness regarding the dangers of impaired driving.

**Intended Subrecipients**

Law Enforcement Agencies, Non-Profit Organizations, Fire Departments

Countermeasure strategies

Countermeasure strategies in this planned activity

Countermeasure Strategy
Court Monitoring
Youth and Awareness Programs

Funding sources

Source Fiscal Year	Funding Source	Eligible Use of Funds	Estimated Funding Amount	Match Amount	Local Benefit
2023	FAST Act 405d Impaired Driving Mid	405d Impaired Driving Mid (FAST)	*\$188,000.00	\$19,757.76	\$0.00
2023	FAST Act NHTSA 402	Alcohol (FAST)	*132,650.00	\$13,940.78	\$132,650.00

*\*Totals include all "Planned Activity" AL-AW funding from funding sources*

## Program Area: Police Traffic Services

### Description of Highway Safety Problems

According to 2021 State crash data, 340 speeding-related fatalities occurred. Speeding-related fatalities accounted for approximately 28 percent of all traffic fatalities in 2021. Throughout the year, the public hears about the number of persons arrested for impaired driving and wonders about the dangers on our streets and highways posed by these impaired drivers, but the public does not seem to perceive the danger posed by speeders. Countless tragedies are caused by excessive speed crashes. Arizona’s wide thoroughfares are conducive to driving far in excess of the posted speed limit, changing lanes, tailgating, and passing dangerously on the daily commute. Some drivers ignore the most important rules of safe driving, which are common sense and courtesy.

Arizona has seen a rise in criminal activity on state roadways and highways involving car clubs illegally impeding traffic and shutting down travel lanes to participate in criminal activities to include Street Racing, Reckless and Aggressive Driving, Endangerment, Impaired Driving and Unlawful Flight from Law Enforcement, among multiple other traffic related violations. GOHS has partnered with local municipal and county law enforcement agencies to aggressively disrupt illegal street racing activity and enforce state laws. The volume of vehicles overtaking these intersections and freeways creates a dangerous environment for valley residents traveling our city streets and freeways.

Law enforcement officers are aided by strong statutes governing speeding and reckless driving. Arizona has a “Double Fine” program to reduce persistent speeding and reckless driving violations in construction zones. The program provides for a driver license suspension when eight or more points are accumulated within a 12-month period. The “Double Fine” program also applies to speeding in excess of the posted speed limit in construction zones when workers are present. Enforcement deters speeders, but adjudication by prosecutors and the courts also is essential. Posted speed limits are not a suggestion; they are the law. Reasonable and prudent speeds require drivers to realize the dangers posed to themselves and others while speeding. Arizona also aggressively prosecutes and adjudicates red light violators. In addition to providing overtime for Selective Traffic Enforcement Program (STEP), GOHS funds laser and radar guns, speed trailers, and enforcement vehicles for law enforcement agencies.

### Associated Performance Measures

Fiscal Year	Performance measure name	Target End Year	Target Period	Target Value
2023	C-1) Number of traffic fatalities (FARS)	2023	5 Year	1,200.0
2023	C-6) Number of speeding-related fatalities (State crash data files)	2023	Annual	333

## Countermeasure Strategies in Program Area

Countermeasure Strategy
Crash Investigation
High Visibility Enforcement
Other Enforcement methods
Public Information supporting enforcement

### Countermeasure Strategy: Crash Investigation

Program Area: **Police Traffic Services**

#### Project Safety Impacts

Due to changing technologies in both vehicles and crash investigation equipment, up-to-date training is necessary to properly investigate a fatal accident. In addition to advanced equipment, providing overtime to partnering agencies to help smaller police agencies efficiently investigate a crash scene and provide high-level expertise to secure a successful prosecution if necessary.

#### Linkage Between Program Area

As the Arizona population continues to increase and the accompanying increase of vehicles on the road, the potential for fatal crashes also increases. By providing advanced crash investigation training, law enforcement agencies, court prosecutors will have a more successful case to build for the prosecution of vehicular crimes. The Vehicular Crime Units (VCU) detectives of the Maricopa County Sheriff’s Office often provide assistance to smaller law enforcement agencies to handle fatal crash investigations. This assistance allows the smaller law enforcement agency to expedite a fatal crash investigation and clear a crash scene sooner.

#### Rationale

Crash Investigation area grants provide funding to improve the overall ability of the Vehicular Crime Units (VCU) detectives to investigate fatality and serious injury collisions. Funding supports the purchase of equipment and materials and supplies to provide the agencies with the most technically advanced crash measuring and documentation systems to reconstruct collisions for causation for subsequent criminal prosecution. Additionally, funding provides both in-state and out-of-state training for VCU personnel to receive the most current training and trends in the field of collision reconstruction along with overtime funding to agencies in assisting other political subdivisions in crash investigations.

#### Planned activities in countermeasure strategy

Unique Identifier	Planned Activity Name
AI-EQ	Crash Investigation Equipment
AI-OT	Crash Investigation Overtime
AI-TR	Crash Investigation Training and supplies

**Planned Activity: Crash Investigation equipment and supplies**

Planned activity number: **AI-EQ**  
 Primary Countermeasure Strategy: **Crash Investigation**

**Planned Activity Description**

Planned activities to include the purchase of equipment for crash investigations to assist in accurate and timely reconstruction of traffic accident investigations. The items purchased may include and are not limited to mapping systems, unmanned aerial systems, total stations, etc.

Planned activities to include the purchase of materials and supplies for crash investigations to assist in accurate and timely reconstruction of traffic accident investigations. The items purchased may include and are not limited to software upgrades, reflective traffic cones, CDR cables, etc.

**Intended Subrecipients**

Law Enforcement Agencies

**Countermeasure strategies**

Countermeasure strategies in this planned activity

Countermeasure Strategy
Crash Investigation

**Funding sources**

Source Fiscal Year	Funding Source	Eligible Use of Funds	Estimated Funding Amount	Match Amount	Local Benefit
2023	NHTSA 402	Accident Investigation	\$5,098.00	\$535.77	\$5,098.00

**Major purchases and dispositions**

**Equipment with a useful life of more than one year and an acquisition cost of \$5,000 or more.**

Item	Quantity	Unit cost	Total Cost	NHTSA Share per unit	NHTSA Share Total Cost

**Planned Activity: Crash Investigation Overtime**

Planned activity number: **AI-OT**  
 Primary Countermeasure Strategy: **Crash Investigation**

**Planned Activity Description**

Planned activities to include overtime funding for crash investigations of serious bodily injury and fatal crashes.

Intended Subrecipients  
Law Enforcement Agencies

Countermeasure strategies  
Countermeasure strategies in this planned activity

Countermeasure Strategy
Crash Investigation

Funding sources

Source Fiscal Year	Funding Source	Eligible Use of Funds	Estimated Funding Amount	Match Amount	Local Benefit
2023	FAST Act NHTSA 402	Accident Investigation (FAST)	\$99,061.00	\$10,410.76	\$99,061.00

**Planned Activity: Crash Investigation Training**

Planned activity number: **AI-TR**  
Primary Countermeasure Strategy: **Crash Investigation**

**Planned Activity Description**

Planned activities to include training for crash investigations to support the ongoing efforts to stay current on investigation techniques. The training courses may include but are not limited in-person or online with the Institute of Police Technology and Management (IPTM) and North Western University (NWU).

Intended Subrecipients  
Law Enforcement Agencies

Countermeasure strategies  
Countermeasure strategies in this planned activity

Countermeasure Strategy
Crash Investigation

Funding sources

Source Fiscal Year	Funding Source	Eligible Use of Funds	Estimated Funding Amount	Match Amount	Local Benefit
2023	FAST Act NHTSA 402	Accident Investigation (FAST)	\$301,299.00	\$31,701.75	\$301,299.00

## Countermeasure Strategy: High Visibility Enforcement

Program Area: **Police Traffic Services**

### Project Safety Impacts

Traffic law enforcement plays a critical role in deterring impaired driving, increasing seat belt usage, encouraging compliance with speed laws and reducing unsafe driving actions. Law enforcement agencies have been selective in traffic enforcement efforts by providing maximum enforcement effort at selected times and in selected areas.

Many crashes are caused or aggravated by drivers' noncompliance with traffic laws pertaining to speed and distracted driving. The effectiveness of enforcement can be increased if drivers perceive there is a significant chance they may be cited for the violation. Visible enforcement programs can increase drivers' perceptions of the enforcement-related risks of speeding and distracted driving and can be effective in deterring drivers from speeding and driving distracted.

### Linkage Between Program Area

GOHS provides support for Selective Traffic Enforcement Programs (STEP), which are sustained traffic enforcement campaigns conducted by law enforcement agencies throughout the year. Participating law enforcement agencies enforce speed, reckless driving, red light running, and DUI laws. Law enforcement funding is provided to: a) agencies with a proven track record of aggressively enforcing Arizona's traffic laws; b) agencies with a high number of fatalities resulting from speeding or reckless driving; and c) agencies implementing unique speed management and reckless driving enforcement programs.

### Rationale

CTW Chapter 3., Section 2.2 - High visibility enforcement

High-visibility enforcement campaigns have been used to deter speeding and aggressive driving through specific and general deterrence. In the HVE model, law enforcement targets certain high-crash or high-violation geographical areas using either expanded regular patrols or designated aggressive driving patrols. The objective is to convince the public that speeding and aggressive driving actions are likely to be detected and that offenders will be arrested and punished.

### Planned activities in countermeasure strategy

Unique Identifier	Planned Activity Name
PTS-EN	Selective Traffic Enforcement and Overtime

### Planned Activity: Selective Traffic Enforcement and Overtime

Planned activity number: **PTS-EN**

Primary Countermeasure Strategy: **High Visibility Enforcement**

### Planned Activity Description

Planned enforcement activities to include - year-long sustained enforcement patrols to assist in detecting, deterring, and apprehending speeding, reckless, and aggressive drivers.

### Intended Subrecipients

Law Enforcement Agencies, State Agencies



Countermeasure strategies

Countermeasure strategies in this planned activity

<b>Countermeasure Strategy</b>
High Visibility Enforcement

Funding sources

Source Fiscal Year	Funding Source	Eligible Use of Funds	Estimated Funding Amount	Match Amount	Local Benefit
2023	FAST Act NHTSA 402	Police Traffic Services (FAST)	\$1,905,646.00	\$200,272.89	\$1,905,646.00

Major purchases and dispositions

**Equipment with a useful life of more than one year and an acquisition cost of \$5,000 or more.**

Item	Quantity	Unit cost	Total Cost	NHTSA Share per unit	NHTSA Share Total Cost
Speed trailer	1	\$14,530.00	\$14,530.00	\$14,530.00	\$14,530.00
Speed trailer	1	\$12,000.00	\$12,000.00	\$12,000.00	\$12,000.00
Speed trailer	1	\$22,222.00	\$22,222.00	\$22,222.00	\$22,222.00

Countermeasure Strategy: Other Enforcement methods

Program Area: **Police Traffic Services**

Project Safety Impacts

Speeding violations are arguably the most common reason for traffic stops around the country. In this regard, speeding becomes a “gateway” violation that enables law enforcement officers to detect impaired drivers, occupant protection violations, and a host of other traffic safety and/or criminal issues.

Many traffic enforcement operations help to deter speeding and aggressive driving as well as other traffic offenses. In addition to high visibility enforcement campaigns and automated enforcement, a number of technologies have been recommended to address speeding and aggressive driving (NHTSA, 2001).

Linkage Between Program Area

The Police Traffic Safety/Speed Control program focuses on enforcing and encouraging compliance with seat belt use, speed limit, aggressive/reckless driving and other traffic laws. The grants for selective enforcement and education are highly effective in reducing traffic collisions.

Grants may include funding to support the purchase of equipment and supplies to be implemented to resolve the described problem.

**Rationale**

CTW Chapter 3. Section 2.3 - Other enforcement methods

Several technologies have been recommended to address speeding and aggressive driving, and Law Enforcement Agencies around the country have conducted innovative and effective aggressive driving enforcement programs. These include several different types of infrastructure-based and in-vehicle technologies, such as speed trailers, drone radar, and intelligent speed adaptation.

**Planned activities in countermeasure strategy**

Unique Identifier	Planned Activity Name
PTS-EQ	Selective Traffic Equipment
PTS-MS	Selective Traffic Materials and Supplies

**Planned Activity: Selective Traffic Equipment**

Planned activity number: **PTS-EQ**

Primary Countermeasure Strategy: **Other Enforcement methods**

**Planned Activity Description**

Planned activities include the purchase of equipment that supports and enhances speed enforcement efforts. Examples of funded equipment may include but are not limited to: visible speed display radar trailers, and computers.

**Intended Subrecipients**

Law Enforcement Agencies, State Agencies

**Countermeasure strategies**

Countermeasure strategies in this planned activity

Countermeasure Strategy
Other Enforcement methods

**Funding sources**

Source Fiscal Year	Funding Source	Eligible Use of Funds	Estimated Funding Amount	Match Amount	Local Benefit
2023	FAST Act NHTSA 402	Police Traffic Services (FAST)	\$22,025.00	\$2,314.71	\$22,025.00

Major purchases and dispositions

**Equipment with a useful life of more than one year and an acquisition cost of \$5,000 or more.**

Item	Quantity	Unit cost	Total Cost	NHTSA Share per unit	NHTSA Share Total Cost
Speed Trailer	1	\$22,025.00	\$22,025.00	\$22,025.00	\$22,025.00

**Planned Activity: Selective Traffic Materials and Supplies**

Planned activity number: **PTS-MS**

Primary Countermeasure Strategy: **Other Enforcement methods**

**Planned Activity Description**

Planned activities to include the purchase of materials and supplies that support and enhance speeding and reckless enforcement efforts. The items purchased may include and are not limited to LIDAR’s, radars, tint meters.

**Intended Subrecipients**

Law Enforcement Agencies, State Agencies

**Countermeasure strategies**

Countermeasure strategies in this planned activity

Countermeasure Strategy
Other Enforcement methods

**Funding sources**

Source Fiscal Year	Funding Source	Eligible Use of Funds	Estimated Funding Amount	Match Amount	Local Benefit
2023	FAST Act NHTSA 402	Police Traffic Services (FAST)	\$28,000.00	\$2,942.65	\$28,000.00

**Countermeasure Strategy: Public Information supporting enforcement**

Program Area: **Police Traffic Services**

**Project Safety Impacts**

Prior project experience has shown that enforcement conducted in concert with well-planned public information and education campaigns is much more effective than stand-alone enforcement. It is generally essential that public information and education be provided specifically for traffic law enforcement programs.

**Linkage Between Program Area**

By funding an effective communications and education campaign, Arizona drivers hopefully will become more aware of how to safely operate their motor vehicle in an environment that is

composed of pedestrians, bicycles, motorcycles, transit and commercial vehicles. This is particularly important for teen drivers who are new drivers to Arizona’s busy highways and roads.

**Rationale**

Public information and education projects are designed and executed to support specific enforcement activities. Both the enforcement and public information and education portions of a project are planned and coordinated at the same time so they are mutually supportive. By conducting enforcement and public information and education in a coordinated effort, the motoring public is made aware of enforcement activities while understanding the dangers of risky driving behaviors.

**Planned activities in countermeasure strategy**

Unique Identifier	Planned Activity Name
RS-AW	Roadway Safety Awareness
PTS-AW	Police Traffic Services Awareness

**Planned Activity: Roadway Safety Awareness**

Planned activity number: **RS-AW**

Primary Countermeasure Strategy: **Public Information supporting enforcement**

**Planned Activity Description**

Planned activity to include awareness regarding the dangers of speeding and reckless driving around commercial vehicles and to promote "Share the Road" programs that include emphasizing the importance of safety seat belt use, no texting, or hand-held cell phone use while vehicles are in motion.

GOHS funds a grant for the Arizona Trucking Education Foundation to continue its mission to advocate for highway safety through its highly acclaimed “Share the Road” and “Teens and Trucks” programs. Specifically, this grant allows ATEF to use its mobile “Share the Road” commercial trailer with the “Stay Out of the No-Zone” graphics to travel around Arizona sharing its safety message.

“Share the Road” program has three objectives:

- Educate all highway users, including passenger car drivers, motorcyclists and commercial vehicle operators, how to share the road safely to reduce truck-involved crashes.
- Expand public awareness of sharing the road safely with trucks hauling over-dimensional loads.
- Intensify outreach to several key groups, including novice drivers, senior citizens and others unaware of how their actions around commercial vehicles can create unsafe traffic situations.

**Intended Subrecipients**

Non-Profit organization

**Countermeasure strategies**

Countermeasure strategies in this planned activity

<b>Countermeasure Strategy</b>
Public Information supporting enforcement

Funding sources

Source Fiscal Year	Funding Source	Eligible Use of Funds	Estimated Funding Amount	Match Amount	Local Benefit
2023	FAST Act NHTSA 402	Roadway Safety (FAST)	\$57,465.00	\$6,039.25	\$57,465.00

Planned Activity: Police Traffic Services Awareness

Planned activity number: **PTS-AW**

Primary Countermeasure Strategy: **Public Information supporting enforcement**

Planned Activity Description

Planned activities may include awareness for speed and reckless driving for enhanced highway safety.

Intended Subrecipients

Law Enforcement Agencies, Fire Departments

Countermeasure strategies

Countermeasure strategies in this planned activity

<b>Countermeasure Strategy</b>
Public Information supporting enforcement

Funding sources

Source Fiscal Year	Funding Source	Eligible Use of Funds	Estimated Funding Amount	Match Amount	Local Benefit
2023	FAST Act NHTSA 402	Police Traffic Services (FAST)	\$15,000.00	\$1,576.42	\$15,000.00

## ***Program Area: Occupant Protection (Adult and Child Passenger Safety)***

### **Description of Highway Safety Problems**

According to 2021 State Crash Data, unrestrained passenger vehicle occupant fatalities decreased from 313 in 2020 to 276 in 2021. GOHS hopes to continue to accomplish its goal of improving safety belt and child safety seat use through strong, cohesive statewide enforcement and education campaigns under the banner of “Buckle Up, Arizona...It’s the Law!” Arizona’s seat belt usage rate went from 90.6 percent in 2019 to 88.8 percent in 2021.

Arizona is a primary law child safety seat violation state but a secondary law safety belt violation state, but law enforcement agencies implement a zero-tolerance policy when they encounter non-use of safety belts coincidental to a stop for another traffic infraction. Occupant protection enforcement is a consistent component of all grant supported traffic safety projects. Enforcement is supported by extensive education and public awareness activities conducted by GOHS together with public and private sector partners. The activities include safety belt and child safety seat classes and inspections, media awareness campaigns, participation in the national high-visibility enforcement mobilization Click It or Ticket over the Memorial Day holiday period and other events.

### **Associated Performance Measures**

<b>Fiscal Year</b>	<b>Performance measure name</b>	<b>Target End Year</b>	<b>Target Period</b>	<b>Target Value</b>
2023	C-4) Number of unrestrained passenger vehicle occupant fatalities, all seat positions (State crash data files)	2023	Annual	270
2023	B-1) Observed seat belt use for passenger vehicles, front seat outboard occupants (survey)	2023	Annual	89.5

### **Countermeasure Strategies in Program Area**

<b>Countermeasure Strategy</b>
Inspection Stations and Education
Observational Survey
Short-term, High Visibility Seat Belt/Child Restraint Law Enforcement
Sustained Enforcement

## Countermeasure Strategy: Inspection Stations and Education

Program Area: **Occupant Protection (Adult and Child Passenger Safety)**

### Project Safety Impacts

Occupant Protection grants provide highly effective programs which reduce traffic fatalities and injuries by increasing the usage of seat belts and child safety/booster seats. These grants provide traffic safety education, low-cost child safety seats, bilingual educational programs and materials, and overtime funds to conduct child safety seat checks and enforcement. A strong commitment requires help from the entire community including public agencies and the private sector, to increase seat belt and child safety seat compliance and correct usage.

GOHS facilitates the statewide Children Are Priceless Passengers (CAPP) program. The program is open to the general public, but is focused on child passenger safety law violators. It provides an opportunity for education on the proper installation and use of child safety seats. CAPP operates in several locations and is expanding to additional locations in FFY 2023. GOHS also sponsors child safety seat certification classes in three geographic areas across the State in proximity to individuals who want to become certified technicians.

GOHS supports “Public Safety Days” at the Arizona State Fair to provide the public information and education about Arizona occupant protection laws and general traffic safety issues. A storage unit is maintained to ensure materials are readily available when needed.

### Linkage Between Program Area

GOHS fully supports and encourages law enforcement and fire departments to have staff who are CPS Technician certified. GOHS annually partners with the Department of Health Services and Safe Kids of Maricopa in the coordination of the CPS activities involving CPS instructors, technicians, inspection stations, and car seat distribution. The state maintains a sufficient pool of certified CPS technicians. Administrators of CPS inspection stations, local Safe Kids coordinators, and certified CPS instructors are called upon to continually recruit new CPS technician candidates.

### Rationale

CTW Charter 2., Section 7.2 - Inspection stations

One study found that child restraint inspection events sponsored by Safe Kids Worldwide held at car dealerships, hospitals, retail outlets and other community locations positively changed parents’ behavior and increased their knowledge over a 6-week follow-up period. Children arriving at the second event were restrained more safely and more appropriately than they were at the first (Dukehart et al., 2007). Another small study found that attending inspection stations may be more effective for increasing restraint use in children older than 4 (Kroeker et al., 2015). Specifically, children in this age range were more likely to depart the inspection in a restraint configuration that was more appropriate for their size and weight than prior to the inspection.

Another study evaluated whether a “hands-on” educational intervention makes a difference in whether or not parents correctly use their child restraints. All study participants received a free child restraint and education, but the experimental group also received a hands-on demonstration of correct installation and use of the child restraint in their own vehicles. Parents who received this demonstration were also required to demonstrate in return that they could correctly install the restraint. Follow-up observations found that the intervention group was four times more likely to correctly use their child restraints than was the control group (Tessier, 2010).

Arizona - CPS Technicians / Instructors				
County	CPS Techs	CPS Instructors	Tech Proxy	Spanish Speaking
Statewide	485	66	7	107
Apache	33	2	0	3
Cochise	6	4	0	1
Coconino	22	2	0	3
Gila	6	0	0	0
Graham	5	1	0	1
Greenlee	0	0	0	0
La Paz	7	0	0	1
Maricopa	237	42	6	57
Mohave	17	0	0	3
Navajo	17	2	0	1
Pima	67	8	1	7
Pinal	23	1	0	1
Santa Cruz	16	0	0	14
Yavapai	14	2	0	6
Yuma	15	2	0	9

1) Arizona has 485 CSTs from rescue/EMS, law enforcement, public health, hospital medical and others from highway safety, non-profit organizations, schools/universities, businesses, and other designations.

2) Arizona has 107 bilingual CPSTs to assist families in 13 of the 15 counties.

Children Are Precious Passengers (CAPP) Classes				
Location	AZ City	# of Classes	# of Students	Language
Banner Desert Medical Center	Mesa	10	1 - 12	English & Spanish
Casa Grande Police Department	Casa Grande	24	1 - 12	English & Spanish
Coconino County Health Department	Flagstaff	12	1 - 12	English
Coconino County Health Department	Page	6	1 - 12	English
Mt. Graham Regional Med. Center	Safford	6	1 - 12	English
Phoenix Children's Hospital	Phoenix	24	1 - 12	English & Spanish
St. Joseph's Hospital & Medical Center	Phoenix	24	1 - 12	English & Spanish
Tempe Police Department	Tempe	18	1 - 12	English & Spanish
Tuba City Regional Health Care Corp	Tuba City	6	1 - 12	English & Navajo
Tucson Medical Cener	Tucson	24	1 - 12	English & Spanish



**AZ Child Safety check locations**

Child Safety Seat Check Locations											
Location	City	County	Urban	Rural	At-Risk	Location	City	County	Urban	Rural	At-Risk
Chinle Comprehensive Health Care	Chinle	Apache		X	X	Wittmann Fire District	Wittmann	Maricopa	X		X
Indian Health Services	Tsaile	Apache		X	X	Hopi Resource Enforcement Services CR2	Show Low	Navajo	X		
Sierra Vista Fire Department	Sierra Vista	Cochise	X			Navajo County Public Health	Show Low	Navajo		X	
Coconino County Health Department	Flagstaff	Coconino	X			Navajo County Public Health	Lakeside	Navajo		X	
Tuba City Regional Health Care Corp	Tuba City	Coconino	X			Pinetop Fire Department	Pinon	Navajo		X	
Williams Police Department	Williams	Coconino		X	X	Pinon Health Center - Health	Second Mesa	Navajo		X	
Gila County Health Department	Globe	Gila	X			Timber Mesa Fire and Medical	Pinetop	Navajo		X	
La Paz County Public Health	Parker	La Paz		X	X	Child Protective Services	Tucson	Pima	X		X
Apache Junction Super Station Fire	Apache Junction	Maricopa	X		X	Drenel Heights Fire District	Tucson	Pima	X		X
Association for Supportive Child	Tempe	Maricopa	X		X	Golden Ranch Fire District	Tucson	Pima	X		X
Avondale Fire Department	Avondale	Maricopa	X		X	Green Valley Fire District	Marana	Pima	X		X
Banner Children's Center	Mesa	Maricopa	X		X	Marana Police Department	Tucson	Pima	X		X
Chandler Fire Department	Chandler	Maricopa	X		X	Northwest Fire Rescue District	Tucson	Pima	X		X
City of Phoenix Fire Department	Phoenix	Maricopa	X		X	Pascua Yaqui Health Dept-Injury	Tucson	Pima	X		X
Fort McDowell Tribal Police	Fort McDowell	Maricopa		X	X	Pima Community College	Tucson	Pima	X		X
Gilbert Fire Department	Gilbert	Maricopa	X		X	Pima County Health Department	Tucson	Pima	X		X
Goodyear Fire Department	Goodyear	Maricopa	X		X	Rincon Valley Fire District - Station 1	Vail	Pima	X		X
Hi-Tech Car Care	Phoenix	Maricopa	X		X	Tucson Medical Center/ Safekids Pima County	Tucson	Pima	X		X
Luke Air Force Base	Glendale	Maricopa	X		X	Tucson Police Department - West	Tucson	Pima	X		X
Maricopa County Department of Public Health	Mesa	Maricopa	X		X	Tucson Police Department Child Assistance	Vail	Pima	X		X
Maricopa County Department of Public Health-OHPE	Phoenix	Maricopa	X		X	Winslow Indian Health Care Center	Green Valley	Pima	X		X
Maricopa Medical Center Car Seat	Maricopa	Maricopa	X		X	Yuma Police Department	Tucson	Pima	X		X
Mesa Fire Department	Mesa	Maricopa	X		X	Arizona DPS-Casa Grande	Casa Grande	Pinal	X		
Peoria Fire Department	Peoria	Maricopa	X		X	Rincon Valley Fire District - Station 2	Casa Grande	Pinal	X		
Peoria Police Department	Peoria	Maricopa	X		X	Camp Verde Fire District	Cornville	Yavapai		X	
Phoenix Children's Hospital	Phoenix	Maricopa	X		X	Casa Grande Police Dept.	Camp Verde	Yavapai	X		
Phoenix Police Department-Child Safety	Phoenix	Maricopa	X		X	Cottonwood Fire Department	Cottonwood	Yavapai	X		
Salt River Police Department	Scottsdale	Maricopa	X		X	Verde Valley Fire District - Station 31	Sedona	Yavapai	X		
Scottsdale Fire Department	Scottsdale	Maricopa	X		X	Verde Valley Fire District - Station 32	Cottonwood	Yavapai	X		
Southwest Car Care Collision	Tempe	Maricopa	X		X	Sedona Fire District	Yuma	Yuma	X		
Sun City Fire Department	Sun City	Maricopa	X		X	Yuma County Health Department	Yuma	Yuma	X		
Sun City West Fire Department	Sun City West	Maricopa	X		X	Lani Car Seat	Scottsdale	Maricopa	X		
Surprise Fire Medical Department	Surprise	Maricopa	X		X						
Surprise Police Department - Citizens Patrol	Surprise	Maricopa	X		X						
Tempe Fire Department	Tempe	Maricopa	X		X						
* The majority of car seat inspection stations and car seat events throughout the year are located in Maricopa and Pima county. The populations served in these counties include a wide range of race demographics and socioeconomic standings. These populations include the majority of the state's at-risk population of low-income and hispanic families. Having bilingual CPS techs in these counties is crucial in outreach of education on proper child safety seat use.							<b>Totals</b>				
							<b>Safety Seat Check Locations:</b>				67
							<b>Urban Locations Served</b>				56
							<b>Rural Locations Served</b>				11
							<b>At-Risk</b>				47

**Planned activities in countermeasure strategy**

Unique Identifier	Planned Activity Name
OP-AW	Occupant Protection Awareness and Education
OP-MS	Occupant Protection Materials and Supplies

**Planned Activity: Occupant Protection Awareness and Education**

Planned activity number:

**OP-AW**

Primary Countermeasure Strategy: **Inspection Stations and Education**

**Planned Activity Description**

Planned awareness and education activities to include providing certification and recertification training for Child Passenger Safety technicians to agencies statewide. Funds also provide the

opportunity for education on the proper installation and use of child safety seats. GOHS supports "Public Safety Days" at the Arizona State Fair to promote public awareness and education about Arizona occupant protection laws and general traffic safety issues.

**Intended Subrecipients**

GOHS, Non Profit Organizations, Hospitals, Fire Districts/Departments, Law Enforcement Agencies

**Countermeasure strategies**

Countermeasure strategies in this planned activity

Countermeasure Strategy
Inspection Stations and Education

**Funding sources**

Source Fiscal Year	Funding Source	Eligible Use of Funds	Estimated Funding Amount	Match Amount	Local Benefit
2023	FAST Act 405b OP Low	405b OP Low (FAST)	\$103,000.00	\$10,824.73	\$0.00
2023	FAST Act NHTSA 402	Occupant Protection (FAST)	\$55,678.00	\$5,851.45	\$55,678.00

**Planned Activity: Occupant Protection Materials and Supplies**

Planned activity number: **OP-MS**

Primary Countermeasure Strategy: **Inspection Stations and Education**

**Planned Activity Description**

Planned activities to include the purchase of materials and supplies that support and enhance occupant protection efforts. The items purchased may include and are not limited to child safety seats, booster seats, latch manuals, safety seat fitting accessories, etc.

**Intended Subrecipients**

Law Enforcement Agencies, Non-Profit Organizations, Hospitals, Fire Departments, GOHS

**Countermeasure strategies**

Countermeasure strategies in this planned activity

Countermeasure Strategy
Inspection Stations and Education

**Funding sources**

Source Fiscal Year	Funding Source	Eligible Use of Funds	Estimated Funding Amount	Match Amount	Local Benefit
2023	FAST Act NHTSA 402	Occupant Protection (FAST)	\$135,487.00	\$14,238.94	\$135,487.00

**Countermeasure Strategy: Observational Survey**

Program Area: **Occupant Protection (Adult and Child Passenger Safety)**

**Project Safety Impacts**

In addition to determining how a State will qualify for Section 405 grant funds, the observational survey provides information on seat belt compliance within the State and reveals locations in the State where countermeasures may be required to increase usage rates.

**Linkage Between Program Area**

Observation Survey of Seat Belt Use increases and reaffirms knowledge about Arizonans who are and are not using seat belts. Consistent with previous state surveys, the 2019 survey has identified the groups and geographic areas that warrant special attention because of their lower rates of seat belt use. Due to the absence of a primary seat belt law in Arizona, to increase overall seat belt use, significantly greater compliance with the present secondary seat belt law must occur among those populations that consistently have relatively low rates of seat belt use. Hence, media and enforcement initiatives; which promote greater seat belt use, must be strengthened; become ongoing, rather than periodic. One approach to increasing seat belt use is cited by Williams and Wells (2004: 179). They maintain that what is necessary in the United States to achieve seat belt use rates of 90% or greater is widespread, methodical, and sustained application of enforcement programs, augmented by the use of creative publicity campaigns. In absence of a primary seat belt law, Arizona can only strive to achieve a seat belt use rate of 90% or greater through widespread, methodical, and sustained enforcement programs and creative media campaigns directed disproportionately at those groups who are least compliant with Arizona’s existing seat belt law.

**Rationale**

Under the Occupant Protection Grant program (Section 405), an eligible State can qualify for grant funds as either a high seat belt use rate State or a lower seat belt use rate State. A high seat belt use rate State is a State that has an observed seat belt use rate of 90 percent or higher; a lower seat belt use rate State is a State that has an observed seat belt use rate lower than 90 percent. (U.S. DOT/NHTSA – Uniform Procedures for State Highway Safety Grant Program).

**Planned activities in countermeasure strategy**

Unique Identifier	Planned Activity Name
OP-SB	Occupant Protection Seat belt Survey

**Planned Activity: Occupant Protection Seat Belt Survey**

Planned activity number: **OP-SB**

Primary Countermeasure Strategy: **Observational Survey**

**Planned Activity Description**

Planned activity to include GOHS to contract to provide an annual safety belt and child safety seat survey.

**Intended Subrecipients**

GOHS

**Countermeasure strategies**

Countermeasure strategies in this planned activity

Countermeasure Strategy
Observational Survey

**Funding sources**

Source Fiscal Year	Funding Source	Eligible Use of Funds	Estimated Funding Amount	Match Amount	Local Benefit
2023	FAST Act 405b OP Low	405b OP Low (FAST)	\$58,800.00	\$6,179.56	\$0.00

**Countermeasure Strategy: Short-term, High Visibility Seat Belt/Child Restraint Law Enforcement**

Program Area: **Occupant Protection (Adult and Child Passenger Safety)**

**Project Safety Impacts**

The Arizona enforcement community actively participates in the Buckle Up Arizona...It’s the Law/Click it or Ticket (CIOT) and Child Passenger Safety campaigns and related events. GOHS will determine these agencies in early January each year. Agencies will receive funding for occupant protection enforcement. GOHS includes child restraint and booster seat use and enforcement as a part of the Click It or Ticket campaign.

**Linkage Between Program Area**

Occupant Protection grants provide highly effective programs which reduce traffic fatalities and injuries by increasing the usage of child safety/booster seats. These grants provide traffic safety education, low-cost child safety seats, bilingual educational programs and materials, and overtime funds to conduct child safety seat checks and enforcement.

**Rationale**

CTW Chapter 2., Section 2.1 - Short term, high visibility seat belt law enforcement, 5.1 – Short-Term high-visibility Child Restraint/Booster law enforcement

Most States currently conduct short-term, high-visibility belt law enforcement programs in May of each year as part of national seat belt mobilizations (Nichols, Chaffee, Solomon, & Tison, 2016). NHTSA suggests that in order to maximize child restraint enforcement efforts, certain activities should be part of the overall program. Decina et al. (2010) found that the most effective approaches for enforcing booster seat laws depend on top management support to enforce these laws, having resources to support dedicated booster seat law enforcement programs, and

enforcement methods that are dedicated to booster seat and other child restraint laws. In their systematic review of evidence of effectiveness for child restraint interventions, Zaza et al. (2001) determined that community-wide information plus enhanced enforcement campaigns were effective in increasing child restraint use.

The May 2002 *Click It or Ticket* campaign evaluation demonstrated the effect of different media strategies used in conjunction with enforcement (Solomon, Ulmer, & Preusser, 2002). Belt use increased by 8.6 percentage points across 10 States that used paid advertising extensively in their campaigns. Belt use increased by 2.7 percentage points across 4 States that used limited paid advertising and increased by only 0.5 percentage points across 4 States that used no paid advertising. Hedlund et al. (2008) compared 16 States with high seat belt rates and 15 States with low seat belt rates. The single most important difference between the two groups was the level of enforcement, rather than demographic characteristics or the amount spent on media. High-belt-use States issued twice as many citations per capita during their *Click It or Ticket* campaigns as low-belt-use States. Level of enforcement is also related to type of seat belt law. Nichols et al. (2016) found that law enforcement in primary belt use law States issued more seat belt citations in the 2013 campaign than did law enforcement in secondary belt use law States.

**Planned activities in countermeasure strategy**

Unique Identifier	Planned Activity Name
OP-EN	Occupant Protection Enforcement and Overtime
OP-HR	Occupant Protection High Risk Population

**Planned Activity: Occupant Protection Enforcement and Overtime**

Planned activity number: **OP-EN**

**Planned Activity Description**

Planned enforcement activities to include - year-long sustained enforcement efforts for law enforcement agencies to enforce safety belt and child safety seat laws. Planned activities may include but not limited to high visibility enforcement and periodic enhanced enforcement campaigns such as Buckle Up Arizona. It's the Law/Click it or Ticket.

**Intended Subrecipients**

Law Enforcement Agencies, State Agencies

**Countermeasure strategies**

Countermeasure strategies in this planned activity

Countermeasure Strategy
Short-term, High Visibility Seat Belt/Child Restraint Law Enforcement
Sustained Enforcement

**Funding sources**

Source Fiscal Year	Funding Source	Eligible Use of Funds	Estimated Funding Amount	Match Amount	Local Benefit
2023	FAST Act 405b OP Low	405b OP Low (FAST)	\$352,050.00	\$34,159.91	\$0.00
2023	FAST Act NHTSA 402	Occupant Protection (FAST)	\$65,866.00	\$6,922.15	\$65,866.00

**Planned Activity: Occupant Protection High Risk Population**

Planned activity number: **OP-HR**

**Planned Activity Description**

Planned activities to provide support for extensive education and public awareness to focus on seat belt use, child restraint use, education, target drivers on rural roadways (small communities), and teenage drivers. In support of the high-risk program community partnerships have been developed that focus on the need of child safety restraint awareness to low-income Hispanic and Native American populations.

**Intended Subrecipients**

Law Enforcement Agencies, Fire Departments

**Countermeasure strategies**

Countermeasure strategies in this planned activity

Countermeasure Strategy
Short-term, High Visibility Seat Belt/Child Restraint Law Enforcement
Sustained Enforcement

**Funding sources**

Source Fiscal Year	Funding Source	Eligible Use of Funds	Estimated Funding Amount	Match Amount	Local Benefit
2023	FAST Act 405b OP Low	405b OP Low (FAST)	\$30,140.00	\$3,167.55	\$0.00
2023	FAST Act NHTSA 402	Occupant Protection (FAST)	\$56,000.00	\$5,885.29	\$56,000.00

Countermeasure Strategy: Sustained Enforcement

Program Area: **Occupant Protection (Adult and Child Passenger Safety)**

Project Safety Impacts

Occupant Protection grants provide highly effective programs which reduce traffic fatalities and injuries by increasing the usage of seat belts. These grants provide traffic safety education, and overtime funds to conduct seat belt enforcement. A strong commitment requires help from the entire community including public agencies and the private sector to increase seat belt compliance.

Linkage Between Program Area

Besides the CIOT campaign, GOHS supports and funds high-visibility enforcement throughout the Federal fiscal year. In addition to occupant protection enforcement programs, as a secondary offense seat belt law state, agencies receiving high-visibility enforcement funds are encouraged to educate and enforce seat belt laws when making a traffic stop.

Rationale

CTW Chapter 2. Section 2.3 - Sustained enforcement

Nichols and Ledingham (2008) conducted a review of the impact of enforcement, as well as legislation and sanctions, on seat belt use over the past two decades and concluded that sustained enforcement (implemented as a component of regular patrols or as special patrols) is as effective as “blitz” enforcement (short-term, high-visibility enforcement) and unlike blitz campaigns, is not usually associated with abrupt drops in belt use after program completion.

**Planned activities in countermeasure strategy**

Unique Identifier	Planned Activity Name
OP-EN	Occupant Protection Enforcement and Overtime
OP-HR	Occupant Protection High Risk Population

Planned Activity: Occupant Protection Enforcement and Overtime

Planned activity number: **OP-EN**

Planned Activity Description

Planned enforcement activities to include - year-long sustained enforcement efforts for law enforcement agencies to enforce safety belt and child safety seat laws. Planned activities may include but not limited to high visibility enforcement and periodic enhanced enforcement campaigns such as Buckle Up Arizona. It's the Law/Click it or Ticket.

Intended Subrecipients

Law Enforcement Agencies, State Agencies

Countermeasure strategies

Countermeasure strategies in this planned activity

Countermeasure Strategy
Short-term, High Visibility Seat Belt/Child Restraint Law Enforcement
Sustained Enforcement

Funding sources

Source Fiscal Year	Funding Source	Eligible Use of Funds	Estimated Funding Amount	Match Amount	Local Benefit
2023	FAST Act 405b OP Low	405b OP Low (FAST)	*\$352,000.00	\$34,159.91	\$0.00
2023	FAST Act NHTSA 402	Occupant Protection (FAST)	*\$65,866.00	\$6,922.15	\$65,866.00

\* These duplicated funding sources and amounts are in relation to the same Planned activity as page 76 but different associated countermeasures.

Planned Activity: Occupant Protection High Risk Population

Planned activity number: **OP-HR**

Planned Activity Description

Planned activities to provide support for extensive education and public awareness to focus on seat belt use, child restraint use, education, target drivers on rural roadways (small communities), and teenage drivers. In support of the high-risk program community partnerships have been developed that focus on the need of child safety restraint awareness to low-income Hispanic and Native American populations.

Intended Subrecipients

Law Enforcement Agencies, Fire Departments

Countermeasure strategies

Countermeasure strategies in this planned activity

Countermeasure Strategy
Short-term, High Visibility Seat Belt/Child Restraint Law Enforcement
Sustained Enforcement

Funding sources

Source Fiscal Year	Funding Source	Eligible Use of Funds	Estimated Funding Amount	Match Amount	Local Benefit
2023	FAST Act 405b OP Low	405b OP Low (FAST)	*\$30,140.00	\$3,167.55	\$0.00
2023	FAST Act NHTSA 402	Occupant Protection (FAST)	*\$56,000.00	\$5,885.29	\$56,000.00

\* These duplicated funding sources and amounts are in relation to the same Planned activity as page 77 but different associated countermeasures.



## Program Area: Non-motorized (Pedestrians and Bicyclist)

### Description of Highway Safety Problems

Arizona has experienced a dramatic increase in pedestrian fatalities over the years. State crash data shows a slight decrease in pedestrian fatalities. According to Arizona Crash Facts, 258 pedestrians were killed in collisions on Arizona roadways in 2021. In that same year, 47 bicyclists died because of injuries sustained in motor vehicle collisions.

Best practice strategies will be conducted to reduce the number of persons killed or injured in crashes involving pedestrians and bicyclists. The funded strategies may include education, bicycle rodeos, enforcement, community events, presentations and workshops. These countermeasures will be conducted in communities with high numbers of pedestrian and/or bicycle related collisions, including underserved communities, older adults and school-aged children. Coordinated efforts with local city or town pedestrian safety advocates, enforcement initiatives, education, media and awareness campaigns will be highly encouraged to reduce and prevent fatalities and injuries of vulnerable non-motorized road users.

### Associated Performance Measures

Fiscal Year	Performance measure name	Target End Year	Target Period	Target Value
2023	C-10) Number of pedestrian fatalities (State crash data files)	2023	Annual	253
2023	C-11) Number of bicyclists fatalities (State crash data files)	2023	Annual	46

### Countermeasure Strategies in Program Area

Countermeasure Strategy
Enforcement Campaigns
Pedestrian/Bicycle safety education and awareness

### Countermeasure Strategy: Enforcement Campaigns

Program Area: **Non-motorized (Pedestrians and Bicyclist)**

#### Project Safety Impacts

A good program is unified and comprehensive and takes into consideration trends and developments as well as driver, pedestrian, and bicyclist behaviors. Pedestrians and/or motorists may be misinformed regarding traffic laws, which may lead to risky or reckless behavior. Pedestrian and driver education can provide information to roadway users and help motivate a change in specific behaviors to reduce the risk of pedestrian injuries.

#### Linkage Between Program Area

Overtime funding may be used to conduct targeted pedestrian/bicyclist education and awareness (i.e., bike rodeos) and enforcement campaigns. Officers will stop motorists, pedestrians, or bicyclists who violate any state traffic laws or any applicable city codes. Campaigns will be a combination of educational and enforcement efforts where violators of traffic law may receive a

citation. Good enforcement requires enforcing traditional traffic laws as well as ensuring equal protection for drivers as well as pedestrians and bicyclists. These include increased police presence around school zones, residential neighborhoods, and other areas with high pedestrian activity and high profile, mass media campaigns to help set the public agenda. Enforcement can increase driver awareness of the need to share the roadway and reduce pedestrian-related traffic crashes. A campaign’s mission is to increase pedestrian and bicycle safety, and in turn, reduce collisions involving these groups with motor vehicles.

**Rationale**

Countermeasures to improve pedestrian and bicycle safety are listed below and are combined in the countermeasure strategy for this program area:

CTW Chapter 8 Pedestrians -

- Section 4.1 - Pedestrian safety zones
- Section 4.2 - Reduce and enforce speed limits
- Section 4.4 – Enforcement Strategies

CTW Chapter 9 Bicycles -

- Section 3.3 - Enforcement strategies

**Planned activities in countermeasure strategy**

Unique Identifier	Planned Activity Name
PS-EN	Pedestrian and Bicycle Safety Overtime
SB-EN	School Bus Safety Overtime

**Planned Activity: Pedestrian and Bicycle Safety Overtime**

Planned activity number: **PS-EN**  
 Primary Countermeasure Strategy: **Enforcement Campaigns**

**Planned Activity Description**

Planned enforcement activities to include enforcement efforts representing cites with identified problems, such as speeding through school zones and crashes involving motor vehicles and pedestrians and bicycles. Enforcement details are conducted within communities to aggressively enforce school zone and pedestrian traffic laws.

**Intended Subrecipients**

Law Enforcement Agencies, State Agencies

**Countermeasure strategies**

Countermeasure strategies in this planned activity

Countermeasure Strategy
Enforcement Campaigns

Funding sources

Source Fiscal Year	Funding Source	Eligible Use of Funds	Estimated Funding Amount	Match Amount	Local Benefit
2023	FAST Act 405h Nonmotorized Safety	405h Law Enforcement	\$337,237.00	\$35,441.75	\$0.00
2023	FAST Act NHTSA 402	Pedestrian/Bicycle Safety	\$94,210.00	\$9,900.95	\$94,210.00

Countermeasure Strategy: Pedestrian/Bicycle safety education and awareness

Program Area: **Non-motorized (Pedestrians and Bicyclist)**

Project Safety Impacts

GOHS grantees conduct traffic safety programs including bicycle rodeos for elementary, middle and high schools, and community groups in an effort to increase awareness among various age groups. To boost compliance with the law and decrease injuries, safety bicycle helmets are properly fitted and distributed to children in need. Other programs target high-risk populations and areas with multicultural public education addressing safer driving, biking and walking behaviors. A bicycle and pedestrian community program should be designed to increase safety awareness and skills among pedestrians and bicyclists and should also address driver behaviors.

Linkage Between Program Area

GOHS supports the purchase of bicycle helmets, print and electronic media, and other materials for bicycle and pedestrian safety events throughout the state, such as bicycle rodeos. This project also provides funding to GOHS for the development of public education and awareness materials relating to pedestrian and bicycle safety.

Rationale

Countermeasures to improve pedestrian and bicycle safety are listed below and are combined in the countermeasure strategy for this program area:

CTW Chapter 8 Pedestrians -

- Section 2.1 - Elementary-age child pedestrian training
- Section 2.2 - Safe routes to School (SRTS)
- Section 2.4 - Child School bus training

CTW Chapter 9 Bicycles -

- Section 1.3 - Bicycle safety education for children
- Section 1.4 - Cycling skills clinics, bike fairs, bike rodeos
- Section 3.2 - Promote bicycle helmet use with education
- Section 4.2 - Share the Road awareness programs

**Planned activities in countermeasure strategy**

Unique Identifier	Planned Activity Name
PS-AW	Pedestrian and Bicycle Safety Awareness

**Planned Activity: Pedestrian and Bicycle Safety Awareness**

Planned activity number: **PS-AW**

Primary Countermeasure Strategy: **Pedestrian/Bicycle safety education and awareness**

**Planned Activity Description**

GOHS grantees conduct traffic safety programs including bicycle rodeos for elementary, middle and high schools, and community groups in an effort to increase awareness among various age groups. To boost compliance with the law and decrease injuries, safety bicycle helmets are properly fitted and distributed to children in need. Other programs target high-risk populations and areas with multicultural public education addressing safer driving, biking and walking behaviors. A bicycle and pedestrian community program should be designed to increase safety awareness and skills among pedestrians and bicyclists and should also address driver behaviors.

**Intended Subrecipients**

Law Enforcement Agencies, Non-Profits, Hospitals, State Agencies

**Countermeasure strategies**

Countermeasure strategies in this planned activity

Countermeasure Strategy
Pedestrian/Bicycle safety education and awareness

**Funding sources**

Source Fiscal Year	Funding Source	Eligible Use of Funds	Estimated Funding Amount	Match Amount	Local Benefit
2023	FAST Act NHTSA 402	Pedestrian/Bicycle Safety	\$80,368.00	\$8,446.23	\$80,368.00

## Program Area: Motorcycle Safety

### Description of Highway Safety Problems

According to 2021 State Crash data, motorcycle fatalities in Arizona decreased from 160 in 2020 to 143 in 2021. GOHS provides grant funding to support enforcement of violations by motorists that affect motorcycle safety and illegal motorcycle riding practices, training of riders in safe motorcycle operation, and motorcycle safety awareness campaigns geared to the general motoring public.

### Associated Performance Measures

Fiscal Year	Performance measure name	Target End Year	Target Period	Target Value
2023	C-7) Number of motorcyclist fatalities (State crash data files)	2023	Annual	140
2023	C-8) Number of unhelmeted motorcyclist fatalities (State crash data files)	2023	Annual	64

### Countermeasure Strategies in Program Area

Countermeasure Strategy
Motorcycle Training and Education

### Countermeasure Strategy: Motorcycle Training and Education

Program Area: **Motorcycle Safety**

#### Project Safety Impacts

Motorcycles require more skill to safely operate than a passenger vehicle. The relationship of speed and balance is a key consideration when operating a motorcycle. A motorcycle offers no protection in a crash as opposed to the protective features of passenger vehicles. In Arizona, high-severity motorcycle crashes have increased. For most rider age groups, severe motorcycle crashes have actually increased.

GOHS will address motorcycle safety through the use of these planned activities: 1). Law enforcement agencies to conduct motorcycle training courses and education; and 2). Raise public awareness, especially among passenger vehicle drivers, with respect to motorcycle safety.

#### Linkage Between Program Area

GOHS works in conjunction with the Motorcycle Safety Foundation, law enforcement agencies and nonprofit organizations to link new riders to specialized training conducted by qualified instructors. These efforts provide motorcycle training, covering a wide range of skill levels from beginner riders to advanced riders, offered in communities across Arizona. GOHS hopes that linking more people to a wide variety of training options will lead to greater numbers of motorcyclists who will comply with licensing requirements, and practice safe driving to reduce injuries and fatalities. Law enforcement agencies throughout the state enforce motorcycle rider speeding, reckless driving, and impaired riding.

Below are the training schools:



**Motor Vehicle Division**  
 Third Party DataLink System  
**PROFESSIONAL DRIVING SCHOOL (PDS)**  
**MOTORCYCLE TRAINING SCHOOLS (CLASS M)**

Page 1 of 3  
 Print Date 4/26/22  
 Revision 2.0.1

AUTH. NBR.	OFFICIAL BUSINESS NAME	ADDRESS	CITY	PHONE
<b>COCHISE</b>				
309	RAM MOTORCYCLIST TRAINING INC-MARICOPA DBA: TEAM ARIZONA MOTORCYCLIST TRAINING CENTERS	1100 AVENIDA COCHISE	SIERRA VISTA	(480) 998-9888
309	RAM MOTORCYCLIST TRAINING INC-MARICOPA DBA: TEAM ARIZONA MOTORCYCLIST TRAINING CENTERS	5225 BUENA SCHOOL BOULEVARD	SIERRA VISTA	(480) 998-9888
2602	RIDE ARIZONA MOTORCYCLE TRAINING CENTER	2100 AIRPORT AVE	SIERRA VISTA	(520) 876-4775
<b>MARICOPA</b>				
309	RAM MOTORCYCLIST TRAINING INC-MARICOPA DBA: TEAM ARIZONA MOTORCYCLIST TRAINING CENTERS	2910 W APACHE TRAIL	APACHE JUNCTION	(480) 998-9888
309	RAM MOTORCYCLIST TRAINING INC-MARICOPA DBA: TEAM ARIZONA MOTORCYCLIST TRAINING CENTERS	6895 W CHANDLER BLVD	CHANDLER	(480) 998-9888
309	RAM MOTORCYCLIST TRAINING INC-MARICOPA DBA: TEAM ARIZONA MOTORCYCLIST TRAINING CENTERS	36 N WILLIAM DILLARD DRIVE	GILBERT	(480) 998-9888
309	RAM MOTORCYCLIST TRAINING INC-MARICOPA DBA: TEAM ARIZONA MOTORCYCLIST TRAINING CENTERS	6000 W OLIVE AVE	GLENDALE	(480) 998-9888
309	RAM MOTORCYCLIST TRAINING INC-MARICOPA DBA: TEAM ARIZONA MOTORCYCLIST TRAINING CENTERS	GCC 6000 W OLIVE AVE	GLENDALE	(480) 998-9888
309	RAM MOTORCYCLIST TRAINING INC-MARICOPA DBA: TEAM ARIZONA MOTORCYCLIST TRAINING CENTERS	SEC OF GLENDALE AVENUE & SR101L NORTH & SOUTH	GLENDALE	(480) 998-9888
309	RAM MOTORCYCLIST TRAINING INC-MARICOPA DBA: TEAM ARIZONA MOTORCYCLIST TRAINING CENTERS	1402 N 159TH AVE	GOODYEAR	(480) 998-9888
2723	TMCDW INC DBA: DESERT WIND HARLEY-DAVIDSON	922 S COUNTRY CLUB DRIVE	MESA	(480) 894-0404
309	RAM MOTORCYCLIST TRAINING INC-MARICOPA DBA: TEAM ARIZONA MOTORCYCLIST TRAINING CENTERS	16101 N 83RD AVENUE	PEORIA	(480) 998-9888
309	RAM MOTORCYCLIST TRAINING INC-MARICOPA DBA: TEAM ARIZONA MOTORCYCLIST TRAINING CENTERS	16130 N ARROWHEAD FOUNTAIN CENTER	PEORIA	(480) 998-9888



**Motor Vehicle Division**  
 Third Party DataLink System  
**PROFESSIONAL DRIVING SCHOOL (PDS)**  
**MOTORCYCLE TRAINING SCHOOLS (CLASS M)**

Page 2 of 3  
 Print Date 4/26/22  
 Revision 2.0.1

AUTH. NBR.	OFFICIAL BUSINESS NAME	ADDRESS	CITY	PHONE
<b>MARICOPA</b>				
309	RAM MOTORCYCLIST TRAINING INC-MARICOPA DBA: TEAM ARIZONA MOTORCYCLIST TRAINING CENTERS	16844 N ARROWHEAD FOUNTAIN CENTER DR	PEORIA	(480) 998-9888
309	RAM MOTORCYCLIST TRAINING INC-MARICOPA DBA: TEAM ARIZONA MOTORCYCLIST TRAINING CENTERS	8546 W LUDLOW DR SUITE 100	PEORIA	(480) 998-9888
309	RAM MOTORCYCLIST TRAINING INC-MARICOPA DBA: TEAM ARIZONA MOTORCYCLIST TRAINING CENTERS	13850 N CAVE CREEK ROAD	PHOENIX	(480) 998-9888
2602	RIDE ARIZONA MOTORCYCLE TRAINING CENTER	1880 S 7TH AVENUE	PHOENIX	(520) 876-4775
309	RAM MOTORCYCLIST TRAINING INC-MARICOPA DBA: TEAM ARIZONA MOTORCYCLIST TRAINING CENTERS	15500 N HAYDEN ROAD	SCOTTSDALE	(480) 998-9888
309	RAM MOTORCYCLIST TRAINING INC-MARICOPA DBA: TEAM ARIZONA MOTORCYCLIST TRAINING CENTERS	15656 N HAYDEN RD	SCOTTSDALE	(480) 998-9888
<b>MOHAVE</b>				
1493	MOHAVE COMMUNITY COLLEGE	3400 AZ95	BULLHEAD CITY	(928) 757-0819
1493	MOHAVE COMMUNITY COLLEGE	1971 JAGERSON AVENUE SUITE 802	KINGMAN	(928) 757-0819
1493	MOHAVE COMMUNITY COLLEGE	2501 BEVERLY AVE	KINGMAN	(928) 757-0819
1493	MOHAVE COMMUNITY COLLEGE	1977 ACOMA BLVD	LAKE HAVASU CITY	(928) 757-0819
<b>PIMA</b>				
309	RAM MOTORCYCLIST TRAINING INC-MARICOPA DBA: TEAM ARIZONA MOTORCYCLIST TRAINING CENTERS	7355 N I-10 EASTBOUND FRONTAGE ROAD	MARANA	(480) 998-9888
2602	RIDE ARIZONA MOTORCYCLE TRAINING CENTER	11285 WEST GRIER ROAD	MARANA	(520) 876-4775
208	PIMA COUNTY COMMUNITY COLLEGE DISTRICT DBA: PIMA COUNTY COMMUNITY COLLEGE DISTRICT-COMM CAMPUS	2202 W ANKLAM ROAD	TUCSON	(520) 206-2741
309	RAM MOTORCYCLIST TRAINING INC-MARICOPA DBA: TEAM ARIZONA MOTORCYCLIST TRAINING CENTERS	1134 S FARMINGTON ROAD	TUCSON	(480) 998-9888
309	RAM MOTORCYCLIST TRAINING INC-MARICOPA DBA: TEAM ARIZONA MOTORCYCLIST TRAINING CENTERS	5125 W CAMINO DE FUEGO	TUCSON	(480) 998-9888



**Motor Vehicle Division**  
 Third Party DataLink System  
**PROFESSIONAL DRIVING SCHOOL (PDS)**  
**MOTORCYCLE TRAINING SCHOOLS (CLASS M)**

AUTH. NBR.	OFFICIAL BUSINESS NAME	ADDRESS	CITY	PHONE
<b>PIMA</b>				
309	RAM MOTORCYCLIST TRAINING INC-MARICOPA DBA: TEAM ARIZONA MOTORCYCLIST TRAINING CENTERS	7501 EAST 22ND STREET	TUCSON	(480) 998-9888
2602	RIDE ARIZONA MOTORCYCLE TRAINING CENTER	12000 S HOUGHTON	TUCSON	(520) 876-4775
<b>PINAL</b>				
2602	RIDE ARIZONA MOTORCYCLE TRAINING CENTER	512 S ELEVEN MILE CORNER ROAD	CASA GRANDE	(520) 876-4775
<b>YAVAPAI</b>				
309	RAM MOTORCYCLIST TRAINING INC-MARICOPA DBA: TEAM ARIZONA MOTORCYCLIST TRAINING CENTERS	3001 MAIN STREET SUITE 2A-1	PRESCOTT VALLEY	(480) 998-9888
309	RAM MOTORCYCLIST TRAINING INC-MARICOPA DBA: TEAM ARIZONA MOTORCYCLIST TRAINING CENTERS	3201 N MAIN STREET	PRESCOTT VALLEY	(480) 998-9888

Number of Companies Listed 33

**Rationale**

CTW Chapter 5, Section 3.2 - Motorcycle Rider training

More than half of all motorcycle crashes involve riders with fewer than five months of experience. GOHS supports the Motorcycle Safety Foundation's mission, "To make motorcycling safer and more enjoyable by ensuring access to lifelong quality education and training for current and prospective riders, and by advocating a safer riding environment." In practical terms, if word gets out that many motorcycle riders complete rigorous safety training, they may be seen with more respect. Though a motorcycle safety course teaches skills in a highly controlled environment, the MSF says that the techniques are applicable to any situation. Various rider courses provide motorcyclists with techniques to master riding skills and builds confidence. That confidence will pay dividends in the end, because well-trained riders will be less distracted and abler to concentrate on developing their rider skills and techniques even further. Ultimately, motorcyclists can depend only on themselves, so it is essential to develop the proper skill sets. Being injured is an ongoing concern for new and experienced riders alike. Although nothing can guarantee that a rider will not get hurt, rider courses can prepare all riders to cope with a variety of situations and enjoy the road as safely as possible.

Kardamanidis, Martiniuk, Stevenson, and Thistlethwaite (2010) evaluated the results of 23 studies for a Cochrane Review and found conflicting evidence with regard to the effectiveness of motorcycle rider training in reducing crashes or offenses. Due to the poor quality of available studies, the authors were unable to draw any conclusions about its effectiveness. However, data suggests that having training for motorcyclists may reduce crashes and offenses by discouraging motorcycle riding, thus limiting exposure.

**Planned activities in countermeasure strategy**

Unique Identifier	Planned Activity Name
MC-AW	Motorcycle Safety Training and Awareness

**Planned Activity: Motorcycle Safety Training and Awareness**

Planned activity number: **MC-AW**

Primary Countermeasure Strategy: **Motorcycle Training and Education**

**Planned Activity Description**

Planned awareness activities to include community awareness regarding motorcycle interaction. Funding to law enforcement agencies providing motorcycle awareness and training to both experienced and beginning motorcycle riders.

**Intended Subrecipients**

Law Enforcement Agencies

**Countermeasure strategies**

Countermeasure strategies in this planned activity

Countermeasure Strategy
Motorcycle Training and Education

**Funding sources**

Source Fiscal Year	Funding Source	Eligible Use of Funds	Estimated Funding Amount	Match Amount	Local Benefit
2023	FAST Act NHTSA 402	Motorcycle Safety (FAST)	\$118,761.00	\$12,491.64	\$118,761.00



## Program Area: Traffic Records

### Description of Highway Safety Problems

The goal of Arizona’s Traffic Records program is to ensure GOHS, ADOT, and law enforcement are able to access accurate and complete data. The data are critical for identifying problem areas in need of attention by GOHS and its partners. ADOT’s Motor Vehicle Division (MVD) collects, manages, and analyzes traffic records data for GOHS. With funding from GOHS, MVD, and the Traffic Records Coordinating Committee (TRCC) maintain the database on motor vehicle fatalities and injuries. Arizona made great strides in data processing improvement including the redesign of the Crash Report Form and the implementation of AZ TraCS (Traffic and Criminal Software) for data collection. TRCC, under the direction of GOHS and ADOT, continues to work on a number of projects to enhance data collection.

### Associated Performance Measures

- Driver Report Accuracy (D-A-2) from 93.3% to 94.03%
- Roadway Data Completeness (R-C-2) from 3.27% to 33.32%.
- Crash Report Timeliness (C-T-1) from 25.63 days to 18.44 days

Fiscal Year	Performance measure name	Target End Year	Target Period	Target Value
2023	C-1) Number of traffic fatalities (FARS)	2023	5 Year	1,200.0

### Countermeasure Strategies in Program Area

Countermeasure Strategy
Improves timeliness of a core highway safety database

### Countermeasure Strategy: Improves timeliness of a core highway safety database

Program Area: **Traffic Records**

#### Project Safety Impacts

The collection, analysis, and dissemination of accurate traffic crash data is paramount to conducting effective and impactful highway safety programs and countermeasures. The Arizona Department of Transportation’s Traffic Records Department relies upon advanced software products and engineering to receive electronic crash data from law enforcement agencies throughout the state of Arizona in a timely matter. The traffic crash data received by the Traffic Records Department in the upcoming fiscal year will be used to make decisions as they relate to the funding and implementation of highway safety and engineering projects. This data will be used by a wide variety of public agencies and private businesses.

With the annual TraCS licensing used by the Arizona Department of Transportation, they are able to provide the TraCS integration at no cost to law enforcement agencies throughout Arizona who wish to participate in the program. The integration of an agency using the TraCS system allows for expedited crash data to the Arizona Department of Transportation with maximum accuracy.

**Linkage Between Program Area**

The Arizona Department of Transportation relies on the use of TraCS software for an expeditious transfer of crash data from a participating agency to the crash records database. The department allows agencies throughout the State of Arizona to integrate their records management system to the TraCS system at no cost to the law enforcement agency. The goal is to have all Arizona law enforcement agencies utilize the electronic submission of crash reports to ADOT. Achieving this goal will accelerate the analysis and short-term decision making process on highway safety measures used to lower traffic fatalities on Arizona roadways.

**Rationale**

High quality state traffic records data is critical to effective safety programming, operational management, and strategic planning. Every state, in cooperation with its local, regional and Federal partners, should maintain a traffic records system that supports the data-driven, science-based decision making necessary to identify problems; develop, deploy, and evaluate countermeasures; and efficiently allocate resources. (Traffic Records Program Assessment Advisory, NHTSA, 2012.)

**Planned activities in countermeasure strategy**

Unique Identifier	Planned Activity Name
TR-DATA	Data Collection and Analysis of Traffic Records

**Planned Activity: Data Collection and Analysis of Traffic Records**

Planned activity number: **TR-DATA**

Primary Countermeasure Strategy: **Improves timeliness of a core highway safety database**

**Planned Activity Description**

Planned activity to include management of projects relating to the timeliness, accuracy, completeness, uniformity, integration and accessibility of traffic data throughout Arizona by the Arizona Department of Transportation. The projects are to assist Local agencies in electronically reporting crashes to ADOT.

**Intended Subrecipients**

State Agency, Law Enforcement Agencies

**Countermeasure strategies**

Countermeasure strategies in this planned activity

Countermeasure Strategy
Improves timeliness of a core highway safety database

**Funding sources**

Source Fiscal Year	Funding Source	Eligible Use of Funds	Estimated Funding Amount	Match Amount	Local Benefit
2023	FAST Act 405c Data Program	405c Data Program (FAST)	\$88,000.00	\$9,248.31	\$0.00

## Program Area: Emergency Medical Services

### Description of Highway Safety Problems

The State of Arizona is a largely rural state, which over the past several years has consistently had a fatality rate that is above the national average (FARS). Emergency Medical Services have a direct relationship to all fatal and injury collisions. Prompt medical attention can reduce the severity of injuries and can prevent injuries from becoming fatalities. Extrication equipment and supplies are necessary to improve survival rates of crash victims by insuring that emergency medical care is provided within the “Golden Hour.” The “Golden Hour” has been a term used for the last two decades when describing the principle of rapid intervention, timely extrication, treatment, and transportation to trauma center. Emergency medical services (EMS) response times for an ambulance in Arizona can be anywhere from 10-30 minutes. Transport times to a hospital can even be longer, depending upon the location of the call for service. The longer a patient with a life-threatening injury waits for transport, the chances for survival diminish.

### Associated Performance Measures

With the funding from GOHS, First Responders are hoping to decrease the average crash to hospital arrival time in extrication crashes by 30 minutes.

Fiscal Year	Performance measure name	Target End Year	Target Period	Target Value
2023	C-1) Number of traffic fatalities (FARS)	2023	5 Year	1,200.0
2023	C-2) Number of serious injuries in traffic crashes (State crash data files)	2023	5 Year	3,659.4

### Countermeasure Strategies in Program Area

Countermeasure Strategy
Emergency Medical Assistance

### Countermeasure Strategy: Emergency Medical Assistance

Program Area: **Emergency Medical Services**

#### Project Safety Impacts

NHTSA has supported the development of comprehensive Emergency Medical Services (EMS) systems for more than 40 years. When injuries occur as a result of motor vehicle crashes, it is imperative to get the victims to appropriate medical attention as soon as possible. In order to accomplish this, vehicle occupants must be extricated from the vehicle quickly, and without aggravating existing or creating further injuries. Modern vehicles are smaller, have systems such as electric or hybrid, and use stronger metal alloys making extrication more difficult and requiring more specialized equipment, tools, and procedures to safely access and remove victims. The equipment must be available and located strategically located to achieve this goal. Proposed planned activities that fall in line with the outlined strategies are: Emergency Extrication equipment and supplies.

**Linkage Between Program Area**

The problem identified is to decrease the amount of time it takes to get the collision victims to the hospital. The target is to reduce at-scene medical services time and increase survivability rates by providing funding for the effective tools.

**Rationale**

Highway Safety Program Guideline 11: Emergency Medical Services requires that each state, in cooperation with its political subdivisions, ensures that persons incurring traffic injuries or trauma receive prompt emergency care under the range of emergency conditions encountered.

- To improve extrication safety, efficiency and times by purchasing equipment and supplies that are technologically advanced, safe and reliable.
- To decrease average crash to hospital arrival time

**Planned activities in countermeasure strategy**

Unique Identifier	Planned Activity Name
EM-EQ	Emergency Extrication equipment and supplies

**Planned Activity: Emergency Extrication equipment and supplies**

Planned activity number: **EM-EQ**

Primary Countermeasure Strategy: **Emergency Medical Assistance**

**Planned Activity Description**

Planned activities include the purchase of equipment that supports and enhances emergency medical services. The items purchased may include extrication equipment and supplies.

**Intended Subrecipients**

Fire Districts, Fire Departments

**Countermeasure strategies**

Countermeasure strategies in this planned activity

Countermeasure Strategy
Emergency Medical Assistance

**Funding sources**

Source Fiscal Year	Funding Source	Eligible Use of Funds	Estimated Funding Amount	Match Amount	Local Benefit
2023	FAST Act NHTSA 402	Emergency Medical Services (FAST)	\$127,315.00	\$13,380.10	\$127,315.00

Major purchases and dispositions

Equipment with a useful life of more than one year and an acquisition cost of \$5,000 or more.

Item	Quantity	Unit cost	Total Cost	NHTSA Share per unit	NHTSA Share Total Cost
Extrication Package	1	\$37,315.00	\$37,315.00	\$37,315.00	\$37,315.00
Extrication Package	1	\$30,000.00	\$30,000.00	\$30,000.00	\$30,000.00
Extrication Package	1	\$30,000.00	\$30,000.00	\$30,000.00	\$30,000.00
Extrication Package	1	\$30,000.00	\$30,000.00	\$30,000.00	\$30,000.00

## Program Area: Communications (Media)

### Description of Highway Safety Problems

GOHS captures a large amount of earned media through the distribution of public service announcements, media interviews, press conferences, and media alerts. Arizona also uses paid media to support the national mobilizations in impaired driving, and occupant protection. GOHS also promotes the message of mutual respect in sharing the road and cautions all road users on the need to watch out for motorcycles and the dangers of speeding and reckless driving around commercial vehicles.

### Associated Performance Measures

Fiscal Year	Performance measure name	Target End Year	Target Period	Target Value
2023	C-1) Number of traffic fatalities (FARS)	2023	5 Year	1,200.0
2023	C-2) Number of serious injuries in traffic crashes (State crash data files)	2023	5 Year	3,659.4

### Countermeasure Strategies in Program Area

Countermeasure Strategy
Mass Media Campaign

### Countermeasure Strategy: Mass Media Campaign

Program Area: **Communications (Media)**

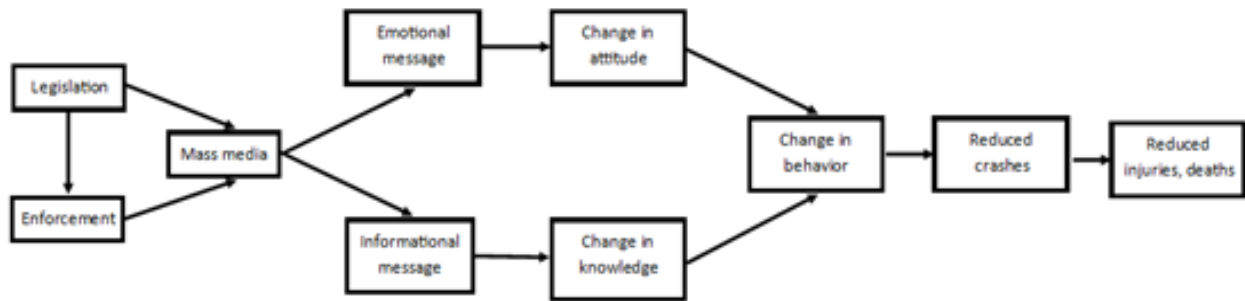
### Project Safety Impacts

Highway safety campaigns can be defined as purposeful attempts to inform, persuade, and motivate a population (or sub-group of a population) to change its attitudes and/or behaviors to improve road safety, using organized communications involving specific media channels within a given time period. It can have many and multiple purposes, such as informing the public of new or little known traffic rules, increasing problem awareness or convincing people to refrain from hazardous behaviors and adopting safe ones instead. That is where highway safety campaigns come in. Together with other ‘behavioral’ measures (e.g., law enforcement, education, training, and even infrastructure to some extent), road safety campaigns are used as a means of influencing the public to behave more safely in traffic. Media activities included advertisements in newspaper, radio, broadcast and cable television, PSAs, billboards, posters, banners, stickers, with a combination of paid and earned media.

### Linkage Between Program Area

In 2004 the World Health Organization concluded that road safety campaigns were able to influence behavior when used in conjunction with legislation and law enforcement. Without enforcement and/or education, a mass media campaign has virtually no effect in terms of reducing the number of road accidents. Interestingly enough, the local, personally directed campaigns show by far the biggest effect on road accidents.

Preventive behavior (e.g., seat belt use and the designated driver concept to reduce drunk driving) is a particularly difficult goal to achieve through mass media campaigns because such campaigns asking an individual to change now by taking a preventive action in order to lower the probability of some unwanted future even that may not happen anyway. Because radio and billboards offer immediacy, radio and billboards represent a potential delivery vehicle for highway safety programs. Everyone listening to the radio and attending to a billboard safety message has an opportunity to act immediately. More effective campaigns use the news media as a means of increasing their visibility and go in tandem with an aggressive enforcement strategy.



Logical framework of causal relationships between different types of interventions and road crashes

### Rationale

There is strong evidence that mass media campaigns reduce alcohol-impaired driving when campaigns are carefully planned and well executed, attain adequate audience exposure, and are implemented in settings with other ongoing alcohol-impaired driving prevention activities, such as enhanced enforcement efforts. When implemented well, mass media campaigns have been shown to reduce alcohol-impaired crashes, injury-producing alcohol-related crashes, and the proportion of drivers who have consumed alcohol. Various campaign messages have demonstrated positive effects, including those focused on law enforcement activities and the legal consequences of drinking and driving, and the social and health consequences of alcohol-impaired driving. Funding will be allocated to support priority programs with printed material, education items, mass media campaigns and special events.



## Planned activities in countermeasure strategy

Unique Identifier	Planned Activity Name
AL-Media	DUI/Impaired Driving Media Campaign
MC-Media	Motorcycle Safety Media Campaign
OP-Media	Occupant Protection Media Campaign
PS-Media	Pedestrian and Bicycle Media Campaign
PTS-Media	Selective Traffic Media Campaign


### Planned Activity: DUI/Impaired Driving Media Campaign

Planned activity number: **AL-Media**  
 Primary Countermeasure Strategy: **Mass Media Campaign**

### Planned Activity Description

GOHS Director conducts press conferences and frequent media interviews in English and Spanish throughout the year and during holiday enforcement campaigns. These events are widely covered by local TV, radio, and print media. GOHS's online DUI reporting system and press releases during planned enforcement events are distributed daily to the media with updated impaired driving statistics from the previous evening's activities and prior events. These releases provide constant news reports on DUI arrests and a plea to the public to reduce these numbers.





**GOVERNOR'S OFFICE OF HIGHWAY SAFETY**  
**ARIZONA**  
**DOUGLAS A. DUCY, GOVERNOR**  
**ALBERTO C. CETER, DIRECTOR**

**NEWS RELEASE**

**IMMEDIATE MEDIA ADVISORY**  
 May 26, 2022

**CINCO DE MAYO WEEKEND**  
**2020-2022**  
**ARIZONA STATEWIDE DUI ENFORCEMENT STATISTICS**


**MEDIA CONTACT:**  
 Alberto Ceter  
 602.255.3236 - Office  
 602.568.8800 - Cell  
[alberto@goahs.gov](mailto:alberto@goahs.gov)

	May 1 <sup>st</sup> -5 <sup>th</sup>	May 1 <sup>st</sup> -5 <sup>th</sup>	May 4 <sup>th</sup> -May 6 <sup>th</sup>
Contacts (Total Traffic Stops)	5,082	10,129	8,541
Sober Designated Drivers Contacted	36	339	238
Number of Known Your Limit Contacts	0	96	173
DRE Evaluations Conducted	N/A	24	15
Total DUI Arrests (aggravated + non-aggravated)	148	444	334
DUI Aggravated	29	83	37
DUI Misdemeanor	119	361	297
DUI Extreme (1.5+)	39	130	58
Under 21 DUI Arrests	5	23	36
DUI Drug Arrests	58	146	90
Number of 30 Day Vehicle Impounds	53	180	145
Average Known BAC	0.163	0.161	0.142
Seat Belt Citations	196	245	236
Child Restraint Citations	16	43	32
Distraction Driving Citations	N/A	28	121
Criminal Speed Citations	138	172	141
Civil Speed Citations	1,409	2,061	1,840
Number of Other Arrests	154	321	406
Other Citations (Except Speed)	1,197	2,274	1,961
Participating Officers/Deputies (cumulative)	1,756	2,728	1,929

These statistics are the result of the dedication and training of police and highway patrol officers, sheriff deputies, volunteers, and other law enforcement personnel that comprise the DUI Task Forces throughout Arizona. Our goal is to reduce crashes, fatalities and injuries on our roads and highways by enforcing DUI and traffic laws in our State. We would like to thank the media for the coverage provided and for the support they've made for our message through their news coverage of the highway.

DRIVE HAMMERED...GET NAILED!

1700W Washington, Phoenix, AZ 85007  
 Office: 602.255.3236 Fax: 602.255.1305 Toll Free: 877.355.3236  
[www.goahs.gov](http://www.goahs.gov)



**IMMEDIATE MEDIA ADVISORY**  
 May 26, 2022

**Memorial Day**  
**May 27-30, 2022**  
**ARIZONA STATEWIDE HOLIDAY DUI ENFORCEMENT**

**MEDIA CONTACT:**  
 Douglas A. Ducey  
 602.255.3236 - Office  
 602.568.8800 - Cell  
[douglas@goahs.gov](mailto:douglas@goahs.gov)

**NEWS RELEASE**

**IMMEDIATE MEDIA ADVISORY**  
 May 26, 2022

**Memorial Day**  
**May 27-30, 2022**  
**ARIZONA STATEWIDE HOLIDAY DUI ENFORCEMENT**

**MEDIA CONTACT:**  
 Alberto Ceter  
 602.255.3236 - Office  
 602.568.8800 - Cell  
[alberto@goahs.gov](mailto:alberto@goahs.gov)

These statistics are the result of the dedication and training of police and highway patrol officers, sheriff deputies, volunteers, and other law enforcement personnel that comprise the DUI Task Forces throughout Arizona. Our goal is to reduce crashes, fatalities and injuries on our roads and highways by enforcing DUI and traffic laws in our State. We would like to thank the media for the coverage provided and for the support they've made for our message through their news coverage of the highway.

DRIVE HAMMERED...GET NAILED!

1700W Washington, Phoenix, AZ 85007  
 Office: 602.255.3236 Fax: 602.255.1305 Toll Free: 877.355.3236  
[www.goahs.gov](http://www.goahs.gov)



Intended Subrecipients

GOHS

Countermeasure strategies

Countermeasure strategies in this planned activity

Countermeasure Strategy
Mass Media Campaign

Funding sources

Source Fiscal Year	Funding Source	Eligible Use of Funds	Estimated Funding Amount	Match Amount	Local Benefit
2023	FAST Act 405d Impaired Driving Mid	405d Mid Paid/Earned Media (FAST)	\$150,000.00	\$15,764.17	\$0.00

Planned Activity: Motorcycle Safety Media Campaign

Planned activity number: **MC-Media**

Primary Countermeasure Strategy: **Mass Media Campaign**

Planned Activity Description

Planned activity to include public awareness about motorcycles and the need to be alert and watch for them. The campaigns also promote motorcyclist compliance with Arizona’s traffic laws. This project includes development of brochures and other collateral materials, as well as print, electronic, and radio and broadcast media to include “Look out for Motorcycles” and “Share the Road” messages.

Arizona GOHS’s motorcycle awareness program will promote public awareness and compliance with Arizona’s motorcycle laws, safety measures, including distractive operation. The awareness campaign includes the development of brochures, collateral material, print media, radio, outdoor advertising, event-related sponsorship, broadcast and social media.

GOHS’s aim is to provide a strategic awareness program that will reduce the occurrence of motorcycle crashes on high-incidence roadways. With the assistance of ADOT, GOHS will place motorcycle awareness messages on ADOT traffic boards on these identified highways. Messages will broadcast on days leading up to the weekend. GOHS will place motorcycle awareness messages during the Motorcycle Awareness Month of May in conjunction with the Governor’s Proclamation.



In addition to message board awareness, GOHS will coordinate with local media outlets to broadcast messages throughout FY 2023 to all motorists to increase public awareness of motorcycle riders on Arizona roadways which may include TV and radio buys and PSAs for the “Look out for Motorcycles” campaign.

Intended Subrecipients  
GOHS

Countermeasure strategies  
Countermeasure strategies in this planned activity

<b>Countermeasure Strategy</b>
Mass Media Campaign

Funding sources

Source Fiscal Year	Funding Source	Eligible Use of Funds	Estimated Funding Amount	Match Amount	Local Benefit
2023	FAST Act 405f Motorcycle Programs	405f Paid Advertising (FAST)	\$50,000.00	\$5,254.72	\$0.00

**Planned Activity: Occupant Protection Media Campaign**

Planned activity number: **OP-Media**  
 Primary Countermeasure Strategy: **Mass Media Campaign**

**Planned Activity Description**

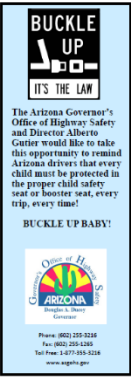
Planned activities to include paid/earned media campaigns (electronic, print, radio, and broadcast) to promote public awareness of and compliance with AZ's occupant protection, safety belt, and child safety seat laws and seatbelt usage assessments. GOHS supports "Public Safety Days" at the AZ State Fair to provide information and education about Arizona Occupant Protection laws and general traffic safety issues. GOHS will conduct an annual safety belt and child safety seat survey.

**Child Safety Seats and Booster Seats Work**

Facts about lives that are saved when using the proper child safety seat:

- 71% effective in reducing the risk of fatal injury for children younger than 1 year old
- 54% effective in reducing the risk of fatal injury for children 1 to 4 years old
- 45% effective in reducing the risk of fatal injury for children ages 4 to 8 years old
- Reduces hospitalization by 69%


SEE AN UNBUCKLED CHILD?  
CALL 1-800-505-BABY



**BUCKLE UP IT'S THE LAW**


The Arizona Governor's Office of Highway Safety and Director Alberto Cortez would like to take this opportunity to remind Arizona drivers that every child must be protected in the proper child safety seat or booster seat, every trip, every time!

**BUCKLE UP BABY!**



**Child Safety Seats and Booster Seats Save Lives**

**Buckle Up Arizona... It's the Law**




**Buckle Up Baby!**

Child safety seat and booster seat use is the law in Arizona!


Arizona Revised Statutes §28-907 A and B require:

- A child safety seat or booster seat for children up to 8 years old
- Correct use of child safety seat
- Fines from \$50-\$250
- Primary offense (An officer can pull you over and cite you)


Not just a good idea — It's the LAW!




**Rear-Facing Seats**  
For infants and children under 2 years old



**Forward-Facing Seats**  
For children over 2 years old




**Booster Seats**  
Required for children over 5 years old and under 8 years old, who are not taller than 4'9"



**Best Practices -**

- Use rear-facing child safety seat as long as practical or up to 2 years old
- NEVER place a rear-facing child safety seat in the front seat where an air bag is active
- Always refer to the child safety seat manufacturer's instructions for height, weight, and installation requirements
- Keep children under 12 years old properly restrained in the back seat of the vehicle as long as practical
- Always set a good example by doing your part in buckling up

**4 Steps for Kids**



Intended Subrecipients

GOHS

Countermeasure strategies

Countermeasure strategies in this planned activity

Countermeasure Strategy
Mass Media Campaign

Funding sources

Source Fiscal Year	Funding Source	Eligible Use of Funds	Estimated Funding Amount	Match Amount	Local Benefit
2023	FAST Act 405b OP Low	405b OP Low (FAST)	\$15,000.00	\$1,576.42	\$0.00

Planned Activity: Pedestrian and Bicycle Media Campaign

Planned activity number: **PS-Media**

Primary Countermeasure Strategy: **Mass Media Campaign**

Planned Activity Description

Planned activities to include paid/earned media campaigns (electronic, print, radio, and broadcast) to promote public awareness of Pedestrian and bicycle safety.

Intended Subrecipients

GOHS

Countermeasure strategies

Countermeasure strategies in this planned activity

Countermeasure Strategy
Mass Media Campaign



Funding sources

Source Fiscal Year	Funding Source	Eligible Use of Funds	Estimated Funding Amount	Match Amount	Local Benefit
2023	FAST Act 405h Nonmotorized Safety	405h Paid Advertising	\$50,000.00	\$5,254.72	\$0.00

**Planned Activity: Selective Traffic Media Campaign**

Planned activity number: **PTS-Media**  
 Primary Countermeasure Strategy: **Mass Media Campaign**

**Planned Activity Description**

Planned awareness activities to include community awareness regarding the dangers of speeding and reckless driving.

**Intended Subrecipients**

GOHS

**Countermeasure strategies**

Countermeasure strategies in this planned activity

Countermeasure Strategy
Mass Media Campaign

**Funding sources**

Source Fiscal Year	Funding Source	Eligible Use of Funds	Estimated Funding Amount	Match Amount	Local Benefit
2023	FAST Act NHTSA 402	Paid Advertising (FAST)	\$71,500.00	\$7,514.26	\$71,500.00



## ***Program Area: Planning & Administration***

### **Description of Highway Safety Problems**

The Program Planning and Administration (PA) program areas include those activities and costs necessary for the overall management and operations of the Arizona GOHS. The Director of GOHS is responsible for administering Arizona’s Highway Safety Program and serves as the Governor’s Highway Safety Representative.

GOHS personnel will administer and manage all 402 and 405 programs. Functions include writing, managing, and monitoring grants and contracts. GOHS personnel coordinate the activities outlined in the Highway Safety Plan and provide status reports and updates on project activities to the GOHS Director and other parties as required. GOHS personnel monitor project activity, ensure project expenditures are allowable, reasonable, and compliant with regulations, prepare and maintain project documentation, and evaluate task accomplishments for their grant portfolios. Personnel also coordinate training as well as fiscally manage and audit funds. Funding will support personnel services, employee-related expenses, and other operating expenses for GOHS fiscal and project coordinators.

The GOHS embraces a "Grants for Performance" philosophy. Risk assessments are completed and documented for every subgrantee before grant funds are awarded. Our monitoring process is designed to fulfill our commitment to the public we serve and ensure State and Federal compliance with statutes, rules, and guidelines and achievement of performance goals.

### **Planned activities in Program Area**

<b>Unique Identifier</b>	<b>Planned Activity Name</b>	<b>Primary Countermeasure Strategy ID</b>
AI-PA	Crash Investigation Program Administration	Highway Safety Office Program Management
AL-PA	DUI/Impaired Driving Program Administration	Highway Safety Office Program Management
EM-PA	Emergency Medical Program Administration	Highway Safety Office Program Management
MC-PA	Motorcycle Safety Program Administration	Highway Safety Office Program Management
OP-PA	Occupant Protection Program Administration	Highway Safety Office Program Management
PS-PA	Pedestrian/Bike Safety Program Administration	Highway Safety Office Program Management
GOHS-PA	Planning and Administration	Highway Safety Office Program Management
RS-PA	Roadway Safety Program Administration	Highway Safety Office Program Management

PTS-PA	Selective Traffic Program Administration	Highway Safety Office Program Management
TR-PA	Traffic Records Program Administration	Highway Safety Office Program Management

**Planned Activity: Crash Investigation Program Administration**

Planned activity number: **AI-PA**  
 Primary Countermeasure Strategy ID: **Highway Safety Office Program Management**

**Planned Activity Description**

Planned activities to include salaries, materials, supplies, etc. to support overall administration of GOHS and the Highway Safety Plan.

**Intended Subrecipients**

GOHS staff

**Countermeasure strategies**

Countermeasure strategies in this planned activity

<b>Countermeasure Strategy</b>
Highway Safety Office Program Management

**Funding sources**

<b>Source Fiscal Year</b>	<b>Funding Source ID</b>	<b>Eligible Use of Funds</b>	<b>Estimated Funding Amount</b>	<b>Match Amount</b>	<b>Local Benefit</b>
2023	FAST Act NHTSA 402	Planning and Administration (FAST)	\$26,825.00	\$2,819.16	\$0.00

**Planned Activity: DUI/Impaired Driving Program Administration**

Planned activity number: **AL-PA**  
 Primary Countermeasure Strategy ID: **Highway Safety Office Program Management**

**Planned Activity Description**

Planned activities to include salaries, materials, supplies, etc. to support overall administration of GOHS and the Highway Safety Plan.

**Intended Subrecipients**

GOHS staff

**Countermeasure strategies**

Countermeasure strategies in this planned activity

<b>Countermeasure Strategy</b>
Highway Safety Office Program Management

Funding sources

Source Fiscal Year	Funding Source ID	Eligible Use of Funds	Estimated Funding Amount	Match Amount	Local Benefit
2023	FAST Act 405d Impaired Driving Mid	405d Impaired Driving Mid (FAST)	\$128,376.00	\$13,491.61	\$0.00
2023	FAST Act NHTSA 402	Planning and Administration (FAST)	\$78,558.00	\$8,256.01	\$0.00

**Planned Activity: Emergency Medical Program Administration**

Planned activity number: **EM-PA**  
 Primary Countermeasure Strategy ID: **Highway Safety Office Program Management**

**Planned Activity Description**

Planned activities to include salaries, materials, supplies, etc. to support overall administration of GOHS and the Highway Safety Plan.

**Intended Subrecipients**

GOHS staff

**Countermeasure strategies**

Countermeasure strategies in this planned activity

Countermeasure Strategy
Highway Safety Office Program Management

Funding sources

Source Fiscal Year	Funding Source ID	Eligible Use of Funds	Estimated Funding Amount	Match Amount	Local Benefit
2023	FAST Act NHTSA 402	Planning and Administration (FAST)	\$7,664.00	\$805.44	\$0.00

**Planned Activity: Motorcycle Safety Program Administration**

Planned activity number: **MC-PA**  
 Primary Countermeasure Strategy ID: **Highway Safety Office Program Management**

**Planned Activity Description**

Planned activities to include salaries, materials, supplies, etc. to support overall administration of GOHS and the Highway Safety Plan.

Intended Subrecipients

GOHS staff

Countermeasure strategies

Countermeasure strategies in this planned activity

Countermeasure Strategy
Highway Safety Office Program Management

Funding sources

Source Fiscal Year	Funding Source ID	Eligible Use of Funds	Estimated Funding Amount	Match Amount	Local Benefit
2023	FAST Act NHTSA 402	Planning and Administration (FAST)	\$11,496.00	\$1,208.17	\$0.00

Planned Activity: Occupant Protection Program Administration

Planned activity number:

**OP-PA**

Primary Countermeasure Strategy ID:

**Highway Safety Office Program Management**

Planned Activity Description

Planned activities to include salaries, materials, supplies, etc. to support overall administration of GOHS and the Highway Safety Plan.

Intended Subrecipients

GOHS staff

Countermeasure strategies

Countermeasure strategies in this planned activity

Countermeasure Strategy
Highway Safety Office Program Management

Funding sources

Source Fiscal Year	Funding Source ID	Eligible Use of Funds	Estimated Funding Amount	Match Amount	Local Benefit
2023	FAST Act NHTSA 402	Planning and Administration (FAST)	\$67,062.00	\$7,047.85	\$0.00



**Planned Activity: Pedestrian/Bike Safety Program Administration**

Planned activity number: **PS-PA**  
 Primary Countermeasure Strategy ID: **Highway Safety Office Program Management**

**Planned Activity Description**

Planned activities to include salaries, materials, supplies, etc. to support overall administration of GOHS and the Highway Safety Plan.

**Intended Subrecipients**

GOHS staff

**Countermeasure strategies**

Countermeasure strategies in this planned activity

Countermeasure Strategy
Highway Safety Office Program Management

**Funding sources**

Source Fiscal Year	Funding Source ID	Eligible Use of Funds	Estimated Funding Amount	Match Amount	Local Benefit
2023	FAST Act NHTSA 402	Pedestrian/Bicycle Safety (FAST)	\$51,734.00	\$5,436.96	\$0.00

**Planned Activity: Planning and Administration**

Planned activity number: **GOHS-PA**  
 Primary Countermeasure Strategy ID: **Highway Safety Office Program Management**

**Planned Activity Description**

Planned activities to include costs necessary for the overall management and operations of the AZ GOHS.

**Intended Subrecipients**

GOHS

**Countermeasure strategies**

Countermeasure strategies in this planned activity

Countermeasure Strategy
Highway Safety Office Program Management

Funding sources

Source Fiscal Year	Funding Source ID	Eligible Use of Funds	Estimated Funding Amount	Match Amount	Local Benefit
2023	FAST Act NHTSA 402	Planning and Administration (FAST)	\$600,000.00	\$63,056.69	\$0.00

Planned Activity: Roadway Safety Program Administration

Planned activity number: **RS-PA**  
 Primary Countermeasure Strategy ID: **Highway Safety Office Program Management**

Planned Activity Description

Planned activities to include salaries, materials, supplies, etc. to support overall administration of GOHS and the Highway Safety Plan.

Intended Subrecipients

GOHS staff

Countermeasure strategies

Countermeasure strategies in this planned activity

Countermeasure Strategy
Highway Safety Office Program Management

Funding sources

Source Fiscal Year	Funding Source ID	Eligible Use of Funds	Estimated Funding Amount	Match Amount	Local Benefit
2023	FAST Act NHTSA 402	Planning and Administration (FAST)	\$1,916.00	\$201.36	\$0.00

Planned Activity: Selective Traffic Program Administration

Planned activity number: **PTS-PA**  
 Primary Countermeasure Strategy ID: **Highway Safety Office Program Management**

Planned Activity Description

Planned activities to include salaries, materials, supplies, etc. to support overall administration of GOHS and the Highway Safety Plan.

Intended Subrecipients

GOHS staff

Countermeasure strategies

Countermeasure strategies in this planned activity

<b>Countermeasure Strategy</b>
Highway Safety Office Program Management

Funding sources

Source Fiscal Year	Funding Source ID	Eligible Use of Funds	Estimated Funding Amount	Match Amount	Local Benefit
2023	FAST Act NHTSA 402	Planning and Administration (FAST)	\$149,453.00	\$15,706.69	\$0.00

Planned Activity: Traffic Records Program Administration

Planned activity number: **TR-PA**  
 Primary Countermeasure Strategy ID: **Highway Safety Office Program Management**

Planned Activity Description

Planned activities to include salaries, materials, supplies, etc. to support overall administration of GOHS and the Highway Safety Plan.

Intended Subrecipients

GOHS staff

Countermeasure strategies

Countermeasure strategies in this planned activity

<b>Countermeasure Strategy</b>
Highway Safety Office Program Management

Funding sources

Source Fiscal Year	Funding Source ID	Eligible Use of Funds	Estimated Funding Amount	Match Amount	Local Benefit
2023	FAST Act NHTSA 402	Traffic Records	\$1,916.00	\$201.36	\$0.00

**Evidence-based traffic safety enforcement program (TSEP)**

**Planned activities that collectively constitute an evidence-based traffic safety enforcement program (TSEP):**

Unique Identifier	Planned Activity Name
AL-EN	DUI/Impaired Driving Enforcement and Overtime
AL-Media	DUI/Impaired Driving Media Campaign
MC-Media	Motorcycle Safety Media Campaign
OP-EN	Occupant Protection Enforcement and Overtime
OP-HR	Occupant Protection High Risk Population
OP-Media	Occupant Protection Media Campaign
PTS-EN	Selective Traffic Enforcement and Overtime
PTS-Media	Selective Traffic Media Campaign

**Analysis of crashes, crash fatalities, and injuries in areas of highest risk.**

**Crash Analysis**

Arizona continues to experience an increase in total traffic fatalities year over year. With 2021 fatalities at 1,208, there are three major problem areas that GOHS has identified and continues to focus a large amount of HSP funds towards. Those areas are; Impaired Driving Enforcement, Unrestrained Occupant Enforcement and Speeding and Reckless Driving. In the table below, these three categories were a causation or involved in approximately 20% of total traffic fatalities in 2021.

In addition to the NHTSA mandated National Mobilization Enforcement Campaigns, GOHS provides funds to law enforcement agencies to conduct overtime enforcement focusing on these three area throughout the year. Law enforcement agencies focus on proactive enforcement in their local jurisdictions based on their local data analysis. While law enforcement agencies around Arizona receive HSP funding to conduct impaired, speeding, and occupant protection enforcement, the majority enforcement funds are focused in the counties of Maricopa and Pima. These two counties account for approximately over 80% of the State’s total population based on 2021 population estimates from the Arizona Office of Economic Opportunity.

The tables below go in to further detail on the amount of total traffic, impaired related, speeding related, and unrestrained occupant crashes, injuries, and fatalities by county in 2021.

Traffic Crash Representation by County 2021 State Crash Data							
Counties	Population Estimate 2021	Total Traffic Crashes	%	Total Traffic Fatalities	%	Total Persons Injured	%
Maricopa	4,507,419	84,318	71.3%	585	49.3%	35,420	68.7%
Pima	1,058,318	10,818	9.2%	164	13.8%	5,433	10.5%
Pinal	439,128	4,455	3.8%	64	5.4%	2,217	4.3%
Yavapai	241,173	3,776	3.2%	64	5.4%	1,668	3.2%
Mohave	216,527	3,545	3.0%	71	6.0%	1,668	3.2%
Yuma	207,318	2,517	2.1%	26	2.2%	1,454	2.8%
Coconino	147,434	3,674	3.1%	49	4.1%	1,355	2.6%
Cochise	126,463	1,126	1.0%	26	2.2%	492	1.0%
Navajo	107,748	1,268	1.1%	41	3.5%	598	1.2%
Apache	66,411	449	0.4%	26	2.2%	210	0.4%
Gila	53,525	977	0.8%	27	2.3%	485	0.9%
Santa Cruz	48,468	356	0.3%	8	0.7%	120	0.2%
Graham	39,025	340	0.3%	15	1.3%	178	0.3%
La Paz	16,820	496	0.4%	19	1.6%	220	0.4%
Greenlee	9,593	72	0.1%	1	0.1%	21	0.0%
<b>Grand Total</b>	<b>7,285,370</b>	<b>118,187</b>	<b>100%</b>	<b>1,186</b>	<b>100%</b>	<b>51,539</b>	<b>100%</b>

Source: 2021 State Crash Data

Impaired-Related Crash Representation by County 2021 State Crash Data							
Counties	Population Estimate 2021	Total Impaired Crashes	%	Total Impaired Fatalities	%	Total Impaired Injuries	%
Maricopa	4,507,419	3,560	63.7%	116	52.3%	2,197	61.0%
Pima	1,058,318	695	12.4%	39	17.6%	459	12.8%
Pinal	439,128	236	4.2%	11	5.0%	155	4.3%
Yavapai	241,173	212	3.8%	8	3.6%	152	4.2%
Mohave	216,527	233	4.2%	10	4.5%	192	5.3%
Yuma	207,318	140	2.5%	3	1.4%	91	2.5%
Coconino	147,434	211	3.8%	4	1.8%	149	4.1%
Cochise	126,463	41	0.7%	6	2.7%	34	0.9%
Navajo	107,748	88	1.6%	5	2.3%	47	1.3%
Apache	66,411	34	0.6%	6	2.7%	27	0.8%
Gila	53,525	71	1.3%	6	2.7%	52	1.4%
Santa Cruz	48,468	19	0.3%	2	0.9%	4	0.1%
Graham	39,025	24	0.4%	3	1.4%	22	0.6%
La Paz	16,820	23	0.4%	3	1.4%	19	0.5%
Greenlee	9,593	3	0.1%	0	0.0%	0	0.0%
<b>Grand Total</b>	<b>7,285,370</b>	<b>5,590</b>	<b>100%</b>	<b>222</b>	<b>100%</b>	<b>3,600</b>	<b>100%</b>

Source: 2021 State Crash Data

Speeding-Related Crash Representation by County							
2021 State Crash Data							
Counties	Population Estimate 2021	Total Speeding Crashes	%	Total Speeding Fatalities	%	Total Speeding Injuries	%
Maricopa	4,507,419	30,198	73.9%	192	54.7%	13,838	70.9%
Pima	1,058,318	3,071	7.5%	49	14.0%	1,552	7.9%
Pinal	439,128	1,741	4.3%	15	4.3%	929	4.8%
Yavapai	241,173	1,318	3.2%	14	4.0%	705	3.6%
Mohave	216,527	1,002	2.5%	27	7.7%	605	3.1%
Yuma	207,318	879	2.2%	7	2.0%	559	2.9%
Coconino	147,434	1,278	3.1%	14	4.0%	576	2.9%
Cochise	126,463	272	0.7%	8	2.3%	130	0.7%
Navajo	107,748	295	0.7%	9	2.6%	198	1.0%
Apache	66,411	151	0.4%	1	0.3%	91	0.5%
Gila	53,525	302	0.7%	8	2.3%	162	0.8%
Santa Cruz	48,468	103	0.3%	2	0.6%	46	0.2%
Graham	39,025	54	0.1%	1	0.3%	27	0.1%
La Paz	16,820	165	0.4%	3	0.9%	103	0.5%
Greenlee	9,593	19	0.0%	1	0.3%	9	0.0%
<b>Grand Total</b>	<b>7,285,370</b>	<b>40,848</b>	<b>100%</b>	<b>351</b>	<b>100%</b>	<b>19,530</b>	<b>100%</b>

Source: 2021 State Crash Data

Unrestrained Occupant Crash Representation by County							
2021 State Crash Data							
Counties	Population Estimate 2021	Total Unrestrained Crashes	%	Total Unrestrained Fatalities	%	Total Unrestrained Injuries	%
Maricopa	4,507,419	2,473	60.6%	121	45.7%	1,376	55.9%
Pima	1,058,318	398	9.7%	30	11.3%	257	10.4%
Pinal	439,128	233	5.7%	11	4.2%	167	6.8%
Yavapai	241,173	186	4.6%	14	5.3%	122	5.0%
Mohave	216,527	208	5.1%	26	9.8%	125	5.1%
Yuma	207,318	109	2.7%	8	3.0%	78	3.2%
Coconino	147,434	137	3.4%	10	3.8%	97	3.9%
Cochise	126,463	62	1.5%	5	1.9%	50	2.0%
Navajo	107,748	84	2.1%	13	4.9%	61	2.5%
Apache	66,411	51	1.2%	8	3.0%	31	1.3%
Gila	53,525	54	1.3%	11	4.2%	32	1.3%
Santa Cruz	48,468	20	0.5%	2	0.8%	13	0.5%
Graham	39,025	34	0.8%	3	1.1%	26	1.1%
La Paz	16,820	31	0.8%	3	1.1%	24	1.0%
Greenlee	9,593	3	0.1%	0	0.0%	2	0.1%
<b>Grand Total</b>	<b>7,285,370</b>	<b>4,083</b>	<b>100%</b>	<b>265</b>	<b>100%</b>	<b>2,461</b>	<b>100%</b>

Source: 2021 State Crash Data

\*No motorcycle data included

## Deployment of Resources

To ensure enforcement resources are deployed effectively, law enforcement agencies are directed to implement evidence-based strategies using the data provided in their grant proposal request. The HSP narrative outlines Arizona's broad approach to address key problem enforcement areas and guides the local jurisdictions to examine local data and develop appropriate countermeasures (using Countermeasures That Work and other proven methods) for their problem areas. Examples of proven strategies include targeted enforcement focusing on specific violations, such as distracted driving and speeding, or on specific times of day when more violations occur, such as nighttime impaired driving and seat belt enforcement. High visibility enforcement, including participation in national seat belt and impaired driving mobilizations, is also required. Several mandated holiday enforcement saturation patrols are also included.

The Data Driven Approach to Crime and Traffic Safety (DDACTS) model and other strategies that use data to identify high crash locations are also proven strategies. By implementing strategies that research has shown to be effective, more efficient use is made of the available resources and the success of enforcement efforts is enhanced. Multi-jurisdictional enforcement efforts are encouraged and supported by GOHS. Further details on specific enforcement efforts can be found in each of the program areas.

## Effectiveness Monitoring

Continuous monitoring of the implementation of enforcement programs is another important element of the enforcement program. Agency enforcement deployment strategies are continuously evaluated and adjusted to accommodate shifts and changes in their local highway safety problems. Several methods are used to follow-up on programs funded by GOHS. Law enforcement agencies receiving grant funding are required to report on the progress of their programs in their activity reports. These reports must include data on the activities conducted, such as the area and times worked and the number of tickets issued. Funding decisions for subsequent years are based on the effectiveness of the implementation and performance of the enforcement project.

Enforcement grants are also monitored throughout the year by GOHS. Representatives of police agencies and associated Law Enforcement Liaisons (LELs); contact with enforcement agencies is maintained through meetings, conferences, grant monitoring sessions, phone calls, and press events. Enforcement deployment strategies are continuously evaluated for their impact and effectiveness and modifications are made, where warranted. A citation/arrest database is used to track and monitor enforcement efforts. Special projects are implemented as needed.

**High-visibility enforcement (HVE) strategies**

**Planned HVE strategies to support national mobilizations:**

<b>Countermeasure Strategy</b>
High Visibility Enforcement/Saturation Patrols/Checkpoints
Mass Media Campaign
Short-term, High Visibility Seat Belt/Child Restraint Law Enforcement

**HVE planned activities that demonstrate the State's support and participation in the National HVE mobilizations to reduce alcohol-impaired or drug impaired operation of motor vehicles and increase use of seat belts by occupants of motor vehicles:**

<b>Unique Identifier</b>	<b>Planned Activity Name</b>
AL-EN	DUI/Impaired Driving Enforcement and Overtime
AL-Media	DUI/Impaired Driving Media Campaign
OP-EN	Occupant Protection Enforcement and Overtime
OP-HR	Occupant Protection High Risk Population
OP-Media	Occupant Protection Media Campaign



### ***Certifications, Assurances, and Highway Safety Plan***

**Certifications and Assurances for 23 U.S.C. Chapter 4 and Section 1906 grants, signed by the Governor's Representative for Highway Safety, certifying to the HSP application contents and performance conditions and providing assurances that the State will comply with applicable laws, and financial and programmatic requirements.**