



MISSOURI'S
ANNUAL
PERFORMANCE
REPORT
2022

MoDOT
Highway Safety
and Traffic

ANNUAL REPORT FEDERAL FISCAL YEAR 2022

PREPARED BY - MISSOURI HIGHWAY SAFETY OFFICE
(HIGHWAY SAFETY & TRAFFIC DIVISION)

JONATHAN NELSONASSISTANT TO STATE HIGHWAY SAFETY AND TRAFFIC ENGINEER
SCOTT JONESPROGRAM ADMINISTRATOR
HEATHER LUEBBERTCOMMERCIAL MOTOR VEHICLE PROGRAM MANAGER
KACEY WILSONHIGHWAY SAFETY PROGRAM MANAGER
SCOTT WILSONLAW ENFORCEMENT PROGRAM MANAGER
MANDY KLIETHERMESLAW ENFORCEMENT PROGRAM MANAGER
MIKE STAPPLAW ENFORCEMENT PROGRAM MANAGER
AMITY JEFFRIESIMPAIRED DRIVING & ELDER DRIVER PROGRAM MANAGER
TARA VAN LOOCHILD PASSENGER SAFETY & BIKE/PEDESTRIAN PROGRAM MANAGER
RACHEL ALLENTEEN PROGRAM MANAGER
BRENDA AHLERSOFFICE MANAGER
DARLA STUMPE.....DATA SUPPORT
CARRIE AHARTLAYOUT & DATA SUPPORT



1	INTRODUCTION TO THE MISSOURI HIGHWAY SAFETY OFFICE
2-3	MISSOURI HIGHWAY SAFETY PROGRAM Guidelines, Purpose, Problem ID, Data Analysis, Strategies/ Results, Program Evaluation and Internal Activities
4	MISSOURI'S EMPHASIS AREAS SPECIAL ROAD USERS
5-11	SNAPSHOT OF MISSOURI STATISTICS
12-14	CORE OUTCOME MEASURES
15	FY2022 CONTRACT DISTRIBUTION
16-39	PROGRAM GOALS, RESULTS & ACTIVITIES
	APPENDICES A-D A - Financial Report B - Sub-recipient Crash Statistical History C - Project Summaries & Projects not Implemented D -Training Report

TABLE OF CONTENTS

INTRODUCTION

The Missouri Department of Transportation's (MoDOT) mission is to provide a world-class transportation system that is safe, innovative, reliable and dedicated to a prosperous Missouri. The Highway Safety and Traffic Division (HSTD) serves as Missouri's State Highway Safety Office (SHSO) and leads the state's efforts to reduce the number of fatalities and serious injuries resulting from traffic crashes on Missouri's roadways. This effort is carried out through multiple MoDOT programs, including the Highway Safety Plan (HSP), the Commercial Vehicle Safety Plan (CVSP), and the Highway Safety Improvement Program (HSIP). Collectively, these programs support the state's overall Strategic Highway Safety Plan (SHSP), a comprehensive plan developed by MoDOT and the Missouri Coalition for Roadway Safety (MCRS) to improve highway safety by implementing strategies across a broad spectrum, including education, public policy, enforcement, engineering, and emergency medical services. Historically, the SHSP has been updated every 4 years in order to ensure the plan is still emphasizing the most pressing needs based on recent trends and data. Consistent with this practice, a 5th SHSP was developed and officially unveiled in October 2020. The new plan, *Show-Me Zero: Driving Missouri Toward Safer Roads*, will serve as the state's SHSP through 2025. While Show-Me Zero has officially been adopted as the new SHSP, this annual report is specific to highway safety programs implemented in federal fiscal year FY22 in accordance with the state's HSP. Thus, this annual report supports the state's SHSP, but it does not address all of the initiatives supporting the SHSP as some are undertaken in other programs such as the CVSP and the HSIP.

In order to carry out the planned activities in the FY22 HSP, the Highway Safety and Traffic Division staff worked closely with state and local agencies to develop and implement programs which are innovative, cost efficient and, above all, effective in saving lives. This effort required action from numerous individuals and organizations. The Highway Safety and Traffic Division strives to incorporate participations from both traditional and non-traditional partners in our safety endeavors. Expanded partnerships enable us to reach a broader base of customers with the life-saving messages of highway safety. The accomplishments noted in this report would not have occurred without the dedication and foresight of staff from MoDOT's Highway Safety and Traffic Division as well as numerous partner organizations throughout the state. We would like to acknowledge their participation and support in developing and delivering a robust highway safety plan.

MISSOURI HIGHWAY SAFETY PROGRAM

GUIDELINES

In the State of Missouri the, state highway safety program is administered through MoDOT's Highway Safety and Traffic Division (HSTD). The Annual Report covers activities funded in the HSP for the period October 1, 2021, through September 30, 2022. The structure of this report follows the guidelines set forth by the National Highway Traffic Safety Administration (NHTSA) and the Federal Highway Administration (FHWA Order 960-2/7510.3A).

PURPOSE

The National Highway Safety Act of 1966 charges each Governor with the responsibility of establishing a state highway safety program. The goal of the HSTD is to reduce both the number of fatalities and serious injuries resulting from crashes on Missouri roadways.

PROBLEM ID

Traffic crashes are, unfortunately, an everyday occurrence in our mobile society. In 2021, there were 146,749 traffic crashes in Missouri. In these crashes, 1,016 people lost their lives and 52,099 persons were injured. Based on the U.S. Department of Transportation Guidance on Treatment of the Economic Value of a Statistical Life of \$11.8 million per fatality, this resulted in an economic loss to the state of nearly \$11.9 billion. Per the Centers for Disease Control and Prevention, Leading Causes of Injury Deaths by Age Group in 2020, motor vehicle traffic crashes were the leading cause of death among people ages 1 to 19 years old.

DATA ANALYSIS

An annual Highway Safety Plan (HSP) is developed by the HSTD utilizing relevant data. The Missouri State Highway Patrol serves as the central repository for all traffic crash data in the state. MoDOT's HSTD analyzes data to compile statistics on fatalities and serious injuries and to identify trends, areas of improvement and potential counter-measures to implement. Three years' worth of crash statistics are compiled to provide a more representative sampling, thereby more effectively normalizing the data. Missouri uses comprehensive data sources which include: The Missouri State Highway Patrol crash repository (STARS) and MoDOT's Transportation Management System (TMS). The data presented in this report represents 2021 as 2022 data is not complete. Due to Federal (FARS) data being unavailable for this year, 2021 data was extracted from State (STARS) data source.

STRATEGIES

Missouri's strategies to reduce fatalities have been integrated into all key planning documents that include: the Strategic Highway Safety Plan (SHSP); the Commercial Vehicle Safety Plan (CVSP); and the Highway Safety Plan (HSP). The fatality reduction goal is also included in the Highway Safety Improvement Program (HSIP) Annual Report along with fatalities, fatality rates and serious injuries. Every effort is made to establish evidence-based strategies that guide Missouri to meet this target.

State and local governmental agencies are solicited to assist in the development of countermeasure projects to address the traffic crash issues through the Missouri Coalition for Roadway Safety and Highway Safety Grant Funding. These projects are then compiled into a comprehensive highway safety plan for the state. Federal funding to support the HSTD is channeled to the state from the Section 402 Highway Safety Program within the U.S. Department of Transportation. In addition to 402 funding, Missouri also received Section 154 AL, 154 HE, and 405b, c, d, and f funding.

SUCCESSES/ RESULTS

Since inception of the highway safety program in 1967, Missouri has witnessed a drop in the vehicle death rate per 100 million vehicle miles traveled from 5.5 to 1.282 in 2021. However, since 2019, Missouri has experienced a significant increase in traffic fatalities with 1,016 people losing their lives in 2021 crashes. This represents a 15% increase from 2019 and was the first time Missouri exceeded 1,000 fatalities since 2006. Missouri is now seeing an increase in its three-year moving average.

PROGRAM EVALUATION

Two types of evaluation methods are used to determine program effectiveness - administrative and impact. Administrative evaluations measure the operational efficiency of task activities relative to meeting the established goals and objectives of the project, including a Risk Assessment conducted prior to awarding a sub-recipient a contract. Impact evaluations determine the extent to which the project was able to impact traffic crash involvement.

Included with this Annual Report are traffic safety countermeasure programs that have demonstrated best practices. These programs satisfy most, if not all, of the following criteria:

- They use crash statistics and other data to identify problem areas;
- They target high risk groups of individuals;
- They utilize knowledge & expertise of the local community to propose workable solutions;
- They apply varied resources from numerous sources;
- They are comprehensive in design; and
- They seek to modify behavior through effective education, enforcement, EMS and engineering.

INTERNAL ACTIVITIES

In addition to administering programs that are funded through state and local government agencies, HSTD staff members participate in activities to further highway safety within the state. These include, but aren't limited to:

- Production and distribution of highway safety materials;
- Legislative tracking and review;
- Training presentations (child passenger safety, safety belts, law enforcement grant applications, highway safety programs, legislation, youth issues, etc.);
- Exhibits (safety fairs, conferences, State Fair, employer programs, etc.)
- Press conferences & media events; and
- Federal, state and local committees/boards with like-minded missions.

FARS Data
Overall Crashes in 2019 - 157,047
Injuries in 2019 - 55,099
Deaths in 2019 - 881
Overall Crashes in 2020 - 131,385
Injuries in 2020 - 47,882
Deaths in 2020 - 987
Overall Crashes in 2021 (STARS) - 146,749
Injuries in 2021 - 52,099
Deaths in 2021 - 1,016

EMPHASIS AREAS AND SPECIAL ROAD USERS

Show-Me Zero addresses four emphasis areas and three groups of special road users. The plan includes a comprehensive list of strategies expected to provide the greatest likelihood of reducing roadway-related fatalities and serious injuries. Extensive data analysis and review of current research were used as a basis for strategy selection.

The projects and activities included in the HSP are intended to support these emphasis areas and increase safety for the special road user groups. Show-Me Zero also utilizes a broad approach of affirming all Missourians have a role in improving the safety of the state's transportation system. Therefore, everyone can do something to impact change. The strategies included in Show-Me Zero are intended to provide something for everyone.

Show-Me Zero emphasis areas include:

Emphasis Area I - Occupant Protection

Emphasis Area II - Distracted Driving

Emphasis Area III - Speed and Aggressive Driving

Emphasis Area IV - Impaired Driving

The Show-Me Zero special road users include:

Teen Drivers

Older Drivers

Pedestrians and Bicyclists

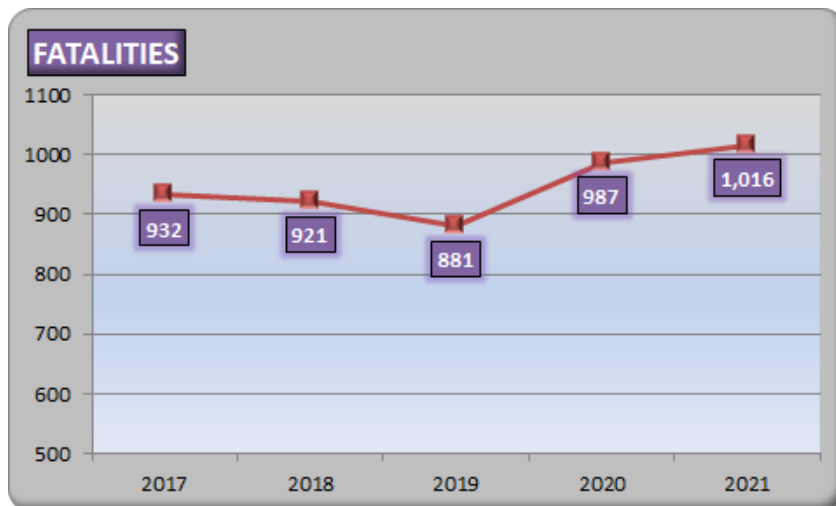


SNAPSHOT OF MO STATISTICS

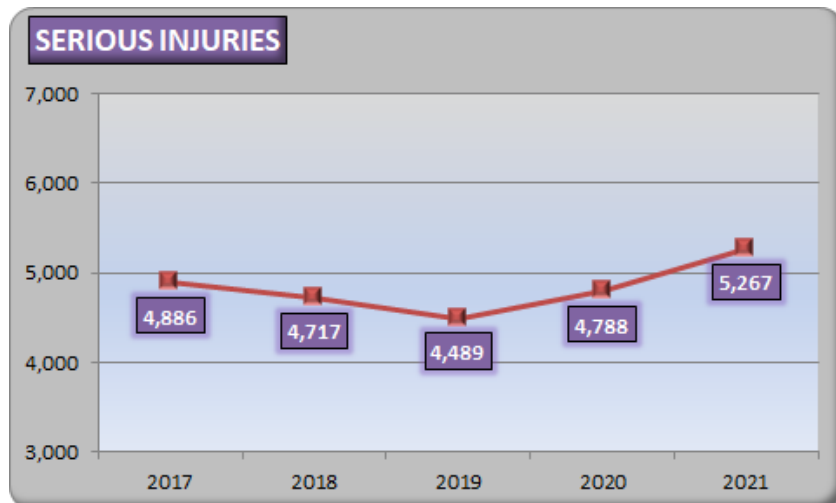
This section gives an overall snapshot view of the fatalities occurring on Missouri roadways during the past five years for each program area. The remainder of the report uses one years' worth of crash statistics to provide a representative sampling. The data in this section is state data only.

Overall Fatalities/Serious Injuries - A substantial number of people continue to be killed and seriously injured on Missouri roadways and most of these traffic crashes are preventable.

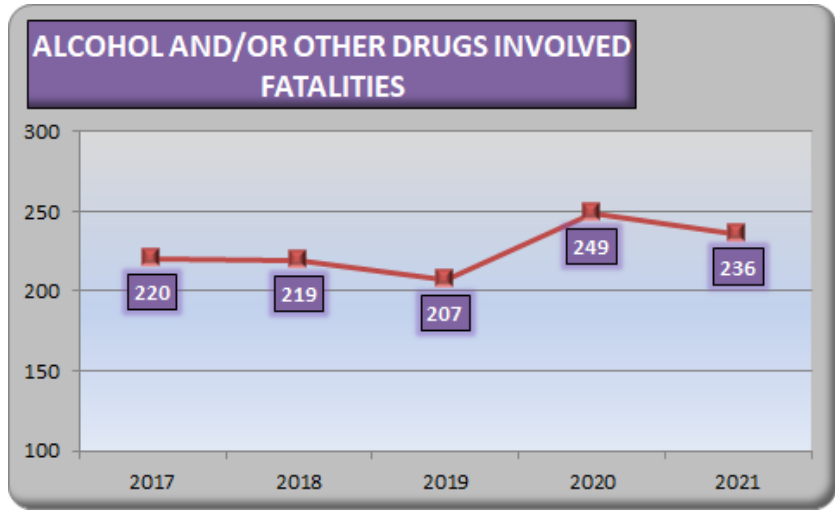
The graph below illustrates the number of fatalities on Missouri roadways from 2017-2021.



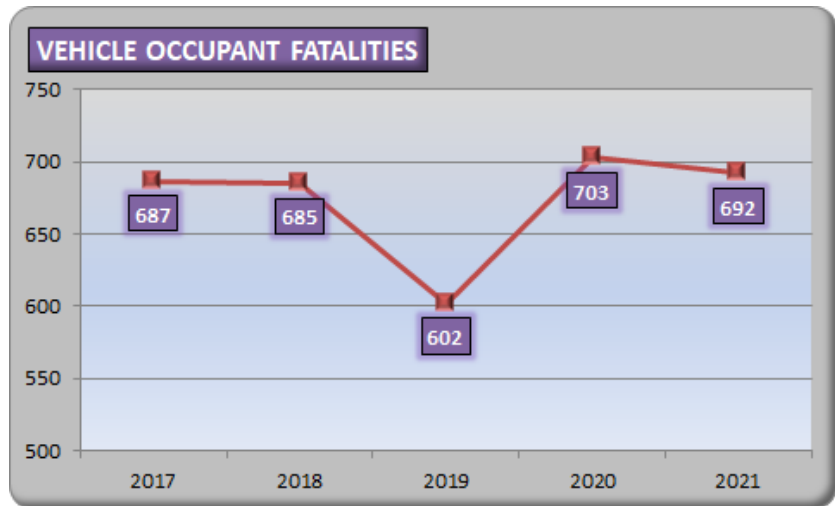
The graph below illustrates the number of serious injuries on Missouri roadways from 2017-2021.



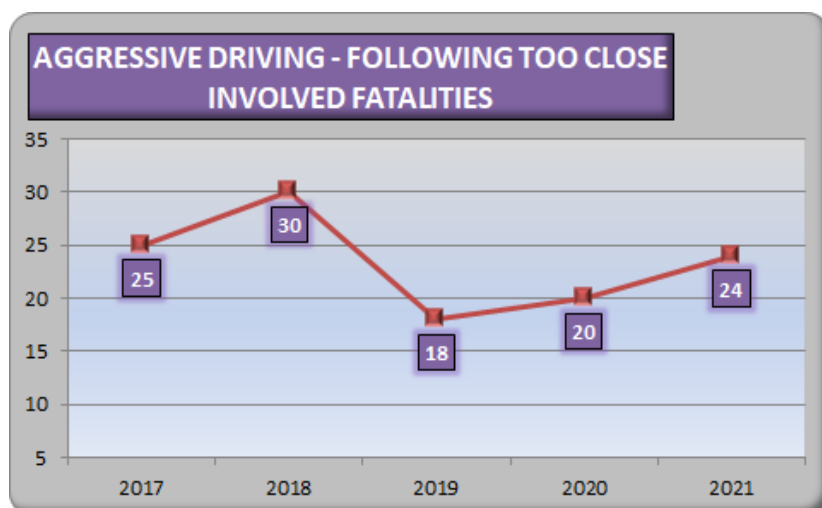
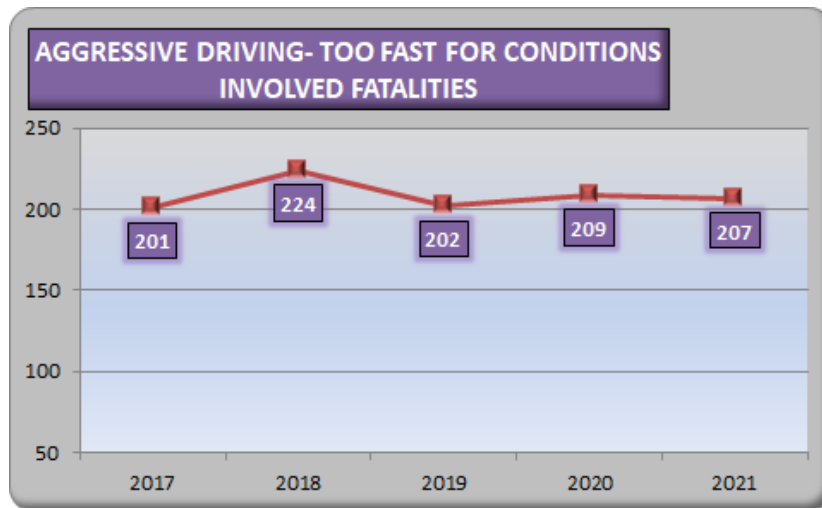
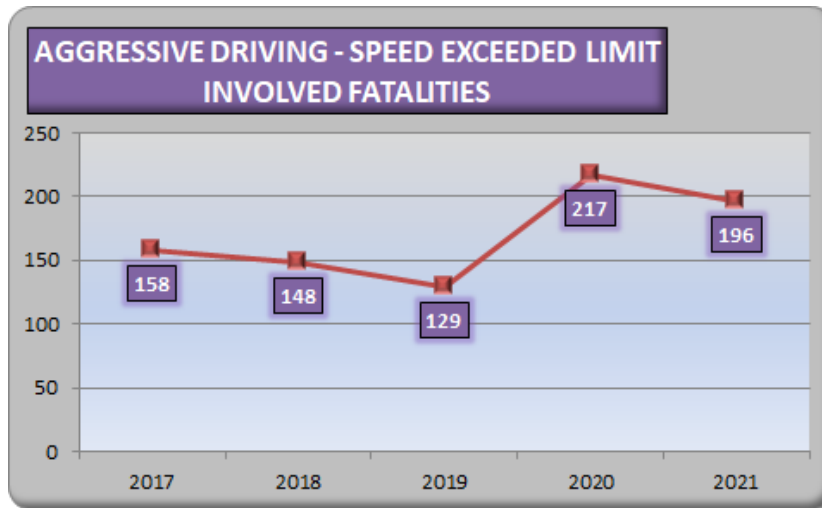
Alcohol & Other Drugs - Of the 1,131 people killed in 2017-2021 alcohol and/or other drug-related traffic crashes, 72% were the substance-impaired driver/pedestrian/bicyclist and 28% were some other party involved.



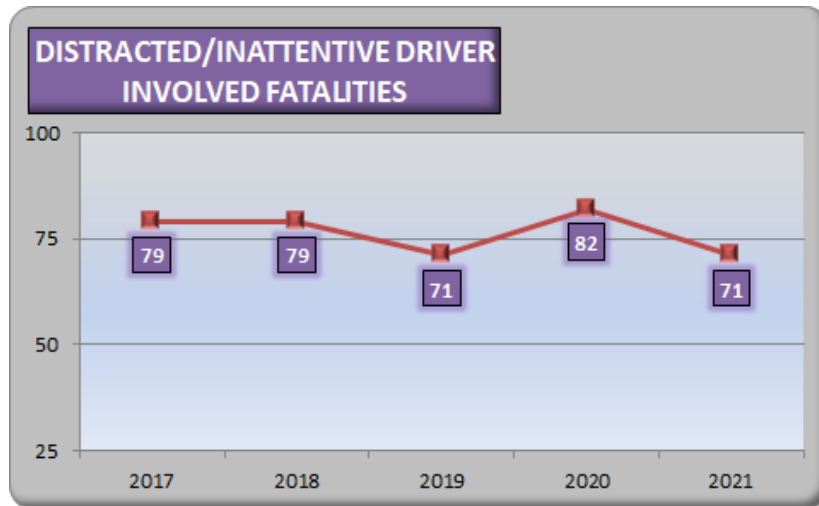
Occupant Protection - In known cases of those occupants killed in 2017-2021 who were totally ejected from the vehicle, 98% were not restrained and of those partially ejected, 88% were not restrained. Of the occupants killed who were not ejected from their vehicles, 51% were not restrained.



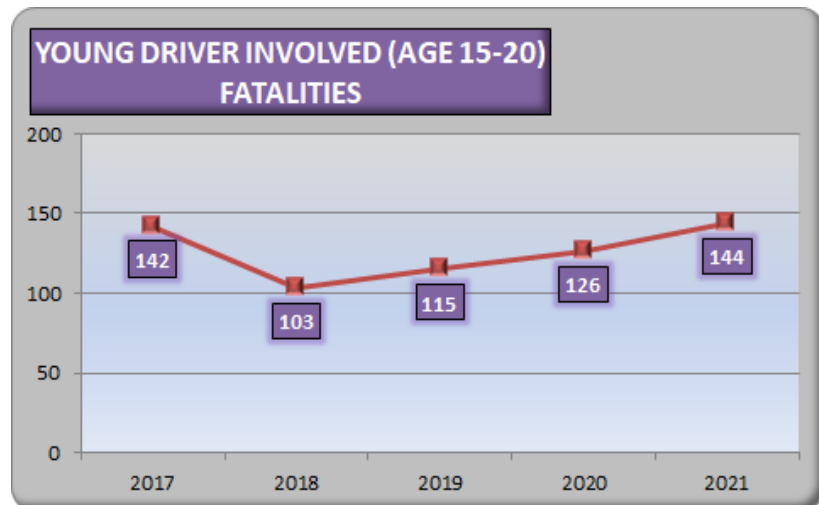
Aggressive Drivers – Aggressive driving is a serious problem on Missouri’s roadways and has contributed substantially to traffic crashes, especially crashes resulting in death.



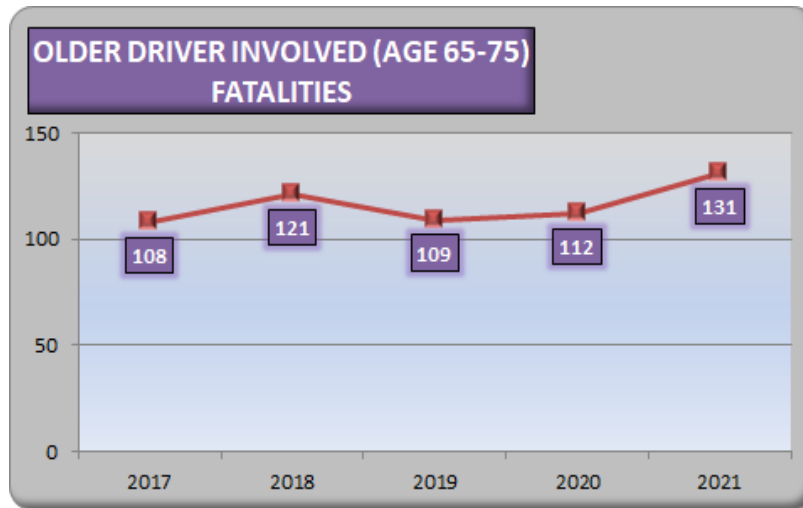
Distracted Drivers – Approximately 35% of the distracted drivers involved in fatal car crashes in the last five years were between 15 and 30 years of age. The graph below illustrates all those killed in crashes involving a distracted driver.



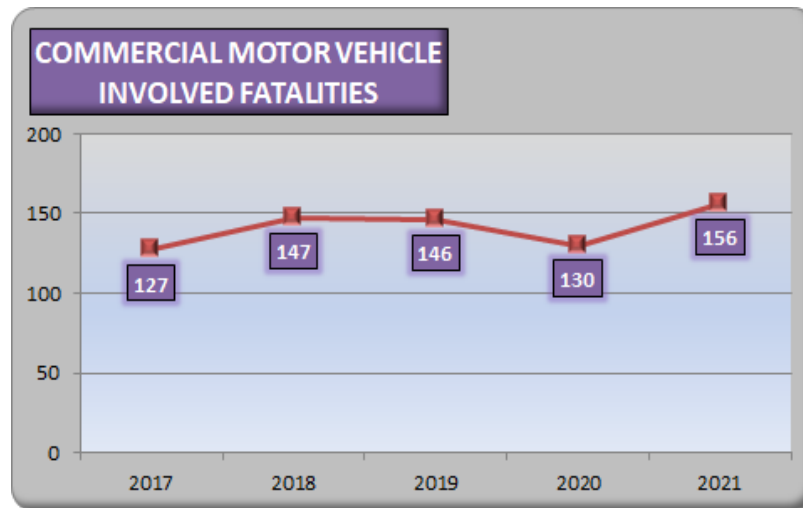
Young Drivers – Of all 2017-2021 fatal and serious injury crashes in Missouri, 17% involved a young driver (15-20) of a motor vehicle.



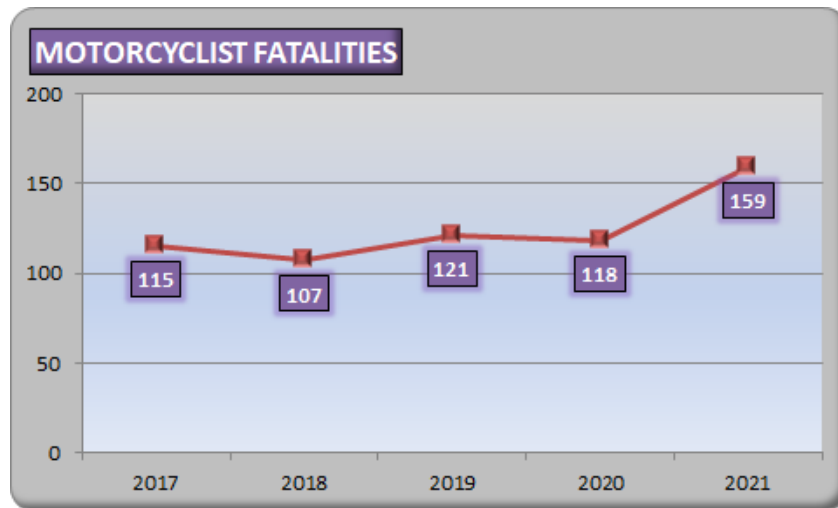
Older Drivers – Of all 2017-2021 fatal and serious injury crashes in Missouri, 11% involved an older driver (65-75) of a motor vehicle.



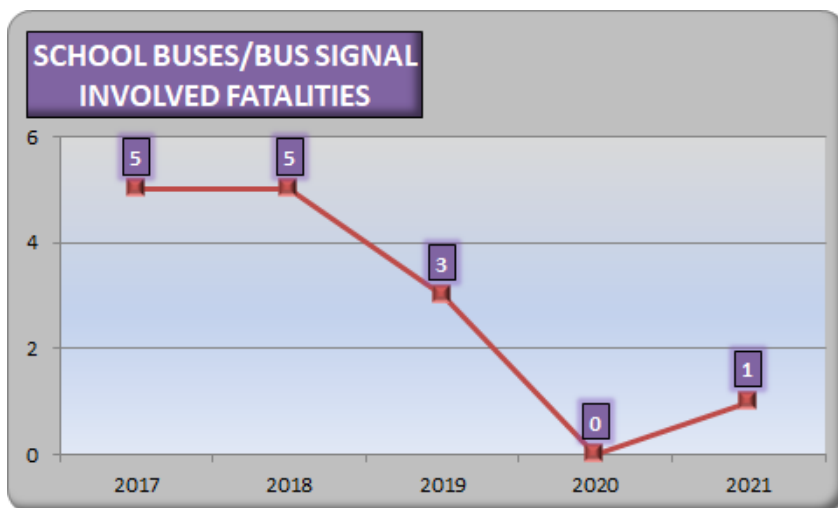
Commercial Motor Vehicles - In 2017-2021, there were 746,158 traffic crashes in the state. In these crashes, 73,909 (10%) involved at least one commercial motor vehicle. Of the 4,381 fatal crashes, however, 637 (15%) involved at least one commercial motor vehicle.



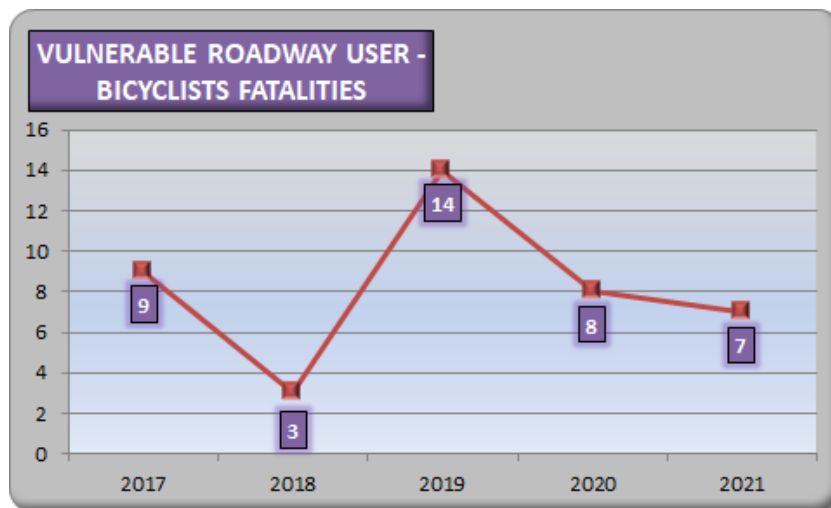
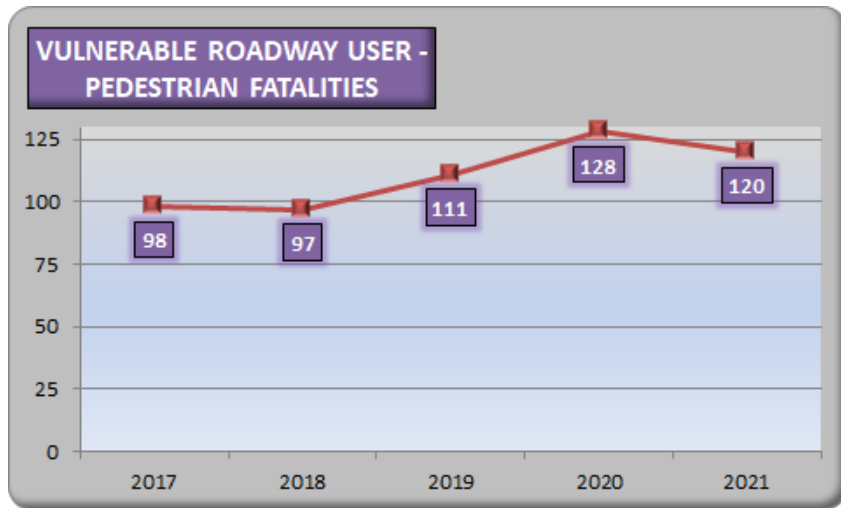
Motorcycles - In most instances, motorcycle drivers and/or their passengers are the ones killed and seriously injured when they are involved in a traffic crash.



Crashes Involving School Buses - Of the 14 persons killed during 2017-2021 in crashes involving school buses, one was a school bus driver, two pedestrians, one bicyclist and 10 were some other person in the incident.



Vulnerable Roadway Users - Pedestrians and bicyclists alike need to understand that they have primary responsibility for their own safety; however, the motoring public also has a responsibility to share the road in a safe manner with these vulnerable road users.



CORE OUTCOME MEASURES

This HSP focuses on 12 Core Outcome Measures.

The National Highway Traffic Safety Administration (NHTSA) and the Governors Highway Safety Association (GHSA) have agreed on a minimum set of performance measures to be used by States in the development and implementation of behavioral highway safety plans and programs. An expert panel from NHTSA, State Highway Safety Offices, academic and research organizations, and other key groups assisted in developing the measures.*

The initial minimum set contains 12 measures: 11 core outcome measures and one core behavior measure. The measures cover the major areas common to State highway safety plans and use existing data systems. The following outlines the 12 performance measures which will be identified within their respective program areas. The 2021 calendar year STARS results are listed below for each goal.

Note: The 2022 fatality and serious injury goals are not based on linear reduction, instead it assumes smaller reductions in the early years followed by larger reductions towards the end of the decade when more vehicle technologies are expected to be present among the state's vehicle fleet.

*Traffic Safety Performance Measures for States and Federal Agencies DOT HS 811 025, August 2008.

C-1 FATALITIES - NOT MET

Based on our goal of 0 fatalities by 2030, Missouri is projecting a change to the five-year average fatality target from 910.0 (2015-2019 moving average) to 920.6 (2018-2022 moving average) fatalities by December 31, 2022. This is a 5.00% and 6.43% annual reduction.

2021 GOAL: 871.6
2021 RESULT: 947.4 (STARS 5-year Average)

C-3 FATALITIES/VMT - NOT MET

Based on our goal of 0 fatalities by 2030, Missouri is projecting a change to the five-year average of fatalities per 100 million vehicle miles (VMT) target from 1.206 (2015-2019 moving average) to 1.205 (2018-2022 moving average) fatalities by December 31, 2022. This is a 5.00% and 6.43% annual reduction.

2021 GOAL: 1.119
2021 RESULT: 1.236 (STARS 5-year Average)

2021 Rural Goal: 1.517
2021 Rural Results: 1.443
2021 Urban Goal: 1.051
2021 Urban Result: 1.076

C-2 SERIOUS INJURIES - NOT MET

Based on our goal of 0 serious injuries by 2040, Missouri is projecting a change to our five-year average target from 4,681.6 (2015-2019 moving average) to 4,564.1 (2018-2022 moving average) serious injuries by December 31, 2022. This is a 5.00% and 5.26% annual reduction.

2021 GOAL: 4,463.9
2021 RESULT: 4,829.4 (STARS 5-year Average)

**To address performance measures C-1 through C-3, Missouri has incorporated quarterly speed campaigns, Boosters to Belts to have young drivers present to elementary age children on safe driving/riding practices, and contracting up to three B.R.A.K.E.S. program events to give young drivers hands-on driving experience. In addition, Missouri has implemented additional ARIDE classes via a GHSA grant, deployed an online youth education program and a new pedestrian awareness campaign.*

Missouri also contracted with the Governor's Highway Safety Association for a review of project selections and budgeting process. This review, conducted during FY23 budget/project selection meetings, provided valuable input as to whether we are targeting appropriate subrecipients and their respective areas and if our staffing levels are adequate to ensure we can deliver the best programs.

C-4 UNRESTRAINED PASSENGER VEHICLE OCCUPANT FATALITIES - MET

Based on our goal of 0 fatalities by 2030, Missouri is projecting a change to the five-year average for unrestrained passenger vehicle occupant fatalities from 367.6 (2015-2019 moving average) to 387.9 (2018-2022 moving average) by December 31, 2022. This is a 5.00% and 6.43% annual reduction.

2021 GOAL: 399.3

2021 RESULT: 388.2 (STARS 5-year Average)

**Missouri plans to continue the Buckle Up, Phone Down Program as well as prioritize nighttime seat belt enforcement in the FY23 HSP. We have also streamlined paid media to keep an occupant protection message extended over a longer portion of the year than just during Click It or Ticket. It should be noted Missouri's seat belt use did increase to 88.9% in 2022. In addition, the percentage of unbelted fatalities is lower than previous years.*

C-5 ALCOHOL-IMPAIRED DRIVING FATALITIES - MET

Based on our goal of 0 fatalities by 2030, Missouri is projecting a change in the alcohol-impaired driving involved fatalities from 239.2 (2015-2019 moving average) to 222.8 (2018-2022 moving average) by December 31, 2022. This is a 5.00% and 6.43% annual reduction.

2021 GOAL: 251.5

2021 RESULT: 240.6* (STARS 5-year Average)

**Due to FARS data not being available at the time of publication, the 2021 result for C-5 is based on the crash report attribute contributing circumstances - alcohol. Missouri's crash report does not indicate if a driver was operating a vehicle with a BAC of .08 or above.*

**Missouri plans to continue expanding our efforts related to drug impaired driving, including public awareness and enforcement. Missouri also plans to streamline the DRE training program. Missouri just completed its second year of a partnership with the American Bar Assoc. (ABA) to establish a State Judicial Outreach Liaison. The contract has been taken on, in partnership with the ABA, by the HSO utilizing NHTSA funding beginning in FY23. Missouri also entered a partnership in 2020 with the Missouri Safety Center (MSC) to evaluate the feasibility of a law enforcement phlebotomy program (LEPP). The research project was completed and MSC received an external grant to establish a Phlebotomy Task Force, of which the HSO has taken an active role. Missouri will be partnering with MSC again in FY23 to fund a Law Enforcement Phlebotomy Program pilot. Missouri is also in preliminary talks to host an impaired driving leadership summit through the Transportation Safety Institute sometime in the next year that we hope will bring old and new partners to the table and reinvigorate the impaired driving program.*

C-6 SPEEDING RELATED FATALITIES - NOT MET

Based on our goal of 0 fatalities by 2030, Missouri is projecting a change to the five-year average for speed related fatalities from 335.8 (2015-2019 moving average) to 361.0 (2018-2022 moving average) by December 31, 2022. This is a 5.00% and 6.43% annual reduction.

2021 GOAL: 343.7

2021 RESULT: 368.0 (STARS 5-year Average)

**Missouri plans to continue our recently established quarterly speed campaigns and Missouri has prioritized speed concerns in our new SHSP. In addition, Missouri has partnered with the Missouri State Highway Patrol and local law enforcement agencies to ramp up high-visibility enforcement campaigns on selected corridors and work zones experiencing the highest occurrences of severe crashes related to speed and aggressive driving. Missouri's paid media campaigns have also been streamlined to keep anti-aggressive driving messages up during longer periods of the year.*

C-7 MOTORCYCLIST FATALITIES - NOT MET

Based on our goal of 0 fatalities by 2030, Missouri is projecting a change to the five-year average for motorcyclist fatalities from 116.4 (2015-2019 moving average) to 114.2 (2018-2022 moving average) by December 31, 2022. This is a 5.00% and 6.43% annual reduction.

2021 GOAL: 122.3

2021 RESULT: 127.8 (STARS 5-year Average)

C-8 UNHELMETED MOTORCYCLIST FATALITIES - NOT MET

Based on our goal of 0 fatalities by 2030, Missouri is projecting a change to the five-year average for unhelmeted motorcyclist fatalities from 13.2 (2015-2019 moving average) to 16.2 (2018-2022 moving average) by December 31, 2022. This is a 5.00% and 6.43% annual reduction.

2021 GOAL: 15.9

2021 RESULT: 30.0 (STARS 5-year Average)

**To address performance measures, C-7 and C-8, Missouri has fortified the Missouri Safety Center's Motorcycle Safety Program and is continuing a project with the Springfield Police Dept. to increase rider training for all motorcyclists. Missouri will continue to monitor the impact of the recently repealed helmet law and will keep in contact with State legislators regarding the impacts. 2021 was the first full year after Missouri's all-rider helmet law was repealed, which caused a significant spike in unhelmeted motorcyclist fatalities, but preliminary numbers for 2022 show that number to be dropping slightly.*

C-9 DRIVERS AGE 20 OR YOUNGER INVOLVED IN FATAL CRASHES - NOT MET

Based on our goal of 0 fatalities by 2030, Missouri is projecting a change to the five-year average for drivers age 20 or younger involved in fatal crashes from 116.8 (2015-2019 moving average) to 105.6 (2018-2022 moving average) by December 31, 2022. This is a 5.00% and 6.43% annual reduction.

2021 GOAL: 112.1

2021 RESULT: 115.2 (STARS 5-year Average)

**In the FY23 HSP, Missouri has continued with the TRACTION conferences, Boosters to Belts to have young drivers present to elementary age children on safe driving/riding practices, and continued the B.R.A.K.E.S. program (expanded to three) to give young drivers hands-on driving experience with recovering from driving hazards such as running off-road, slides, and avoiding roadway obstacles. The state will also continue to partner with organization like ThinkFirst Missouri and several driver's education programs focused on increasing safety for teen drivers. Missouri has also started a new project targeting young male pickup drivers with Missouri Youth Adult Alliance to reduce risky behavior through positive community norms and addressing seat belt usage among this group.*

C-10 PEDESTRIAN FATALITIES - MET

Based on our goal of 0 fatalities by 2030, Missouri is projecting a change to the five-year average for pedestrian fatalities from 100.0 (2015-2019 moving average) to 112.9 (2018-2022 moving average) by December 31, 2022. This is a 5.00% and 6.43% annual reduction.

2021 GOAL: 110.5

2021 RESULT: 109.6 (STARS 5-year Average)

C-11 BICYCLIST FATALITIES - NOT MET

Based on our goal of 0 fatalities by 2030, Missouri is projecting a change to the five-year average for bicyclist fatalities from 8.6 (2015-2019 moving average) to 10.6 (2018-2022 moving average) by December 31, 2022. This is a 5.00% and 6.43% annual reduction.

2021 GOAL: 3.1

2021 RESULT: 8.0 (STARS 5-year Average)

**For performance measures C-9, C-10 and C11 the Missouri HSO continues to work with the Missouri Coalition for Roadway Safety in developing and strengthening the Vulnerable Roadway User Subcommittee to target strategies to address bicycle, pedestrian and motorcycle fatalities. By addressing the core behavior emphasis areas in the SHSP of speed, distraction and impairment, the HSO is addressing the key contributing factors in bicycle, pedestrian and motorcycle crashes. Missouri will also be conducting a vulnerable road user assessment in 2023 to better identify and address risk factors impacting vulnerable road users.*

CORE BEHAVIOR MEASURE

B-1 OBSERVED BELT USAGE - NOT MET

To increase statewide observed seat belt use of front seat outboard occupants in passenger vehicles 1 percentage point annually.

2022 GOAL: 89.0%

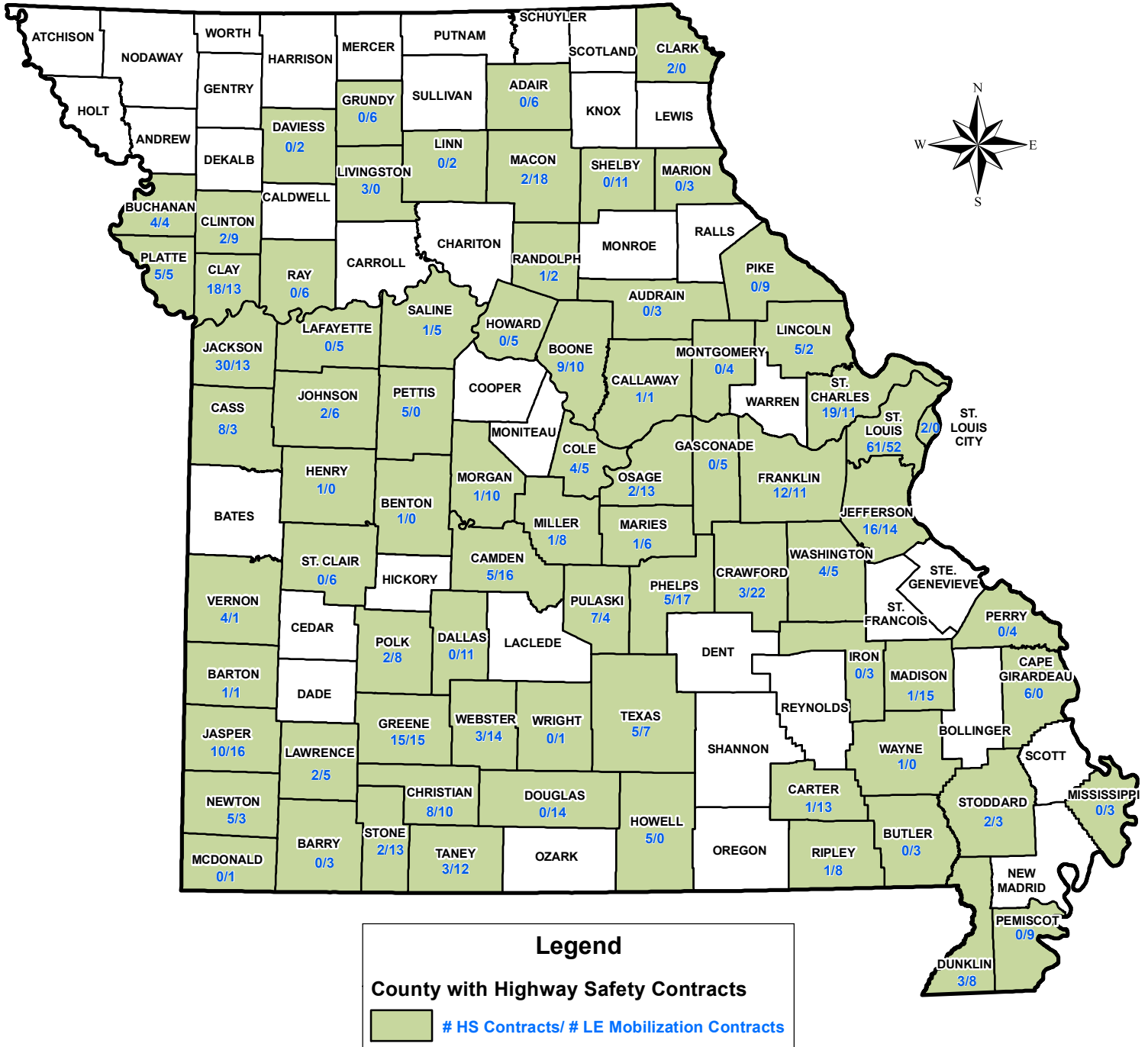
2022 RESULT: 88.9%

**Missouri is growing the Buckle Up Phone Down Program to include a BUPD Showdown which targets high schools and businesses with furthering the BUPD Challenge as well as prioritizing nighttime seat belt enforcement in the FY23 HSP. Paid media has also been streamlined in order to keep occupant protection messages up for longer time periods, and Missouri will also be conducting a special project with Accusensus in 2023 to validate data collected during the statewide safety belt survey to ensure accuracy. It should also be noted Missouri's seat belt use did increase to 88.9% in 2022.*



Highway Safety Grant Project Distribution 2022

The Highway Safety and Traffic Division provides grant funding to external partners and law enforcement agencies to enhance the efforts of reducing fatalities and serious injuries on Missouri's roadways. This map represents the number of grant contracts per county awarded through the Highway Safety and Traffic Division and law enforcement mobilization campaigns.



Note: Mini Grants are only those contracts that were executed. Contracts that were offered to agencies that did not accept them are not included in these totals.

PROGRAM GOALS, RESULTS & ACTIVITIES

This section outlines the programs, program goals as outlined in the Highway Safety Plan, results and activities for each highway safety program area. This is simply a summary of each area; additional activities may have been implemented across the state.

Evidence-Based Enforcement Program Activities

The Office of Highway Safety has three law enforcement (LE) program managers that cover specific regions of the state. These managers are responsible for the statewide coordination of the state, county, and local law enforcement projects. The evidence-based traffic safety enforcement program is focused on preventing traffic violations, crashes, and incidents. It involves an array of enforcement activities throughout the fiscal year including:

Mobilizations - The LE program managers aggressively seek participation in quarterly impaired driving and occupant protection mobilizations, as well as, the NHTSA required Drive Sober or Get Pulled Over and the Click It or Ticket mobilization. Additional mobilizations are coordinated by the Office for Youth Alcohol, Teen Seatbelt and Child Passenger Safety. Mobilization results can be viewed in the respective program sections.

Communication - A communication plan is developed with each LE mobilization. These plans vary depending on available funding but typically include press releases, paid media, social media and earned media.

DWI/Traffic Unit Activities – A key enforcement technique used is to team with a city or county law enforcement agency to financially support dedicated DWI/Traffic activities. Missouri currently has 13 units with dedicated DWI/Traffic activities:

- o Joplin Police Department
- o Greene County Sheriff's Office
- o Boone County Sheriff's Office
- o Columbia Police Department
- o Jackson County Sheriff's Office
- o Jefferson County Sheriff's Office
- o Franklin County Sheriff's Office
- o Camden County Sheriff's Office
- o Clay County Sheriff's Office

- o St. Louis County Police Department
- o Platte County Sheriff's Office
- o Kansas City Police Department
- o Creve Coeur Police Department

Law Enforcement Task Forces/Councils – Multiple city/county agencies meet on a regular basis to plan and coordinate key enforcement activities. With the shortage of personnel to conduct enforcement initiatives in many agencies, the task force concept provides the opportunity to pool resources to conduct manpower intensive activities such as corridor projects. Missouri currently has 6 multi-jurisdictional task forces:

- o Southwest DWI Task Force
(7 Agencies)
- o Jackson County Traffic Safety Task Force
(11 Agencies)
- o Kansas City Operation Impact
(42 Agencies)
- o Northland DWI Task Force
(13 Agencies)
- o Central Ozarks Regional DWI Task Force
(14 Agencies)
- o Law Enforcement Traffic Safety Advisory Council
(19 Agencies)

Sobriety Checkpoints – In the past, Missouri law enforcement agencies averaged nearly 600 sobriety checkpoints each year through mobilizations and law enforcement grant contracts. In May 2017, the Missouri House of Representatives added a provision to Missouri HB4 (which gives spending authority to the Missouri Department of Transportation) limiting the spending authority of the OHS on sobriety checkpoints to \$1.00. This became effective July 1, 2017 and has been continued in subsequent legislative sessions.

Continuous follow-up and Adjustment – Program management staff reviews the results of various LE initiatives/mobilizations and share these results with city/county LE agencies on a regular basis.

FY 2022 Enforcement Statistics
October 1, 2021 through September 30, 2022

ARRESTS

DWI	TOO CLOSE	STOP SIGN	SIGNAL	YIELD	CI DRIVING	SPEEDING	OTHER HMV	DUI DRUG ARRESTS	TOTAL HMV
6,395	544	1,813	1,326	724	931	69,637	6,165	427	88,129

SEATBELT	CHILD RESTRAINT	SUS/REV	UNINSURED	OTHER NON-HMV	TOTAL NON-HMV	TOTAL VIOLATIONS
16,975	556	5136	13,615	18,025	58,642	146,771

SOBRIETY CHCKPNTS	BAC GIVEN	BAC REFUSED	SFST/DRE	MIP	OPEN CONT.	ZERO TOL.	FAKE ID	OTHER LIQUOR
0	3,272	1,527	6,971	636	86	49	338	192

FELONY ARREST	DRUG ARREST	STOLEN VEHICLES	FUGITIVES APP
1,972	1,848	121	2,767

WARNINGS

TOO CLOSE	STOP SIGN	SIGNAL	YIELD	CI DRIVING	SPEEDING	OTHER HMV	TOTAL HMV
716	3,646	1,776	491	712	37,196	46,385	91,330

SEATBELT	CHILD RESTRAINT	SUS/REV	UNINSURED	OTHER NON-HMV	TOTAL NON-HMV	TOTAL WARNINGS
2,488	103	242	3,792	34,789	42,352	133,682

MIP	OPEN CONT.	ZERO TOL.	FAKE ID	OTHER LIQUOR
128	137	0	194	51

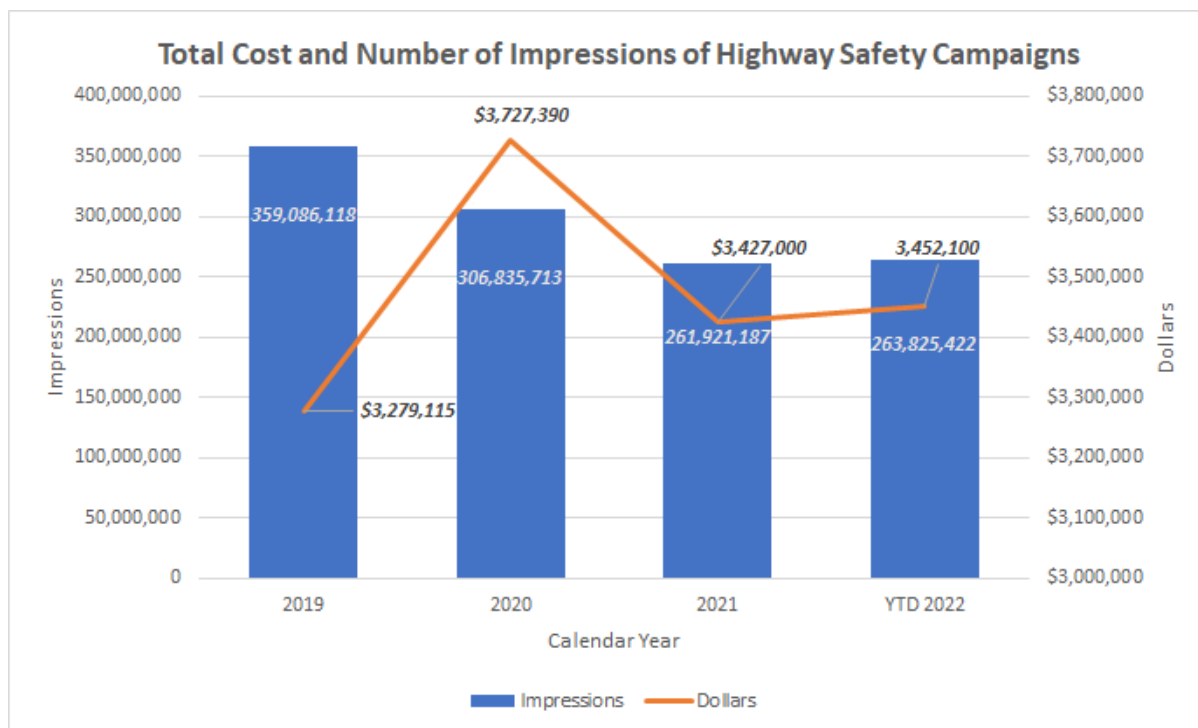
TRAFFIC STOPS	HOURS WORKED
218,688	158,632

Public Information & Education

In partnership with Bucket Agency, the Highway Safety Office recently revamped the state's strategy for utilizing highly visible, memorable messaging that ties everything back to the Show-Me Zero message. Every Missourian, regardless of how they use the transportation system, can have an impact by committing to these four simple actions.

- Buckle Up
- Phone Down
- Slow Down
- Drive Sober

These messages were perpetuated through traditional media platforms (TV, radio, print) as well as through digital (streaming TV, radio) and social media avenues. In addition, the messages will be communicated using out-of-home venues such as gas station TV, digital billboards, transit stations, and the like. Missouri continues to make a greater investment in public awareness and paid media by contributing additional state funding through the Missouri Coalition for Roadway Safety. The additional funding allows the HSO to reach even more Missourians with the Show-Me Zero message by increasing the number of placements and markets. More Missourians than ever have been exposed to the simple actions they can take to help eliminate traffic fatalities.



CAMPAIGN NAME	MONTH/YEAR	MEDIA BUYS	FUNDING SOURCE	IMPRESSIONS
Buckle Up Phone Down	Oct-21	\$150,000.00	402	12,051,820
Speed Awareness	Oct-21	\$150,000.00	402	8,970,509
TIM/Crash Responder Safety	Nov-21	\$25,000.00	State funding	1,459,557
Holiday Impaired	Nov -Dec - 21	\$250,000.00	405d & 154	17,503,944
Aging Road User	Dec-21	\$50,000.00	402	2,546,133
Super Bowl	Feb-22	\$250,000.00	405d & 154	4,864,102
March Impaired	Mar-22	\$300,000.00	405d & 154	11,515,639
420 Awareness	Apr-22	\$250,000.00	405d	15,049,864
Slow Moving Vehicles (Farm) Awareness	April-May - 22 Sept-Oct - 22	\$30,000.00	402	1,614,992
Motorcycle Awareness	May-22	\$20,000.00	State funding	1,778,060
Click it or Ticket	May-June - 22	\$241,000.00	405b	11,729,189
Drive Sober or Get Pulled Over	Aug-Sept - 22	\$450,000.00	405d & 154	30,973,776
Child Passenger Safety	Sep-22	\$130,000.00	402	7,069,590
Teen Seat Belt	2022	\$59,000.00	405b	9,341,110
Show Me Zero	2022	\$519,000.00	402 & State funding	76,696,533
Work Zone Awareness	2022	\$100,000.00	402 & State funding	8,439,381
CMV Awareness	2022	\$478,100.00	MCSAP	42,221,223
TOTAL		\$3,452,100.00		263,825,422

Total Impression numbers will change with late reporting.

The goal of the paid media plan is to expose every Missourian to the life-saving message of Show-Me Zero. The message runs year-round in locations throughout the state. In addition, the paid media campaigns are to alert the public of enforcement efforts, educate the public on Missouri law, and, ultimately, decrease the serious injury and fatality crashes on Missouri's roadways. Videos of most of the messages communicated as part of the plan can be found at the Missouri Coalition for Roadway Safety YouTube page. All campaigns continued the use video captioning in the 30 second PSA's. Captioning aids to the hearing impaired and is found to have more total views, perhaps because that it can be viewed in its entirety with no sound.

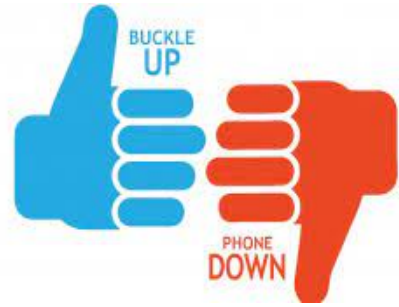
Work also continues in the production some print and digital text materials in Spanish to reach the Hispanic population of Missouri. Missouri continues to look for new opportunities to specifically reach audiences with highway safety messaging in Spanish.

In addition to paid media, the Highway Safety Office partnered with Alliance Sport Marketing to deliver impaired driving messaging and education targeting all drivers and motorcycle riders. They also provided watch for motorcycles messaging and education. Alliance was able to accomplish this by attending 33 events/rallies in FY22.

Alliance Sport Marketing also provided education focusing on the four Show-Me Zero focus areas at 8 youth sport tournaments and 1 minor league baseball game. In addition, Alliance provided child passenger safety education displays at 140 child-care centers.



Early in 2017 MoDOT began Buckle Up Phone Down as a challenge geared toward businesses and individuals to take a pledge to buckle up every trip, every time and to put their phones down while driving. To date, nearly over 730 businesses and nearly 20,400 individuals have accepted the challenge and taken the pledge.



Missouri has a “no texting” law for drivers age 21 years and under, and no primary seat belt law. Knowing that those two tasks alone can save thousands of lives per year, promotion began to encourage all motorists to Buckle Up Phone Down.

Organic promotion followed by paid advertisements and community support helped the campaign to kick off and excel. A web page was created for businesses and individuals to take the pledge. This page houses logos of the businesses that have made the choice to make their employees safer on Missouri’s roadways. The web page is located at <http://www2.modot.org/BuckleUpPhoneDown/> and a resource page is located at <https://savemolives.com/Buckle-Up-Phone-Down> to educate and inform motorists.

Since inception, Buckle Up Phone Down has earned several state and national awards. Cities and counties across the state opted to keep their citizens and visitors safe by passing a primary seat belt ordinance. Missouri Governor Mike Parson continues to proclaim a day in October each year as Buckle Up Phone Down Day in Missouri. Promotion continues both paid and organic to keep the message out there and make Missouri’s roadways safer.

Under the lead of MoDOT Director Patrick McKenna in his role as AASHTO president this past year, Buckle Up Phone Down took a prominent lead in his safety first initiative. Four other states are currently active in the BUPD movement and 12 others are expressing interest and/or using the logo. BUPD is becoming a national push for roadway safety.

Aggressive Drivers

Aggressive-driver related crashes are defined within Missouri's Show Me Zero - A Partnership Towards Zero Deaths as, "crashes that involved a driver who committed one or more of the following violations that contributed to the cause of a traffic crash: speed exceeded limit; too fast for conditions; following too close, improper passing, or improper lane usage/ change".

The causes of aggressive driving are complex. However, three factors in particular are linked to aggressive driving: 1) lack of responsible driving behavior; 2) insufficient levels of traffic enforcement; and 3) increased congestion and travel in our urban areas.

GOAL #1:

Based on our goal of 0 fatalities by 2030, Missouri is projecting a change to the five-year average for aggressive driving related fatalities from 468.8 (2015-2019 moving average) to 501.5 (2018-2022 moving average) by December 31, 2022. This is a 5.00% and 6.43% annual reduction.

2021 GOAL: 483.8

2021 RESULT: 509.4 (STARS 5 Year Average)

GOAL #2:

Based on our goal of 0 fatalities by 2030, Missouri is projecting a change to the five-year average for speed related fatalities from 335.8 (2015-2019 moving average) to 361.0 (2018-2022 moving average) by December 31, 2022. This is a 5.00% and 6.43% annual reduction.

2021 GOAL: 343.7

2021 RESULT: 368.0 (STARS 5 Year Average)



The Office of Highway Safety focuses on aggressive driving by issuing Hazardous Moving Violation (HMV) contracts to law enforcement agencies across the state. In FY 2022, the Office issued 138 HMV law enforcement contracts resulting in 34,952 HMV violation citations and 35,615 HMV violation warnings. Efforts in this area continue to be funded and encouraged. Some of the projects used to reduce the number of aggressive driving crashes are targeted corridor projects and Selective Traffic Enforcement Programs (STEPS) conducted by law enforcement agencies. Speed monitoring devices and changeable message signs are also used across the state to keep motorists aware of dangerous situations and actions. News releases and the media are coupled with the enforcement efforts to reach the public and educate on the dangers of aggressive driving.

Alcohol & Other Drugs

Twenty-two percent of all Missouri motor vehicle traffic deaths in 2020 involved one or more substance-impaired driver or motorcycle operator. There were 215 fatalities and 672 serious injuries in 2021 involving at least one substance-impaired driver. That equates to one substance-impaired driving fatality every 1 ½ days and one substance-impaired driving serious injury every ½ day.

Youth make up a significant portion of alcohol impaired drivers causing traffic crashes, even though possessing and consuming alcohol before the age of 21 is illegal.

GOAL #1:

Based on our goal of 0 fatalities by 2030, Missouri is projecting a change in the alcohol-impaired driving involved fatalities from 239.2 (2015-2019 moving average) to 222.8

(2018-2022 moving average) by December 31, 2022.

This is a 5.00% and 6.43% annual reduction.

2021 GOAL: 251.5

2021 RESULT: 240.6 (STARS 5 Year Average)

GOAL #2:

Based on our goal of 0 fatalities by 2030, Missouri is projecting a change in the fatalities involving alcohol-impaired drivers under the age of 21 years from 11.4 (2015-2019 moving average) to 8.9 (2018-2022 moving average) by December 31, 2022. This is a 5.00% and 6.43% annual reduction.

2021 GOAL: 10.7

2021 RESULT: 13.0 (STARS 5 Year Average)

Projects funded by the Office of Highway Safety in the alcohol and other drugs program area include a wide focus area. The law enforcement DWI traffic units and DWI task forces detailed in the Traffic Safety Enforcement Program section are a great deterrent for impaired drivers. Programs focused on young impaired drivers are included in the Young Driver Section.

Traffic Safety Resource Prosecutor Program

Even with issues regarding agency manpower shortages, this project still has a high number of attendees for their trainings, partly due to utilizing virtual platforms. This project provides for a traffic safety resource prosecutor (TSRP) to focus on traffic safety issues, particularly impaired driving, and serve as a resource to other prosecutors and law enforcement officers. This position is shared between two attorneys, the Deputy Director of the Missouri Office of Prosecution Services and a special prosecutor in the office.

The TSRP Program conducted 75 training programs which were attended by a combined total of 2,415 people. When considering all of the funded programs, other training conducted, and other training opportunities provided, the TSRP Program reached a minimum of 518 Missouri prosecutors, 1,866 Missouri law enforcement officers, and 30 other Missouri traffic safety advocates. Five editions of the Traffic Safety Newsletter were sent out in November 2021 and in January, March, May, and September 2022. Approximately 204 requests for technical assistance were received from prosecuting attorney's offices and law enforcement agencies around the state. In addition, as part of the TSRP program, numerous cases were reviewed with prosecutors to discuss appropriate charges and strategy and the TSRP served as special prosecutor in eleven cases.

State Judicial Outreach Liaison Program

The Highway Safety Office worked in partnership with the American Bar Association in 2020 and obtained external grant funds for 2 years to establish the State Judicial Outreach Liaison (SJOL) position in Missouri. The SJOL has worked to establish a peer-to-peer relationship with the judiciary of the state of Missouri in order to increase their knowledge and participation of State Highway Safety Office (SHSO) safety initiatives and increase the judiciary knowledges of challenges in adjudicating Impaired Driving cases. The SJOL addresses these challenges through establishing a partnership with the judiciary by providing education and technical assistance utilizing resources such as current science, research and data, information on evidence-based sentencing practices, DWI Courts, Ignition Interlocks, case law, and offender assessment and treatment throughout the State. In FFY23, the program has been taken on by the HSO, through partnership, with the American Bar Association via a highway safety grant utilizing NHTSA funding.

DWI (Impaired) State-Wide Mobilizations

The five Impaired Driving enforcement mobilizations conducted were:

- December 17, 2021 - January 1, 2022 (Holiday DWI Enforcement Campaign)
- March 16 - 20, 2022 (St. Patrick's Day DWI Enforcement Campaign)
- April 29 - May 8, 2022 (Youth Alcohol Enforcement Campaign)
- June 30 - July 5, 2022 (July 4th DWI Enforcement Campaign)
- August 19 - September 5, 2022 (Drive Sober or Get Pulled Over DWI Enforcement Campaign)

Out of the five statewide mobilizations, there were on average 88 agencies involved in each mobilization that reported enforcement statistics and 10,449 total man hours worked.

Highlights from the five (5) mobilizations are as follows:

- 52 Alcohol Compliance Checks
- 35 MIP (Minor In Possession)
- 10 Open Container violations
- 959 DWI/DUI Arrests
- 20,898 Traffic Stops
- 19,993 Total Violations

Missouri Legislation

In May 2017, the Missouri House of Representatives added a provision to Missouri HB4 (which gives spending authority to the Missouri Department of Transportation) limiting the spend-ing authority of the OHS on sobriety checkpoints to \$1.00. This became effective July 1, 2017 and has been continued in subsequent legislative sessions.

Also, in December 2018, Amendment 2 became effective, which allows for the cultivation, sale and use of marijuana for medical purposes. Amendment 2, permits state-licensed physicians to recommend marijuana for medical purposes to patients with serious illnesses and medical conditions. Nothing in this amendment permits a person to operate or be in actual physical control of a motor vehicle while under the influence of marijuana or to consume marijuana for medical use in a public place. Then in November 2022, Missourians voted to legalize recreational marijuana; however, again there is nothing within the amendment to the state Constitution that would permit a person to operate or be in control of a motor vehicle while under the influence.

Breath Alcohol Instrument Placement Program and Technical Assistance

Due to agency staffing shortages, there have been issues with maintaining full classes for trainings under this contract. The Missouri Safety Center (MSC) provides breath alcohol instrument placement, maintenance and service across the State. In addition, MSC provides technical training to law enforcement officers and others in the criminal justice system in the area of breath alcohol testing, standardized field sobriety testing, drug evaluation and classification, and breath alcohol ignition interlock. Calls for service, repairs or calibrations of breath instruments were provided to local law enforcement agencies. The Center provided 24 new breath alcohol testing instruments and 150 preliminary breath test units (PBTs) to law enforcement agencies and trained 398 officers on breath alcohol instruments and trained 298 officers in SFST Training. The staff conducted calibration checks and verified proper operation on 98 simulators and replaced 7 simulators. The Safety Center staff responded to 1,271 calls regarding ignition interlock for an average of 106 calls per month. Twenty new Drug Recognition Officers (DRE) were trained, 1 DRE instructor, and 45 DREs were re-certified during the fiscal year. There were also 12 new SFST instructors certified during this contract period. The center also provided prosecution guidance and advice as requested and complied with numerous subpoenas for court appearances.

Drug Recognition Expert System

The Missouri Department of Transportation contracted with the REJIS Commission to create an automated system to facilitate data collection, data sharing, tracking of certification, and overall administration of the Drug Recognition Expert (DRE) program. The State Coordinator works with a group of technical experts across the state to administer the DRE program. This system allows for automatic transmission of drug evaluations to the regional coordinator, state coordinator and the federal database. The system also allows for email notification of DREs, regional coordinators and the state coordinator.

DRE Candidates are trained on the new system as part of their DRE training, conducting their field certifications using the system. The program is proving to be a great administrative tool and will add to the state's ability to track drug involvement in traffic stops. While the system has been up and running since March 1, 2016, and has received excellent feedback from DREs in the field, we continue to make enhancements to the system as needed.

2022 - (Data from Missouri DRE System):

765 Total Evaluations
296 Training Evaluations
467 Enforcement Evaluations

The OHS, in cooperation with MADD, sponsored the annual Saturation Saturday DWI campaign on August 27, 2022. Saturation Saturday started in 2017 as a grassroots effort sponsored by St. Louis County Police Department. The campaign has grown in epic proportions which includes several other states this year. For 2022, there were 76 agencies in Missouri that participated with 308 total officers involved. The final numbers for the campaign were as follows:

122 DWI Arrests
62 Drug Arrests
1,213 Traffic Citations
65 Seat Belt Citations
371 Speed Citations
45 Felony Arrest
162 In Custody Arrests

Occupant Protection

Traffic crashes are one of the leading causes of death in the United States. It is well recognized that one of the best means of defense in a crash is to be protected by a safety belt or a child safety seat. Increasing safety belt and child safety seat use has tremendous potential for saving lives, preventing injuries, and reducing the economic costs associated with traffic crashes. Safety belt use dramatically reduces a person's chance of being killed or seriously injured in a traffic crash. Of the drivers involved in 2019-2021 crashes, 1 in 2 was injured when they failed to wear their safety belt, however, when they were wearing a safety belt, their chances of being injured in the crash were 1 in 7. When examining driver deaths, the differences are much more significant. Drivers had a 1 in 26 chance of being killed if they were not wearing a safety belt; but that chance dropped dramatically to only 1 in 1,236 if the driver was wearing a safety belt.

GOAL #1:

To increase statewide observed seat belt use of front seat outboard occupants in passenger vehicles 1 percentage point annually from the 2020 calendar base year rate of 86% to 88% by December 31, 2022.

2021 GOAL: 90%

2021 RESULT: 88%

2022 RESULT: 89%

GOAL #2:

Based on our goal of 0 fatalities by 2030, Missouri is projecting a change to the five-year average for unrestrained passenger vehicle occupant fatalities from 367.6 (2015-2019 moving average) to 387.9 (2018-2022 moving average) by December 31, 2022. This is a 5.00% and 6.43% annual reduction.

2021 GOAL: 399.3

2021 RESULT: 388.2 (STARS 5 Year Average)

GOAL #3:

Increase teen safety belt usage by 1% annually from 75.5 percent in 2020 to 77.5 percent in 2022.

2020 RESULT: 75.5%

2021 RESULT: N/A (Missouri only conducts a teen safety belt survey every other year.)



The OHS coordinated three mobilizations in the area of Occupant Protection during FY2022. The Click It or Ticket It Campaign, Youth Seat Belt Campaign and the CPS focused enforcement campaign.

The Click it or Ticket enforcement was conducted May 23 - June 5, 2022. This campaign involved 73 law enforcement agencies with a total of 1,340 hours of work completed. This campaign also included a media campaign outlined in the Public Information & Education section.

The 2022 Statewide Safety Belt Survey was conducted as scheduled between June 6 and June 19th, 2022. There were 122,607 vehicle occupants observed with a statewide seat belt use rate on Missouri roadways of 88.9%.

Law enforcement mobilizations also help law enforcement obtain offenders of other dangerous crimes. Some results from the 3 enforcement activities are as follows:

- 1,032 DWI Alcohol/Drug arrests
- 6,379 Seat Belt citations
- 56 Child Restraint Violations
- 335 Felony Arrests
- 198 Fugitive Arrest

Occupant Protection

Child Passenger Safety

Attention is also given to the youngest passengers through the Child Passenger Safety Program. The FY2022 program focused on the use of booster seats until the child met the height and weight requirements required by law, even if the child is 8 years old. Ensuring a proper seat belt fit is vital to surviving a car crash with minimal injuries.

The State of Missouri has 1,090 Certified Child Passenger Safety Technicians, 31 Child Passenger Safety Instructors and over 200 Inspection Stations with at least one Certified Technician. Child passenger safety seats were provided to low income families through the inspection stations across the state. The HSO distributed 3,066 seats total, 1,868 convertible seats and 1,198 high back boosters.

Smart Riders

Smart Riders is an interactive, on-line program designed to educate elementary students and parents on ways to make our roads safer and prevent crashes. The program is comprised of chapters and each chapter explains a different aspect of roadway safety such as booster and seat belt safety, smart walking, not driving distracted and smart bicycling. Teachers or the school administration can send the Smart Rider information home and students can complete the modules along side a parent or caregiver. The student will receive a certificate after completing each chapter. Teachers can decide how to reward students for completing the chapters and how the achievement is celebrated.



The CPS enforcement campaign continued again this year with the media message focusing on booster seats. During the campaign, 70 law enforcement agencies contracted with the HSO. A total of 921 hours of enforcement resulted in 1,639 traffic stops, including 124 safety belt citations and 16 child restraint citations written.

2022 Missouri occupant restraint usage rates:

- Statewide 88.9%
- Teens 75.5% (2020)
- Child Passenger Safety 91.1% of children under age 4 were restrained (FY2021) *The next CPS survey will be conducted in FY2025*

Booster To Belts

Booster to Belts is a 20-minute, fun, interactive way for teens to teach children (Kindergarten through 3rd grade) the importance of buckling up and using a booster seat. The mascot, Booster Rooster, motivates children to use booster seats, ride in the backseat and to always buckle up. A participating school will be sent a packet of information that will include the PowerPoint and speaker notes, additional handouts and a paint sheet for each student. High school student leaders can present this program to the elementary schools in their community and this peer-to-peer interaction results in a more personalized and engaging message and will assist in building awareness and cultivating change centered around the importance of buckling up. 12 Schools completed the program in FY2022, reaching a total of 1,914 students across 10 counties.

Distracted Drivers

Distracted driving is a voluntary diversion of the driver's attention from activities critical to safe driving. There are four types of driver distraction; visual, auditory, manual, and cognitive. There is a growing body of evidence which suggests driver distractions, both inside the vehicle and the road environment, becoming increasingly large contributors to road trauma. It is estimated that drivers engage in a secondary task between one-quarter and one-half of the time they drive.

GOAL #1:

Based on our goal of 0 fatalities by 2030, Missouri is projecting a change to the five-year average for distracted driving involved fatalities from 85.6 (2015-2019 moving average) to 76.0

(2018-2022 moving average) by December 31, 2022. This is a 5.00% and 6.43% annual reduction.

2021 GOAL: 78.0

2021 RESULT: 76.4 (STARS 5 Year Average)

GOAL #2:

Based on our goal of 0 serious injuries by 2040, Missouri is projecting a change to the five-year average for distracted driving serious injuries from 580.4 (2015-2019 moving average) to 502.7 (2018-2022 moving average). This is a 5.00% and 5.26% annual reduction.

2021 GOAL: 526.0

2021 RESULT: 561.8 (STARS 5 Year Average)

The OHS encourages law enforcement to find innovative ways to address the distracted driving issue. Missouri currently has a no-texting law for individuals 21 years old and under, however, it is very difficult to enforce. Statistics show us that it is not only this younger population engaging in texting while driving, it includes all age groups and to compound the issue, texting is only one of many distractions that are encountered while driving.

Presentations and educational materials continue to be implemented at schools, businesses and community organizations statewide.

Legislative bills have been proposed each of the last several years to strengthen the distracted driving law, unfortunately the bills have not yet passed. Similar bills have been pre-filed for the upcoming 2023 legislative session.

Young Drivers

Young drivers are categorized as those ages 15 through 20 years. These young drivers are substantially over-involved in Missouri traffic crashes. In 2021, 12% of all fatal crashes involved a young driver of a motor vehicle; this is particularly significant since young drivers comprised only 8% of the licensed driver population in Missouri.

The top 5 contributing circumstances attributable to young drivers of motor vehicles involved in 2019-2021 fatal and serious injury crashes were:

1. Driving Too Fast for Conditions
2. Failed to Yield
3. Improper Lane Usage / Change
4. Speed Exceeded Limit
5. Distracted / Inattentive



GOAL #1:

Based on our goal of 0 fatalities by 2030, Missouri is projecting a change to the five-year average for drivers age 20 or younger involved in fatal crashes from 116.8 (2015-2019 moving average) to 105.6 (2018-2022 moving average) by December 31, 2022. This is a 5.00% and 6.43% annual reduction.

2021 GOAL: 112.1

2021 RESULT: 115.2 (STARS 5 Year Average)

GOAL #2:

Based on our goal of 0 serious injuries by 2040, Missouri is projecting a change to the five-year average for drivers age 20 or younger involved in serious injury crashes from 744.6 (2015-2019 moving average) to 671.8 (2018-2022 moving average) by December 31, 2022. This is a 5.00% and 5.26% annual reduction.

2021 GOAL: 685.5

2021 RESULT: 727.8 (STARS 5 Year Average)

Young driver programs focusing on seat belt use, underage drinking and distracted driving continue to be supported. Each of the following programs reached hundreds of teens, who in turn, spread the message to other teens.



ThinkFirst MO

An award-winning school assembly program for teens. High-impact injury prevention presentations are made to Missouri schools free of charge by personal testimony from people who have sustained a brain or spinal cord injury, usually due to a motor vehicle crash. A total of 13,658 Missouri students received traffic safety education from the ThinkFirst traffic safety assembly program (Columbia and Kansas City Region) delivered via 160 presentations. A total of 12 Missouri Corporations received traffic safety education from the ThinkFirst Corporate/Community Traffic Safety Program. In addition, ThinkFirst Missouri delivered Traffic Offender Program classes reaching high-risk Missouri drivers.

ThinkFirst MO also coordinates the First Impact program. First Impact is a traffic safety parent program targeted to parents and/or guardians of teen drivers in the pre-permit, permit or intermediate stage of licensure. The goal of First Impact is to increase parental awareness and enforcement of Missouri's graduated driver license law. During this fiscal year, a total of 44 First Impact presentations were delivered, reaching 443 parents & teens.

SMART/CHEERS

The University of Missouri houses two programs aimed at alcohol use on college campuses. The SMART program is a web-based program that educates bar and restaurant owners on the sale of alcohol to minors and how to avoid over serving those already intoxicated. During the fiscal year there were 11,794 total users of SMART and 4 SMART live trainings were completed.

CHEERS to the Designated Driver is a program for bars and restaurants to celebrate the designated driver by serving them free non-alcoholic drinks. During the fiscal year, 4 new CHEERS establishments was added to the program, totaling to 268 establishments utilizing the CHEERS program.



TyREDD

TyREDD, (Tyler Raising Education for Drowsy Driving), is an organization that was founded in 2011 after the Warne family lost their oldest son Tyler in a drowsy driving crash. Tyler's mother Kerrie, the founder of TyREDD, has partnered with the COO for Clayton Sleep Institute, Matthew Uhles, and together they have developed a presentation that educates high school teens, businesses, organizations and parents. In this fiscal year, Kerrie and Matt delivered 71 drowsy driving presentations.

Young driver materials were assessed to determine the best and most cost-effective way to reach the largest number of parents and teens, and are distributed to the public through an online ordering system at:

<https://www6.modot.mo.gov/OrderSystem/pub/displayOrder.do>.

The Graduated Driver License Law information continues to be included in campaign and web materials to educate teens and adults on the importance of and purpose for the law. This information is also included in the RoadWise Guide: Parent/Teen Safe Driving Guide.

Two law enforcement campaigns were again supported, youth seat belt and underage drinking. Participation from 109 law enforcement agencies during the youth seat belt campaign resulted in 3,699 seat belt citations issued. In addition, 75 agencies participated in the youth alcohol campaign resulting in 15 minor in possession citations, and 116 driving while impaired arrests.

Both campaigns are promoted through paid, earned and social media outlets. The youth seat belt message "Make the Difference" was the theme of this year's campaign featuring teens making the difference to buckle up to show up.

The youth alcohol message, "If you feel different you drive different", focused on how much there is to lose by making a poor choice to drive impaired.



TRACTION

Teens Taking Action to Prevent Traffic Crashes, is a youth traffic safety leadership training program designed to empower youth to take an active role in promoting safe driving habits. High school students and advisors are invited to attend one training program as a school team. As a team they will not only receive educational training on highway safety topics but will also develop individualized team action-plans to be implemented within their own schools upon their return. During this fiscal year two TRACTION trainings were held reaching 193 people from 18 high schools throughout the state.

B.R.A.K.E.S

B.R.A.K.E.S, Be Responsible and Keep Everyone Safe, is a hands-on defensive driving program designed to prevent injuries and save lives by training and educating teenage drivers and their parents about the importance of safe and responsible driving. B.R.A.K.E.S consists of a one hour classroom session followed by five hands-on driving exercises (Car control and skid avoidance, panic stop exercise, distraction exercise, crash avoidance and off road recovery). B.R.A.K.E.S completed two teen driving schools reaching 339 teens and 309 parents.

Youth Impaired Law Enforcement Training Sessions

Each year the Highway Safety Office sponsors two, 6-hour post certified youth impaired law enforcement trainings across the state. The trainings consist of three workshops focused on law enforcement's role in reducing youth impairment and the crashes that follow. Approximately 31 officers were trained during this fiscal year.



Unite Corporation - Arrive Alive Tour:

Arrive Alive reduces traffic safety problems related to distracted and impaired driving through a state-of-the-art virtual reality simulator within high schools across the state. The simulator is installed on an actual vehicle and allows participants to experience, in a controlled environment, the potential consequences, legal and otherwise, of driving while distracted or impaired. Each event runs up to 6 hours and averages 20-25 students/hours in the driver's seat. For students not in the vehicle, high-definition monitors display a "passenger eye view" of the current simulation, as well as a high-impact awareness video featuring facts, statistics, and figures related to distracted and impaired driving. Each participant will then take the pledge to drive SAFE (Sober and Free of Electronics). This was Unite Corporation's first year in Missouri schools and 6 programs were completed successfully.



Older Drivers

Our population is aging and older adult drivers are increasing their exposure (miles driven/year) on the highways. According to the U.S. Census Bureau, Missouri ranked 19th nationally in 2020 with 18% of the population age 65 or older. By the year 2030 it is estimated that over 20% of the population in Missouri will be age 65 or older. That means approximately one in five people will be 65 or older.

Being able to go where we want and when we want is important to our quality of life. Personal mobility is often inextricably linked to the ability to drive a car. However, as we age our ability to drive a motor vehicle may be compromised by changes in vision, attention, perception, memory, decision-making, reaction time and aspects of physical fitness and performance.

GOAL #1:

Based on our goal of 0 fatalities by 2030, Missouri is projecting a change to the older driver involved fatalities from 194.4 (2015-2019 moving average) to 178.6 (2018-2022 moving average) by December 31, 2022. This is a 5.00% and 6.43% annual reduction.

2021 GOAL: 214.9

2021 RESULT: 190.6 (STARS 5 Year Average)

GOAL #2:

Based on our goal of 0 serious injuries by 2040, Missouri is projecting a change to the older driver involved serious injuries from 752.8 (2015-2019 moving average) to 717.2 (2018-2022 moving average) by December 31, 2022. This is a 5.00% and 5.26% annual reduction. 2021 GOAL: 828.2

2021 RESULT: 766.6 (STARS 5 Year Average)

The OHS continues to work with safety partners and universities to produce and implement countermeasures that reduce crashes involving older drivers. Some of these measures will enable older drivers to check their own driving abilities, assist local driver license offices in recognizing medically unfit drivers and develop a package of office-based screening tools to be used by healthcare providers. In addition, 52 presentations were offered at senior/retirement centers throughout the state and 11 facilitator trainings during this contract period. The total participants reached during all the courses was 705.

The paid media campaign for Aging Road Users was held December 6 -10 with new creative and a tagline of "Safety at Every Mile in Life". For this audience aged 65+, preliminary numbers indicate that impressions were high, and the campaign performed well.



Fit to
Drive

Aging Adult
Safe Driving
Guide



Commercial Motor Vehicles

Large trucks and buses (commercial motor vehicles or CMVs) have blind spots, identified as No Zones, around the front, back and sides of the vehicle. The blind spots make it difficult for the driver to see. It is critically important that other drivers stay out of the No Zone of a commercial motor vehicle. Since CMVs are large transport devices that are much heavier than passenger vehicles, they have longer stopping distances and cause greater amounts of personal injury and severity to the occupants of vehicles in crashes. When analyzing the types of persons killed or injured in CMV crashes, the majority were not the occupants of the commercial motor vehicle.

The Highway Safety and Traffic Division administers the Motor Carrier Safety Assistance Program (MCSAP), awarded to Missouri by the Federal Motor Carrier Safety Administration (FMCSA). FMCSA's mission is to reduce crashes, injuries and fatalities involving large trucks and buses. Goals, benchmarks and strategies are outlined within the annual Commercial Vehicle Safety Plan (CVSP). Having the MCSAP grant housed in the OHS provides a unique opportunity for coordinating safety efforts between the FMCSA and NHTSA programs.

The following depicts the results of fiscal year 2021 MCSAP funding:

Missouri conducted a total of 60,438 driver/vehicle inspections on commercial motor vehicle. Missouri currently has a low number of passenger vehicle crashes. To ensure Missouri keeps that number low, the CMV inspectors conducted 816 passenger carrier inspections. Furthermore, MoDOT Motor Carrier Services conducted a total of 313 compliance investigations on CMV companies and 927 safety audits on CMV companies for the new entrant program.

The Missouri State Highway Patrol, Commercial Vehicle Enforcement Division and Field Operations Bureau conducted 7 Truck Saturation events working a total of 552 hours. The Truck Saturations resulted in 351 inspections. As a result, 549 violations were recorded and 88 citations/arrests were issued.

The Missouri State Highway Patrol, Commercial Vehicle Enforcement Division and Field Operations Bureau conducted 73 Traffic Enforcement (SAFETE) Operations working a total of 1,114.75 hours. The SAFETE Operations resulted in 836 CMVs stopped with 897 CMV inspections. As a result, 69 drivers and 113 vehicles were placed out-of-service (OOS). In addition, 1,691 warnings were issued and the following arrests/citations were issued: 25 Speeding, 34 Seat Belt, 1 Following too Close, 82 CVE, 24 CVE Hazardous Moving, 2 Other HMV, 34 Non-Moving, 4 No Drivers License, 2 Driving while Suspended/Revoked, 1 Signal Light, 1 Misdemeanor Drug, 5 Misdemeanor Warrant, and 1 Other Misdemeanor.

The Missouri State Highway Patrol, Field Operations Bureau, conducted 12 CMV Drug Interdiction Operations working a total of 1,251.5 hours. The CMV Drug Interdiction Operations resulted in 1,100 vehicles stopped (686 CMVs and 414 non-CMV) with 623 CMV inspections. As a result, 81 drivers and 62 vehicles were placed out-of-service (OOS). In addition, 1,494 warnings were issued and the following arrests/citations were issued: 47 Speeding, 2 C&I, 1 Failed to Yield, 25 Seat Belt, 1 Following Too Close, 63 CVE, 3 CVE Hazardous Moving, 1 Other HMV, 23 Non-Moving, 19 No Drivers License, 9 Driving while Suspended/Revoked, 4 Uninsured Motorist, 26 Misdemeanor Drug, 7 Misdemeanor Warrant, 2 Other Misdemeanor, 8 Felony Drug, 9 Other Felony, and 3 Felony Warrant.

According to a survey conducted in 2016, Missouri's commercial motor vehicle safety belt use rate was 82.8%. A new survey was conducted in October 2021, and the results indicate a 4.9% increase to 87.7%. Missouri has taken a zero tolerance approach to safety belt enforcement on CMVs. Missouri's CMV enforcement officers issued 337 safety belt violations and MoDOT Motor Carrier Services issued 2,582 letters to motor carriers informing them of their driver's non-compliance with the safety belt law. During calendar year 2021, a total of 28 CMV drivers were killed in CMV crashes, of which 10 were unbelted.

Missouri's public education efforts on commercial motor vehicle safety included a statewide media campaign, which resulted in a preliminary total of 39,330,787 impressions. This indicates that the CMV message reached an engaged audience. In addition, Missouri provided 82 public education and awareness presentations across the state on a variety of traffic safety issues related to CMVs and non-CMVs that operate around large trucks and buses, with an estimated 3,724 people in attendance.

Motorcycles

A responsible motorcyclist must think about the consequences of their riding behavior in traffic and accept personal responsibility for the results of their decisions and actions, as well as develop good skills and judgment. The motorcyclist must consider their personal margin of safety or margin for error – how much extra time and space they need given their skill level.

Likewise, the general motoring public must be aware of their surroundings while driving and share the road with motorcyclists. A significant number of motorcycle crashes involve another vehicle.



GOAL #1:

Based on our goal of 0 fatalities by 2030, Missouri is projecting a change to the five-year average for motorcyclist fatalities from 116.4 (2015-2019 moving average) to 114.2 (2018-2022 moving average) by December 31, 2022. This is a 5.00% and 6.43% annual reduction.

2021 GOAL: 122.3

2021 RESULT: 127.8 (STARS 5 Year Average)

GOAL #2:

Based on our goal of 0 fatalities by 2030, Missouri is projecting a change to the five-year average for unhelmeted motorcyclist fatalities from 13.2 (2015-2019 moving average) to 16.2 (2018-2022 moving average) by December 31, 2022. This is a 5.00% and 6.43% annual reduction.

2021 GOAL: 15.9

2021 RESULT: 30.0 (STARS 5 Year Average)

GOAL #3:

Based on our goal of 0 fatalities by 2030, Missouri is projecting a change to the five-year average for fatalities involving unlicensed/improperly licensed motorcycle operators from 51.4 (2015-2019 moving average) to 57.2 (2018-2022 moving average) by December 31, 2022. This is a 5.00% and 6.43% annual reduction.

2021 GOAL: 64.0

2021 RESULT: 66.2 (STARS 5 Year Average)

The Motorcycle Safety Trust Fund is used for training motorcyclists and promotes public awareness of motorcyclists. From January 1, 2022 through December 31, 2022, the Missouri Motorcycle Safety Program (MMSP) has trained 4,225 beginning students and 118 non-beginning students. The MMSP and the Office of Highway Safety's goal is to promote awareness of motorcycles on the roadways, obtaining proper licensing and instructions and promoting proper riding gear but, most of all reducing motorcycle crashes and fatalities through the aforementioned process.

The funding received for the program was used for media targeting rider safety for males ages 45-60 and motorist awareness for all drivers. The motorcycle awareness media campaign starts in late April through May to early September and includes late summer holidays and special motorcycle events throughout the riding season.

Rider awareness is a year-round process starting at the dealerships throughout Missouri with dealer placement hang tags on motorcycles and displays, along with free motorcycle training courses at participating dealerships. Motorcycle safety pamphlets are also distributed to license offices and dealerships. In 2022, the OHS distributed approximately 8,700 “Watch for Motorcycles” yard signs, and 2,200 Motorcycle Safety brochures.

Missouri Legislation

In August 2020 Missouri House Bill 1963 became effective regarding the motorcycle helmet law, which states the following: “Every person under twenty-six years of age who is operating or riding as a passenger on any motorcycle or motor-tricycle, as defined in section 301.010, upon any highway of this state shall wear protective headgear at all times the vehicle is in motion; except that, any person twenty-six years of age or older operating any motorcycle or motor-tricycle who has been issued an instruction permit shall wear protective headgear at all times the vehicle is in motion. The protective headgear shall meet reasonable standards and specifications established by the director. No political subdivision of this state shall impose a protective headgear requirement on the operator or passenger of a motorcycle or motor-tricycle. No person shall be stopped, inspected, or detained solely to determine compliance.”



Crashes Involving School Buses

Although school buses provide one of the safest modes of transportation, there are still school bus related injuries and, unfortunately, some fatalities every year. Some of these are due to crashes with other vehicles while others are due to the school bus striking a pedestrian or bicyclist.



GOAL #1:

Based on our goal of 0 fatalities by 2030, Missouri is projecting a change to the five-year average for school bus/school bus signal involved fatalities from 3.0 (2015-2019 moving average) to 1.6 (2018-2022 moving average) by December 31, 2022. This is a 5.00% and 6.43% annual reduction.

2021 GOAL: 3.9

2021 RESULT: 2.8 (STARS 5 Year Average)

GOAL #2:

Based on our goal of 0 serious injuries by 2040, Missouri is projecting a change to the five-year average for school bus/school bus signal involved serious injuries from 17.8 (2015-2019 moving average) to 14.9 (2018-2022 moving average) by December 31, 2022. This is a 5.00% and 5.26% annual reduction.

2021 GOAL: 18.3

2021 RESULT: 13.4 (STARS 5 Year Average)

OHS staff continues to serve on the School Bus Safety Task Force and distributes materials to address safety in and around school buses and sharing the road with school buses.

Vulnerable Roadway Users

Many Missourians rely on non-motorized means of transportation such as walking and bicycling. Both of these modes have the ability to provide physical and health benefits, but they also have the potential for serious or fatal injuries in the event of a crash. Crashes involving pedestrians and bicyclists do not occur in extremely large numbers (1.0% and .32% of all crashes, respectively) but when a pedestrian or bicyclist is involved in a traffic crash, the potential for harm is much greater.

Springfield Public Works and the Public Information Office developed the regional expansion of the SGF Yields program, called "SafeAcross". The webpage is www.safeacross.com. It introduces the problem of pedestrian crashes, gives safety tips to pedestrians and drivers, lays out how SafeAcross works and offers a contact form. The website includes a log-in portal (user: nixamo, password: testThis) for participating communities where the Program Implementation Guide is found. Interested communities can implement this program in their communities to help address the pedestrian crashes in their area.

GOAL #1:

Based on our goal of 0 fatalities by 2030, Missouri is projecting a change to the five-year average for pedestrian fatalities from 100.0 (2015-2019 moving average) to 112.9 (2018-2022 moving average) by December 31, 2022. This is a 5.00% and 6.43% annual reduction.

2021 GOAL: 110.5

2021 RESULT: 109.6 (STARS 5 Year Average)

GOAL #2:

Based on our goal of 0 fatalities by 2030, Missouri is projecting a change to the five-year average for bicyclist fatalities from 8.6 (2015-2019 moving average) to 10.6 (2018-2022 moving average) by December 31, 2022. This is a 5.00% and 6.43% annual reduction.

2021 GOAL: 3.1

2021 RESULT: 8.0 (STARS 5 Year Average)



Roadway Safety / Traffic Engineering

Traffic engineering is a vital component of the traffic safety countermeasure picture. The techniques engineers use to design roads certainly affect the safety of motorists. Engineering approaches offer two basic types of countermeasures against drivers committing hazardous moving violations: highway design and traffic engineering. With highway design, the roads can be redesigned to add capacity or accommodate increased traffic. Highway design can also mitigate the injury consequences for motorists who come into contact with aggressive, impaired, or distracted drivers. Effective traffic engineering offers a way to accommodate increased traffic flow, or at least get it under control, without building new roads.

Consulting services were provided for traffic engineering projects around the state. Funding was focused on correcting operational problems on city and county streets, and highways.

A total of eight consultant projects were funded through the grant this fiscal year. Those consultant services were provided on projects located in the City of St. Louis, City of Lake St. Louis, City of Ashland, City of Kirksville, City of Cameron, City of Marshfield, and two for City of Cape Girardeau.

The FY2022 Traffic Engineering Assistance Program (TEAP) projects, which utilized Highway Safety Funds, included corridor studies, intersection improvements, operational analysis, sign inventories, pedestrian/bike route analysis and parking studies.

The engineering safety projects MoDOT continues to implement relate to roadway departure and intersections. These improvements include installation of several hundred miles of rumble strips on improved shoulders, several thousand curve related signs (chevrons) and more intersection improvement projects like j-turns.

Traffic Records

The TRCC plays a role in the creation, approval and evaluation of the data improvement projects. The TRCC consists of developing initial project proposals as well as discusses the proposals openly in the TRCC bi-monthly meetings. The TRCC, through discussion of the proposed projects, prioritize the projects and determine the funding sources, and also work with the custodial agencies to develop and maintain the data quality reporting function.

The Missouri Traffic Records System works towards a formal data quality program with performance indicators for each of the six core system areas. Projects are selected based on recommendations from the most current assessments and their ability to meet six characteristics: timeliness, accuracy, integration, uniformity, accessibility and completeness.

In August of 2019, the Statewide Traffic Accident Records System (S.T.A.R.S) Committee and contracted consultant began the discussion of the MMUCC 5th Edition and changes to the Missouri Uniform Crash Report and STARS. Since the last crash report update in 2012, many fields are being discussed to be added, modified or deleted. The new crash report is projected to be deployed January 1, 2024.

Missouri TRCC partnered with the NHTSA sponsored GO Team to begin a Data Inventory project in order to obtain data elements from our Missouri partners for future data linkage. The initial project created a Data Dictionary with the Missouri State Highway Patrol Crash Report and is continuing with the Department of Health and Senior Services EMS Data. Missouri is looking forward to the possible linkage of crash and EMS data.

Appendix A				
Missouri Highway Safety Plan Annual Report Budget				
as of December 08, 2022				
Program Area	GTS Project	Description	Obligated	Expended
NHTSA				
154 Transfer Funds				
	154AL-2022-AL-00-GO	STATEWIDE-154 IMPAIR DRIVING E	\$3,619,693.14	\$3,619,693.14
	154AL-2022-AL-82-00	HSTD-IMPAIRED DRIVING PAID MED	\$800,000.00	\$800,000.00
	154AL-2022-AL-83-00	HSTD-ALLIANCE SPORT MARKETING	\$100,000.00	\$48,000.00
	154AL-2022-AL-A3-00	HSTD-IGNITION INTERLOCK PROGRA	\$58,391.26	\$25,858.37
	154AL-2022-AL-A4-00	MO Safety Center-Enforcement-D	\$593,550.84	\$373,760.72
	154AL-2022-AL-D0-00	MADD-Power of Youth/Power of P	\$69,862.64	\$69,862.64
	154AL-2022-AL-D1-00	MO Safety Center-Impaired Driv	\$490,956.18	\$490,956.18
154 AlcoholTotal			\$5,732,454.06	\$5,428,131.05
154 Transfer FundsTotal			\$5,732,454.06	\$5,428,131.05
FAST Act NHTSA 402				
	PA-2022-02-01-00	HSTD-2022 Planning & Administr	\$166,263.57	\$162,491.84
Planning and AdministrationTotal			\$166,263.57	\$162,491.84
Emergency Medical Services				
	EM-2022-02-01-00	Jefferson City Fire Dept-Hwy S	\$0.00	\$0.00
	EM-2022-02-02-00	Univ of MO Curators-Hwy Emerge	\$77,200.00	\$77,200.00
Emergency Medical ServicesTotal			\$77,200.00	\$77,200.00
Pedestrian/Bicycle Safety				
	PS-2022-02-01-00	City of Springfield-Expansion	\$17,083.45	\$17,083.45
	PS-2022-02-02-00	Meramec Regional Planning-MRPC	\$10,958.66	\$10,958.66
Pedestrian/Bicycle SafetyTotal			\$28,042.11	\$28,042.11
Police Traffic Services				
	PT-2022-02-00-00	HSTD STATEWIDE POLICE TRAFFIC	\$0.00	\$0.00
	PT-2022-02-00-GO	STATEWIDE-402 POLICE TRAFFIC S	\$2,616,324.43	\$2,616,324.43
	PT-2022-02-01-00	MO Safety Center-Driver Improv	\$39,658.66	\$39,658.66
	PT-2022-02-22-00	MSHP-Occupant Protection Enfor	\$61,233.75	\$61,233.75
	PT-2022-02-F0-00	MO Safety Center-OP & Speed LE	\$57,237.89	\$57,237.89
	PT-2022-02-F1-00	HSTD-2022 Police Traffic Servi	\$300,154.32	\$300,154.32
	PT-2022-02-F3-00	MO Police Chiefs-LE Driving 20	\$0.00	\$0.00
	PT-2022-02-F4-00	MO Safety Center-Police Drivin	\$2,133.25	\$2,133.25
	PT-2022-02-F5-00	MO Southern State Univ-Law Enf	\$12,000.00	\$12,000.00
	PT-2022-02-F6-00	MSHP-Skill Development	\$10,520.45	\$10,520.45

Program Area	GTS Project	Description	Obligated	Expended
	PT-2022-02-F7-00	MSHP-Radar/EVOC Instructor Dev	\$32,651.02	\$32,651.02
	PT-2022-02-F8-00	HSTD-2022 LETSAC Conference	\$22,506.58	\$22,506.58
	Police Traffic ServicesTotal		\$3,154,420.35	\$3,154,420.35
Accident Investigation				
	AI-2022-AI-04-00	MSHP-Accident Investigation	\$38,641.19	\$38,641.19
	Accident InvestigationTotal		\$38,641.19	\$38,641.19
Community Traffic Safety Project				
	CP-2022-05-03-00	HSTD-CPS Program Training & Ac	\$0.00	\$0.00
	CP-2022-09-01-00	DCCCA-Booster to Belts	\$20,938.60	\$20,938.60
	CP-2022-09-02-00	Mercy Hospital-Child, Teen & N	\$28,457.07	\$28,457.07
	CP-2022-09-03-00	B.R.A.K.E.S.-Put On the Brakes	\$60,000.00	\$60,000.00
	CP-2022-09-04-00	Cape Girardeau Safe Communitie	\$279,437.95	\$279,437.95
	CP-2022-09-05-00	HSTD-Teen Driving Programs	\$3,750.00	\$3,750.00
	CP-2022-09-06-00	Alliance of SW MO-Safe Kids Se	\$9,528.45	\$9,528.45
	CP-2022-09-07-00	HSTD-2022 Blueprint Coordinato	\$76,832.25	\$76,832.25
	CP-2022-09-08-00	Univ of MO Curators-ThinkFirst	\$384,986.47	\$384,986.47
	CP-2022-09-09-00	MO Youth Adult Alliance-2021-2	\$65,892.08	\$65,892.08
	Community Traffic Safety ProjectTotal		\$929,822.87	\$929,822.87
Driver Education				
	DE-2022-02-01-00	MO Safety Center-Drive Instruc	\$3,565.00	\$3,565.00
	DE-2022-02-02-00	Univ of MO Curators-Keep Your	\$36,232.58	\$36,232.58
	DE-2022-02-03-00	HSTD-In-House Project for Matu	\$4,775.06	\$4,775.06
	Driver EducationTotal		\$44,572.64	\$44,572.64
Driver Licensing				
	DL-2022-02-01-00	Wash Univ-Rural Driving & Traf	\$72,921.09	\$72,921.09
	DL-2022-02-02-00	Wash Univ-Virtual Safe Driving	\$95,744.99	\$95,744.99
	Driver LicensingTotal		\$168,666.08	\$168,666.08
Railroad/Highway Crossings				
	RH-2022-02-01-00	Missouri Operation Lifesaver-O	\$13,606.16	\$13,606.16
	Railroad/Highway CrossingsTotal		\$13,606.16	\$13,606.16
Roadway Safety				
	RS-2022-11-01-00	HSTD-Traffic Engineering Assis	\$70,085.87	\$70,085.87
	RS-2022-11-02-00	Univ of MO Curators-2022 Bluep	\$0.00	\$0.00
	RS-2022-11-03-00	HSTD-2022 402 Operations	\$108,173.42	\$108,173.42
	Roadway SafetyTotal		\$178,259.29	\$178,259.29
Safe Communities				
	SA-2022-09-00-10	St Joseph Safety/Health-Traffi	\$4,042.53	\$4,042.53

Program Area	GTS Project	Description	Obligated	Expended
	SA-2022-09-01-00	St Joseph Safety/Health-Traffi	\$62,159.80	\$62,159.80
	SA-2022-09-02-00	Safety/Health Council Western	\$16,230.76	\$16,230.76
	SA-2022-09-03-00	Unite Corp-Arrive Alive Tour	\$49,500.00	\$49,500.00
	SA-2022-09-04-00	TyREDD-TyREDD Education	\$35,759.87	\$35,759.87
	Safe CommunitiesTotal		\$167,692.96	\$167,692.96
Child Restraint				
	CR-2022-05-01-00	Atchison Co Health Dept-Safe K	\$1,307.34	\$1,307.34
	CR-2022-05-02-00	Perry Co Health Dept-CPS Progr	\$7,046.59	\$7,046.59
	CR-2022-05-03-00	HSTD-CPS Program Training & Ac	\$33,433.36	\$33,433.36
	CR-2022-05-04-00	HSTD-402 Car Seat Distribution	\$80,000.00	\$80,000.00
	CR-2022-05-05-00	Safe Kids St Louis-Special Rid	\$17,385.44	\$17,385.44
	CR-2022-05-06-00	Safety/Health Council Western	\$56,186.88	\$56,186.88
	Child RestraintTotal		\$195,359.61	\$195,359.61
Paid Advertising				
	PM-2022-02-01-00	HSTD-Bike/Pedestrian Paid Medi	\$0.00	\$0.00
	PM-2022-02-04-00	HSTD-Creative Services	\$67,400.00	\$67,400.00
	PM-2022-02-05-00	HSTD-Farm Safety Paid Media	\$29,893.51	\$29,893.51
	PM-2022-02-06-00	HSTD-Older Driver Paid Media	\$48,878.04	\$48,878.04
	PM-2022-02-07-00	HSTD-Speed Paid Media	\$149,975.81	\$149,975.81
	PM-2022-02-08-00	HSTD-Work Zone Paid Media	\$96,145.60	\$96,145.60
	PM-2022-02-09-00	HSTD-Show-Me Zero Paid Media	\$426,302.08	\$426,302.08
	PM-2022-02-10-00	HSTD-Motorcycle Safety-Allianc	\$70,000.00	\$70,000.00
	PM-2022-02-11-00	HSTD-Motorcycle Awareness Paid	\$0.00	\$0.00
	Paid AdvertisingTotal		\$888,595.04	\$888,595.04
Teen Safety Program				
	TSP-2022-14-01-00	HSTD-2022 402 Young Driver Coo	\$72,217.97	\$72,217.97
	Teen Safety ProgramTotal		\$72,217.97	\$72,217.97
FAST Act NHTSA 402Total			\$6,123,359.84	\$6,119,588.11
FAST Act 405b OP Low				
	M2HVE-2022-05-00-GO	STATEWIDE-405b OCCUPANT PROTEC	\$254,313.97	\$254,313.97
	M2HVE-2022-05-14-00	MO Safety Center-Survey Prep-T	\$33,270.01	\$17,632.14
	M2HVE-2022-05-31-00	MO Safety Center-Statewide Saf	\$174,716.41	\$174,716.41
	M2HVE-2022-05-32-00	MO Safety Center-Enforcement O	\$128,164.90	\$128,164.90
	405b Low HVETotal		\$590,465.29	\$574,827.42
405b Low Training				
	M2TR-2022-05-01-00	Linn Police Dept-Child Occupan	\$8,000.00	\$7,651.87
	405b Low TrainingTotal		\$8,000.00	\$7,651.87

Program Area	GTS Project	Description	Obligated	Expended
405b Low Public Education				
	M2PE-2022-05-01-00	HSTD-CIOT & Teen Seat Belt Pai	\$299,999.73	\$299,999.73
405b Low Public EducationTotal			\$299,999.73	\$299,999.73
405b Low Community CPS Services				
	M2CPS-2022-05-01-00	HSTD-2022 405b Low CPS Coordin	\$44,945.65	\$43,292.71
405b Low Community CPS ServicesTotal			\$44,945.65	\$43,292.71
405b Low CSS Purchase/Distribution				
	M2CSS-2022-05-02-00	HSTD-405b Car Seat Distributio	\$56,376.60	\$34,345.00
405b Low CSS Purchase/DistributionTotal			\$56,376.60	\$34,345.00
405b OP Low				
	M2X-2022-05-00-00	HSTD STATEWIDE 405b LOW	\$26,709.26	\$0.00
405b OP LowTotal			\$26,709.26	\$0.00
FAST Act 405b OP LowTotal			\$1,026,496.53	\$960,116.73
FAST Act 405c Data Program				
	M3DA-2022-04-00-00	HSTD STATEWIDE 405c DATA PROGR	\$0.00	\$0.00
	M3DA-2022-04-00-00		\$0.00	\$0.00
	M3DA-2022-04-00-GO	STATEWIDE-405c DATA PROGRAM	\$213,599.43	\$213,599.43
	M3DA-2022-04-00-GO		\$213,599.43	\$213,599.43
	M3DA-2022-04-06-00	HSTD-Traffic Records Data Impr	\$56,988.01	\$56,988.01
	M3DA-2022-04-06-00		\$56,988.01	\$56,988.01
	M3DA-2022-04-11-00	DHSS-EMS NEMSIS 3 Sustainabili	\$101,068.49	\$86,117.10
	M3DA-2022-04-11-00		\$101,068.49	\$86,117.10
	M3DA-2022-04-12-00	MSHP-Predictive Analytical Cra	\$48,500.16	\$48,500.16
	M3DA-2022-04-12-00		\$48,500.16	\$48,500.16
	M3DA-2022-04-13-00	MSHP-Statewide Traffic Acciden	\$224,036.78	\$224,036.78
	M3DA-2022-04-13-00		\$224,036.78	\$224,036.78
	M3DA-2022-04-14-00	MSHP-STARS & FARS Support	\$149,742.18	\$20,220.20
	M3DA-2022-04-14-00		\$149,742.18	\$20,220.20
	M3DA-2022-04-15-00	OSCA-JIS/Show Me Courts Report	\$143,499.34	\$143,499.34
	M3DA-2022-04-15-00		\$143,499.34	\$143,499.34
	M3DA-2022-04-16-00	OSCA-Show Me Courts Implementa	\$138,025.32	\$138,025.32
	M3DA-2022-04-16-00		\$138,025.32	\$138,025.32
	M3DA-2022-04-18-00	REJIS-LETS Sustainment & Enhan	\$379,022.70	\$197,974.65
	M3DA-2022-04-18-00		\$379,022.70	\$197,974.65
405c Data ProgramTotal			\$1,454,482.41	\$1,128,960.99
FAST Act 405c Data ProgramTotal			\$1,454,482.41	\$1,128,960.99
FAST Act 405d Impaired Driving Mid				

Program Area	GTS Project	Description	Obligated	Expended
	M5HVE-2022-03-00-GO	STATEWIDE-405d IMPAIRED DRIVIN	\$823,295.38	\$823,295.38
	M5HVE-2022-03-00-GO		\$823,295.38	\$823,295.38
	M5HVE-2022-03-01-00	MSHP-DWI Tracking System (DWIT	\$4,875.00	\$3,689.19
	M5HVE-2022-03-01-00		\$4,875.00	\$3,689.19
	M5HVE-2022-03-31-00	MO Safety Center-Alcohol - LE	\$378,198.60	\$151,469.64
	M5HVE-2022-03-31-00		\$378,198.60	\$151,469.64
	405d Mid HVETotal		\$1,206,368.98	\$978,454.21
405d Mid ID Coordinator				
	M5IDC-2022-03-01-00	HSTD-2022 405d Impaired Drivin	\$51,132.72	\$47,763.45
	405d Mid ID CoordinatorTotal		\$51,132.72	\$47,763.45
405d Mid Court Support				
	M5CS-2022-03-01-00	Boone Co Treatment-Multi-Track	\$26,564.77	\$26,564.77
	M5CS-2022-03-02-00	MOPS-Traffic Safety Resouce Pr	\$307,409.71	\$307,409.71
	M5CS-2022-03-03-00	MADD-Court Monitoring Grant	\$121,921.45	\$107,221.85
	405d Mid Court SupportTotal		\$455,895.93	\$441,196.33
405d Mid Paid/Earned Media				
	M5PEM-2022-03-01-00	HSTD-Drugged Driving Paid Medi	\$772,085.30	\$771,927.38
	405d Mid Paid/Earned MediaTotal		\$772,085.30	\$771,927.38
405d Mid Training				
	M5TR-2022-03-01-00	Safe & Sober - Safe & Sober	\$275,370.60	\$275,370.60
	M5TR-2022-03-02-00	HSTD-Impaired Driving Program	\$11,410.35	\$11,410.35
	M5TR-2022-03-04-00	MO Div Alcohol & Tobacco-Alcoh	\$52,753.64	\$52,753.64
	M5TR-2022-03-05-00	Univ of MO Curators-SMART/CHEE	\$340,000.00	\$340,000.00
	M5TR-2022-03-06-00	MO Southern State Univ-DWI Enf	\$16,700.00	\$16,700.00
	M5TR-2022-03-07-00	MSHP-BAC/DRE/SFST/ARIDE Traini	\$70,735.01	\$70,735.01
	405d Mid TrainingTotal		\$766,969.60	\$766,969.60
405d Mid Other Based on Problem ID				
	M5OT-2022-03-01-00	MO Safety Center-Drug Impaired	\$226,309.71	\$226,309.71
	M5OT-2022-03-02-00	MO DOR-Attorney & Research/Dat	\$155,917.85	\$137,546.48
	M5OT-2022-03-03-00	MO DOR-DOR & Law Enforcement T	\$36,000.00	\$13,157.30
	M5OT-2022-03-04-00	REJIS-BAIT/SFST-Build, Deploy	\$85,000.00	\$60,457.88
	M5OT-2022-03-05-00	REJIS- DRE Sustainment & Enhan	\$106,062.47	\$31,100.40
	M5OT-2022-03-06-00	HSTD-In-House Impaired Driving	\$32,448.71	\$5,382.28
	405d Mid Other Based on Problem IDTotal		\$641,738.74	\$473,954.05
405d Impaired Driving Mid				
	M5X-2022-03-00-00	HSTD STATEWIDE 405d IMPAIRED D	\$0.00	\$0.00
	405d Impaired Driving MidTotal		\$0.00	\$0.00

Program Area	GTS Project	Description	Obligated	Expended
FAST Act 405d Impaired Driving MidTotal			\$3,894,191.27	\$3,480,265.02
FAST Act 405f Motorcycle Programs				
	M9MA-2022-00-00-00	Motorcycle Programs(carry fwd	\$4,681.13	\$4,681.13
405f Motorcyclist AwarenessTotal			\$4,681.13	\$4,681.13
FAST Act 405f Motorcycle ProgramsTotal			\$4,681.13	\$4,681.13
FAST Act 405f Motorcycle Safety Programs				
	M11X-2022-12-01-00	HSTD-405f Motorcycle Training	\$76,468.87	\$76,468.87
	M11X-2022-12-02-00	Springfield Police Dept-Civili	\$14,216.24	\$14,216.24
405f Motorcycle Safety ProgramsTotal			\$90,685.11	\$90,685.11
FAST Act 405f Motorcycle Safety ProgramsTotal			\$90,685.11	\$90,685.11
BIL NHTSA 402				
	PA-2022-02-01-00	HSTD-2022 Planning & Administr	\$10,430.98	\$10,430.98
Planning and AdministrationTotal			\$10,430.98	\$10,430.98
Emergency Medical Services				
	EM-2022-02-01-00	Jefferson City Fire Dept-Comme	\$23,250.85	\$23,250.85
Emergency Medical ServicesTotal			\$23,250.85	\$23,250.85
Pedestrian/Bicycle Safety				
	PS-2022-02-01-00	City of Springfield-Expansion	\$14,414.07	\$14,414.07
	PS-2022-02-02-00	Meramec Regional Planning-MRPC	\$19,082.41	\$19,082.41
Pedestrian/Bicycle SafetyTotal			\$33,496.48	\$33,496.48
Police Traffic Services				
	PT-2022-02-00-00	HSTD STATEWIDE POLICE TRAFFIC	\$6,347,437.41	\$750.00
	PT-2022-02-00-GO	STATEWIDE-402 POLICE TRAFFIC S	\$375,606.10	\$375,606.10
	PT-2022-02-01-00	MO Safety Center-Driver Improv	\$437.10	\$437.10
	PT-2022-02-22-00	MSHP-Occupant Protection Enfor	\$36,399.29	\$36,399.29
	PT-2022-02-F0-00	MO Safety Center-OP & Speed LE	\$13,716.19	\$13,716.19
	PT-2022-02-F1-00	HSTD-2022 Police Traffic Servi	\$26,902.98	\$26,902.98
	PT-2022-02-F3-00	Missouri Police Chiefs Associa	\$17,927.12	\$17,927.12
	PT-2022-02-F6-00	MSHP-Skill Development	\$7,142.23	\$7,142.23
	PT-2022-02-F7-00	MSHP-Radar/EVOC Instructor Dev	\$5,943.01	\$5,943.01
Police Traffic ServicesTotal			\$6,831,511.43	\$484,824.02
Accident Investigation				
	AI-2022-04-01-00	MSHP-Accident Investigation	\$12,871.20	\$12,871.20
Accident InvestigationTotal			\$12,871.20	\$12,871.20
Community Traffic Safety Project				
	CP-2022-09-04-00	Cape Girardeau Safe Communitie	\$8,681.94	\$8,681.94

Program Area	GTS Project	Description	Obligated	Expended
	CP-2022-09-06-00	Alliance of SW MO-Safe Kids Se	\$20,471.55	\$20,471.55
	CP-2022-09-07-00	HSTD-Teen Driving Programs	\$10,186.41	\$10,186.41
	CP-2022-09-08-00	Univ of MO Curators-ThinkFirst	\$68,933.59	\$68,933.59
	CP-2022-09-09-00	MO Youth Adult Alliance-2021-2	\$5,900.66	\$5,900.66
Community Traffic Safety ProjectTotal			\$114,174.15	\$114,174.15
Driver Education				
	DE-2022-02-02-00	Univ of MO Curators-Keep Your	\$7,059.70	\$7,059.70
Driver EducationTotal			\$7,059.70	\$7,059.70
Driver Licensing				
	DL-2022-02-01-00	Wash Univ-Rural Driving & Traf	\$16,992.65	\$16,992.65
	DL-2022-02-02-00	Wash Univ-Virtual Safe Driving	\$1,572.55	\$1,572.55
Driver LicensingTotal			\$18,565.20	\$18,565.20
Roadway Safety				
	RS-2022-11-01-00	Univ of MO Curators-HSTD Confe	\$11,917.09	\$11,917.09
	RS-2022-11-03-00	HSTD-2022 402 Operations	\$7,293.63	\$7,293.63
Roadway SafetyTotal			\$19,210.72	\$19,210.72
Safe Communities				
	SA-2022-09-02-00	Safety/Health Council Western	\$322.30	\$322.30
Safe CommunitiesTotal			\$322.30	\$322.30
Child Restraint				
	CR-2022-05-01-00	Atchison Co Health Dept-Safe K	\$797.96	\$797.96
	CR-2022-05-03-00	HSTD-CPS Program Training & Ac	\$43,265.31	\$43,265.31
	CR-2022-05-05-00	Safe Kids St Louis-Special Rid	\$6,108.17	\$6,108.17
Child RestraintTotal			\$50,171.44	\$50,171.44
Paid Advertising				
	PM-2022-02-03-00	HSTD-CPS Paid Media	\$130,000.00	\$130,000.00
	PM-2022-PM-02-08	HSTD-Work Zone Paid Media	\$3,795.28	\$3,795.28
Paid AdvertisingTotal			\$133,795.28	\$133,795.28
Teen Safety Program				
	TSP-2022-14-01-00	HSTD-2022 402 Young Driver Coo	\$7,083.65	\$7,083.65
Teen Safety ProgramTotal			\$7,083.65	\$7,083.65
BIL NHTSA 402Total			\$7,261,943.38	\$915,255.97
BIL 154 Transfer Funds				
	ENF_AL-2022-AL-00-00	STATEWIDE-154 ALCOHOL ENFORCE	\$5,960,177.00	\$0.00
Alcohol EnforcementTotal			\$5,960,177.00	\$0.00
BIL 154 Transfer FundsTotal			\$5,960,177.00	\$0.00
BIL 405b OP Low				

Program Area	GTS Project	Description	Obligated	Expended
	M2X-2022-05-00-00	HSTD STATEWIDE 405b LOW	\$953,103.59	\$0.00
	405b OP LowTotal		\$953,103.59	\$0.00
BIL 405b OP LowTotal			\$953,103.59	\$0.00
BIL 405c Data Program				
	M3DA-2022-04-00-00	HSTD STATEWIDE 405c DATA PROGR	\$1,100,545.16	\$0.00
	405c Data ProgramTotal		\$1,100,545.16	\$0.00
BIL 405c Data ProgramTotal			\$1,100,545.16	\$0.00
BIL 405d Impaired Driving Mid				
	M5X-2022-03-00-00	HSTD STATEWIDE 405d IMPAIRED D	\$3,774,014.06	\$0.00
	405d Impaired Driving MidTotal		\$3,774,014.06	\$0.00
BIL 405d Impaired Driving MidTotal			\$3,774,014.06	\$0.00
BIL 405f Motorcycle Safety Programs				
	M11X-2022-12-01-00	HSTD 405f MOTORCYCLE TRAINING	\$117,926.60	\$0.00
	405f Motorcycle Safety ProgramsTotal		\$117,926.60	\$0.00
BIL 405f Motorcycle Safety ProgramsTotal			\$117,926.60	\$0.00
SUPPLEMENTAL BIL NHTSA 402				
	PT-2022-02-00-00	HSTD STATEWIDE POLICE TRAFFIC	\$0.00	\$0.00
	PT-2022-02-00-GO	STATEWIDE-402 POLICE TRAFFIC S	\$249,842.85	\$249,842.85
	PT-2022-02-F8-00	HSTD-2022 LETSAC Conference	\$2,685.44	\$2,685.44
	Police Traffic ServicesTotal		\$252,528.29	\$252,528.29
Community Traffic Safety Project				
	CP-2022-09-01-00	DCCCA-Booster to Belts	\$6,863.44	\$6,863.44
	CP-2022-09-02-00	Mercy Hospital-Child, Teen & N	\$532.93	\$532.93
	CP-2022-09-04-00	Cape Girardeau Safe Communitie	\$55,447.14	\$55,447.14
	CP-2022-09-07-00	HSTD-2022 Blueprint Coordinato	\$3,861.33	\$3,861.33
	CP-2022-09-08-00	Univ of MO Curators-ThinkFirst	\$38,987.49	\$38,987.49
	Community Traffic Safety ProjectTotal		\$105,692.33	\$105,692.33
Driver Licensing				
	DL-2022-02-01-00	Wash Univ-Rural Driving & Traf	\$35,401.87	\$35,401.87
	DL-2022-02-02-00	Wash Univ-Virtual Safe Driving	\$3,284.24	\$3,284.24
	Driver LicensingTotal		\$38,686.11	\$38,686.11
Roadway Safety				
	RS-2022-11-02-00	Univ of MO Curators-2022 Bluep	\$595.15	\$595.15
	RS-2022-11-03-00	HSTD-2022 402 Operations	\$8,208.33	\$8,208.33
	Roadway SafetyTotal		\$8,803.48	\$8,803.48
Safe Communities				
	SA-2022-09-01-00	St Joseph Safety/Health-Traffi	\$4,428.41	\$4,428.41

Program Area	GTS Project	Description	Obligated	Expended
	Safe CommunitiesTotal		\$4,428.41	\$4,428.41
Child Restraint				
	CR-2022-05-02-00	Perry Co Health Dept-CPS Progr	\$2,102.77	\$2,102.77
	CR-2022-05-06-00	Safety/Health Council Western	\$5,256.22	\$5,256.22
	Child RestraintTotal		\$7,358.99	\$7,358.99
Paid Advertising				
	PM-2022-02-04-00	HSTD-Creative Services	\$2,600.00	\$2,600.00
	Paid AdvertisingTotal		\$2,600.00	\$2,600.00
Teen Safety Program				
	TSP-2022-14-01-00	HSTD-2022 402 Young Driver Coo	\$7,083.66	\$7,083.66
	Teen Safety ProgramTotal		\$7,083.66	\$7,083.66
SUPPLEMENTAL BIL NHTSA 402Total			\$427,181.27	\$427,181.27
SUPPLEMENTAL BIL 405b OP Low				
	M2X-2022-05-00-00	HSTD STATEWIDE 405b LOW	\$62,312.86	\$0.00
	405b OP LowTotal		\$62,312.86	\$0.00
SUPPLEMENTAL BIL 405b OP LowTotal			\$62,312.86	\$0.00
SUPPLEMENTAL BIL 405c Data Program				
	M3DA-2022-04-00-00	HSTD STATEWIDE 405c DATA PROGR	\$71,952.43	\$0.00
	405c Data ProgramTotal		\$71,952.43	\$0.00
SUPPLEMENTAL BIL 405c Data ProgramTotal			\$71,952.43	\$0.00
SUPPLEMENTAL BIL 405d Impaired Driving Int				
	M7X-2022-03-00-00	SUPPLEMENTAL BIL 405d Impaired	\$247,441.21	\$0.00
	M7X-2022-03-00-00		\$247,441.21	\$0.00
405d Impaired Driving IntTotal			\$247,441.21	\$0.00
SUPPLEMENTAL BIL 405d Impaired Driving IntTotal (should be MID)			\$247,441.21	\$0.00
SUPPLEMENTAL BIL 405f Motorcycle Safety Programs				
	M11X-2022-12-01-00	HSTD 405f MOTORCYCLE TRAINING	\$7,709.91	\$0.00
	405f Motorcycle Safety ProgramsTotal		\$7,709.91	\$0.00
SUPPLEMENTAL BIL 405f Motorcycle Safety ProgramsTotal			\$7,709.91	\$0.00
NHTSATotal			\$38,310,657.82	\$18,554,865.38
Total			\$38,310,657.82	\$18,554,865.38

**APPENDIX B
SUBRECIPIENT CRASH STATISTICAL HISTORY**

Agency	Crash Type	Oct. 1, 2018 to Sept. 30, 2021	3 Year Average	Oct. 1, 2021 to Sept. 30, 2022	Oct. 1, 2018 to Sept. 30, 2021	3 Year Average	Oct. 1, 2021 to Sept. 30, 2022	Oct. 1, 2018 to Sept. 30, 2021	3 Year Average	Oct. 1, 2021 to Sept. 30, 2022
		Fatal Crashes	Fatal Crashes	Fatal Crashes	Serious Injury Crashes	Serious Injury Crashes	Serious Injury Crashes	Total Crashes	Total Crashes	Total Crashes
Arnold Police Dept.	Alcohol/Drug Involved	1	0.33	0	4	1.33	1	62	20.67	23
Arnold Police Dept.	Speed - Exceeded Limit	1	0.33	0	4	1.33	1	59	19.67	18
Arnold Police Dept.	Hazardous Moving Violations	3	1.00	1	18	6.00	7	1025	341.67	313
Ballwin Police Dept.	Alcohol/Drug Involved	1	0.33	0	2	0.67	0	33	11.00	8
Ballwin Police Dept.	Speed - Exceeded Limit	0	0.00	0	0	0.00	1	15	5.00	4
Ballwin Police Dept.	Hazardous Moving Violations	1	0.33	0	3	1.00	2	409	136.33	140
Belton Police Dept.	Alcohol/Drug Involved	1	0.33	0	3	1.00	0	69	23.00	14
Belton Police Dept.	Speed - Exceeded Limit	0	0.00	1	2	0.67	3	42	14.00	17
Belton Police Dept.	Hazardous Moving Violations	3	1.00	3	12	4.00	8	1201	400.33	396
Benton County Sheriff's Dept.	Alcohol/Drug Involved	7	2.33	0	9	3.00	5	46	15.33	16
Benton County Sheriff's Dept.	Speed - Exceeded Limit	1	0.33	0	0	0.00	0	4	1.33	1
Benton County Sheriff's Dept.	Hazardous Moving Violations	12	4.00	1	28	9.33	18	436	145.33	141
Blue Springs Police Dept.	Alcohol/Drug Involved	1	0.33	0	7	2.33	2	161	53.67	50
Blue Springs Police Dept.	Speed - Exceeded Limit	4	1.33	1	4	1.33	2	66	22.00	23
Blue Springs Police Dept.	Hazardous Moving Violations	7	2.33	1	20	6.67	8	1624	541.33	520
Bolivar Police Dept.	Alcohol/Drug Involved	0	0.00	0	0	0.00	0	16	5.33	2
Bolivar Police Dept.	Speed - Exceeded Limit	0	0.00	0	2	0.67	0	9	3.00	2
Bolivar Police Dept.	Hazardous Moving Violations	0	0.00	0	6	2.00	2	183	61.00	94
Boone County Sheriff's Dept.	Alcohol/Drug Involved	3	1.00	4	11	3.67	5	155	51.67	56
Boone County Sheriff's Dept.	Speed - Exceeded Limit	5	1.67	2	5	1.67	2	93	31.00	20
Boone County Sheriff's Dept.	Hazardous Moving Violations	13	4.33	8	40	13.33	22	1343	447.67	458
Branson Police Dept.	Alcohol/Drug Involved	1	0.33	2	7	2.33	3	73	24.33	30
Branson Police Dept.	Speed - Exceeded Limit	1	0.33	1	6	2.00	0	34	11.33	11
Branson Police Dept.	Hazardous Moving Violations	2	0.67	3	18	6.00	5	594	198.00	211
Branson West Police Dept.	Alcohol/Drug Involved	1	0.33	0	0	0.00	0	7	2.33	1
Branson West Police Dept.	Speed - Exceeded Limit	1	0.33	0	1	0.33	0	5	1.67	2
Branson West Police Dept.	Hazardous Moving Violations	2	0.67	0	2	0.67	0	108	36.00	36
Buchanan County Sheriff's Dept.	Alcohol/Drug Involved	4	1.33	2	6	2.00	4	59	19.67	21
Buchanan County Sheriff's Dept.	Speed - Exceeded Limit	0	0.00	0	4	1.33	3	36	12.00	6
Buchanan County Sheriff's Dept.	Hazardous Moving Violations	3	1.00	5	30	10.00	12	348	116.00	112
Buckner Police Dept.	Alcohol/Drug Involved	0	0.00	0	0	0.00	0	5	1.67	0
Buckner Police Dept.	Speed - Exceeded Limit	0	0.00	0	0	0.00	0	5	1.67	2
Buckner Police Dept.	Hazardous Moving Violations	0	0.00	0	0	0.00	0	24	8.00	4
Byrnes Mill Police Dept.	Alcohol/Drug Involved	1	0.33	1	1	0.33	0	11	3.67	7
Byrnes Mill Police Dept.	Speed - Exceeded Limit	1	0.33	0	3	1.00	0	18	6.00	5
Byrnes Mill Police Dept.	Hazardous Moving Violations	1	0.33	3	8	2.67	5	138	46.00	49
Callaway County Sheriff's Dept.	Alcohol/Drug Involved	5	1.67	0	12	4.00	0	120	40.00	42
Callaway County Sheriff's Dept.	Speed - Exceeded Limit	3	1.00	0	7	2.33	0	54	18.00	10
Callaway County Sheriff's Dept.	Hazardous Moving Violations	16	5.33	2	41	13.67	4	1150	383.33	365
Calverton Park Police Dept.	Alcohol/Drug Involved	0	0.00	0	1	0.33	0	4	1.33	0
Calverton Park Police Dept.	Speed - Exceeded Limit	0	0.00	0	0	0.00	0	3	1.00	0
Calverton Park Police Dept.	Hazardous Moving Violations	0	0.00	0	1	0.33	0	30	10.00	2
Camden County Sheriff's Office	Alcohol/Drug Involved	7	2.33	2	28	9.33	13	164	54.67	53
Camden County Sheriff's Office	Speed - Exceeded Limit	1	0.33	1	5	1.67	4	48	16.00	17
Camden County Sheriff's Office	Hazardous Moving Violations	20	6.67	5	48	16.00	21	590	196.67	165
Cameron Police Dept.	Alcohol/Drug Involved	0	0.00	0	1	0.33	1	13	4.33	2

Agency	Crash Type	Oct. 1, 2018 to Sept. 30, 2021	3 Year Average	Oct. 1, 2021 to Sept. 30, 2022	Oct. 1, 2018 to Sept. 30, 2021	3 Year Average	Oct. 1, 2021 to Sept. 30, 2022	Oct. 1, 2018 to Sept. 30, 2021	3 Year Average	Oct. 1, 2021 to Sept. 30, 2022
		Fatal Crashes	Fatal Crashes	Fatal Crashes	Serious Injury Crashes	Serious Injury Crashes	Serious Injury Crashes	Total Crashes	Total Crashes	Total Crashes
Cameron Police Dept.	Speed - Exceeded Limit	0	0.00	0	0	0.00	1	7	2.33	2
Cameron Police Dept.	Hazardous Moving Violations	2	0.67	0	4	1.33	2	185	61.67	52
Cape Girardeau County Sheriff's Office	Alcohol/Drug Involved	2	0.67	4	5	1.67	1	69	23.00	19
Cape Girardeau County Sheriff's Office	Speed - Exceeded Limit	1	0.33	0	0	0.00	1	3	1.00	8
Cape Girardeau County Sheriff's Office	Hazardous Moving Violations	11	3.67	5	1	0.33	10	605	201.67	190
Cape Girardeau Police Dept.	Alcohol/Drug Involved	0	0.00	0	5	1.67	0	149	49.67	37
Cape Girardeau Police Dept.	Speed - Exceeded Limit	2	0.67	1	3	1.00	2	44	14.67	23
Cape Girardeau Police Dept.	Hazardous Moving Violations	3	1.00	2	22	7.33	10	2387	795.67	719
Cartersville Police Dept.	Alcohol/Drug Involved	0	0.00	0	0	0.00	1	6	2.00	2
Cartersville Police Dept.	Speed - Exceeded Limit	0	0.00	0	0	0.00	0	5	1.67	1
Cartersville Police Dept.	Hazardous Moving Violations	1	0.33	0	0	0.00	1	32	10.67	13
Cass County Sheriff's Office	Alcohol/Drug Involved	10	3.33	2	17	5.67	6	97	32.33	32
Cass County Sheriff's Office	Speed - Exceeded Limit	7	2.33	0	4	1.33	3	60	20.00	17
Cass County Sheriff's Office	Hazardous Moving Violations	20	6.67	6	57	19.00	23	836	278.67	238
Chesterfield Police Dept.	Alcohol/Drug Involved	2	0.67	0	4	1.33	0	120	40.00	31
Chesterfield Police Dept.	Speed - Exceeded Limit	3	1.00	2	3	1.00	2	48	16.00	13
Chesterfield Police Dept.	Hazardous Moving Violations	4	1.33	2	15	5.00	5	1436	478.67	477
Chillicothe Police Dept.	Alcohol/Drug Involved	0	0.00	0	2	0.67	0	17	5.67	3
Chillicothe Police Dept.	Speed - Exceeded Limit	0	0.00	0	1	0.33	0	5	1.67	2
Chillicothe Police Dept.	Hazardous Moving Violations	1	0.33	1	7	2.33	2	151	50.33	57
Christian County Sheriff's Dept.	Alcohol/Drug Involved	6	2.00	1	11	3.67	3	122	40.67	18
Christian County Sheriff's Dept.	Speed - Exceeded Limit	2	0.67	0	1	0.33	0	22	7.33	4
Christian County Sheriff's Dept.	Hazardous Moving Violations	14	4.67	2	37	12.33	14	763	254.33	217
City of St. Louis Police Division	Alcohol/Drug Involved	4	1.33	1	20	6.67	4	255	85.00	64
City of St. Louis Police Division	Speed - Exceeded Limit	76	25.33	10	164	54.67	36	1742	580.67	431
City of St. Louis Police Division	Hazardous Moving Violations	106	35.33	21	364	121.33	132	13428	4476.00	4513
Clark County Sheriff's Office	Alcohol/Drug Involved	1	0.33	0	2	0.67	2	16	5.33	6
Clark County Sheriff's Office	Speed - Exceeded Limit	1	0.33	0	0	0.00	0	3	1.00	1
Clark County Sheriff's Office	Hazardous Moving Violations	2	0.67	1	16	5.33	6	125	41.67	36
Clay County Sheriff's Office	Alcohol/Drug Involved	2	0.67	1	6	2.00	2	68	22.67	27
Clay County Sheriff's Office	Speed - Exceeded Limit	2	0.67	0	7	2.33	2	55	18.33	12
Clay County Sheriff's Office	Hazardous Moving Violations	3	1.00	1	23	7.67	4	373	124.33	117
Clayton Police Dept.	Alcohol/Drug Involved	0	0.00	0	0	0.00	0	25	8.33	8
Clayton Police Dept.	Speed - Exceeded Limit	1	0.33	0	0	0.00	0	16	5.33	6
Clayton Police Dept.	Hazardous Moving Violations	1	0.33	0	5	1.67	4	556	185.33	217
Clinton County Sheriff's Office	Alcohol/Drug Involved	3	1.00	1	11	3.67	3	50	16.67	11
Clinton County Sheriff's Office	Speed - Exceeded Limit	0	0.00	2	3	1.00	0	11	3.67	7
Clinton County Sheriff's Office	Hazardous Moving Violations	5	1.67	3	25	8.33	3	276	92.00	70
Cole County Sheriff's Dept.	Alcohol/Drug Involved	1	0.33	1	7	2.33	3	68	22.67	20
Cole County Sheriff's Dept.	Speed - Exceeded Limit	2	0.67	3	2	0.67	1	15	5.00	4
Cole County Sheriff's Dept.	Hazardous Moving Violations	11	3.67	4	27	9.00	10	499	166.33	172
Columbia Police Dept.	Alcohol/Drug Involved	7	2.33	3	12	4.00	5	219	73.00	70
Columbia Police Dept.	Speed - Exceeded Limit	12	4.00	3	20	6.67	11	156	52.00	60
Columbia Police Dept.	Hazardous Moving Violations	17	5.67	4	44	14.67	23	1339	446.33	566
Cottleville Police Dept.	Alcohol/Drug Involved	1	0.33	0	3	1.00	0	29	9.67	6
Cottleville Police Dept.	Speed - Exceeded Limit	0	0.00	0	2	0.67	0	9	3.00	3

		Oct. 1, 2018 to Sept. 30, 2021	3 Year Average	Oct. 1, 2021 to Sept. 30, 2022	Oct. 1, 2018 to Sept. 30, 2021	3 Year Average	Oct. 1, 2021 to Sept. 30, 2022	Oct. 1, 2018 to Sept. 30, 2021	3 Year Average	Oct. 1, 2021 to Sept. 30, 2022
Agency	Crash Type	Fatal Crashes	Fatal Crashes	Fatal Crashes	Serious Injury Crashes	Serious Injury Crashes	Serious Injury Crashes	Total Crashes	Total Crashes	Total Crashes
Cottleville Police Dept.	Hazardous Moving Violations	1	0.33	0	5	1.67	0	197	65.67	54
Crawford County Sheriff's Dept.	Alcohol/Drug Involved	7	2.33	1	15	5.00	2	95	31.67	19
Crawford County Sheriff's Dept.	Speed - Exceeded Limit	3	1.00	0	4	1.33	0	33	11.00	10
Crawford County Sheriff's Dept.	Hazardous Moving Violations	11	3.67	4	23	7.67	4	384	128.00	122
Creve Coeur Police Dept.	Alcohol/Drug Involved	1	0.33	0	4	1.33	1	67	22.33	33
Creve Coeur Police Dept.	Speed - Exceeded Limit	0	0.00	0	3	1.00	0	15	5.00	7
Creve Coeur Police Dept.	Hazardous Moving Violations	1	0.33	0	9	3.00	1	1232	410.67	397
Crocker Police Dept.	Alcohol/Drug Involved	0	0.00	0	0	0.00	0	0	0.00	0
Crocker Police Dept.	Speed - Exceeded Limit	0	0.00	0	0	0.00	0	0	0.00	0
Crocker Police Dept.	Hazardous Moving Violations	0	0.00	0	0	0.00	0	0	0.00	1
Crystal City Police Dept.	Alcohol/Drug Involved	0	0.00	0	0	0.00	0	19	6.33	11
Crystal City Police Dept.	Speed - Exceeded Limit	0	0.00	0	0	0.00	1	6	2.00	2
Crystal City Police Dept.	Hazardous Moving Violations	0	0.00	0	1	0.33	1	105	35.00	42
Des Peres Dept. of Public Safety	Alcohol/Drug Involved	2	0.67	0	3	1.00	1	25	8.33	5
Des Peres Dept. of Public Safety	Speed - Exceeded Limit	1	0.33	0	2	0.67	0	14	4.67	4
Des Peres Dept. of Public Safety	Hazardous Moving Violations	3	1.00	0	12	4.00	2	655	218.33	223
Dexter Police Dept.	Alcohol/Drug Involved	0	0.00	0	1	0.33	0	17	5.67	14
Dexter Police Dept.	Hazardous Moving Violations	0	0.00	0	0	0.00	0	10	3.33	0
Dexter Police Dept.	Hazardous Moving Violations	0	0.00	1	4	1.33	1	169	56.33	42
Edgar Springs Police Dept.	Alcohol/Drug Involved	0	0.00	0	0	0.00	0	0	0.00	0
Edgar Springs Police Dept.	Speed - Exceeded Limit	0	0.00	0	0	0.00	0	1	0.33	0
Edgar Springs Police Dept.	Hazardous Moving Violations	0	0.00	0	0	0.00	0	3	1.00	0
Ellisville Police Dept.	Alcohol/Drug Involved	0	0.00	0	2	0.67	0	18	6.00	4
Ellisville Police Dept.	Speed - Exceeded Limit	0	0.00	0	2	0.67	0	8	2.67	1
Ellisville Police Dept.	Hazardous Moving Violations	0	0.00	0	5	1.67	0	355	118.33	124
Eureka Police Dept.	Alcohol/Drug Involved	2	0.67	0	0	0.00	0	24	8.00	6
Eureka Police Dept.	Speed - Exceeded Limit	0	0.00	0	0	0.00	0	7	2.33	8
Eureka Police Dept.	Hazardous Moving Violations	2	0.67	0	5	1.67	0	381	127.00	124
Excelsior Springs Police Dept.	Alcohol/Drug Involved	1	0.33	1	2	0.67	0	47	15.67	13
Excelsior Springs Police Dept.	Speed - Exceeded Limit	2	0.67	1	2	0.67	0	44	14.67	6
Excelsior Springs Police Dept.	Hazardous Moving Violations	2	0.67	1	5	1.67	0	190	63.33	45
Festus Police Dept.	Alcohol/Drug Involved	1	0.33	0	1	0.33	2	28	9.33	7
Festus Police Dept.	Speed - Exceeded Limit	0	0.00	0	1	0.33	1	13	4.33	5
Festus Police Dept.	Hazardous Moving Violations	1	0.33	0	10	3.33	3	406	135.33	141
Florissant Police Dept.	Alcohol/Drug Involved	3	1.00	1	8	2.67	1	127	42.33	32
Florissant Police Dept.	Speed - Exceeded Limit	1	0.33	3	9	3.00	2	173	57.67	56
Florissant Police Dept.	Hazardous Moving Violations	4	1.33	4	23	7.67	9	1771	590.33	613
Franklin County Sheriff's Dept.	Alcohol/Drug Involved	17	5.67	2	26	8.67	11	245	81.67	76
Franklin County Sheriff's Dept.	Speed - Exceeded Limit	7	2.33	2	6	2.00	2	72	24.00	11
Franklin County Sheriff's Dept.	Hazardous Moving Violations	35	11.67	9	115	38.33	34	1717	572.33	432
Fredericktown Police Dept.	Alcohol/Drug Involved	1	0.33	1	0	0.00	0	7	2.33	3
Fredericktown Police Dept.	Speed - Exceeded Limit	0	0.00	0	0	0.00	0	3	1.00	2
Fredericktown Police Dept.	Hazardous Moving Violations	0	0.00	0	0	0.00	0	51	17.00	31
Gladstone Dept. of Public Safety	Alcohol/Drug Involved	0	0.00	0	6	2.00	1	58	19.33	14
Gladstone Dept. of Public Safety	Speed - Exceeded Limit	1	0.33	0	3	1.00	2	28	9.33	8
Gladstone Dept. of Public Safety	Hazardous Moving Violations	1	0.33	0	19	6.33	5	580	193.33	193

		Oct. 1, 2018 to Sept. 30, 2021	3 Year Average	Oct. 1, 2021 to Sept. 30, 2022	Oct. 1, 2018 to Sept. 30, 2021	3 Year Average	Oct. 1, 2021 to Sept. 30, 2022	Oct. 1, 2018 to Sept. 30, 2021	3 Year Average	Oct. 1, 2021 to Sept. 30, 2022
Agency	Crash Type	Fatal Crashes	Fatal Crashes	Fatal Crashes	Serious Injury Crashes	Serious Injury Crashes	Serious Injury Crashes	Total Crashes	Total Crashes	Total Crashes
Glendale Police Dept.	Alcohol/Drug Involved	0	0.00	0	2	0.67	0	2	0.67	2
Glendale Police Dept.	Speed - Exceeded Limit	0	0.00	0	1	0.33	0	5	1.67	0
Glendale Police Dept.	Hazardous Moving Violations	0	0.00	0	2	0.67	2	75	25.00	29
Grain Valley Police Dept.	Alcohol/Drug Involved	0	0.00	0	1	0.33	1	25	8.33	15
Grain Valley Police Dept.	Speed - Exceeded Limit	0	0.00	0	0	0.00	0	21	7.00	8
Grain Valley Police Dept.	Hazardous Moving Violations	0	0.00	0	1	0.33	1	176	58.67	85
Grandview Police Dept.	Alcohol/Drug Involved	1	0.33	1	8	2.67	1	89	29.67	28
Grandview Police Dept.	Speed - Exceeded Limit	0	0.00	1	7	2.33	3	67	22.33	22
Grandview Police Dept.	Hazardous Moving Violations	1	0.33	1	15	5.00	4	713	237.67	204
Greene County Sheriff's Office	Alcohol/Drug Involved	12	4.00	1	12	4.00	4	196	65.33	49
Greene County Sheriff's Office	Speed - Exceeded Limit	7	2.33	3	8	2.67	0	63	21.00	19
Greene County Sheriff's Office	Hazardous Moving Violations	25	8.33	6	59	19.67	12	1369	456.33	410
Greenwood Police Dept.	Alcohol/Drug Involved	0	0.00	0	0	0.00	0	13	4.33	0
Greenwood Police Dept.	Speed - Exceeded Limit	0	0.00	0	0	0.00	0	7	2.33	2
Greenwood Police Dept.	Hazardous Moving Violations	0	0.00	0	0	0.00	0	17	5.67	5
Hazelwood Police Dept.	Alcohol/Drug Involved	4	1.33	0	4	1.33	1	46	15.33	22
Hazelwood Police Dept.	Speed - Exceeded Limit	3	1.00	0	9	3.00	1	135	45.00	61
Hazelwood Police Dept.	Hazardous Moving Violations	7	2.33	0	25	8.33	6	1433	477.67	549
Henry County Sheriff's Office	Alcohol/Drug Involved	0	0.00	0	3	1.00	2	37	12.33	12
Henry County Sheriff's Office	Speed - Exceeded Limit	0	0.00	0	1	0.33	2	10	3.33	9
Henry County Sheriff's Office	Hazardous Moving Violations	5	1.67	1	8	2.67	8	260	86.67	65
Highway Safety & Traffic Division										
Houston Police Dept.	Alcohol/Drug Involved	0	0.00	0	2	0.67	1	6	2.00	6
Houston Police Dept.	Speed - Exceeded Limit	0	0.00	0	1	0.33	0	2	0.67	1
Houston Police Dept.	Hazardous Moving Violations	0	0.00	0	3	1.00	0	43	14.33	23
Howell County Sheriff's Dept.	Alcohol/Drug Involved	3	1.00	0	15	5.00	5	73	24.33	27
Howell County Sheriff's Dept.	Speed - Exceeded Limit	1	0.33	0	8	2.67	1	26	8.67	2
Howell County Sheriff's Dept.	Hazardous Moving Violations	7	2.33	1	54	18.00	18	495	165.00	178
Independence Police Dept.	Alcohol/Drug Involved	8	2.67	3	47	15.67	15	483	161.00	122
Independence Police Dept.	Speed - Exceeded Limit	11	3.67	6	33	11.00	21	360	120.00	147
Independence Police Dept.	Hazardous Moving Violations	21	7.00	8	144	48.00	40	3654	1218.00	1176
Jackson County Sheriff's Office	Alcohol/Drug Involved	3	1.00	0	7	2.33	4	59	19.67	24
Jackson County Sheriff's Office	Speed - Exceeded Limit	5	1.67	1	9	3.00	3	92	30.67	19
Jackson County Sheriff's Office	Hazardous Moving Violations	7	2.33	1	25	8.33	8	422	140.67	106
Jackson Police Dept.	Alcohol/Drug Involved	0	0.00	0	0	0.00	0	31	10.33	15
Jackson Police Dept.	Speed - Exceeded Limit	0	0.00	0	0	0.00	1	9	3.00	5
Jackson Police Dept.	Hazardous Moving Violations	1	0.33	0	5	1.67	2	419	139.67	152
Jasper County Sheriff's Office	Alcohol/Drug Involved	6	2.00	0	11	3.67	1	107	35.67	39
Jasper County Sheriff's Office	Speed - Exceeded Limit	4	1.33	0	4	1.33	2	34	11.33	13
Jasper County Sheriff's Office	Hazardous Moving Violations	13	4.33	4	27	9.00	18	830	276.67	297
Jefferson City Police Dept.	Alcohol/Drug Involved	0	0.00	1	10	3.33	1	179	59.67	45
Jefferson City Police Dept.	Speed - Exceeded Limit	0	0.00	0	4	1.33	2	32	10.67	15
Jefferson City Police Dept.	Hazardous Moving Violations	4	1.33	1	13	4.33	9	1424	474.67	459
Jefferson County Sheriff's Office	Alcohol/Drug Involved	39	13.00	1	35	11.67	15	585	195.00	166
Jefferson County Sheriff's Office	Speed - Exceeded Limit	6	2.00	3	22	7.33	3	181	60.33	37
Jefferson County Sheriff's Office	Hazardous Moving Violations	66	22.00	16	160	53.33	41	3571	1190.33	1039

		Oct. 1, 2018 to Sept. 30, 2021	3 Year Average	Oct. 1, 2021 to Sept. 30, 2022	Oct. 1, 2018 to Sept. 30, 2021	3 Year Average	Oct. 1, 2021 to Sept. 30, 2022	Oct. 1, 2018 to Sept. 30, 2021	3 Year Average	Oct. 1, 2021 to Sept. 30, 2022
Agency	Crash Type	Fatal Crashes	Fatal Crashes	Fatal Crashes	Serious Injury Crashes	Serious Injury Crashes	Serious Injury Crashes	Total Crashes	Total Crashes	Total Crashes
Johnson County Sheriff's Dept.	Alcohol/Drug Involved	3	1.00	0	16	5.33	9	120	40.00	44
Johnson County Sheriff's Dept.	Speed - Exceeded Limit	3	1.00	1	6	2.00	6	36	12.00	17
Johnson County Sheriff's Dept.	Hazardous Moving Violations	15	5.00	6	60	20.00	35	857	285.67	266
Joplin Police Dept.	Alcohol/Drug Involved	3	1.00	2	10	3.33	1	172	57.33	48
Joplin Police Dept.	Speed - Exceeded Limit	6	2.00	1	2	0.67	5	90	30.00	28
Joplin Police Dept.	Hazardous Moving Violations	10	3.33	4	21	7.00	19	1834	611.33	696
Kansas City MO Board of Police Cor	Alcohol/Drug Involved	33	11.00	4	102	34.00	25	1771	590.33	551
Kansas City MO Board of Police Cor	Speed - Exceeded Limit	59	19.67	18	137	45.67	46	1436	478.67	454
Kansas City MO Board of Police Cor	Hazardous Moving Violations	171	57.00	44	441	147.00	153	17264	5754.67	6144
Kearney Police Dept.	Alcohol/Drug Involved	0	0.00	0	1	0.33	0	24	8.00	4
Kearney Police Dept.	Speed - Exceeded Limit	0	0.00	0	1	0.33	0	16	5.33	2
Kearney Police Dept.	Hazardous Moving Violations	1	0.33	0	7	2.33	0	267	89.00	79
Kennett Police Dept.	Alcohol/Drug Involved	0	0.00	0	2	0.67	1	24	8.00	10
Kennett Police Dept.	Speed - Exceeded Limit	0	0.00	0	4	1.33	0	12	4.00	5
Kennett Police Dept.	Hazardous Moving Violations	2	0.67	0	12	4.00	2	140	46.67	57
Kirkwood Police Dept.	Alcohol/Drug Involved	0	0.00	1	1	0.33	2	49	16.33	15
Kirkwood Police Dept.	Speed - Exceeded Limit	1	0.33	1	1	0.33	1	24	8.00	11
Kirkwood Police Dept.	Hazardous Moving Violations	4	1.33	1	8	2.67	1	777	259.00	288
Lake Lotawana Police Dept.	Alcohol/Drug Involved	1	0.33	0	1	0.33	0	8	2.67	2
Lake Lotawana Police Dept.	Speed - Exceeded Limit	0	0.00	0	1	0.33	1	5	1.67	6
Lake Lotawana Police Dept.	Hazardous Moving Violations	0	0.00	0	1	0.33	1	57	19.00	30
Lake St Louis Police Dept.	Alcohol/Drug Involved	4	1.33	1	3	1.00	1	62	20.67	19
Lake St Louis Police Dept.	Speed - Exceeded Limit	0	0.00	1	2	0.67	1	33	11.00	7
Lake St Louis Police Dept.	Hazardous Moving Violations	4	1.33	1	11	3.67	6	892	297.33	342
Lamar Police Dept.	Alcohol/Drug Involved	0	0.00	0	0	0.00	0	7	2.33	1
Lamar Police Dept.	Speed - Exceeded Limit	0	0.00	0	0	0.00	0	1	0.33	0
Lamar Police Dept.	Hazardous Moving Violations	0	0.00	0	1	0.33	0	42	14.00	6
Lawrence County Sheriff's Dept.	Alcohol/Drug Involved	6	2.00	3	5	1.67	4	56	18.67	17
Lawrence County Sheriff's Dept.	Speed - Exceeded Limit	4	1.33	0	0	0.00	0	16	5.33	2
Lawrence County Sheriff's Dept.	Hazardous Moving Violations	12	4.00	5	30	10.00	8	498	166.00	155
Lee's Summit Police Dept.	Alcohol/Drug Involved	4	1.33	0	9	3.00	3	223	74.33	71
Lee's Summit Police Dept.	Speed - Exceeded Limit	3	1.00	1	9	3.00	3	106	35.33	33
Lee's Summit Police Dept.	Hazardous Moving Violations	8	2.67	2	38	12.67	16	2957	985.67	957
Liberty Police Dept.	Alcohol/Drug Involved	1	0.33	0	5	1.67	0	94	31.33	28
Liberty Police Dept.	Speed - Exceeded Limit	2	0.67	1	4	1.33	0	41	13.67	15
Liberty Police Dept.	Hazardous Moving Violations	2	0.67	1	20	6.67	8	1129	376.33	353
Licking Police Dept.	Alcohol/Drug Involved	0	0.00	0	0	0.00	0	5	1.67	0
Licking Police Dept.	Speed - Exceeded Limit	0	0.00	0	0	0.00	0	4	1.33	1
Licking Police Dept.	Hazardous Moving Violations	0	0.00	0	0	0.00	0	16	5.33	2
Lincoln County Sheriff's Dept.	Alcohol/Drug Involved	10	3.33	5	12	4.00	5	114	38.00	35
Lincoln County Sheriff's Dept.	Speed - Exceeded Limit	4	1.33	2	11	3.67	1	83	27.67	16
Lincoln County Sheriff's Dept.	Hazardous Moving Violations	20	6.67	9	48	16.00	10	657	219.00	209
Livingston County Sheriff's Dept.	Alcohol/Drug Involved	2	0.67	0	3	1.00	0	17	5.67	4
Livingston County Sheriff's Dept.	Speed - Exceeded Limit	1	0.33	0	0	0.00	0	7	2.33	2
Livingston County Sheriff's Dept.	Hazardous Moving Violations	2	0.67	0	7	2.33	1	154	51.33	32
Macon Police Dept.	Alcohol/Drug Involved	0	0.00	0	0	0.00	0	11	3.67	2

		Oct. 1, 2018 to Sept. 30, 2021	3 Year Average		Oct. 1, 2021 to Sept. 30, 2022	Oct. 1, 2018 to Sept. 30, 2021	3 Year Average		Oct. 1, 2021 to Sept. 30, 2022	Oct. 1, 2018 to Sept. 30, 2021	3 Year Average		Oct. 1, 2021 to Sept. 30, 2022
Agency	Crash Type	Fatal Crashes	Fatal Crashes	Fatal Crashes	Serious Injury Crashes	Serious Injury Crashes	Serious Injury Crashes	Total Crashes	Total Crashes	Total Crashes	Total Crashes	Total Crashes	Total Crashes
Macon Police Dept.	Speed - Exceeded Limit	0	0.00	0	1	0.33	0	7	2.33	2			
Macon Police Dept.	Hazardous Moving Violations	1	0.33	0	4	1.33	2	153	51.00	42			
Malden Police Dept.	Alcohol/Drug Involved	0	0.00	1	0	0.00	0	2	0.67	3			
Malden Police Dept.	Speed - Exceeded Limit	0	0.00	0	0	0.00	1	6	2.00	2			
Malden Police Dept.	Hazardous Moving Violations	2	0.67	0	0	0.00	1	40	13.33	17			
Manchester Police Dept.	Alcohol/Drug Involved	1	0.33	0	1	0.33	0	31	10.33	8			
Manchester Police Dept.	Speed - Exceeded Limit	0	0.00	0	1	0.33	0	19	6.33	3			
Manchester Police Dept.	Hazardous Moving Violations	1	0.33	0	7	2.33	3	572	190.67	190			
Maries County Sheriff's Dept.	Alcohol/Drug Involved	2	0.67	0	1	0.33	2	24	8.00	7			
Maries County Sheriff's Dept.	Speed - Exceeded Limit	0	0.00	0	2	0.67	0	4	1.33	1			
Maries County Sheriff's Dept.	Hazardous Moving Violations	9	3.00	0	8	2.67	8	190	63.33	56			
Marshall Police Dept.	Alcohol/Drug Involved	0	0.00	0	0	0.00	0	11	3.67	10			
Marshall Police Dept.	Speed - Exceeded Limit	0	0.00	0	1	0.33	0	23	7.67	12			
Marshall Police Dept.	Hazardous Moving Violations	0	0.00	0	3	1.00	0	136	45.33	53			
Maryland Heights Police Dept.	Alcohol/Drug Involved	0	0.00	1	7	2.33	1	138	46.00	26			
Maryland Heights Police Dept.	Speed - Exceeded Limit	0	0.00	0	8	2.67	0	72	24.00	21			
Maryland Heights Police Dept.	Hazardous Moving Violations	3	1.00	1	38	12.67	7	1620	540.00	499			
Miller County Sheriff's Dept.	Alcohol/Drug Involved	5	1.67	0	9	3.00	2	90	30.00	24			
Miller County Sheriff's Dept.	Speed - Exceeded Limit	1	0.33	0	1	0.33	0	9	3.00	3			
Miller County Sheriff's Dept.	Hazardous Moving Violations	11	3.67	2	16	5.33	11	465	155.00	130			
Missouri Division of Alcohol and Tobacco Control													
Missouri State Highway Patrol													
Moberly Police Dept.	Alcohol/Drug Involved	0	0.00	0	0	0.00	0	31	10.33	8			
Moberly Police Dept.	Speed - Exceeded Limit	0	0.00	0	0	0.00	1	18	6.00	3			
Moberly Police Dept.	Hazardous Moving Violations	2	0.67	0	3	1.00	4	276	92.00	83			
Morgan County Sheriff's Office	Alcohol/Drug Involved	5	1.67	2	11	3.67	2	90	30.00	17			
Morgan County Sheriff's Office	Speed - Exceeded Limit	0	0.00	1	1	0.33	0	9	3.00	3			
Morgan County Sheriff's Office	Hazardous Moving Violations	7	2.33	6	34	11.33	9	350	116.67	131			
Mountain View Police Dept.	Alcohol/Drug Involved	1	0.33	0	0	0.00	0	7	2.33	1			
Mountain View Police Dept.	Speed - Exceeded Limit	1	0.33	0	1	0.33	0	4	1.33	0			
Mountain View Police Dept.	Hazardous Moving Violations	1	0.33	0	1	0.33	0	20	6.67	5			
Neosho Police Dept.	Alcohol/Drug Involved	0	0.00	1	3	1.00	3	36	12.00	22			
Neosho Police Dept.	Speed - Exceeded Limit	0	0.00	1	2	0.67	1	13	4.33	5			
Neosho Police Dept.	Hazardous Moving Violations	2	0.67	2	8	2.67	6	401	133.67	102			
Nevada Police Dept.	Alcohol/Drug Involved	0	0.00	0	6	2.00	2	33	11.00	8			
Nevada Police Dept.	Speed - Exceeded Limit	0	0.00	0	2	0.67	1	15	5.00	3			
Nevada Police Dept.	Hazardous Moving Violations	1	0.33	0	5	1.67	2	167	55.67	60			
Newton County Sheriff's Office	Alcohol/Drug Involved	11	3.67	1	7	2.33	7	119	39.67	40			
Newton County Sheriff's Office	Speed - Exceeded Limit	3	1.00	1	1	0.33	1	20	6.67	15			
Newton County Sheriff's Office	Hazardous Moving Violations	12	4.00	11	52	17.33	13	753	251.00	233			
Nixa Police Dept.	Alcohol/Drug Involved	0	0.00	0	0	0.00	1	27	9.00	17			
Nixa Police Dept.	Speed - Exceeded Limit	0	0.00	1	0	0.00	1	9	3.00	8			
Nixa Police Dept.	Hazardous Moving Violations	0	0.00	1	9	3.00	6	315	105.00	119			
Normandy Police Dept.	Alcohol/Drug Involved	0	0.00	0	4	1.33	2	24	8.00	11			
Normandy Police Dept.	Speed - Exceeded Limit	0	0.00	0	2	0.67	4	18	6.00	16			
Normandy Police Dept.	Hazardous Moving Violations	0	0.00	0	6	2.00	5	138	46.00	69			

		Oct. 1, 2018 to Sept. 30, 2021	3 Year Average	Oct. 1, 2021 to Sept. 30, 2022	Oct. 1, 2018 to Sept. 30, 2021	3 Year Average	Oct. 1, 2021 to Sept. 30, 2022	Oct. 1, 2018 to Sept. 30, 2021	3 Year Average	Oct. 1, 2021 to Sept. 30, 2022
Agency	Crash Type	Fatal Crashes	Fatal Crashes	Fatal Crashes	Serious Injury Crashes	Serious Injury Crashes	Serious Injury Crashes	Total Crashes	Total Crashes	Total Crashes
O'Fallon Police Dept.	Alcohol/Drug Involved	1	0.33	0	6	2.00	2	186	62.00	76
O'Fallon Police Dept.	Speed - Exceeded Limit	2	0.67	0	7	2.33	2	90	30.00	41
O'Fallon Police Dept.	Hazardous Moving Violations	5	1.67	0	29	9.67	8	2237	745.67	739
Oak Grove Police Dept.	Alcohol/Drug Involved	0	0.00	0	2	0.67	0	22	7.33	8
Oak Grove Police Dept.	Speed - Exceeded Limit	1	0.33	0	0	0.00	0	17	5.67	1
Oak Grove Police Dept.	Hazardous Moving Violations	1	0.33	0	2	0.67	0	134	44.67	39
Olivette Police Dept.	Alcohol/Drug Involved	0	0.00	0	1	0.33	1	11	3.67	2
Olivette Police Dept.	Speed - Exceeded Limit	0	0.00	0	1	0.33	1	6	2.00	2
Olivette Police Dept.	Hazardous Moving Violations	0	0.00	0	5	1.67	3	319	106.33	88
Oronogo Police Dept.	Alcohol/Drug Involved	0	0.00	0	1	0.33	0	2	0.67	0
Oronogo Police Dept.	Speed - Exceeded Limit	0	0.00	0	1	0.33	0	3	1.00	0
Oronogo Police Dept.	Hazardous Moving Violations	1	0.33	0	1	0.33	0	8	2.67	3
Osage Beach Police Dept.	Alcohol/Drug Involved	0	0.00	0	3	1.00	1	51	17.00	16
Osage Beach Police Dept.	Speed - Exceeded Limit	0	0.00	0	0	0.00	5	8	2.67	7
Osage Beach Police Dept.	Hazardous Moving Violations	1	0.33	0	10	3.33	8	293	97.67	109
Osage County Sheriff's Office	Alcohol/Drug Involved	1	0.33	0	4	1.33	0	29	9.67	6
Osage County Sheriff's Office	Speed - Exceeded Limit	0	0.00	0	0	0.00	0	2	0.67	3
Osage County Sheriff's Office	Hazardous Moving Violations	5	1.67	0	13	4.33	5	242	80.67	76
Overland Police Dept.	Alcohol/Drug Involved	1	0.33	1	1	0.33	3	63	21.00	28
Overland Police Dept.	Speed - Exceeded Limit	1	0.33	0	5	1.67	2	132	44.00	27
Overland Police Dept.	Hazardous Moving Violations	1	0.33	0	0	0.00	12	991	330.33	320
Ozark Police Dept.	Alcohol/Drug Involved	0	0.00	1	2	0.67	2	38	12.67	17
Ozark Police Dept.	Speed - Exceeded Limit	0	0.00	2	5	1.67	2	22	7.33	14
Ozark Police Dept.	Hazardous Moving Violations	1	0.33	2	14	4.67	5	547	182.33	171
Pettis County Sheriff's Office	Alcohol/Drug Involved	6	2.00	0	6	2.00	0	61	20.33	23
Pettis County Sheriff's Office	Speed - Exceeded Limit	2	0.67	0	1	0.33	0	33	11.00	11
Pettis County Sheriff's Office	Hazardous Moving Violations	11	3.67	0	22	7.33	3	448	149.33	122
Pevely Police Dept.	Alcohol/Drug Involved	1	0.33	0	2	0.67	1	15	5.00	9
Pevely Police Dept.	Speed - Exceeded Limit	1	0.33	0	1	0.33	1	17	5.67	5
Pevely Police Dept.	Hazardous Moving Violations	2	0.67	0	8	2.67	4	353	117.67	127
Phelps County Sheriff's Dept.	Alcohol/Drug Involved	5	1.67	1	8	2.67	2	60	20.00	29
Phelps County Sheriff's Dept.	Speed - Exceeded Limit	1	0.33	1	2	0.67	1	14	4.67	5
Phelps County Sheriff's Dept.	Hazardous Moving Violations	12	4.00	6	33	11.00	13	643	214.33	224
Platte County Sheriff's Office	Alcohol/Drug Involved	3	1.00	2	5	1.67	3	75	25.00	39
Platte County Sheriff's Office	Speed - Exceeded Limit	2	0.67	0	5	1.67	1	52	17.33	19
Platte County Sheriff's Office	Hazardous Moving Violations	7	2.33	0	16	5.33	5	581	193.67	183
Pleasant Hill Police Dept.	Alcohol/Drug Involved	0	0.00	0	4	1.33	0	29	9.67	8
Pleasant Hill Police Dept.	Speed - Exceeded Limit	0	0.00	0	3	1.00	0	11	3.67	5
Pleasant Hill Police Dept.	Hazardous Moving Violations	1	0.33	1	9	3.00	0	101	33.67	30
Pleasant Valley Police Dept.	Alcohol/Drug Involved	0	0.00	0	2	0.67	0	11	3.67	3
Pleasant Valley Police Dept.	Speed - Exceeded Limit	0	0.00	0	1	0.33	0	7	2.33	5
Pleasant Valley Police Dept.	Hazardous Moving Violations	0	0.00	0	3	1.00	0	151	50.33	55
Potosi Police Dept.	Alcohol/Drug Involved	0	0.00	0	0	0.00	0	16	5.33	2
Potosi Police Dept.	Speed - Exceeded Limit	0	0.00	0	1	0.33	0	13	4.33	4
Potosi Police Dept.	Hazardous Moving Violations	0	0.00	1	3	1.00	0	101	33.67	25
Pulaski County Sheriff's Office	Alcohol/Drug Involved	2	0.67	1	9	3.00	5	80	26.67	33

Agency	Crash Type	Oct. 1, 2018 to Sept. 30, 2021	3 Year Average		Oct. 1, 2021 to Sept. 30, 2022	Oct. 1, 2018 to Sept. 30, 2021	3 Year Average		Oct. 1, 2021 to Sept. 30, 2022	Oct. 1, 2018 to Sept. 30, 2021	3 Year Average		Oct. 1, 2021 to Sept. 30, 2022
		Fatal Crashes	Fatal Crashes	Fatal Crashes	Serious Injury Crashes	Serious Injury Crashes	Serious Injury Crashes	Total Crashes	Total Crashes	Total Crashes			
Pulaski County Sheriff's Office	Speed - Exceeded Limit	0	0.00	0	1	0.33	0	7	2.33	4			
Pulaski County Sheriff's Office	Hazardous Moving Violations	3	1.00	0	24	8.00	14	360	120.00	137			
Raymore Police Dept.	Alcohol/Drug Involved	0	0.00	0	3	1.00	0	34	11.33	7			
Raymore Police Dept.	Speed - Exceeded Limit	0	0.00	0	2	0.67	1	19	6.33	2			
Raymore Police Dept.	Hazardous Moving Violations	0	0.00	0	4	1.33	3	227	75.67	93			
Raytown Police Dept.	Alcohol/Drug Involved	1	0.33	1	5	1.67	1	106	35.33	29			
Raytown Police Dept.	Speed - Exceeded Limit	1	0.33	0	10	3.33	2	68	22.67	14			
Raytown Police Dept.	Hazardous Moving Violations	2	0.67	1	24	8.00	5	544	181.33	187			
Republic Police Dept.	Alcohol/Drug Involved	0	0.00	1	4	1.33	0	63	21.00	15			
Republic Police Dept.	Speed - Exceeded Limit	1	0.33	1	1	0.33	2	19	6.33	9			
Republic Police Dept.	Hazardous Moving Violations	1	0.33	1	4	1.33	3	237	79.00	84			
Richmond Heights Police Dept.	Alcohol/Drug Involved	0	0.00	0	2	0.67	1	32	10.67	6			
Richmond Heights Police Dept.	Speed - Exceeded Limit	0	0.00	1	0	0.00	2	27	9.00	10			
Richmond Heights Police Dept.	Hazardous Moving Violations	2	0.67	1	13	4.33	12	1249	416.33	473			
Ripley County Sheriff's Dept.	Alcohol/Drug Involved	0	0.00	1	2	0.67	1	34	11.33	14			
Ripley County Sheriff's Dept.	Speed - Exceeded Limit	1	0.33	1	0	0.00	0	4	1.33	3			
Ripley County Sheriff's Dept.	Hazardous Moving Violations	5	1.67	2	16	5.33	5	226	75.33	65			
Rock Hill Police Dept.	Alcohol/Drug Involved	0	0.00	0	0	0.00	0	1	0.33	1			
Rock Hill Police Dept.	Speed - Exceeded Limit	0	0.00	0	1	0.33	0	7	2.33	3			
Rock Hill Police Dept.	Hazardous Moving Violations	0	0.00	0	2	0.67	0	43	14.33	23			
Rogersville Police Dept.	Alcohol/Drug Involved	0	0.00	0	1	0.33	0	11	3.67	1			
Rogersville Police Dept.	Speed - Exceeded Limit	0	0.00	0	1	0.33	1	8	2.67	3			
Rogersville Police Dept.	Hazardous Moving Violations	1	0.33	1	5	1.67	2	114	38.00	39			
Rolla Police Dept.	Alcohol/Drug Involved	0	0.00	0	1	0.33	4	54	18.00	27			
Rolla Police Dept.	Speed - Exceeded Limit	0	0.00	0	6	2.00	0	28	9.33	11			
Rolla Police Dept.	Hazardous Moving Violations	1	0.33	2	18	6.00	11	1108	369.33	379			
Sedalia Police Dept.	Alcohol/Drug Involved	1	0.33	0	4	1.33	1	90	30.00	25			
Sedalia Police Dept.	Speed - Exceeded Limit	1	0.33	2	4	1.33	1	59	19.67	10			
Sedalia Police Dept.	Hazardous Moving Violations	3	1.00	2	21	7.00	3	979	326.33	238			
Seneca Police Dept.	Alcohol/Drug Involved	0	0.00	0	0	0.00	0	8	2.67	0			
Seneca Police Dept.	Speed - Exceeded Limit	0	0.00	0	0	0.00	0	4	1.33	1			
Seneca Police Dept.	Hazardous Moving Violations	0	0.00	1	0	0.00	0	21	7.00	6			
Shrewsbury Police Dept.	Alcohol/Drug Involved	0	0.00	2	0	0.00	0	12	4.00	5			
Shrewsbury Police Dept.	Speed - Exceeded Limit	1	0.33	0	1	0.33	1	9	3.00	4			
Shrewsbury Police Dept.	Hazardous Moving Violations	1	0.33	2	1	0.33	1	184	61.33	73			
Smithville Police Dept.	Alcohol/Drug Involved	1	0.33	0	2	0.67	3	24	8.00	21			
Smithville Police Dept.	Speed - Exceeded Limit	0	0.00	1	1	0.33	3	6	2.00	6			
Smithville Police Dept.	Hazardous Moving Violations	2	0.67	1	3	1.00	3	149	49.67	31			
Sparta Police Dept.	Alcohol/Drug Involved	0	0.00	0	0	0.00	0	2	0.67	0			
Sparta Police Dept.	Speed - Exceeded Limit	0	0.00	0	0	0.00	0	3	1.00	0			
Sparta Police Dept.	Hazardous Moving Violations	0	0.00	0	0	0.00	0	15	5.00	2			
Springfield Police Dept.	Alcohol/Drug Involved	6	2.00	4	37	12.33	19	862	287.33	238			
Springfield Police Dept.	Speed - Exceeded Limit	16	5.33	7	44	14.67	13	403	134.33	119			
Springfield Police Dept.	Hazardous Moving Violations	28	9.33	10	141	47.00	46	4457	1485.67	1518			
St. Charles City Police Dept.	Alcohol/Drug Involved	2	0.67	0	19	6.33	5	312	104.00	105			
St. Charles City Police Dept.	Speed - Exceeded Limit	1	0.33	0	11	3.67	2	120	40.00	41			

Agency	Crash Type	Oct. 1, 2018 to Sept. 30, 2021	3 Year Average	Oct. 1, 2021 to Sept. 30, 2022	Oct. 1, 2018 to Sept. 30, 2021	3 Year Average	Oct. 1, 2021 to Sept. 30, 2022	Oct. 1, 2018 to Sept. 30, 2021	3 Year Average	Oct. 1, 2021 to Sept. 30, 2022
		Fatal Crashes	Fatal Crashes	Fatal Crashes	Serious Injury Crashes	Serious Injury Crashes	Serious Injury Crashes	Total Crashes	Total Crashes	Total Crashes
St. Charles City Police Dept.	Hazardous Moving Violations	3	1.00	1	45	15.00	11	2686	895.33	913
St. Charles County Police Department	Alcohol/Drug Involved	10	3.33	1	21	7.00	4	230	76.67	62
St. Charles County Police Department	Speed - Exceeded Limit	4	1.33	2	18	6.00	9	123	41.00	32
St. Charles County Police Department	Hazardous Moving Violations	20	6.67	8	73	24.33	25	1424	474.67	421
St. Clair Police Dept.	Alcohol/Drug Involved	1	0.33	1	4	1.33	1	32	10.67	6
St. Clair Police Dept.	Speed - Exceeded Limit	0	0.00	0	6	2.00	0	19	6.33	7
St. Clair Police Dept.	Hazardous Moving Violations	2	0.67	2	14	4.67	3	283	94.33	82
St. John Police Dept.	Alcohol/Drug Involved	0	0.00	0	2	0.67	1	35	11.67	10
St. John Police Dept.	Speed - Exceeded Limit	1	0.33	0	4	1.33	0	28	9.33	12
St. John Police Dept.	Hazardous Moving Violations	1	0.33	0	8	2.67	2	179	59.67	98
St. Joseph Police Dept.	Alcohol/Drug Involved	6	2.00	3	17	5.67	2	337	112.33	85
St. Joseph Police Dept.	Speed - Exceeded Limit	8	2.67	5	21	7.00	4	156	52.00	53
St. Joseph Police Dept.	Hazardous Moving Violations	12	4.00	7	63	21.00	14	2692	897.33	412
St. Louis County Police Dept.	Alcohol/Drug Involved	17	5.67	2	39	13.00	16	624	208.00	189
St. Louis County Police Dept.	Speed - Exceeded Limit	23	7.67	6	45	15.00	14	611	203.67	209
St. Louis County Police Dept.	Hazardous Moving Violations	35	11.67	13	172	57.33	72	10081	3360.33	3319
St. Peters Police Dept.	Alcohol/Drug Involved	1	0.33	2	10	3.33	2	211	70.33	60
St. Peters Police Dept.	Speed - Exceeded Limit	5	1.67	2	7	2.33	1	114	38.00	28
St. Peters Police Dept.	Hazardous Moving Violations	9	3.00	4	25	8.33	0	2189	729.67	645
St. Robert Police Dept.	Alcohol/Drug Involved	0	0.00	0	2	0.67	0	47	15.67	15
St. Robert Police Dept.	Speed - Exceeded Limit	0	0.00	0	4	1.33	0	23	7.67	4
St. Robert Police Dept.	Hazardous Moving Violations	2	0.67	0	11	3.67	0	400	133.33	129
Steelville Police Dept.	Alcohol/Drug Involved	0	0.00	0	0	0.00	0	2	0.67	0
Steelville Police Dept.	Speed - Exceeded Limit	0	0.00	0	1	0.33	0	11	3.67	2
Steelville Police Dept.	Hazardous Moving Violations	0	0.00	0	1	0.33	0	28	9.33	7
Stone County Sheriff's Office	Alcohol/Drug Involved	4	1.33	2	14	4.67	4	118	39.33	32
Stone County Sheriff's Office	Speed - Exceeded Limit	2	0.67	0	1	0.33	1	21	7.00	6
Stone County Sheriff's Office	Hazardous Moving Violations	11	3.67	6	61	20.33	22	698	232.67	219
Sugar Creek Police Dept.	Alcohol/Drug Involved	0	0.00	0	0	0.00	1	17	5.67	5
Sugar Creek Police Dept.	Speed - Exceeded Limit	1	0.33	1	2	0.67	2	25	8.33	11
Sugar Creek Police Dept.	Hazardous Moving Violations	1	0.33	1	4	1.33	0	80	26.67	24
Sullivan Police Dept.	Alcohol/Drug Involved	3	1.00	0	0	0.00	0	23	7.67	11
Sullivan Police Dept.	Speed - Exceeded Limit	1	0.33	0	0	0.00	0	4	1.33	2
Sullivan Police Dept.	Hazardous Moving Violations	2	0.67	0	0	0.00	0	161	53.67	53
Texas County Sheriff's Office	Alcohol/Drug Involved	3	1.00	6	6	2.00	5	69	23.00	24
Texas County Sheriff's Office	Speed - Exceeded Limit	0	0.00	4	0	0.00	1	5	1.67	6
Texas County Sheriff's Office	Hazardous Moving Violations	9	3.00	12	36	12.00	6	448	149.33	140
Town & Country Police Dept.	Alcohol/Drug Involved	2	0.67	0	4	1.33	1	75	25.00	23
Town & Country Police Dept.	Speed - Exceeded Limit	4	1.33	0	0	0.00	2	18	6.00	7
Town & Country Police Dept.	Hazardous Moving Violations	6	2.00	0	12	4.00	0	1104	368.00	367
Troy Police Dept.	Alcohol/Drug Involved	1	0.33	0	1	0.33	0	24	8.00	12
Troy Police Dept.	Speed - Exceeded Limit	2	0.67	0	1	0.33	0	21	7.00	3
Troy Police Dept.	Hazardous Moving Violations	3	1.00	1	3	1.00	0	235	78.33	74
Union Police Dept.	Alcohol/Drug Involved	0	0.00	0	3	1.00	0	51	17.00	14
Union Police Dept.	Speed - Exceeded Limit	1	0.33	0	4	1.33	1	26	8.67	3
Union Police Dept.	Hazardous Moving Violations	3	1.00	0	11	3.67	0	379	126.33	127

		Oct. 1, 2018 to Sept. 30, 2021	3 Year Average	Oct. 1, 2021 to Sept. 30, 2022	Oct. 1, 2018 to Sept. 30, 2021	3 Year Average	Oct. 1, 2021 to Sept. 30, 2022	Oct. 1, 2018 to Sept. 30, 2021	3 Year Average	Oct. 1, 2021 to Sept. 30, 2022
Agency	Crash Type	Fatal Crashes	Fatal Crashes	Fatal Crashes	Serious Injury Crashes	Serious Injury Crashes	Serious Injury Crashes	Total Crashes	Total Crashes	Total Crashes
University City Police Dept.	Alcohol/Drug Involved	0	0.00	0	4	1.33	1	57	19.00	6
University City Police Dept.	Speed - Exceeded Limit	0	0.00	0	2	0.67	0	30	10.00	7
University City Police Dept.	Hazardous Moving Violations	0	0.00	0	4	1.33	0	325	108.33	53
Van Buren Police Dept.	Alcohol/Drug Involved	0	0.00	0	0	0.00	0	2	0.67	0
Van Buren Police Dept.	Speed - Exceeded Limit	0	0.00	0	0	0.00	0	0	0.00	0
Van Buren Police Dept.	Hazardous Moving Violations	0	0.00	0	0	0.00	0	2	0.67	2
Vernon County Sheriff's Office	Alcohol/Drug Involved	2	0.67	0	2	0.67	2	22	7.33	6
Vernon County Sheriff's Office	Speed - Exceeded Limit	3	1.00	1	2	0.67	1	6	2.00	2
Vernon County Sheriff's Office	Hazardous Moving Violations	5	1.67	4	18	6.00	9	200	66.67	70
Vinita Park Police Dept.	Alcohol/Drug Involved	1	0.33	0	0	0.00	0	5	1.67	2
Vinita Park Police Dept.	Speed - Exceeded Limit	2	0.67	0	0	0.00	0	11	3.67	6
Vinita Park Police Dept.	Hazardous Moving Violations	2	0.67	0	1	0.33	0	58	19.33	31
Washington County Sheriff's Office	Alcohol/Drug Involved	5	1.67	6	14	4.67	4	60	20.00	22
Washington County Sheriff's Office	Speed - Exceeded Limit	1	0.33	0	2	0.67	0	14	4.67	5
Washington County Sheriff's Office	Hazardous Moving Violations	13	4.33	4	42	14.00	11	296	98.67	73
Washington Police Dept.	Alcohol/Drug Involved	1	0.33	1	1	0.33	1	71	23.67	24
Washington Police Dept.	Speed - Exceeded Limit	1	0.33	0	2	0.67	0	22	7.33	3
Washington Police Dept.	Hazardous Moving Violations	1	0.33	0	8	2.67	0	565	188.33	172
Wayne County Sheriff's Office	Alcohol/Drug Involved	1	0.33	1	2	0.67	1	36	12.00	11
Wayne County Sheriff's Office	Speed - Exceeded Limit	0	0.00	0	0	0.00	0	0	0.00	0
Wayne County Sheriff's Office	Hazardous Moving Violations	6	2.00	4	1	0.33	8	322	107.33	97
Waynesville Police Dept.	Alcohol/Drug Involved	1	0.33	0	3	1.00	0	39	13.00	7
Waynesville Police Dept.	Speed - Exceeded Limit	0	0.00	0	1	0.33	0	9	3.00	2
Waynesville Police Dept.	Hazardous Moving Violations	2	0.67	0	5	1.67	0	175	58.33	53
Webb City Police Dept.	Alcohol/Drug Involved	0	0.00	0	2	0.67	0	50	16.67	10
Webb City Police Dept.	Speed - Exceeded Limit	0	0.00	0	1	0.33	0	38	12.67	8
Webb City Police Dept.	Hazardous Moving Violations	0	0.00	0	2	0.67	0	386	128.67	162
Webster County Sheriff's Dept.	Alcohol/Drug Involved	5	1.67	1	13	4.33	1	87	29.00	13
Webster County Sheriff's Dept.	Speed - Exceeded Limit	2	0.67	0	0	0.00	0	10	3.33	2
Webster County Sheriff's Dept.	Hazardous Moving Violations	11	3.67	1	29	9.67	9	547	182.33	140
Webster Groves Police Dept.	Alcohol/Drug Involved	0	0.00	0	1	0.33	1	37	12.33	12
Webster Groves Police Dept.	Speed - Exceeded Limit	0	0.00	0	2	0.67	3	28	9.33	15
Webster Groves Police Dept.	Hazardous Moving Violations	1	0.33	0	7	2.33	0	410	136.67	173
Wentzville Police Dept.	Alcohol/Drug Involved	3	1.00	0	3	1.00	4	101	33.67	24
Wentzville Police Dept.	Speed - Exceeded Limit	2	0.67	0	3	1.00	1	40	13.33	11
Wentzville Police Dept.	Hazardous Moving Violations	6	2.00	0	13	4.33	0	1242	414.00	444
West Plains Police Dept.	Alcohol/Drug Involved	0	0.00	0	2	0.67	1	40	13.33	8
West Plains Police Dept.	Speed - Exceeded Limit	0	0.00	0	0	0.00	2	19	6.33	10
West Plains Police Dept.	Hazardous Moving Violations	2	0.67	1	4	1.33	0	405	135.00	169

**APPENDIX C
PROJECT SUMMARIES and PROJECTS NOT STARTED
FY22**

***Commercial Motor
Vehicles***

N/A				
-----	--	--	--	--

***Communications
(Media)***

Agency	Project Number	Title	Award Amount	Result
Highway Safety and Traffic Division	22-154-AL-082	Impaired Driving Paid Media	\$800,000.00	This funding was used for educational information used in paid media ads to promote drugged driving awareness. Campaigns supported in this project were March Impaired (11,515,639 impressions), Drive Sober Get Pulled Over (30,973,776 imp.), Holiday Impaired (17,503,944 imp.), and Super Bowl (4,864,102 imp.). July Impaired was originally in this project and then taken out since the SMZ summer series included impaired driving. The funding from July Impaired was added to the DSGPO efforts.

Highway Safety and Traffic Division	22-154-AL-083	Alliance Sport Marketing - Motorsport	\$80,000.00	Alliance provided impaired driving messaging and education targeting all drivers and motorcycle riders at 13 Motorsport venues across the state. Venues include Lake Ozark Speedway, Moka Dragway, Monett Motor Speedway, Springfield Raceway, Doe Run Raceway, Ozark Raceway Park, Federated Auto Raceway I-55, St. Francois County Raceway, Legit Speedway Park. Sweet Springs Motorsports, I-35 Speedway, Central Missouri Speedway and Lucas Oil Speedway.
Highway Safety and Traffic Division	22-M2PE-05-001	CIOT & Teen Seat Belt Paid Media	\$300,000.00	This funding was used for educational information used in paid media ads to promote seat belt usage during the national CIOT campaign. There were 11,729,189 impressions during this campaign. This funding was also used for ads to promote teen seat belt education. There were 9,341,110 impressions during this campaign.

Highway Safety and Traffic Division	22-M5PEM-03-001	Drugged Driving Paid Media	\$800,000.00	This funding was used for educational information used in paid media ads to promote drugged driving awareness. Campaigns supported in this project were March Impaired (11,515,639 impressions), Drive Sober Get Pulled Over (30,973,776 imp.), Holiday Impaired (17,503,944 imp.), Super Bowl (4,864,102 imp.), and 420 Awareness (15,049,864). July Impaired was originally in this project and then taken out since the SMZ summer series included impaired driving. The funding from July Impaired was added to the DSGPO efforts.
Highway Safety and Traffic Division	22-PM-02-001	Bike/Pedestrian Paid Media	\$0.00	Due to changing our media plan and doing a Show Me Zero Summer Safety Series which includes bike/ped, it wasn't necessary to have a stand alone project for Bike/Ped so this project award amount was reduced to \$0. Moved 50K to SMZ (22-PM-02-009) Moved 30K to CPS (22-PM-02-003) Moved 20K to Alliance (22-PM-02-010)
Highway Safety and Traffic Division	22-PM-02-003	CPS Paid Media	\$130,000.00	This funding was used for educational information used in paid media ads to promote child passenger safety. There were 7,069,590 impressions during this campaign.
Highway Safety and Traffic Division	22-PM-02-004	Creative Services	\$70,000.00	This funding was used for public information outsourced creative services such as graphics, video and radio production of paid media ads.

Highway Safety and Traffic Division	22-PM-02-005	Farm Safety Paid Media	\$29,893.51	This funding was used for education and information use in paid media ads to promote farm safety. There was a spring and fall flight. There were 1,614,992 impressions during both campaigns combined.
Highway Safety and Traffic Division	22-PM-02-006	Older Driver Paid Media	\$48,878.04	This funding was used for education and information use in paid media ads to promote the aging road user awareness campaign. There were 2,546,133 impressions during this campaign.
Highway Safety and Traffic Division	22-PM-02-007	Speed Paid Media	\$149,975.81	This funding was used for education and information use in paid media ads to promote speed awareness. There were 8,970,509 impressions during this campaign.
Highway Safety and Traffic Division	22-PM-02-008	Work Zone Paid Media	\$99,950.56	This funding was used for education and information use in paid media ads to promote work zone safety. There were 8,439,381 impressions during this campaign.

Highway Safety and Traffic Division	22-PM-02-009	Show-Me Zero & BUPD Paid Media	\$426,302.08	<p>This funding was used for educational information used in paid media ads to promote BUPD during BUPD day/week. There were 12,051,820 BUPD impressions. This funding was also used for the SMZ Spring Series during the Chief's playoffs and SMZ Summer Series efforts. The summer series included a SMZ Summer SMZ Anthem, and education focused around Bike/Ped, Motorcycle Awareness, Occupant Protection, Distracted Driving and Impaired Driving. There were 76,696,533 impressions during the SMZ Spring and Summer Series Campaigns. This funding was also utilized for sequential SMZ billboards, ads on the weather channel app and Waze.</p>
Highway Safety and Traffic Division	22-PM-02-010	Motorcycle Safety - Alliance Sports Mktg	\$70,000.00	<p>Alliance provided watch for motorcycles messaging and education at 20 motorcycle rallies/events across the state. Some events lasted several days. Events included Thursday Night Thunder, Hootontown Motorcycle Rally, Annual 2 Rocks Motorcycle Rally, Mid-America Motorcycle Rally, Birthplace of Route 66 Festival, St. Charles Annual Poker Run, CMA State Rally, Jeff Williams KC Swap Meet, Bikefest Lake of the Ozarks, and Brothers of the Third Wheel.</p>

Highway Safety and Traffic Division	22-PM-02-011	Motorcycle Awareness Paid Media	\$0.00	Due to changing our media plan and doing a Show Me Zero Summer Safety Series which includes motorcycle awareness, we removed this stand alone project for Motorcycle Awareness so this project award amount was reduced to \$0. The funding was added to the SMZ project (22-PM-02-009) A motorcycle awareness campaign was completed in May but funding (\$20,000.00) came for the Public Information and Education funds. There were 1,778,060 impressions during this campaign.
-------------------------------------	--------------	---------------------------------	--------	--

Impaired Driving (Drug and Alcohol)

Enforcement - 405d Group

Agency	Project Number	Title	Award Amount	Result
Belton Police Dept.	22-M5HVE-03-014	Impaired Driving Enforcement	\$7,000.00	Greenwood PD 22-M5HVE-03-016: Project Director and Chief resigned. Oak Grove 22-M5HVE-03-023: Agency faced manpower issues.
Boone County Sheriff's Office	22-M5HVE-03-002	Dedicated Impaired Driving Enforcement	\$65,589.00	
Boone County Sheriff's Office	22-M5HVE-03-003	Impaired Driving Enforcement	\$10,968.00	
Cape Girardeau County Sheriff's Office	22-M5HVE-03-013	DWI Saturation Enforcement	\$1,680.00	
Columbia Police Dept.	22-M5HVE-03-004	Dedicated Impaired Driving Enforcement	\$87,517.60	
Grandview Police Dept.	22-M5HVE-03-015	Impaired Driving Enforcement	\$13,600.00	
Greene County Sheriff's Office	22-M5HVE-03-005	Impaired Driving Enforcement	\$68,000.00	
Greenwood Police Dept.	22-M5HVE-03-016	Impaired Driving Enforcement	\$7,120.00	

Highway Safety and Traffic Division	22-M5HVE-03-017	Statewide 405d Impaired Driving	\$144,600.00
Jackson County Sheriff's Office	22-M5HVE-03-018	Impaired Driving Enforcement	\$28,500.00
Johnson County Sheriff's Dept.	22-M5HVE-03-019	Impaired Driving Enforcement	\$7,900.00
Kearney Police Dept.	22-M5HVE-03-020	Impaired Driving Enforcement	\$3,875.00
Lamar Police Dept.	22-M5HVE-03-006	Impaired Driving Enforcement	\$4,620.00
Lee's Summit Police Dept.	22-M5HVE-03-021	Impaired Driving Enforcement	\$31,500.00
MO Div. of Alcohol and Tobacco Control	22-M5TR-03-003	Alcohol Safety Awareness & Prevention	\$290,000.00
Mountain View Police Dept.	22-M5HVE-03-022	Impaired Driving Enforcement	\$2,500.00
Normandy Police Dept.	22-M5HVE-03-026	DWI Saturation Enforcement	\$3,000.00
Oak Grove Police Dept.	22-M5HVE-03-023	Impaired Driving Enforcement	\$3,880.00
Osage County Sheriff's Office	22-M5HVE-03-007	Impaired Driving Enforcement	\$6,000.00
Pettis County Sheriff's Office	22-M5HVE-03-024	Impaired Driving Enforcement	\$5,650.00
Platte County Sheriff's Office	22-M5HVE-03-025	Impaired Driving Enforcement	\$40,000.00
Smithville Police Dept.	22-M5HVE-03-027	DWI Saturation Enforcement	\$2,228.00
Springfield Police Dept.	22-M5HVE-03-008	Impaired Driving Enforcement	\$137,400.00
St. John Police Dept.	22-M5HVE-03-028	Impaired Driving Enforcement	\$8,000.00
St. Louis County Police Dept.	22-M5HVE-03-029	Dedicated Impaired Enforcement Unit	\$102,531.69
Union Police Dept.	22-M5HVE-03-030	Impaired Driving Enforcement	\$10,300.00

Normandy PD 22-M5HVE-03-026: The agency lost several officers early in the year so elected to not return the signed contract due to manpower issues.

St. John PD 22-M5HVE-03-028: The agency had ongoing manpower issues and was only able to use a small percentage of the grant budget.

Citations/Arrests

DWI
880

MIP
314

Open Container
9

Warnings

MIP 58

Total Violations
6670

Total Stops
9012

Hours Worked
19,434

Vernon County Sheriff's Office	22-M5HVE-03-009	DWI Saturation Enforcement	\$6,250.00
Washington Police Dept.	22-M5HVE-03-010	DWI Saturation Enforcement	\$5,500.00
Waynesville Police Dept.	22-M5HVE-03-011	Impaired Driving Enforcement	\$7,300.00
Webb City Police Dept.	22-M5HVE-03-012	Impaired Driving Enforcement	\$21,032.00

Enforcement - 154 Group

Agency	Project Number	Title	Award Amount	Result
Arnold Police Dept.	22-154-AL-048	DWI Saturation Enforcement	\$14,500.00	
Arnold Police Dept.	22-154-AL-049	Youth Alcohol Enforcement	\$6,500.00	
Ballwin Police Dept.	22-154-AL-053	DWI Saturation Enforcement	\$4,500.00	
Ballwin Police Dept.	22-154-AL-054	Youth Alcohol Enforcement	\$3,500.00	
Benton County Sheriff's Office	22-154-AL-001	DWI Saturation Enforcement	\$2,500.00	
Blue Springs Police Dept.	22-154-AL-061	DWI Saturation Enforcement	\$7,000.00	
Bolivar Police Dept.	22-154-AL-002	DWI Saturation Enforcement	\$5,000.00	
Branson Police Dept.	22-154-AL-003	DWI Saturation Enforcement	\$6,000.00	
Branson Police Dept.	22-154-AL-004	Youth Alcohol Enforcement	\$4,500.00	
Branson West Police Dept.	22-154-AL-005	DWI Saturation Enforcement	\$5,000.00	
Buckner Police Dept.	22-154-AL-062	DWI Saturation Enforcement	\$3,000.00	
Calverton Park Police Dept.	22-154-AL-050	DWI Saturation Enforcement	\$2,160.00	
Camden County Sheriff's Office	22-154-AL-006	DWI Saturation Enforcement	\$9,510.00	
Camden County Sheriff's Office	22-154-AL-007	Dedicated Impaired Driving Enforcement	\$136,482.18	

Cape Girardeau Police Dept.	22-154-AL-051	DWI Saturation Enforcement	\$8,593.75
Cartersville Police Dept.	22-154-AL-008	DWI Saturation Enforcement	\$7,000.00
Cass County Sheriff's Office	22-154-AL-067	DWI Saturation Enforcement	\$9,000.00
Chesterfield Police Dept.	22-154-AL-052	DWI Saturation Enforcement	\$12,000.00
Christian County Sheriff's Office	22-154-AL-009	DWI Saturation Enforcement	\$6,858.66
Christian County Sheriff's Office	22-154-AL-010	Youth Alcohol Enforcement	\$2,405.00
City of St. Louis Police Division	22-154-AL-055	DWI Saturation Enforcement	\$50,000.00
Clark County Sheriff's Office	22-154-AL-056	DWI Saturation Enforcement	\$4,000.00
Clay County Sheriff's Office	22-154-AL-069	Dedicated Impaired Driving Enforcement	\$363,000.00
Clay County Sheriff's Office	22-154-AL-070	Youth Alcohol Enforcement	\$6,000.00
Clay County Sheriff's Office	22-154-AL-071	DWI Saturation Enforcement	\$7,500.00
Clayton Police Dept.	22-154-AL-057	DWI Saturation Enforcement	\$2,240.00
Cole County Sheriff's Dept.	22-154-AL-011	DWI Saturation Enforcement	\$6,500.00
Columbia Police Dept.	22-154-AL-012	Youth Alcohol Enforcement	\$24,400.00
Columbia Police Dept.	22-154-AL-115	DWI Saturation Enforcement	\$10,000.00
Cottleville Police Dept.	22-154-AL-058	DWI Saturation Enforcement	\$2,000.00
Crawford County Sheriff's Dept.	22-154-AL-013	DWI Saturation Enforcement	\$2,500.00
Creve Coeur Police Dept.	22-154-AL-059	Dedicated Impaired Driving Enforcement	\$54,320.00
Crocker Police Dept.	22-154-AL-014	DWI Saturation Enforcement	\$7,200.00
Crystal City Police Dept.	22-154-AL-060	Youth Alcohol Enforcement	\$5,000.00

Ellisville Police Dept.	22-154-AL-063	DWI Saturation Enforcement	\$3,500.00
Eureka Police Dept.	22-154-AL-064	DWI Saturation Enforcement	\$3,500.00
Eureka Police Dept.	22-154-AL-065	Youth Alcohol Enforcement	\$2,500.00
Florissant Police Dept.	22-154-AL-066	DWI Saturation Enforcement	\$7,000.00
Franklin County Sheriff's Office	22-154-AL-015	Youth Alcohol Enforcement	\$9,000.00
Franklin County Sheriff's Office	22-154-AL-016	DWI Saturation Enforcement	\$35,000.00
Franklin County Sheriff's Office	22-154-AL-017	Dedicated Impaired Driving Enforcement	\$315,239.73
Gladstone Dept. of Public Safety	22-154-AL-072	Youth Alcohol Enforcement	\$5,000.00
Gladstone Dept. of Public Safety	22-154-AL-073	DWI Saturation Enforcement	\$6,000.00
Grain Valley Police Dept.	22-154-AL-074	DWI Saturation Enforcement	\$1,680.00
Grandview Police Dept.	22-154-AL-075	Youth Alcohol Enforcement	\$3,820.00
Greene County Sheriff's Office	22-154-AL-018	Dedicated Impaired Driving Enforcement	\$199,517.17
Greene County Sheriff's Office	22-154-AL-019	Youth Alcohol Enforcement	\$75,000.00
Hazelwood Police Dept.	22-154-AL-068	BAT Van Operations	\$3,000.00
Hazelwood Police Dept.	22-154-AL-077	Youth Alcohol Enforcement	\$8,640.00
Hazelwood Police Dept.	22-154-AL-078	DWI Saturation Enforcement	\$13,220.00
Highway Safety and Traffic Division	22-154-AL-076	Statewide 154 Impaired Driving	\$156,750.00
Houston Police Dept.	22-154-AL-079	DWI Saturation Enforcement	\$6,000.00
Independence Police Dept.	22-154-AL-084	DWI Saturation Enf/Youth Alcohol Enf	\$547,500.00
Jackson County Sheriff's Office	22-154-AL-088	Dedicated Impaired Driving Enforcement	\$380,064.41
Jackson Police Dept.	22-154-AL-080	DWI Saturation Enforcement	\$5,250.00

Buckner PD 22-154-AL-062: Agency had manpower problems but multiple attempts to contact agency went unanswered.

Ollivette PD 22-154-109: Agency had major turnover and were unable to get officers to work the project.

Neosho PD 22-154-AL-028: Agency experienced major turnover and is no longer participating in enforcement projects.

Jasper County Sheriff's Office	22-154-AL-020	DWI Sat and Youth Alcohol Enforcement	\$10,000.00
Jefferson City Police Dept.	22-154-AL-021	DWI Saturation Enforcement	\$25,000.00
Jefferson County Sheriff's Office	22-154-AL-081	DWI Saturation Enforcement	\$132,000.00
Jefferson County Sheriff's Office	22-154-AL-085	Dedicated Impaired Driving Enforcement	\$260,671.81
Jefferson County Sheriff's Office	22-154-AL-086	Youth Alcohol Enforcement	\$180,000.00
Joplin Police Dept.	22-154-AL-022	DWI Saturation Enforcement	\$7,700.00
Joplin Police Dept.	22-154-AL-023	Dedicated Impaired Driving Enforcement	\$113,000.00
Kansas City MO Board of Police Commissioners	22-154-AL-090	DWI Saturation Enforcement	\$231,820.00
Kansas City MO Board of Police Commissioners	22-154-AL-091	Youth Alcohol Enforcement	\$30,000.00
Kansas City MO Board of Police Commissioners	22-154-AL-092	Dedicated Impaired Driving Enforcement	\$65,056.32
Kennett Police Dept.	22-154-AL-087	DWI Saturation Enforcement	\$14,000.00
Lake St. Louis Police Dept.	22-154-AL-089	DWI Saturation Enforcement	\$5,000.00
Lawrence County Sheriff's Dept.	22-154-AL-024	DWI Saturation Enforcement	\$10,358.50
Liberty Police Dept.	22-154-AL-093	DWI Saturation Enforcement	\$3,075.12
Licking Police Dept.	22-154-AL-095	DWI Saturation Enforcement	\$5,000.00
Livingston County Sheriff's Dept.	22-154-AL-094	DWI Saturation Enforcement	\$5,000.00
Macon Police Dept.	22-154-AL-096	DWI Saturation Enforcement	\$4,000.00
Manchester Police Dept.	22-154-AL-097	DWI Saturation Enforcement	\$4,000.00

Pevely PD 22-154-116 had major turnover in the agency.

Pulaski County SO 22-154-AL-037: Project Director indicated there was no staff available for the enforcement overtime.

Washington County SO 22-154-AL-044: After several attempts to contact the Project Director regarding vouchers, Program Managers contacted the Authorizing Official, but no response from either.

Citations/Arrests

DWI
3,071

MIP
264

Open Containers
38

Compliance Checks
3,498

Warnings

MIP 66

Total Violations
24,482

Maryland Heights Police Dept.	22-154-AL-098	DWI Saturation Enforcement	\$3,737.50
Maryland Heights Police Dept.	22-154-AL-099	Youth Alcohol Enforcement	\$8,050.00
MO State Highway Patrol	22-154-AL-025	DWI Saturation Enforcement - Targeted	\$170,920.00
MO State Highway Patrol	22-154-AL-026	DWI Saturation Enforcement	\$173,497.50
Moberly Police Dept.	22-154-AL-100	DWI Saturation Enforcement	\$2,500.00
Morgan County Sheriff's Office	22-154-AL-027	DWI Saturation Enforcement	\$3,500.00
Neosho Police Dept.	22-154-AL-028	DWI Saturation Enforcement	\$4,725.00
Nevada Police Dept.	22-154-AL-029	DWI Saturation Enforcement	\$5,120.00
Newton County Sheriff's Office	22-154-AL-030	DWI Saturation Enforcement	\$8,500.00
Nixa Police Dept.	22-154-AL-031	DWI Saturation Enforcement	\$5,500.00
O'Fallon Police Dept.	22-154-AL-106	DWI Saturation Enforcement	\$25,000.00
O'Fallon Police Dept.	22-154-AL-107	Youth Alcohol Enforcement	\$7,500.00
Olivette Police Dept.	22-154-AL-109	DWI Saturation Enforcement	\$2,500.00
Oronogo Police Department	22-154-AL-032	DWI Saturation Enforcement	\$4,500.00
Osage Beach Police Department	22-154-AL-033	DWI Saturation Enforcement	\$3,600.00
Overland Police Dept.	22-154-AL-114	DWI Saturation Enforcement	\$5,000.00
Ozark Police Dept.	22-154-AL-034	DWI Saturation Enforcement	\$4,000.00
Pevely Police Dept.	22-154-AL-116	DWI Saturation Enforcement	\$3,000.00
Phelps County Sheriff's Dept.	22-154-AL-035	DWI Saturation Enforcement	\$10,000.00

Total Stops
38,532

Hours Worked
65,171

Platte County Sheriff's Office	22-154-AL-101	Dedicated Impaired Driving Enforcement	\$130,928.50
Pleasant Hill Police Dept.	22-154-AL-102	DWI Saturation Enforcement	\$4,000.00
Potosi Police Dept.	22-154-AL-036	DWI Saturation Enforcement	\$7,500.00
Pulaski County Sheriff's Office	22-154-AL-037	DWI Saturation Enforcement	\$4,000.00
Raymore Police Dept.	22-154-AL-105	DWI Saturation Enforcement	\$7,500.00
Republic Police Dept.	22-154-AL-038	DWI Saturation Enforcement	\$6,000.00
Rogersville Police Dept.	22-154-AL-039	DWI Saturation Enforcement	\$15,185.00
Rogersville Police Dept.	22-154-AL-040	Youth Alcohol Enforcement	\$3,200.00
Rolla Police Dept.	22-154-AL-041	DWI Saturation Enforcement	\$16,000.00
Sedalia Police Dept.	22-154-AL-108	DWI Saturation Enforcement	\$5,250.00
Springfield Police Dept.	22-154-AL-042	Youth Alcohol Enforcement	\$29,150.00
St. Charles City Police Dept.	22-154-AL-117	DWI Saturation Enforcement	\$28,000.00
St. Charles City Police Dept.	22-154-AL-118	Youth Alcohol Enforcement	\$2,500.00
St. Clair Police Dept.	22-154-AL-119	DWI Saturation Enforcement	\$7,296.00
St. Joseph Police Dept.	22-154-AL-110	Youth Alcohol Enforcement	\$46,140.00
St. Joseph Police Dept.	22-154-AL-112	DWI Saturation Enforcement	\$2,760.00
St. Louis County Police Dept.	22-154-AL-120	DWI Saturation Enforcement	\$35,000.00
St. Peters Police Dept.	22-154-AL-121	DWI Saturation Enforcement	\$30,494.10
St. Robert Police Dept.	22-154-AL-043	DWI Saturation Enforcement	\$4,145.96
Sugar Creek Police Dept.	22-154-AL-113	Youth Alcohol Enforcement	\$2,000.00

Sullivan Police Dept.	22-154-AL-122	DWI Saturation Enforcement	\$6,000.00
Troy Police Dept.	22-154-AL-123	DWI Saturation Enforcement	\$6,000.00
University City Police Dept.	22-154-AL-124	DWI Saturation Enforcement	\$5,616.00
Washington County Sheriff's Office	22-154-AL-044	DWI Saturation Enforcement	\$3,000.00
Washington Police Dept.	22-154-AL-045	Youth Alcohol Enforcement	\$4,000.00
Webster County Sheriff's Office	22-154-AL-046	DWI Saturation Enforcement	\$13,600.00
Webster County Sheriff's Office	22-154-AL-047	Youth Alcohol Enforcement	\$3,400.00
Webster Groves Police Dept.	22-154-AL-125	DWI Saturation Enforcement	\$5,000.00
Wentzville Police Dept.	22-154-AL-126	Youth Alcohol Enforcement	\$4,500.00
Wentzville Police Dept.	22-154-AL-127	DWI Saturation Enforcement	\$10,000.00
West Plains Police Dept.	22-154-AL-128	DWI Saturation Enforcement	\$4,000.00
Winfield Police Dept.	22-154-AL-129	DWI Saturation Enforcement	\$3,000.00

Missouri Safety Center	22-154-AL-104	Enforcement - Drive Sober Campaign	\$458,429.97	<p>This funding is used to provide DWI enforcement funding to law enforcement agencies statewide during the Holiday DWI Enforcement Campaign, St. Patrick's Day DWI Enforcement Campaign, Youth Alcohol Enforcement Campaign, Independence Day DWI Enforcement Campaign, & Drive Sober or Get Pulled Over DWI Enforcement Campaign.</p> <p>There were on average 88 agencies involved in each mobilization that reported enforcement statistics and 10,449 total man hours worked including 52 Alcohol Compliance Checks, 35 MIP (Minor In Possession), 10 Open Container violations, 959 DWI/DUI Arrests, 20,898 Traffic Stops, 19,993 Total Violations.</p>
------------------------	---------------	------------------------------------	--------------	---

Non-Enforcement				
Agency	Project Number	Title	Award Amount	Result
Boone County - Treatment Court Center	22-M5CS-03-001	Multi-Track DWI Court Pilot	\$40,690.00	This project provided for Boone County Treatment Court to cross train with San Joaquin County, CA staff to establish a Multi-Track Treatment Court in Missouri. Additional funds were available for the San Joaquin staff to visit MO to help with the implementation of the program, however, all staff were promoted out of their divisions prior to being able to make the trip to Missouri. Funding was also utilized for the Boone County Treatment Court staff to attend the NADCP.
Highway Safety and Traffic Division	22-154-AL-103	Database	\$28,000.00	Annual ignition interlock database costs

Highway Safety and Traffic Division	22-M5IDC-03-001	2022 405d Impaired Driving Coordination	\$65,000.00	Project covered salary and coordination for the Impaired Driving Program Manager. Some salary was also charged to P&A.
Highway Safety and Traffic Division	M5X-2022-03-00-00	HSTD Statewide 405d Impaired Driving Mid	\$4,400,000.00	This project is for a statewide effort to improve impaired driving programs. When needed, this account will be reduced to fund specific sub-recipient agreements.
Highway Safety and Traffic Division	154AL-2022-AL-00-00	HSTD Statewide 154AL Program	\$5,460,000.00	This project is for a statewide effort to improve impaired driving programs. When needed, this account will be reduced to fund specific sub-recipient agreements.
Highway Safety and Traffic Division	22-M5OT-03-006	In-House Impaired Driving Project	\$20,000.00	This project provided for activities in the impaired driving program area including: development and printing costs of promotional materials; educational programs; or educational activities; assessments, etc. Funding was also available for conferences/trainings.
Highway Safety and Traffic Division	22-M5TR-03-002	Impaired Driving Program	\$17,500.00	This project funded two Youth Impaired Law Enforcement Training's (Cape Girardeau and St. Louis) training approximately 31 officers. This project covered instructor fees, travel expenses and meals.

Missouri Safety Center	22-154-AL-131	Impaired Driving Countermeasures	\$644,731.25	<p>This project provided breath-alcohol instrument placement, maintenance and service across the state, technical training to law enforcement and others on breath-alcohol testing, SFST, and ignition interlock; as well as provide coordination, expert testimony and consultation to agencies across the state in the area of breath-alcohol testing, SFST and ignition interlock. Funds provided repairs/recalibrations to 94 agencies, placed 24 new breath alcohol testing units, placed 150 PBTs with agencies across the state, performed numerous trainings on the instruments, distributed 9,150 mouthpieces for the instruments across the state, conducted 98 calibration checks/verified proper operation, replaced 7 simulators, loaned out 60 BA instruments, and inspected ignition interlock installation locations across the state. Attendance at trainings and conferences is still low due to agencies trying to find a "new normal" with concerns with COVID and issues with understaffing at agencies.</p>
Missouri Safety Center	22-M5HVE-03-031	Alcohol - LE Liaison (LEL)	\$168,959.75	<p>This project was used to provide funding for our Law Enforcement Liaisons to work with local agencies to encourage their participation in our various mobilizations and grant opportunities.</p>

Missouri Safety Center	22-M5OT-03-001	Drug Impaired Driving	\$257,023.24	<p>This project provided for statewide coordination of the Drug Recognition and Classification Program and the expert testimony and consultation to agencies across the state in the area of drug impaired driving recognition. Funds provided DRE training, certification and equipment for 20 new DRE candidates, recertified 48 DRE's, certified 1 new DRE Instructor and 12 new SFST Instructors, conducted updates of the statewide DRE-Tracking database, provided prosecution consultation/testimony and provided guidance to DRE's across the state. Attendance at trainings and conference is still low due to agencies trying to find a "new normal" with concerns with COVID and issues with understaffing at agencies.</p>
------------------------	----------------	-----------------------	--------------	--

Missouri Southern State University	22-M5TR-03-006	DWI Enforcement Training	\$33,200.00	<p>The primary objectives of alcohol enforcement training are to raise awareness of alcohol offenses improve recognition of alcohol related offenses, and enforcement of alcohol related offenses. Funding was used to provide two ARIDE classes, one DWI Enforcement Strategies for Small Department class, twoe DWI Crash Investigation class, two SFST Update classes, 1 BAC Trype III Operator classes, and 2 Effective Report Writing and Courtroom Testimony for the Patrol Officer classes. A total of 4 classes were held, reaching approximately 35 law enforcement officers. Attendance at trainings is still low due to agencies trying to find a "new normal" with concerns with COVID and issues with understaffing at agencies.</p>
------------------------------------	----------------	--------------------------	-------------	---

MO Dept. of Revenue	22-M5OT-03-002	Attorney and Research/Data Analyst	\$160,720.46	<p>This project provided for 1 Appellate and Litigation Support Counsel (AP) and 1 Management Analyst (MA) in the General Counsel's Office, Transportation Section. The AC was assigned case files for intoxication-related license actions on appeal; work as Department liaison to the AG; a trainer for Department attorneys and provide litigation support to Transportation Section attorneys in the form of specialized trial briefs, case law summaries, and proposed findings of fact, conclusions of law, and judgments. The MA processed petitions and stay orders served on the Department; prepared correspondence; monitored cases statewide; communicated with local court personnel; advised the Department's Drivers License Bureau upon disposition; compiled statistical data on all chemical refusal cases; promoted strict prosecution standards for repeat offenders and IID requirements; conducted extensive background checks; and served as IID Coordinator for the Department to monitor offenders required to maintain proof of installation of an IID for either LDP or license reinstatement.</p>
---------------------	----------------	------------------------------------	--------------	--

MO Dept. of Revenue	22-M5OT-03-003	DOR & Law Enforcement Training	\$29,265.00	This project provided specific and continuing educational opportunities for DOR attorneys and hearing officers who hear administrative alcohol license appeal cases, or represent the Department in courts throughout the state on impaired driving-related license appeals. Over 789 judges, prosecutors, law enforcement and court personnel were provided with information/instruction on new DWI laws/court cases. Funds were also used to purchase office supplies. Attendance at trainings is still low due to agencies trying to find a "new normal" with concerns with COVID and issues with understaffing at agencies.
MO Div. of Alcohol and Tobacco Control	22-M5TR-03-004	Alcohol Safety Awareness and Prevention	\$60,000.00	This project funding for ATC's alcohol server training program, liquor law books for retailers and the implementation of mobile identification scanning app for retailers to easily detect fake ID's. This project covered personnel, equipment, print materials, operational expenses, and travel expenses. ATC completed 91 alcohol server classes training 1344 individuals.

MO Office of Prosecution Services	22-M5CS-03-002	Traffic Safety Resource Prosecutor	\$314,500.00	This project provided for Traffic Safety Resource Prosecutors (TSRP) to focus on impaired driving issues and to serve as a resource to other prosecutors and law enforcement officers. TSRP program conducted 75 training programs, which were attended by a combined 2,415 people. These trainings reached a minimum of 518 Missouri prosecutors, 1,866 Missouri law enforcement officer, and 30 other Missouri traffic safety advocates. The TSRP program published six editions of the Traffic Safety Newsletter, provided technical assistance on approximately 204 requests from law enforcement and prosecuting attorneys and assisted on numerous case as a consultant or special prosecutor.
MO State Highway Patrol	22-M5HVE-03-001	DWI Tracking System (DWITS)	\$3,900.00	This project provides seminars, tutorial CD's or flashdrives of the DWI Tracking System website.
MO State Highway Patrol	22-M5TR-03-007	BAC/DRE/SFST/ARIDE Training	\$100,000.00	This project provided funding for tuition support, instructor development support and educational/equipment supplies and instructional materials to Missouri peace officers for law enforcement training related to traffic safety. Funding provided for 9 different alcohol-related schools and sent 3 officers to the DRE National Conference, which allowed 200 students to attend these courses. Attendance at trainings and conference is still low due to agencies trying to find a "new normal" with concerns with COVID and issues with understaffing at agencies.

Mothers Against Drunk Driving	22-154-AL-130	MADD Power of Youth and Power of Parents	\$90,000.00	<p>This project provided funding for the Power of You(th) and Power of Parents programs on the western and eastern sides of the state. MADD distributed 4,609 Power of You(th) materials and hosted 187 Power of You(th) presentations. This project covered personnel, resource materials, print materials, travel expenses, supplies and indirect costs.</p>
Mothers Against Drunk Driving	22-M5CS-03-003	Court Monitoring Grant	\$126,155.70	<p>This project provided for the court monitoring program to track and monitor DWI offenses in specific, targeted counties in Missouri. Through data collected, by means of attending court hearings, as well as data mining on Missouri's Casenet system, any trends and/or breakdowns that occur throughout the judicial proceedings will be identified, analyzed and offered solutions. Top priority will be given to the counties that fall within the top 75% of the state's alcohol-related traffic fatalities and population, and that also have a conviction rate at or below 24% on Missouri State Highway Patrol arrests. MADD staff monitored 6,409 new cases with 2,453 cases being adjudicated.</p>

REJIS	22-M5OT-03-004	BAIT/SFST - Build, Deploy, and Support	\$68,575.96	This project provided for the development of a computer application to allow for tracking of SFST Instructors and Breath Alcohol Instrument Tracking. Funding provided for the creation of a design solution and an estimate, to develop a solution that will allow the Missouri Safety Center (MSC) to track the placement and status of breath alcohol testing instruments. Creation of the database began during FY19 and is now live, future grant funding will allow for proactive maintenance of upkeep of the database.
REJIS	22-M5OT-03-005	DRE Sustainment and Enhancement	\$44,635.32	This project provided for the proactive maintenance and upkeep of the DRE service by providing continued operational support for the DRE using the REJIS data center, operations and help desk staff. Funds provided applications and network staff to support issue resolution and fix/support any problems experienced with the system, provided users with "how to" or best practice question resolution to assure maximum benefit from the DRE service, and provide support to meet needs for addressing operational needs through changes and improvements to the service and infrastructure.
Safe and Sober, Inc.	22-M5TR-03-001	Safe and Sober	\$289,200.00	This project provided funding to support the Safe and Sober program in 143 schools statewide. This project covered program development fees, resource materials, travel expenses, print materials, supplies and admin costs.

University of MO Curators	22-M5TR-03-005	SMART/CHEERS/DRIVE SAFE, DRIVE SMART	\$340,000.00	This project supported various programs within the SMART, CHEERS, DRIVE SAFE, DRIVE SMART project at and around several colleges throughout the state. There were 11,794 total users of SMART and 4 SMART live trainings were completed. 4 new CHEERS establishment was added to the program, totaling to 268 establishments utilizing the CHEERS program. This project covered personnel, support for the Meeting of The Minds Conf., travel expense, resource materials, and consultant services.
---------------------------	----------------	--------------------------------------	--------------	---

Motorcycle Safety

Agency	Project Number	Title	Award Amount	Result
Highway Safety and Traffic Division	22-M11X-12-001	405f Motorcycle Training & Awareness	\$81,150.00	This project is for a statewide effort to improve Motorcycle programs. When needed, this account will be reduced to fund specific sub-recipient agreements.
Springfield Police Dept.	22-M11X-12-002	Civilian Motorcycle Safety Course	\$16,850.00	This project is for police officer motorcycle instructors to provide motorcycle training to current motorcycle endorsed civilians. Three courses were conducted during this FY.

Non-motorized (Pedestrians and Bicyclist)

Agency	Project Number	Title	Award Amount	Result
---------------	-----------------------	--------------	---------------------	---------------

City of Springfield - Public Works	22-PS-02-001	Expansion of SGF Yields	\$46,000.00	This project expanded the SGF Yields program developed by the City of Springfield into a program called Safe Across. This program is a website and "tool box" designed for agencies and communities to understand, plan, and implement this program in their own communities.
Meramec Regional Planning Commission	22-PS-02-002	MRPC Pedestrian Safety Program	\$30,041.07	The MRPC developed an elementary aged bicycle and pedestrian safety program and made 21 presentations and educational events to their school community to speak on the importance of safe walking and bicycling. They also attended 8 health and safety fairs throughout the grant cycle to provide education on these topics.

***Occupant Protection
(Adult and Child
Passenger Safety)***

Enforcement - 405b Group

Agency	Project Number	Title	Award Amount	Result
Arnold Police Dept.	22-M2HVE-05-003	Occupant Protection Enforcement	\$12,156.00	
Ballwin Police Dept.	22-M2HVE-05-006	Occupant Protection Enforcement	\$3,500.00	
Calverton Park Police Dept.	22-M2HVE-05-004	Occupant Protection Enforcement	\$2,700.00	

Cape Girardeau County Sheriff's Office	22-M2HVE-05-005	Occupant Protection Enforcement	\$3,500.00
Clay County Sheriff's Office	22-M2HVE-05-011	Occupant Protection Enforcement	\$9,000.00
Creve Coeur Police Dept.	22-M2HVE-05-007	Occupant Protection Enforcement	\$3,000.00
Dexter Police Dept.	22-M2HVE-05-008	Occupant Protection Enforcement	\$10,000.00
Eureka Police Dept.	22-M2HVE-05-009	Occupant Protection Enforcement	\$6,500.00
Florissant Police Dept.	22-M2HVE-05-010	Occupant Protection Enforcement	\$7,500.00
Grandview Police Dept.	22-M2HVE-05-012	Occupant Protection Enforcement	\$10,000.00
Greene County Sheriff's Office	22-M2HVE-05-001	Occupant Protection Enforcement	\$11,000.00
Hazelwood Police Dept.	22-M2HVE-05-013	Occupant Protection Enforcement	\$13,000.00
Independence Police Dept.	22-M2HVE-05-017	Occupant Protection Enforcement	\$52,000.00
Jackson Police Dept.	22-M2HVE-05-015	Occupant Protection Enforcement	\$6,125.00
Jefferson County Sheriff's Office	22-M2HVE-05-016	Occupant Protection Enforcement	\$28,000.00
Kansas City MO Board of Police Commissioners	22-M2HVE-05-020	Occupant Protection Enforcement	\$27,500.00
Kirkwood Police Dept.	22-M2HVE-05-018	Occupant Protection Enforcement	\$8,000.00
Lake St. Louis Police Dept.	22-M2HVE-05-019	Occupant Protection Enforcement	\$4,000.00
Manchester Police Dept.	22-M2HVE-05-021	Occupant Protection Enforcement	\$5,000.00
Maryland Heights Police Dept.	22-M2HVE-05-022	Occupant Protection Enforcement	\$5,750.00
MO State Highway Patrol	22-PT-02-022	Occupant Protection Enforcement	\$122,100.00

Ollivette PD 22-M2HVE-05-025: Agency had manpower issues were unable to get officers to work the project.

Citations

SeatBelts
2,191

Child Passenger Safety
71

Warnings

Seatbelts
803

Child Passenger Safety
20

Total Violations
6,559

Total Stops
9,624

Number of Hours Worked
4,364

Olivette Police Dept.	22-M2HVE-05-025	Occupant Protection Enforcement	\$2,500.00	
Pettis County Sheriff's Office	22-M2HVE-05-023	Occupant Protection Enforcement	\$5,000.00	
Pevely Police Dept.	22-M2HVE-05-026	Occupant Protection Enforcement	\$4,000.00	
Platte County Sheriff's Office	22-M2HVE-05-024	Occupant Protection Enforcement	\$5,040.00	
Rogersville Police Dept.	22-M2HVE-05-002	Occupant Protection Enforcement	\$3,900.00	
St. Charles City Police Dept.	22-M2HVE-05-027	Occupant Protection Enforcement	\$5,500.00	
St. Louis County Police Dept.	22-M2HVE-05-028	Occupant Protection Enforcement	\$40,000.00	
Webster Groves Police Dept.	22-M2HVE-05-029	Occupant Protection Enforcement	\$12,000.00	
Wentzville Police Dept.	22-M2HVE-05-030	Occupant Protection Enforcement	\$8,000.00	
Missouri Safety Center	22-M2HVE-05-032	Enforcement Occupant Protection Campaign	\$232,436.55	This contract was used to provide funding for agencies to increase enforcement of the Seat Belt and Child Passenger Seat laws throughout the state during specific mobilizations dates

Non-Enforcement				
Agency	Project Number	Title	Award Amount	Result
Atchison County Health Dept.	22-CR-05-001	Safe Kids	\$5,260.00	This funding was used to send employees of the Atchison County Health Dept. to CPS Tech. training to have a CPS Tech. on staff. The health dept. also held car seat inspection events to educate caregivers on the proper installation of car seats.

DCCCA	22-CP-09-001	Booster to Belts	\$47,484.00	This funding was used to promote the Boosters to Belts Program to several counties in the Kansas City and surrounding areas. This program uses high school student volunteers to promote using proper booster seats and seat belts to younger children. Several high schools in the Western part of Missouri participated.
Highway Safety and Traffic Division	22-CR-05-003	CPS Program Training & Activities Admin.	\$80,000.00	This project provided reimbursement for CPS training expenses to include Instructor fees, conference rooms, conferences meals, hotels, meals and mileage for CPS Instructors to train new CPS Technicians in the State of Missouri as well as to recertify CPS techs. statewide. This project was also used to purchase tablets to give to CPS liaison's and coalition members interested in using the online CPS check form.
Highway Safety and Traffic Division	22-CR-05-004	402 Car Seat Distribution	\$80,000.00	A supply of child safety seats were provided to Inspection Stations registered with NHTSA that are actively participating in the CPS Program, who have at least one CPS Technician on site and provide education about the proper installation of child safety seats to parents and/or care givers.
Highway Safety and Traffic Division	22-M2CPS-05-001	2022 405b Low CPS Coordination	\$96,000.00	Project covered salary & benefits for the Child Passenger Safety Coordinator. Some salary also charged to P&A when not performing CPS duties.

Highway Safety and Traffic Division	22-M2CSS-05-002	405b Car Seat Distribution	\$50,000.00	A supply of child safety seats were provided to Inspection Stations registered with NHTSA that are actively participating in the CPS Program, who have at least one CPS Technician on site and provide education about the proper installation of child safety seats to parents and/or care givers.
Highway Safety and Traffic Division	M2X-2022-05-00-00	THSD-Statewide 405b Low	\$2,496,500.00	This project is for a statewide effort to improve occupant protection programs. When needed, this account will be reduced to fund specific sub-recipient agreements.
Linn Police Dept.	22-M2TR-05-001	Child Occupant Protection	\$7,835.00	This funding was used to send officers of the Linn Police Dept. to CPS Tech. training to have a CPS Tech. on staff. The dept. would then be certified to educate caregivers on the proper installation of car seats.
Mercy Hospital	22-CP-09-002	Child, Teen, & Night Occupant Protection	\$28,990.00	This project was used for pedestrian, CPS, and Teen educational events and campaigns. A nighttime seat belt video was developed and sent out statewide. It was also used to send staff to conferences and CPS events.

Missouri Safety Center	22-DE-02-001	Driver Instructor Course	\$10,695.00	This project provided funding for students, selected from law enforcement departments throughout the state, to educate the students on how to teach driver training curricula to be utilized by other agencies in the state to train their own officers on driving safety. There were a total of 6 law enforcement officers that attended the course. Attendance at trainings is still low due to agencies trying to find a "new normal" with concerns with COVID and issues with understaffing at agencies.
Missouri Safety Center	22-M2HVE-05-014	Survey Prep-Teen (HS) Safety Belt	\$21,251.63	This contract was used to provide funding to complete the Teen (High School) safety belt survey. This includes the management to oversee the work, train the surveyors, and expenses to pay the surveyors time and expense to conduct the annual survey.
Missouri Safety Center	22-M2HVE-05-031	Statewide Safety Belt Survey	\$190,019.66	This contract was used to provide funding to complete the statewide safety belt survey. This includes the management to oversee the work, train the surveyors, and expenses to pay the surveyors time and expense to conduct the annual survey.
Perry County Health Department	22-CR-05-002	CPS Program Activities	\$9,149.36	This funding was used to send employees of the Perry County Health Dept. to CPS Tech. training and STAC training to have a CPS Tech. on staff. It was also used to purchase equipment needed for CPS events.

Safe Kids St. Louis/SSM Health Cardinal Glennon	22-CR-05-005	Special Rides for a Little While	\$25,151.90	This funding was used to help develop a loaner program for SSM Health Cardinal Glennon Hospital for special needs car seats. Special needs car seats were also purchased with this funding.
Safety & Health Council of Western MO KS	22-CR-05-006	Child Passenger Safety	\$100,350.00	This project provided reimbursement for CPS training expenses to include Instructor fees, conference rooms, conferences meals, hotels, meals and mileage for CPS Instructors to train new CPS Technicians in the State of Missouri. It also provided reimbursement for supplies needed to complete CPS Tech. classes.

Older Driver

Agency	Project Number	Title	Award Amount	Result
Highway Safety and Traffic Division	22-DE-02-003	In-House Project for Mature Driver Prog	\$5,000.00	Development and printing costs of promotional materials, which includes the Fit to Drive Book; educational programs; travel expenses for speaking engagements or conferences; supplies for training programs or educational activities; etc. to increase awareness of safe driving habits among Missouri drivers over the age of 65.

University of MO Curators	22-DE-02-002	Keep Your Keys	\$56,025.20	<p>This project provided education to the older driver, specifically, those with impairments to vision, cognition or movement in an effort to decrease the number of injuries and fatalities each year. During the grant period, there were 52 presentations throughout the state. Additionally, there was 16 facilitators trained to present the material throughout the state. Attendance at classes is still low due to entities trying to find a "new normal" with concerns with COVID and issues with understaffing.</p>
Washington University in St. Louis	22-DL-02-001	Rural Driving and Traffic Signs	\$130,000.00	<p>This project originally focused on developing Traffic Sign Naming Test (TSNT) training materials and a plan implementing statewide. The TSNT training material was printed and distributed to licensing offices throughout the state. Met with state licensing office staff to review the material and provide training on the new procedures. Also, this project provided funds for rural/small community road assessments and follow-up for participants, who desire to only drive in their local/close to home environments, which can assist clinicians in guiding the driving decision process for medically impaired older drivers. Funds were also utilized to investigate best practices for helping transportation alternatives for older drivers with dementia.</p>

Washington University in St. Louis	22-DL-02-002	Virtual Safe Driving Education Resources	\$115,000.00	This project focused on decreasing serious injury and fatal crashes through initiatives that identify and educate Missouri's highest-risk drivers and those who care for them. The goals of the project activities were to build a virtual repository to centralize and disseminate fitness-to-drive resources and tools to help healthcare providers systematically access and advise rehabilitation patients on ways to address their community mobility, either by returning to safe and active driving, or use of other non-driving resources and strategies to mitigate transportation-disability among former drivers. Funding was also used to create brief educational safety videos based on clinician workshops. Traffic on the website was tracked and the website was modified based on web surveys.
------------------------------------	--------------	--	--------------	--

Planning & Administration

Agency	Project Number	Title	Award Amount	Result
Highway Safety and Traffic Division	22-PA-02-001	2022 Planning & Administration	\$230,000.00	Project covered numerous P&A costs including staff expense reports, phone bills, hotels for staff travel, printing, office supplies, and salaries when staff were performing other HS tasks not directly related to their specific coordination, such as work on the HSP, and Motorcycle, Ignition Interlock and Data Improvement time.

Railroad Safety

Agency	Project Number	Title	Award Amount	Result
Missouri Operation Lifesaver	22-RH-02-001	Missouri Operation Lifesaver	\$15,000.00	This project conducted safety presentations, Positive Enforcement Efforts, Officer on the Train programs, and Grade Crossing Collision Investigation courses across Missouri. This project also included production support of a media campaign.

Roadway Safety/Traffic Engineering

Agency	Project Number	Title	Award Amount	Result
Highway Safety and Traffic Division	22-CP-09-007	2022 Blueprint Coordinator	\$100,000.00	Project covered salary and benefits for the new Highway Safety Program Manager Coalition (formerly Blueprint) Coordinator. Position was filled and billing started late in First Quarter FY22.
Highway Safety and Traffic Division	22-RS-11-001	Traffic Engineering Assistance Program	\$75,000.00	This project retained private consulting firms with expertise in traffic engineering to aid cities and counties with specific operational problems on their streets and highways. It provided for the retention of at least two consultants, which addressed local agency problems anywhere in the state without geographical limitations. This project did not provide for actual design in connection with the solution. It attempted to provide solutions to traffic problems.

Jefferson City Fire Department	22-EM-02-001	JCFD FY2022 Highway Safety Initiative	\$23,440.00	This project provided funding for training on newly acquired equipment, Jaws of Life. Funding was also utilized to purchase equipment, 2 Jaws of Life tools, to be utilized to access a patient in a timely manner following a vehicle crash, which plays a significant role in the patient's outcome.
University of MO Curators	22-RS-11-002	2022 Highway Safety & Traffic Conference	\$20,000.00	This project provided funding to support the annual Highway Safety and Traffic conference. There were approximately 500 attendees. Session topics included enforcement, education and engineering. This project covered conference coordination, speaker fees, personnel and indirect costs.
University of MO Curators	22-EM-02-002	Highway Emergency Response Training	\$77,200.00	This project provided funding to improve the safety of Missouri first responders traveling to and returning from incidents, and improve the safety and survival outcomes for citizens involved in serious highway crashes and emergencies. Funding was utilized to deliver 31 classes that trained 680 emergency first responders.

Speed Management

Enforcement - 402 Group

Agency	Project Number	Title	Award Amount	Result
Arnold Police Dept.	22-PT-02-051	HMV Enforcement	\$13,000.00	
Ballwin Police Dept.	22-PT-02-052	HMV Enforcement	\$8,600.00	
Belton Police Dept.	22-PT-02-065	HMV Enforcement	\$10,375.00	
Blue Springs Police Dept.	22-PT-02-066	HMV Enforcement	\$10,195.00	
Bolivar Police Dept.	22-PT-02-002	Hazardous Moving Enforcement	\$7,000.00	

Boone County Sheriff's Office	22-PT-02-003	HMV Enforcement	\$14,642.00
Boone County Sheriff's Office	22-PT-02-034	Dedicated HMV Enforcement	\$160,244.49
Branson Police Dept.	22-PT-02-004	HMV Enforcement	\$4,000.00
Buchanan County Sheriff's Dept.	22-PT-02-067	HMV Enforcement	\$20,000.00
Buckner Police Dept.	22-PT-02-068	HMV Enforcement	\$8,944.00
Byrnes Mill Police Dept.	22-PT-02-053	HMV Enforcement	\$3,000.00
Callaway County Sheriff's Office	22-PT-02-005	HMV Enforcement	\$8,500.00
Calverton Park Police Dept.	22-PT-02-054	HMV Enforcement	\$3,824.00
Camden County Sheriff's Office	22-PT-02-006	HMV saturation	\$9,692.00
Cameron Police Dept.	22-PT-02-069	HMV Enforcement	\$12,000.00
Cape Girardeau Police Dept.	22-PT-02-055	HMV Enforcement	\$8,593.75
Cass County Sheriff's Office	22-PT-02-076	HMV Enforcement	\$12,192.00
Chesterfield Police Dept.	22-PT-02-056	HMV Enforcement	\$11,800.00
Chillicothe Police Dept.	22-PT-02-077	HMV Enforcement	\$19,240.00
Christian County Sheriff's Office	22-PT-02-007	HMV Enforcement	\$7,468.00
City of St. Louis Police Division	22-PT-02-057	HMV Enforcement	\$130,000.00
Clark County Sheriff's Office	22-PT-02-058	HMV Enforcement	\$2,000.00
Clay County Sheriff's Office	22-PT-02-078	HMV Enforcement	\$9,000.00
Clayton Police Dept.	22-PT-02-059	HMV Enforcement	\$7,620.00
Clinton County Sheriff's Office	22-PT-02-079	HMV Enforcement	\$16,222.00
Cole County Sheriff's Dept.	22-PT-02-008	HMV Enforcement	\$4,393.00
Columbia Police Dept.	22-PT-02-009	Dedicated HMV Enforcement	\$76,159.20
Columbia Police Dept.	22-PT-02-125	HMV Enforcement	\$15,000.00
Cottleville Police Dept.	22-PT-02-060	HMV Enforcement	\$2,000.00
Crawford County Sheriff's Dept.	22-PT-02-126	HMV Enforcement	\$9,348.00
Creve Coeur Police Dept.	22-PT-02-061	HMV Enforcement	\$5,800.00
Crystal City Police Dept.	22-PT-02-062	HMV Enforcement	\$12,000.00
Des Peres Dept. of Public Safety	22-PT-02-063	HMV Enforcement	\$3,000.00
Dexter Police Dept.	22-PT-02-064	HMV Enforcement	\$7,500.00
Edgar Springs Police Dept.	22-PT-02-010	HMV Enforcement	\$8,741.00
Ellisville Police Dept.	22-PT-02-070	HMV Enforcement	\$3,500.00
Eureka Police Dept.	22-PT-02-071	HMV Enforcement	\$13,000.00
Excelsior Springs Police Dept.	22-PT-02-080	HMV Enforcement	\$9,500.00
Festus Police Dept.	22-PT-02-072	HMV Enforcement	\$18,000.00

Florissant Police Dept.	22-PT-02-073	HMV Enforcement	\$15,000.00
Franklin County Sheriff's Office	22-PT-02-011	HMV Enforcement	\$44,133.00
Fredericktown Police Dept.	22-PT-02-074	HMV Enforcement	\$3,000.00
Gladstone Dept. of Public Safety	22-PT-02-081	HMV Enforcement	\$10,000.00
Glendale Police Dept.	22-PT-02-075	HMV Enforcement	\$3,330.55
Grain Valley Police Dept.	22-PT-02-082	HMV Enforcement	\$1,960.00
Grandview Police Dept.	22-PT-02-083	HMV Enforcement	\$15,540.00
Greene County Sheriff's Office	22-PT-02-012	HMV Enforcement	\$130,870.00
Greene County Sheriff's Office	22-PT-02-013	Dedicated HMV Enforcement	\$104,673.23
Greenwood Police Dept.	22-PT-02-084	HMV Enforcement	\$10,822.00
Hazelwood Police Dept.	22-PT-02-085	HMV Enforcement	\$57,500.00
Henry County Sheriff's Office	22-PT-02-014	HMV Enforcement	\$25,000.00
Highway Safety and Traffic Division	22-PT-02-015	Hazardous Moving Violation	\$75,000.00
Houston Police Dept.	22-PT-02-086	HMV Enforcement	\$5,000.00
Howell County Sheriff's Dept.	22-PT-02-087	HMV Enforcement	\$6,611.00
Independence Police Dept.	22-PT-02-090	HMV Enforcement	\$296,300.00
Jackson County Sheriff's Office	22-PT-02-093	HMV Enforcement	\$19,500.00
Jackson Police Dept.	22-PT-02-088	HMV Enforcement	\$4,800.00
Jasper County Sheriff's Office	22-PT-02-016	HMV Enforcement	\$12,600.00
Jefferson City Police Dept.	22-PT-02-017	HMV Enforcement	\$32,072.00
Jefferson County Sheriff's Office	22-PT-02-089	HMV Enforcement	\$175,000.00
Johnson County Sheriff's Dept.	22-PT-02-095	HMV Enforcement	\$7,500.00
Joplin Police Dept.	22-PT-02-018	HMV Enforcement	\$11,500.00
Kansas City MO Board of Police Commissioners	22-PT-02-096	HMV Enforcement	\$192,002.00
Kearney Police Dept.	22-PT-02-097	HMV Enforcement	\$6,425.00
Kennett Police Dept.	22-PT-02-091	HMV Enforcement	\$3,500.00
Kirkwood Police Dept.	22-PT-02-092	HMV Enforcement	\$11,000.00
Lake Lotawana Police Dept.	22-PT-02-098	HMV Enforcement	\$14,928.00
Lake St. Louis Police Dept.	22-PT-02-094	HMV Enforcement	\$7,000.00
Lawrence County Sheriff's Dept.	22-PT-02-019	HMV Enforcement	\$8,250.00
Lee's Summit Police Dept.	22-PT-02-099	HMV Enforcement	\$50,650.00
Liberty Police Dept.	22-PT-02-100	HMV Enforcement	\$14,800.00
Licking Police Dept.	22-PT-02-102	HMV Enforcement	\$5,000.00

Greenwood PD 22-PT-02-084: Project Director resigned in April 2022, and the Chief of Police resigned in June 2022. Oak Grove 22-PT-02-110: Agency was unable to get officers to work the overtime.

Neosho PD 22-PT-02-025: Agency had manpower issues and were unable to get officers to work the project. Agency is no longer requesting funding.

Pulaski County SO 22-PT-02-036: Agency had manpower issues and were unable to get officers to work the project.

Seneca PD 22-PT-02-040: Agency had manpower issues and were unable to get officers to work the project. There was also a lack of communication from the Project Director and Authorizing Official.

Washington County SO 22-PT-02-047: Agency had manpower issues and were unable to get officers to work the project.

Texas County SD. 22-PT-02-138: New

Lincoln County Sheriff's Office	22-PT-02-103	HMV Enforcement	\$12,000.00
Livingston County Sheriff's Dept.	22-PT-02-101	HMV Enforcement	\$10,848.00
Macon Police Dept.	22-PT-02-104	HMV Enforcement	\$4,000.00
Malden Police Dept.	22-PT-02-105	HMV Enforcement	\$3,500.00
Manchester Police Dept.	22-PT-02-106	HMV Enforcement	\$8,500.00
Maries County Sheriff's Dept.	22-PT-02-020	HMV Enforcement	\$6,900.00
Marshall Police Dept.	22-PT-02-109	HMV Enforcement	\$9,722.00
Maryland Heights Police Dept.	22-PT-02-107	HMV Enforcement	\$8,625.00
Miller County Sheriff's Office	22-PT-02-021	HMV Enforcement	\$9,633.00
MO State Highway Patrol	22-PT-02-023	HMV Enforcement	\$515,500.00
MO State Highway Patrol	22-PT-02-024	HMV Enforcement - Aircraft	\$119,000.00
Mountain View Police Dept.	22-PT-02-108	HMV Enforcement	\$2,000.00
Neosho Police Dept.	22-PT-02-025	HMV Enforcement	\$4,400.00
Nevada Police Dept.	22-PT-02-026	HMV Enforcement	\$6,400.00
Newton County Sheriff's Office	22-PT-02-027	HMV Enforcement	\$10,750.00
Nixa Police Dept.	22-PT-02-028	HMV Enforcement	\$5,000.00
Oak Grove Police Dept.	22-PT-02-110	HMV Enforcement	\$9,350.00
O'Fallon Police Dept.	22-PT-02-118	HMV Enforcement	\$25,000.00
Olivette Police Dept.	22-PT-02-120	HMV Enforcement	\$6,000.00
Oronogo Police Department	22-PT-02-029	HMV Enforcement	\$7,000.00
Osage Beach Police Department	22-PT-02-030	HMV Enforcement	\$4,800.00
Osage County Sheriff's Office	22-PT-02-031	HMV Enforcement	\$15,600.00
Overland Police Dept.	22-PT-02-124	HMV Enforcement	\$8,000.00
Ozark Police Dept.	22-PT-02-032	HMV Enforcement	\$3,600.00
Pettis County Sheriff's Office	22-PT-02-111	HMV Enforcement	\$6,000.00
Pevely Police Dept.	22-PT-02-127	HMV Enforcement	\$9,800.00
Phelps County Sheriff's Dept.	22-PT-02-033	HMV Enforcement	\$7,000.00
Platte County Sheriff's Office	22-PT-02-112	Dedicated HMV Enforcement	\$136,292.00
Platte County Sheriff's Office	22-PT-02-113	HMV Enforcement	\$31,385.00
Pleasant Hill Police Dept.	22-PT-02-114	HMV Enforcement	\$4,000.00
Pleasant Valley Police Dept	22-PT-02-115	HMV Enforcement	\$4,639.00
Potosi Police Dept.	22-PT-02-035	HMV Enforcement	\$9,000.00
Pulaski County Sheriff's Office	22-PT-02-036	HMV Enforcement	\$4,000.00
Raymore Police Dept.	22-PT-02-116	HMV Enforcement	\$6,000.00
Raytown Police Dept.	22-PT-02-117	HMV Enforcement	\$3,750.00

agency but was unable to coordinate the project.

Citations

Speeding
31,262

C&I
172

Warnings

Speeding
19,727

C&I
279

Total HMV Violations
34,952

Total HMV Warnings
38,615

Total Hours Worked
51,028

Republic Police Dept.	22-PT-02-037	HMV Enforcement	\$3,000.00
Richmond Heights Police Dept.	22-PT-02-128	HMV Enforcement	\$17,292.00
Ripley County Sheriff's Dept.	22-PT-02-129	HMV Enforcement	\$8,424.00
Rock Hill Police Dept.	22-PT-02-130	HMV Enforcement	\$4,000.00
Rogersville Police Dept.	22-PT-02-038	HMV Enforcement	\$5,400.00
Rolla Police Dept.	22-PT-02-039	HMV Enforcement	\$6,000.00
Sedalia Police Dept.	22-PT-02-119	HMV Enforcement	\$16,632.00
Seneca Police Dept.	22-PT-02-040	HMV Enforcement	\$2,160.00
Shrewsbury Police Dept.	22-PT-02-131	HMV Enforcement	\$8,050.00
Smithville Police Dept.	22-PT-02-121	HMV Enforcement	\$5,770.00
Sparta Police Dept.	22-PT-02-041	HMV Enforcement	\$3,500.00
Springfield Police Dept.	22-PT-02-042	HMV Enforcement	\$88,870.00
St. Charles City Police Dept.	22-PT-02-132	HMV Enforcement	\$18,000.00
St. Charles County Police Department	22-PT-02-133	HMV Enforcement	\$13,000.00
St. Clair Police Dept.	22-PT-02-134	HMV Enforcement	\$8,796.00
St. John Police Dept.	22-PT-02-135	HMV Enforcement	\$7,040.00
St. Joseph Police Dept.	22-PT-02-122	HMV Enforcement	\$10,000.00
St. Louis County Police Dept.	22-PT-02-136	Dedicated HMV Enforcement	\$571,100.64
St. Peters Police Dept.	22-PT-02-137	HMV Enforcement	\$26,000.00
St. Robert Police Dept.	22-PT-02-043	HMV Enforcement	\$3,750.00
Steelville Police Dept.	22-PT-02-044	HMV Enforcement	\$5,000.00
Stone County Sheriff's Office	22-PT-02-045	HMV Enforcement	\$6,000.00
Sugar Creek Police Dept.	22-PT-02-123	HMV Enforcement	\$2,700.00
Texas County Sheriff's Office	22-PT-02-138	HMV Enforcement	\$3,000.00
Town & Country Police Dept.	22-PT-02-139	HMV Enforcement	\$13,000.00
Troy Police Dept.	22-PT-02-140	HMV Enforcement	\$8,100.00
Union Police Dept.	22-PT-02-141	HMV Enforcement	\$11,000.00
University City Police Dept.	22-PT-02-142	HMV Enforcement	\$5,000.00
Van Buren Police Dept.	22-PT-02-143	HMV Enforcement	\$3,000.00
Vernon County Sheriff's Office	22-PT-02-046	HMV Enforcement	\$7,750.00
Vinita Park (City of Vinita Park)	22-PT-02-144	HMV Enforcement	\$8,000.00
Washington County Sheriff's Office	22-PT-02-047	HMV Enforcement	\$2,500.00
Washington Police Dept.	22-PT-02-048	HMV Enforcement	\$7,600.00

Wayne County Sheriff's Office	22-PT-02-145	HMV Enforcement	\$10,500.00
Waynesville Police Dept.	22-PT-02-152	HMV Enforcement	\$8,200.00
Webb City Police Dept.	22-PT-02-049	HMV Enforcement	\$19,400.00
Webster County Sheriff's Office	22-PT-02-050	HMV Enforcement	\$8,400.00
Webster Groves Police Dept.	22-PT-02-146	HMV Enforcement	\$8,400.00
Wentzville Police Dept.	22-PT-02-147	HMV Enforcement	\$9,000.00
West Plains Police Dept.	22-PT-02-148	HMV Enforcement	\$8,000.00
Winfield Police Dept.	22-PT-02-149	HMV Enforcement	\$3,000.00

Non-Enforcement				
Agency	Project Number	Title	Award Amount	Result
Highway Safety and Traffic Division	22-PT-02-151	2022 Police Traffic Services Coord	\$300,000.00	This project covered staff salaries for three law enforcement program managers.
Highway Safety and Traffic Division	22-PT-02-158	2022 LETSAC Conference	\$89,000.00	This project is used to fund the annual LETSAC training conference, which includes speakers for the conference, hotel expense, AV expenses, snacks/breaks and lunches for delegates only, and other miscellaneous expenses. There were 260 delegates in attendance and 18 classes held during the conference.
Highway Safety and Traffic Division	22-RS-11-003	2022 402 Operations	\$147,000.00	Project covered a number of Highway Safety-related activities including speaker fees for conferences, TOPS/Officer Roadside Safety, public opinion survey, enhancements to the grant management system, membership dues including GHSA and ATSIP, and to assist outside partners to attend various highway safety- related conferences.

Missouri Police Chiefs Association	22-PT-02-153	LE Driving 2022	\$23,980.80	This project provided funding for Emergency Vehicle Operations training for law enforcement officers in Misosuri, which provided valuable information to enhance services and skills to promote driving safety in the field. The program provided virtual training for 11 agencies and a total of 142 officers.
Missouri Safety Center	22-PT-02-150	HMV, OP & Speed LE Liaison (LEL)	\$80,000.00	This project was used to provide funding for our Law Enforcement Liaisons to work with local agencies to encourage their participation in our various mobilizations and grant opportunities.
Missouri Safety Center	22-PT-02-154	Police Driving	\$12,799.50	This project provided funding for Emergency Vehicle Operations training for law enforcement officers in Misosuri, which provided valuable information to enhance services and skills to promote driving safety in the field. The program provided virtual training for a total of 14 officers. Attendance at trainings is still low due to agencies trying to find a "new normal" with concerns with COVID and issues with understaffing at agencies.
Missouri Safety Center	22-PT-02-001	Driver Improvement Program - DIP	\$59,550.40	Managed all DIP approved providers and instructors, performed compliance audits, maintained an up-to-date list of approved program providers and surveyed all approved providers. The number of permanent site providers remained at 18. The number of on-line providers remains 21.

Missouri Southern State University	22-PT-02-155	Law Enforcement Training	\$34,500.00	<p>The primary objectives of traffic enforcement training are to raise awareness of traffic safety, improve recognition of traffic-related offenses, execution of highway safety operations and enforcement of traffic-related offenses. Funding was used to provide two Beyond the Ticket classes, one High Risk Vehicle Stops class, two Missouri Motor Vehicle Law classes, two Vehicle Search and Seizure classes, three Marijuana Minutes class, and one Emergency Vehicle Operations class; reaching approximately 58 law enforcement officers. Attendance at trainings is still low due to agencies trying to find a "new normal" with concerns with COVID and issues with understaffing at agencies.</p>
MO State Highway Patrol	22-AI-04-001	Accident Investigation	\$70,000.00	<p>This project provided funding for tuition support, instructor development support and educational/equipment supplies and instructional materials to Missouri peace officers for law enforcement training related to traffic safety. Funding assisted in providing for 6 different crash investigation schools, allowing 130 students to attend these schools. Attendance at trainings is still low due to agencies trying to find a "new normal" with concerns with COVID and issues with understaffing at agencies.</p>

MO State Highway Patrol	22-PT-02-156	Skill Development	\$25,000.00	This project was a critical part of the Patrol's ongoing commitment to address traffic safety issues using information from relevant, current and ongoing specialized training and conferences. Troopers and/or Patrol employees were able to attend conferences such as LETSAC, CARE Conference, IACP Conference, and Lifesavers, among others. Additional funding was available for more conferences/trainings; however, attendance at trainings is still low due to agencies trying to find a "new normal" with concerns with COVID and issues with understaffing at agencies.
MO State Highway Patrol	22-PT-02-157	Radar/EVOC Instructor Dev & Equipment	\$66,985.89	This project provided funding for tuition support, instructor development support and educational/equipment supplies and instructional materials to Missouri peace officers for law enforcement training related to traffic safety. Funding assisted in providing for 6 different Radar and EVOC schools, allowing 154 students to attend these schools. Funds were also used to purchase reflective vests for the recruit class. Attendance at trainings is still low due to agencies trying to find a "new normal" with concerns with COVID and issues with understaffing at agencies.

Traffic Records				
Agency	Project Number	Title	Award Amount	Result
Camden County Sheriff's Office	22-M3DA-04-001	Data Project	\$4,909.00	
Carter County Sheriff's Office	22-M3DA-04-002	E-ticketing and Data Project	\$8,400.00	

Clever Police Dept.	22-M3DA-04-003	E-Citation	\$6,177.60	Funds used to purchase and install E-Citation Equipment Computers 38 Printers 50 Drivers License Scanners 20
Eldon Police Dept.	22-M3DA-04-004	Eldon Police Department Data Enhancement	\$50,696.24	
Hazelwood Police Dept.	22-M3DA-04-005	Mobile Ticketing	\$8,966.00	
Houston Police Dept.	22-M3DA-04-007	E-Ticketing	\$13,356.00	
Licking Police Dept.	22-M3DA-04-008	E-Ciation Project	\$10,767.00	
Linn Police Dept.	22-M3DA-04-009	E ticketing and Data Project	\$14,750.00	
Maries County Sheriff's Dept.	22-M3DA-04-010	Toughbooks	\$31,890.00	
Osage County Sheriff's Office	22-M3DA-04-017	Electronic Ticketing	\$7,601.50	
Shrewsbury Police Dept.	22-M3DA-04-019	Mobile Data Terminal	\$46,900.00	
Texas County Sheriff's Office	22-M3DA-04-020	E-Citation	\$6,984.00	
Van Buren Police Dept.	22-M3DA-04-021	Van Buren Electronic Ticketing	\$800.00	
Verona Police Department	22-M3DA-04-022	Digital Ticket Processing	\$12,707.00	
Webb City Police Dept.	22-M3DA-04-023	2021-22 e-citation tablet upgrade	\$4,800.00	
Highway Safety and Traffic Division	22-M3DA-04-006	Traffic Records Data Improvement	\$58,234.00	This project covers the cost of any agency needing assistance for a crash reporting module and is also use to assist agencies if the pricing of the products increase.
MO Dept. of Health and Senior Services	22-M3DA-04-011	EMS NEMSIS 3 Sustainability	\$86,117.11	Funding allowed DHSS to have full synchronization between the Image Trend License and Elite software application. As of October of 2022, over 2 million electronic patient care reports have been submitted to NEMSIS for FY22. As of September 17, 2021, 100% of Missouri EMS agencies are submitting their patient care reports to NEMSIS.
MO State Highway Patrol	22-M3DA-04-012	Predictive Analytical Crash Project	\$49,280.00	Funding has allowed the system to be pushed out to MSHP personnel for use.

MO State Highway Patrol	22-M3DA-04-013	Statewide Traffic Accident Records Sys.	\$421,147.26	The total number of crash reports encoded or processed into STARS was 150,872. A total of 1,011 overtime hours were expended processing 12,887 crash reports. 200 Coroner kits were distributed.
MO State Highway Patrol	22-M3DA-04-014	STARS and FARS Support	\$84,557.20	Funds were expended on contract consultants completing three milestones relating to STARS Enhancements.
Office of State Courts Administrator	22-M3DA-04-015	JIS/Show Me Courts Reporting	\$249,954.97	During grant period, management analysts monitored 115 State Courts and 634 municipal divisions using the statewide case management system.
Office of State Courts Administrator	22-M3DA-04-016	Show Me Courts Implementation	\$222,106.62	During grant period, Show Me Courts (SMC) was deployed to 58 standalone municipal divisions (including divisions who previously used JIS). All 114 counties and the City of St. Louis have implemented Show-Me Courts. In total, 634 of 636 municipal divisions have implemented. The team is working on Kansas City and St. Louis City municipal divisions for implementation.
REJIS	22-M3DA-04-018	LETS Sustainment and Enhancement	\$197,987.80	Funding for this project has produced 337 law enforcement agencies who use the LETS crash report, up from 243 from last year.

Young Driver

Agency	Project Number	Title	Award Amount	Result
---------------	-----------------------	--------------	---------------------	---------------

B.R.A.K.E.S.- Put On The Brakes, Inc.	22-CP-09-003	B.R.A.K.E.S. Put On The Brakes, Inc.	\$60,000.00	This project funded two Teen Defensive Driving and Pro-Active Driver's Trainings at the following locations: Missouri State Highway Patrol, EVOC Center - Jefferson City, MO and Manheim St. Louis - Bridgeton, MO. The two events trained 339 teens and 309 parents. This project covered equipment, instructor fees, travel fees, and supplies.
Cape Girardeau Safe Communities	22-CP-09-004	Safe Communities/ TRACTION	\$347,530.00	This project provided funding for three TRACTION trainings (Springfield, Cape Girardeau, and St. Louis), a CPS certification course. 193 people from 18 high schools throughout the state attended TRACTION. This project funded personnel, travel expenses, lodging, meals, office supplies, print materials, and meeting rooms.
Highway Safety and Traffic Division	22-CP-09-005	Teen Driving Programs	\$35,000.00	This project provided funding to support the Council for Drug Free Youth highway safety initiatives for the high schools in their area. No roadwise books were purchased this FY.
Highway Safety and Traffic Division	22-TSP-14-001	2022 402 Young Driver Coordination	\$90,000.00	Project covered salary and fringes for the Young/Teen Driver Coordinator. Due to staffing changes and a short vacancy, charges did not start occurring until December 2021.
Missouri's Youth Adult Alliance (MO ACT)	22-CP-09-009	2021-2022 Missouri SADD	\$85,000.00	Project covered personnel, resource materials, program development fees, operational expenses, and equipment. ACT Missouri conducted numerous trainings and support opportunities to connect local leaders of SADD chapters, created a SADD chapter recognition programs and much more.

Safety & Health Council of Western MO KS	22-SA-09-002	Teen Driving	\$30,300.00	This project funded Alive at 25 and Defensive Driving (4 hrs and 8 hrs) courses. 87 classes were offered in Missouri this year. 2,011 participants received training. This project covered personnel expenses, operational expenses, and office materials in order to complete project goals.
St. Joseph Safety & Health Council	22-SA-09-001	Traffic Safety Task Force Projects	\$76,355.91	This project funded two summer driver's education courses training 250 teens, one teen driver permit academy, various events for elementary aged children including bicycle safety, Safety Town and Safety Acres (farm safety event for children). This project covered personnel, educational materials, resource materials, travel expenses, and operational expenses.
The Alliance of Southwest Missouri	22-CP-09-006	Safe Kids Seat Belt Safety Project	\$30,000.00	This project provided support for the Alliance's driver's education program and defensive driving classes. 52 students completed the driver's education course. This project provided funding for a driver's education vehicle (50% match), personnel, operational expenses and equipment.

University of MO Curators	22-CP-09-008	ThinkFirst Missouri	\$499,964.00	This project supported various programs within ThinkFirst. A total of 13,658 Missouri students received traffic safety education from the ThinkFirst traffic safety assembly program (Columbia and Kansas City Region) via 160 presentations. A total of 44 First Impact presentations were delivered, reaching 443 parents and teens. This project covered speaker fees, personnel, program development fees, travel expenses, equipment and operational expenses.
---------------------------	--------------	---------------------	--------------	---

Distracted - Drowsy

Agency	Project Number	Title	Award Amount	Result
TYREDD	22-SA-09-004	TyREDD Education	\$50,000.00	This project provided funding for speaker fees, operational expenses, program development fees, and resource materials. TyREDD completed a total of 71 drowsy driving presentations to various high school and community groups.
Unite Corporation	22-SA-09-003	The Arrive Alive Tour	\$49,500.00	This project provided funding to support 18 Arrive Alive Distracted Driving events throughout high schools across the state.

Appendix D
FISCAL YEAR 2022 TRAINING REPORT

Report illustrates all training courses conducted and funded using Highway Safety Grant funding during the fiscal year and the agencies that attended

Course	Training Provider	Course Hours	Number Participants	CEU Hours	Agency Types Trained
A Review of the SFSTs	MOPS	1	26	1	Agency, Prosecuting Attorney, Park Rangers,
Advanced Crash Investigation	Missouri State Hwy Patrol - Training	69	18	48	MSHP, Police,
AIR 101	MOPS	1	74	1	Prosecuting Attorney,
ARIDE	MOPS	16	13	16	Police, Prosecuting Attorney,
ARIDE	Missouri Southern State University	16	10	16	
ARIDE	Missouri Safety Center	16	17	0	MSHP, Police, Sheriff,
ARIDE	MOPS	16	10	16	MSHP, Police, Sheriff,
ARIDE	MSHP - Law Enforcement Academy	16	16	16	MSHP, Police, Sheriff,
ARIDE	MSHP Law Enforcement Academy	16	18	16	MSHP, Police, Sheriff,
ARIDE	MSHP - Law Enforcement Academy	16	14	16	MSHP, Police, Sheriff,
ARIDE	MOPS	16	13	16	MSHP, Police, Sheriff,
ARIDE	MSC	16	11	0	Police, Sheriff,
ARIDE	MOPS	16	7	16	Police, Sheriff, Park Rangers,
ARIDE	Missouri Southern State University	16	6	16	
ARIDE	Missouri Safety Center	16	6	0	Police,
ARIDE	MOPS	16	13	16	Attorney,
ARIDE	MOPS	16	11	16	MSHP, Police, Sheriff,
BAC Type II Supervisor	Missouri State Highway Patrol - Training	44	12	0	MSHP,
Supervisor	Missouri Safety Center	36	6	0	Police, Sheriff,
Supervisor	Missouri Safety Center	36	6	0	MSHP, Police, Sheriff,
Supervisor	MSC	36	10	0	Police, Sheriff,
Supervisor	MSC	36	11	0	Agency,
Supervisor	Missouri Safety Center	36	13	0	Police,
Supervisor Lab	Missouri Safety Center	8	5	0	Police,
Supervisor Lab	Missouri Safety Center	8	6	0	MSHP, Police,
Supervisor Lab	Missouri Safety Center	8	6	0	Police,
Supervisor Lab	Missouri Safety Center	8	2	0	Police,
Supervisor Lab	MSC	8	5	0	Police,
Supervisor Lab	MSC	8	6	0	MSHP, Police, Sheriff,
Supervisor Lab	MSC	8	3	0	MSHP, Police,
Supervisor Lab	MSC	8	3	0	Police,
Supervisor Lab	MSC	8	6	0	Police, Sheriff,
Supervisor Lab	MSC	8	5	0	Police, Sheriff,
Supervisor Lab	MSC	8	3	0	Police,
Supervisor Lab	Missouri Safety Center	8	3	0	Police, Sheriff,

Supervisor Lab	Missouri Safety Center	8	4	0	MSHP, Police, Sheriff,
Supervisor Lab	Missouri Safety Center	8	4	0	MSHP, Police,
Supervisor Lab	Missouri Safety Center	8	1	0	Police,
Supervisor Lab	Missouri Safety Center	8	3	0	Police,
Supervisor Lab	Missouri Safety Center	8	7	0	Police, Sheriff,
Supervisor Lab	Missouri Safety Center	8	4	0	Police, Sheriff,
Supervisor Lab	Missouri Safety Center	8	1	0	Sheriff,
Supervisor Lab	Missouri Safety Center	8	1	0	Sheriff,
Supervisor Lab	Missouri Safety Center	8	1	0	Sheriff,
BAC Type III Operator	Missouri Southern State University	12	11	12	
Operator	MSC	4	18	0	Police, Sheriff,
Operator	MSC	4	8	0	MSHP, Police, Sheriff,
Operator	MSC	4	13	0	Police, Sheriff,
Operator	MSC	4	9	0	Police,
BAC Type III Operator	MSHP - Law Enforcement Academy	36	10	0	MoDOT,
BAC Type III Operator	MSHP - Law Enforcement Academy	59	25	0	MSHP,
Operator	Missouri Safety Center	4	5	0	Police,
Operator	MSC	4	13	0	Police,
Operator	Missouri Safety Center	4	14	0	Police, Sheriff,
Operator	Missouri Safety Center	4	15	0	Police, Sheriff,
Operator	Missouri Safety Center	4	6	0	Police,
Operator	Missouri Safety Center	4	7	0	MSHP, Police, Sheriff,
Operator	MSC	4	17	0	Attorney,
Operator Lab	MSC	4	16	0	Police, Sheriff,
Operator Lab	MSC	4	9	0	MSHP, Police, Sheriff,
Operator Lab	MSC	4	12	0	Police, Sheriff,
Operator Lab	MSC	4	13	0	Police, Sheriff,
Operator Lab	MSC	4	9	0	Police,
Operator Lab	Missouri Safety Center	4	5	0	Police,
Operator Lab	MSC	4	13	0	Police,
Operator Lab	Missouri Safety Center	4	1	0	Sheriff,
Operator Lab	Missouri Safety Center	4	14	0	Police, Sheriff,
Operator Lab	Missouri Safety Center	4	15	0	Police, Sheriff,
Operator Lab	Missouri Safety Center	4	6	0	Police,
Operator Lab	Missouri Safety Center	4	4	0	Police,
Operator Lab	Missouri Safety Center	4	5	0	MSHP, Police, Sheriff,
Operator Lab	Missouri Safety Center	4	3	0	MSHP, Police, Sheriff,
Operator Lab	Missouri Safety Center	4	3	0	Police,
Operator Lab	MSC	4	10	0	Attorney,
Operator Lab	MSC	4	4	0	Police, Prosecuting Attorney,
Operator Lab	MSC	4	3	0	Police,
Operator Lab	MSC	4	4	0	Police, Prosecuting Attorney,
Basic Crash Investigation	MSHP - Law Enforcement Academy	36	19	31	Police,

Examination & Impeachment in	MOPS	1.5	85	1.5	MSHP, Police, Sheriff, Prosecuting Attorney, Court Staff,
Basic Traffic Law for Road Officers	MOPS	1	63	1	MSHP, Other, Police, Sheriff, Prosecuting Attorney,
Beyond the Ticket	Missouri Southern State University	8	7	8	
Beyond the Ticket	Missouri Southern State University	8	14	8	Police, Sheriff,
Responding to Common Def	MOPS	1.5	57	1.5	Prosecuting Attorney, Park Rangers,
Responding to Common Def	MOPS	1.5	79	1.5	Agency, Prosecuting Attorney, Park Rangers,
What You Don't Know	MOPS	1.5	46	1.5	MSHP, Police, Sheriff, Prosecuting Attorney,
Driving: Examining	MOPS	1	47	1	MSHP, Other, Police, Sheriff, Prosecuting Attorney,
Issues in Impaired Driving	MOPS	1.5	47	1.5	Prosecuting Attorney, Park Rangers,
Cops In Court	MOPS	3	14	3	Police, Sheriff, State Agency,
Cops In Court	MOPS	3	11	3	Police, Sheriff,
Cops In Court	MOPS	3	19	3	MSHP, Police, Sheriff,
Cops In Court	MOPS	3	12	3	MSHP, Police, Sheriff,
Cops In Court	MOPS	3	8	3	Attorney,
Cops In Court	MOPS	3	21	3	MSHP, Police,
Cops In Court	MOPS	3	14	3	MSHP, Park Rangers,
Cops In Court	MOPS	3	21	3	Attorney,
Course	shc	32	8	0	Police, Fire,
CPS Certification Course	shc	32	16	0	University, Fire, Health Department, School District,
Course	shc	16	12	0	
Course	shc	16	12	0	Fire, EMS,
Course	shc	32	7	0	Other,
Course	shc	32	6	0	Fire,
Course	shc	32	10	0	Department, Medical Facility,
Course	shc	32	13	0	Police, Fire, Health Department,
Course	shc	32	13	0	Department,
Course	shc	32	6	0	Medical Facility,
Course	shc	32	7	0	Police, Health Department,
Course	shc	32	5	0	Health Department,
Course	Safe Kids Springfield	32	17	0	
Course	Safe Kids Springfield	32	14	0	
Course	shc	32	12	0	Health Department, Medical
Course	Safe Kids Springfield	8	6	0	
Course	shc	8	13	6	Fire,
Course	shc	8	15	6	Fire,
Course		8	5	6	Department,
Course	shc	24	16	8	Fire,
Course	shc	8	10	6	Department, Medical Facility,

Crash Investigation I	Missouri State Hwy Patrol - Training	55	25	0	MSHP,
Crash Investigation I	MSHP - Law Enforcement Academy	40	10	0	MSHP,
Crash Investigation II	Missouri State Highway Patrol - Training	38	8	35	MSHP, Police, Sheriff,
Crash Reconstruction	Missouri State Highway Patrol - Training	80	18	80	MSHP, Police,
Crash Reconstruction	MSHP - Law Enforcement Academy	18	7	17	MSHP, Police,
Criminal Crash Investigations	MOPS	6	15	0	Police, Sheriff, Prosecuting Attorney,
Criminal Crash Investigations	MOPS	6	28	6	Police,
Criminal Crash Investigations	MOPS	6	19	6	Police,
Criminal Crash Investigations	MOPS	6	21	6	MSHP, Police, Sheriff,
Criminal Crash Investigations	MOPS	6	18	6	MSHP, Police,
Delta 8 & Salvia	MOPS	1	78	1	Attorney, Park Rangers,
Examination in DWI Cases	MOPS	1	69	1	MSHP, Police, Sheriff, Prosecuting Attorney,
DITEP	MSC	16	9	0	School District,
DITEP	Missouri Safety Center	16	32	0	School District,
DITEP	Missouri Safety Center	16	26	0	School District,
DITEP	MSC	16	12	0	High School,
DRE Training	MSHP - Law Enforcement Academy	80	10	72	MSHP, Police,
DRE Training	MSHP - Law Enforcement Academy	72	10	72	MSHP, Police, Sheriff,
DRE Training	Missouri Safety Center	30	10	0	MSHP, Police,
DRE Training	MSC	30	10	0	MSHP, Police, Sheriff,
Course	40 Hour Driver Instructor	40	4	40	Police,
101	MOPS	6	10	6	MSHP, Police, Sheriff,
DWI Bootcamp	MOPS	6	11	6	Police, Prosecuting Attorney,
DWI Bootcamp	MOPS	6	15	6	Attorney,
DWI Bootcamp	MOPS	6	13	6	Attorney,
DWI Bootcamp	MOPS	6	21	6	Attorney,
DWI Bootcamp	MOPS	6	15	6	Police, Sheriff,
DWI Crash Investigation	Missouri Southern State University	8	9	8	MSHP, Police, Sheriff, University,
How to Combat Them	MOPS	1.5	59	1.5	MSHP, Police, Sheriff, Prosecuting Attorney,
Writing	MOPS	1	63	1	Attorney, Park Rangers,
Safety Conference	MOPS	11.5	135	11.5	Agency, University, MoDOT, Prosecuting Attorney,
DWITS	MSHP - Patrol Records Divison	2	12	2	Police, Prosecuting Attorney,
DWITS	MSHP - Patrol Records Divison	2	12	2	Police, Prosecuting Attorney,

DWITS	MSHP - Patrol Records Divison	2	15	2	Police, Sheriff, Court Staff,
DWITS	MSHP - Patrol Records Divison	2	22	0	Police, Sheriff, Prosecuting Attorney, Court Staff,
Electric Vehicle Safety	Fire and Rescue Training Institute	4	31	0.4	Fire,
Electric Vehicle Safety	Fire and Rescue Training Institute	4	23	0.4	Fire,
Electric Vehicle Safety	Fire and Rescue Training Institute	4	30	0.4	Fire,
Electric Vehicle Safety	Fire and Rescue Training Institute	4	15	0.4	Fire,
Electric Vehicle Safety	Fire and Rescue Training Institute	4	31	0.4	Fire,
Electric Vehicle Safety	Fire and Rescue Training Institute	4	13	0.4	Fire,
Electric Vehicle Safety	Fire and Rescue Training Institute	4	46	0.4	Fire,
Electric Vehicle Safety	Fire and Rescue Training Institute	4	49	0.4	Fire,
EVOC	Fire and Rescue Training Institute	16	29	1.6	Fire,
EVOC	Fire and Rescue Training Institute	16	16	1.6	Fire,
EVOC	Fire and Rescue Training Institute	16	28	1.6	Fire,
EVOC	MSHP - Law Enforcement Academy	42	13	42	Police, Sheriff,
EVOC	MSHP - Law Enforcement Academy	42	10	0	MSHP,
EVOC	MSHP Law Enforcement Academy	42	9	42	Police, Sheriff,
EVOC	Missouri State Highway Patrol - Training	42	19	0	MSHP,
EVOC	Missouri State Hwy Patrol - Training	42	25	0	MSHP,
EVOC	Fire and Rescue Training Institute	16	32	1.6	
EVOC	Fire and Rescue Training Institute	16	16	1.6	Fire,
EVOC	Fire and Rescue Training Institute	16	17	1.6	Fire,
EVOC	Fire and Rescue Training Institute	16	18	1.6	Fire,
EVOC	Fire and Rescue Training Institute	16	16	1.6	Fire,
EVOC	Fire and Rescue Training Institute	16	24	1.6	Fire,
Evidence of Impairment	MOPS	1.5	59	1.5	MSHP, Police, Sheriff, Prosecuting Attorney,
Marijuana DWI Investigations	MOPS	1	53	1	MSHP, Other, Police, Sheriff, Prosecuting Attorney,
Keep Your Keys	MU Health Care	1	12	0	

Keep Your Keys	MU Health Care	1	15	0	
Keep Your Keys	MU Health Care	1	12	0	
Keep Your Keys	MU Health Care	1	16	0	
Keep Your Keys	MU Health Care	1	27	0	
Keep Your Keys	MU Health Care	1	18	0	
Keep Your Keys	MU Health Care	1	12	0	
Keep Your Keys	MU Health Care	1	17	0	
Keep Your Keys	MU Health Care	1	2	0	
Keep Your Keys	MU Health Care	1	8	0	
Keep Your Keys	MU Health Care	1	16	0	
Keep Your Keys	MU Health Care	1	11	0	
Keep Your Keys	MU Health Care	1	2	0	
Keep Your Keys	MU Health Care	1	8	0	
Keep Your Keys	MU Health Care	1	32	0	
Keep Your Keys	MU Health Care	1	9	0	
Keep Your Keys	MU Health Care	1	6	0	
Keep Your Keys	MU Health Care	1	13	0	
Keep Your Keys	MU Health Care	1	10	0	
Keep Your Keys	MU Health Care	1	8	0	
Keep Your Keys	MU Health Care	1	15	0	
Keep Your Keys	MU Health Care	1	16	0	
Keep Your Keys	MU Health Care	1	8	0	
Keep Your Keys	MU Health Care	0	2	0	
Keep Your Keys	MU Health Care	16	16	0	
Keep Your Keys	MU Health Care	1	52	0	
Keep Your Keys	MU Health Care	1	25	0	
Keep Your Keys	MU Health Care	1	7	0	
Keep Your Keys	MU Health Care	1	6	0	
Keep Your Keys	MU Health Care	1	7	0	
Keep Your Keys	MU Health Care	1	17	0	
Keep Your Keys	MU Health Care	1	2	0	
Keep Your Keys	MU Health Care	1	17	0	
Keep Your Keys	MU Health Care	1	6	0	
Keep Your Keys	MU Health Care	1	6	0	
Keep Your Keys	MU Health Care	1	8	0	
Keep Your Keys	MU Health Care	1	5	0	
Keep Your Keys	MU Health Care	1	17	0	
Keep Your Keys	MU Health Care	1	23	0	
Keep Your Keys	MU Health Care	2	12	0	
Keep Your Keys	MU Health Care	1	5	0	
Keep Your Keys	MU Health Care	1	4	0	
Keep Your Keys	MU Health Care	1	12	0	
Keep Your Keys	MU Health Care	1	27	0	
Keep Your Keys	MU Health Care	1	24	0	
Keep Your Keys	MU Health Care	1	11	0	
Keep Your Keys	MU Health Care	1	13	0	
Keep Your Keys	MU Health Care	1	29	0	

Keep Your Keys	MU Health Care	1	10	0	
Keep Your Keys	MU Health Care	1	8	0	
Keep Your Keys	MU Health Care	1	1	0	
Keep Your Keys	MU Health Care	1	3	0	
Keep Your Keys	MU Health Care	1	21	0	
Training	MU Health Care	2	1	0	
Training	MU Health Care	1	1	0	
Training	MU Health Care	1	1	0	
Training	MU Health Care	2	3	0	
Training	MU Health Care	1	2	0	
Training	MU Health Care	1	2	0	
Training	MU Health Care	1	1	0	
Training	MU Health Care	1	1	0	
Training	MU Health Care	1	1	0	
Training	MU Health Care	1	2	0	
Training	Trauma Outreach Team	2	1	0	
LETSAAC Conference	Missouri Department of Transportation	0	260	0	Police,
Minutes	Extract-ED	1.5	50	0	University,
Minutes	MOPS	6	18	6	Attorney, Park Rangers,
Minutes	MOPS	6	24	6	Attorney, Health Department,
Minutes	Extract-ED	2.5	44	2.5	Other, Police, Sheriff, University,
Minutes	MOPS	6	15	6	Police, Sheriff,
Minutes	MOPS	6	22	6	Police, Sheriff,
Minutes	MOPS	6	21	6	MSHP, Police, Sheriff,
Minutes	MOPS	6	26	6	MSHP, Police, Sheriff,
Marijuana Minutes	Missouri Southern State University	8	17	8	MSHP, Police, Sheriff,
Minutes	MOPS	6	19	6	Police, Sheriff,
Conditions that Mimic	MOPS	1.5	63	1.5	MSHP, Police, Sheriff, Prosecuting Attorney, Park Rangers,
Training	Springfield Police Dept	9	18	0	
Training	Springfield Police Dept	9	23	0	
Training	Springfield Police Dept	9	10	0	
Detected..What	MOPS	1.5	54	1.5	Attorney,
Lab: DWI-Alcohol Testing	MOPS	1	45	1	MSHP, Police, Sheriff, Prosecuting Attorney,
Lab: DWI-Drug Testing	MOPS	1	62	1	MSHP, Police, Sheriff, Prosecuting Attorney,
Other	PIP	3.5	22	3.5	Other, Police, Sheriff, University,
Other	SMART	1.5	25	0	Other,
Other	SMART	1.5	11	0	Other,
Other	Virtual Academy for MO Police Chiefs	2	131	2	
Other	Virtual Academy for MO Police Chiefs	1	126	1	
Other	Virtual Academy for MO Police Chiefs	1	122	1	

Other	Missouri Department of Revenue	11	27	0	State Agency,
Other	PIP	6	31	6	Other, Police, Sheriff, University,
Other	PIP	2.5	29	2.5	Other, Police, Sheriff, University,
Other	Extract-ED	6	10	6	Other, Police, Sheriff, University,
Refresher	Missouri Safety Center	8	6	0	Police, Sheriff,
Refresher	Missouri Safety Center	8	4	0	Police, Sheriff,
Refresher	Missouri Safety Center	8	4	0	Police, Sheriff,
DWI-D	MOPS	9	15	9	Prosecuting Attorney,
Protecting Lives & Saving Futures	MOPS	17.1	29	17.1	MSHP, Police, Sheriff, Prosecuting Attorney,
Radar and Laser Instructor	MSHP - Law Enforcement Academy	32	16	29	MSHP, Other, Police, Sheriff,
Radar and Laser Operator	MSHP - Law Enforcement Academy	16	10	0	MSHP,
Radar and Laser Operator	Missouri State Hwy Patrol - Training	20	25	0	MSHP,
Crossing Collision	Missouri Operation Lifesaver	4	25	4	
Crossing Collision	Missouri Operation Lifesaver	4	35	4	MSHP,
Crossing Collision	Missouri Operation Lifesaver	4	20	4	MSHP,
Crossing Collision	Missouri Operation Lifesaver	4	19	4	MSHP,
Crossing Collision	Missouri Operation Lifesaver	4	15	4	Police,
Crossing Collision	Missouri Operation Lifesaver	4	22	4	University,
Crossing Collision	Missouri Operation Lifesaver	4	22	4	University,
SFST 24-Hour	MSC	24	16	0	Police,
SFST Instructor	MSHP - Law Enforcement Academy	40	12	40	MSHP, Police,
Update	Missouri Safety Center	2	13	0	Police, Sheriff,
Update	Missouri Safety Center	2	7	0	MSHP, Police, Sheriff,
Update	Missouri Safety Center	2	4	0	MSHP, Police, Sheriff,
Update	Missouri Safety Center	2	4	0	Police,
Update	Missouri Safety Center	2	11	0	MSHP, Police, Sheriff,
Update	Missouri Safety Center	2	5	0	MSHP, Sheriff,
Update	Missouri Safety Center	2	4	0	Police, Sheriff,
Update	Missouri Safety Center	2	2	0	Police,
Update	Missouri Safety Center	2	5	0	MSHP, Police,
Update	Missouri Safety Center	2	6	0	Rangers,
Update	Missouri Safety Center	2	6	0	Police, Sheriff,
Update	Missouri Safety Center	2	7	0	MSHP, Police,
Update	Missouri Safety Center	2	3	0	MSHP, Police,
Update	Missouri Safety Center	2	6	0	Police, Sheriff, University,
Update	Missouri Safety Center	2	13	0	Police, Sheriff, State Agency,
Update	Missouri Safety Center	2	8	0	MSHP, Police, Sheriff,

SFST Update	MSC	8	6	0	Police,
SFST Update	MSC	8	9	0	Police, Sheriff,
SFST Update	MSC	4	13	0	Police,
SFST Update	MSC	4	8	0	Police,
SFST Update	MSC	4	14	0	Police,
SFST Update	MSC	4	13	0	MSHP, Police, Sheriff,
SFST Update	MSC	8	8	0	Police,
SFST Update	MSC	8	7	0	Police,
SFST Update	Missouri Safety Center	8	8	0	Police, Sheriff,
SFST Update	MSC	8	18	0	Police,
SFST Update	MSC	8	13	0	Police,
SFST Update	MSC	8	17	0	Police,
SFST Update	MSC	8	15	0	Police, Prosecuting Attorney,
SFST Update	MSC	8	13	0	Police, Prosecuting Attorney,
SFST Update	MSC	8	7	0	Police,
SFST Update	MSC	8	7	0	Police, Sheriff,
Considerations Juvenile	MOPS	1	86	1	Prosecuting Attorney, Park Rangers,
STARS	MSHP - Patrol Records Divison	7	7	7	Police, Sheriff,
STARS	MSHP - Patrol Records Divison	7	14	7	Police, Sheriff, University,
STARS	MSHP - Patrol Records Divison	7	15	7	Police, Sheriff,
STARS	MSHP - Patrol Records Divison	7	28	7	Police, Sheriff,
Letter Word: Bias In Traffic Cases	MOPS	1	85	1	MSHP, Other, Police, Sheriff, Prosecuting Attorney,
Enforcement Blood Draw	MOPS	3	11	3	Police, Sheriff, Prosecuting Attorney,
Enforcement Blood Draw	MOPS	3	11	3	MSHP, Police, Prosecuting Attorney,
Enforcement Blood Draw	MOPS	3	21	3	MSHP, Police,
ThinkFirst		1	8	0	
ThinkFirst		1	0	0	
ThinkFirst	Penny, Chad	4	75	0	
ThinkFirst		1	8	0	
ThinkFirst		1	5	0	
ThinkFirst		1	275	0	
ThinkFirst		4	95	0	
ThinkFirst		1	275	0	
ThinkFirst		2	100	0	
ThinkFirst		4	100	0	
ThinkFirst		1	650	0	
ThinkFirst		1	0	0	
ThinkFirst		1	300	0	
ThinkFirst		1	8	0	
ThinkFirst		1	700	0	

ThinkFirst	Penny, Jeremy	1	100	0	
ThinkFirst		1	75	0	
ThinkFirst		1	650	0	
ThinkFirst		1	550	0	
ThinkFirst		1	1	0	
ThinkFirst		2	50	0	
ThinkFirst		2	50	0	
ThinkFirst		4	110	0	
ThinkFirst		4	123	0	
ThinkFirst		1	95	0	
ThinkFirst		1	150	0	
ThinkFirst		1	10	0	
ThinkFirst		1	19	0	
ThinkFirst		1	4	0	
ThinkFirst		1	1	0	
ThinkFirst		1	25	0	
ThinkFirst		3	130	0	
ThinkFirst		2	40	0	
ThinkFirst		1	20	0	
ThinkFirst		1	100	0	
ThinkFirst		1	500	0	
ThinkFirst		1	8	0	
ThinkFirst		1	35	0	
ThinkFirst		1	320	0	
ThinkFirst		1	475	0	
ThinkFirst		1	425	0	
ThinkFirst		1	450	0	
ThinkFirst		1	16	0	
ThinkFirst		2	60	0	
ThinkFirst		2	60	0	
ThinkFirst		3	80	0	
ThinkFirst		1	6	0	
ThinkFirst		2	63	0	
ThinkFirst		1	30	0	
ThinkFirst		3	40	0	
ThinkFirst		2	225	0	
ThinkFirst		1	250	0	
ThinkFirst		1	50	0	
ThinkFirst		1	2	0	
ThinkFirst		2	160	0	
ThinkFirst		1	210	0	
ThinkFirst		1	15	0	
ThinkFirst		1	30	0	
ThinkFirst		3	70	0	
ThinkFirst		1	15	0	
ThinkFirst		6	120	0	
ThinkFirst		2	60	0	

ThinkFirst		1	0	0	
ThinkFirst		2	50	0	
ThinkFirst		2	50	0	
ThinkFirst		1	7	0	
ThinkFirst		1	4	0	
ThinkFirst		2	200	0	
ThinkFirst		2	290	0	
ThinkFirst		2	345	0	
ThinkFirst		2	215	0	
ThinkFirst		1	440	0	
ThinkFirst		2	435	0	
ThinkFirst		1	197	0	
ThinkFirst		1	4	0	
ThinkFirst		1	45	0	
ThinkFirst		1	35	0	
ThinkFirst		1	19	0	
ThinkFirst		1	7	0	
ThinkFirst		1	170	0	
ThinkFirst		1	360	0	
ThinkFirst		1	160	0	
ThinkFirst		1	48	0	
ThinkFirst		1	75	0	
ThinkFirst		1	4	0	
ThinkFirst		1	435	0	
ThinkFirst		1	39	0	
ThinkFirst		3	65	0	
ThinkFirst		1	25	0	
ThinkFirst		1	50	0	
ThinkFirst		1	440	0	
ThinkFirst		1	10	0	
ThinkFirst		1	120	0	
ThinkFirst		1	290	0	
ThinkFirst		5	72	0	
ThinkFirst		5	55	0	
ThinkFirst		1	20	0	
ThinkFirst		1	250	0	
ThinkFirst		1	12	0	
ThinkFirst		1	230	0	
ThinkFirst		1	420	0	
ThinkFirst		2	332	0	
ThinkFirst		1	215	0	
ThinkFirst		1	3	0	
ThinkFirst		1	650	0	
ThinkFirst		1	70	0	
ThinkFirst		1	12	0	
ThinkFirst		1	50	0	
ThinkFirst		1	12	0	

ThinkFirst		1	6	0	
ThinkFirst		2	75	0	
ThinkFirst		2	49	0	
ThinkFirst		1	50	0	
ThinkFirst		1	1	0	
ThinkFirst		3	80	0	
ThinkFirst		5	130	0	
ThinkFirst		1	19	0	
ThinkFirst		1	14	0	
ThinkFirst		1	20	0	
ThinkFirst		5	125	0	
ThinkFirst		1	3	0	
ThinkFirst		1	2	0	
ThinkFirst		1	550	0	
ThinkFirst		1	110	0	
ThinkFirst		1	360	0	
ThinkFirst		2	1200	0	
ThinkFirst		1	68	0	
ThinkFirst		1	74	0	
ThinkFirst		1	20	0	
ThinkFirst		1	5	0	
ThinkFirst		1	35	0	
ThinkFirst		1	0	0	
ThinkFirst		1	0	0	
ThinkFirst		1	5	0	
ThinkFirst		1	4	0	
ThinkFirst		1	2	0	
ThinkFirst		1	50	0	
ThinkFirst		1	8	0	
ThinkFirst		1	60	0	
ThinkFirst		1	3	0	
ThinkFirst		4	55	0	
ThinkFirst		1	20	0	
ThinkFirst		1	22	0	
ThinkFirst		1	45	0	
ThinkFirst		3	90	0	
ThinkFirst		1	24	0	
ThinkFirst		1	18	0	
ThinkFirst		1	85	0	
Offenders		1	20	0	
Offenders		1	24	0	
Offenders		1	21	0	
Offenders		1	18	0	
Offenders		1	26	0	
Offenders		1	24	0	
Offenders		1	16	0	
Offenders		1	22	0	

Offenders		1	27	0	
Offenders		1	27	0	
TRACTION	TRACTION	36	50	0	
TRACTION	TRACTION	16	38	0	
TRACTION	TRACTION	36	34	0	
TRACTION	TRACTION	36	66	0	
Traffic Stops and Vehicle Searches	MOPS	6	26	6	MSHP, Police, Prosecuting Attorney,
Traffic Stops and Vehicle Searches	MOPS	6	14	6	MSHP, Police, Sheriff, Park Rangers,
Traffic Stops and Vehicle Searches	MOPS	6	21	6	MSHP, Police, Sheriff, Prosecuting Attorney,
Traffic Stops and Vehicle Searches	MOPS	6	15	6	MSHP, Police, Sheriff, Prosecuting Attorney,
Traffic Stops and Vehicle Searches	MOPS	6	31	6	MSHP, Police, Sheriff, Prosecuting Attorney,
Traffic Stops and Vehicle Searches	MOPS	6	17	6	Police, Sheriff, Prosecuting Attorney, Park Rangers,
Traffic Stops and Vehicle Searches	MOPS	6	14	6	MSHP, Police,
Traffic Stops and Vehicle Searches	MOPS	6	13	6	Police, Sheriff, Prosecuting Attorney,
Traffic Stops and Vehicle Searches	MOPS	6	25	6	Police, Sheriff,
Traffic Stops and Vehicle Searches	MOPS	6	15	6	Police, Sheriff,
Traffic Stops and Vehicle Searches	MOPS	6	23	6	MSHP, Police, Sheriff,
Traffic Stops and Vehicle Searches	MOPS	6	23	6	MSHP, Police, Prosecuting Attorney,
Traffic Stops and Vehicle Searches	MOPS	6	24	6	MSHP, Police, Sheriff, Prosecuting Attorney,
Vehicle Rescue	Fire and Rescue Training Institute	16	19	1.6	Fire,
Vehicle Rescue	Fire and Rescue Training Institute	8	17	0.8	Fire,
Vehicle Rescue	Fire and Rescue Training Institute	16	14	1.6	Fire,
Vehicle Rescue	Fire and Rescue Training Institute	16	38	1.6	Fire,
Vehicle Rescue	Fire and Rescue Training Institute	8	19	0.8	Fire,
Vehicle Rescue	Fire and Rescue Training Institute	16	22	1.6	Fire,
Vehicle Rescue	Fire and Rescue Training Institute	8	25	0.8	Fire,
Vehicle Rescue	Fire and Rescue Training Institute	16	12	1.6	Fire,
Vehicle Rescue	Fire and Rescue Training Institute	8	15	0.8	Fire,
Vehicle Rescue	Fire and Rescue Training Institute	8	0	0.8	Fire,

Vehicle Rescue		8	15	0.8	Fire,
Vehicle Rescue	Fire and Rescue Training Institute	16	18	1.6	Fire,
Vehicle Rescue	Fire and Rescue Training Institute	8	17	0.8	Fire,
Vehicle Rescue	Fire and Rescue Training Institute	16	19	1.6	Fire,
Vehicle Search and Seizure	Missouri Southern State University	8	27	8	
Vehicle Is This and Why It	MOPS	1	55	1	MSHP, Police, Sheriff, Prosecuting Attorney, Park Rangers,
to Know About DWI Courts	MOPS	1	36	1	MSHP, Police, Sheriff, Prosecuting Attorney,
to Know About Ignition Interlocks	MOPS	1.5	40	1.5	MSHP, Other, Police, Sheriff, MoDOT, Prosecuting Attorney,
Young Driver	St. Joseph Safety and Health Council	0	200	0	
Young Driver	St. Joseph Safety and Health Council	0	82	0	
Young Driver	St. Joseph Safety and Health Council	0	215	0	
Young Driver	St. Joseph Safety and Health Council	0	396	0	
Young Driver	shc	4	25	0	
Young Driver	shc	5	20	0	Safety Council,
Young Driver	shc	4	16	0	
Young Driver	shc	4	8	0	
Young Driver	shc	4	32	0	
Young Driver	shc	4	12	0	
Young Driver	shc	8	26	0	
Young Driver	shc	4	35	0	
Young Driver	shc	8	32	0	
Young Driver	MADD	0	5374	0	
Young Driver	MADD	0	53	0	
Young Driver	The Alliance of Southwest Missouri	0	52	0	
Young Driver	Safe and Sober	0	7000	0	
Young Driver	BRAKES	0	328	0	
Young Driver	shc	4	25	0	
Young Driver	shc	4	17	0	
Young Driver	shc	4	23	0	
Young Driver	shc	4	15	0	
Young Driver	shc	8	29	0	
Young Driver	shc	8	15	0	
Young Driver	shc	4	17	0	
Young Driver	shc	4	26	0	
Young Driver	shc	4	24	0	
Young Driver	shc	8	16	0	
Young Driver	shc	4	41	0	
Young Driver	shc	4	22	0	

Young Driver	shc	4	15	0	
Young Driver	shc	4	18	0	
Young Driver	shc	4	28	0	
Young Driver	shc	4	34	0	
Young Driver	shc	8	22	0	
Young Driver	shc	4	12	0	
Young Driver	shc	8	19	0	
Young Driver	shc	4	22	0	
Young Driver	shc	4	22	0	
Young Driver	shc	4	10	0	
Young Driver	shc	4	26	0	
Young Driver	shc	4	27	0	
Young Driver	shc	4	19	0	
Young Driver	shc	8	27	0	
Young Driver	shc	4	24	0	
Young Driver	shc	4	24	0	
Young Driver	shc	4	23	0	
Young Driver	shc	4	19	0	
Young Driver	shc	4	15	0	
Young Driver	shc	4	30	0	
Young Driver	shc	4	17	0	
Young Driver	shc	4	16	0	
Young Driver	shc	4	31	0	
Young Driver	shc	4	31	0	
Young Driver	shc	8	13	0	
Young Driver	shc	4	39	0	
Young Driver	shc	4	29	0	
Young Driver	shc	4	15	0	
Young Driver	shc	4	20	0	
Young Driver	shc	4	34	0	
Young Driver	shc	5	28	0	Safety Council,
Young Driver	shc	5	21	0	Other,
Young Driver	shc	5	28	0	Safety Council,
Young Driver	shc	5	40	0	Safety Council,
Young Driver		5	21	0	Safety Council,
Young Driver	shc	5	37	0	Safety Council,
Young Driver	shc	5	39	0	Safety Council,
Young Driver	shc	5	26	0	Safety Council,
Young Driver	shc	5	30	0	Safety Council,
Young Driver	shc	5	27	0	Safety Council,
Young Driver	shc	4	28	0	Safety Council,
Young Driver	shc	4	15	0	Safety Council,
Young Driver	shc	4	10	0	
Young Driver	shc	4	16	0	Safety Council,
Young Driver	shc	4	22	0	Safety Council,
Young Driver	shc	4	10	0	Safety Council,
Young Driver	shc	4	34	0	Safety Council,

Young Driver	shc	4	25	0	Safety Council,
Young Driver	shcy	4	19	0	
Young Driver	shc	4	25	0	
Young Driver	shc	4	20	0	
Young Driver	shc	4	16	0	
Young Driver	shc	4	10	0	
Young Driver	shc	4	28	0	
Young Driver	shc	0	19	0	
Young Driver	shc	4	23	0	
Young Driver	shc	4	26	0	
Young Driver	shc	3	34	0	
Young Driver	shc	4	26	0	
Young Driver	shc	4	22	0	
Young Driver	shc	4	32	0	
Young Driver	shc	4	20	0	
Young Driver	shc	8	11	0	
Young Driver	shc	4	16	0	
Young Driver	shc	5	34	0	Safety Council,
Young Driver	shc	5	36	0	Safety Council,
Young Driver	BRAKES	0	320	0	