



# HIGHWAY SAFETY PROGRAM

---

*BIA Office of Justice Services – Indian Highway  
Safety Program*

**FY-2011**

## HIGHWAY SAFETY PLAN



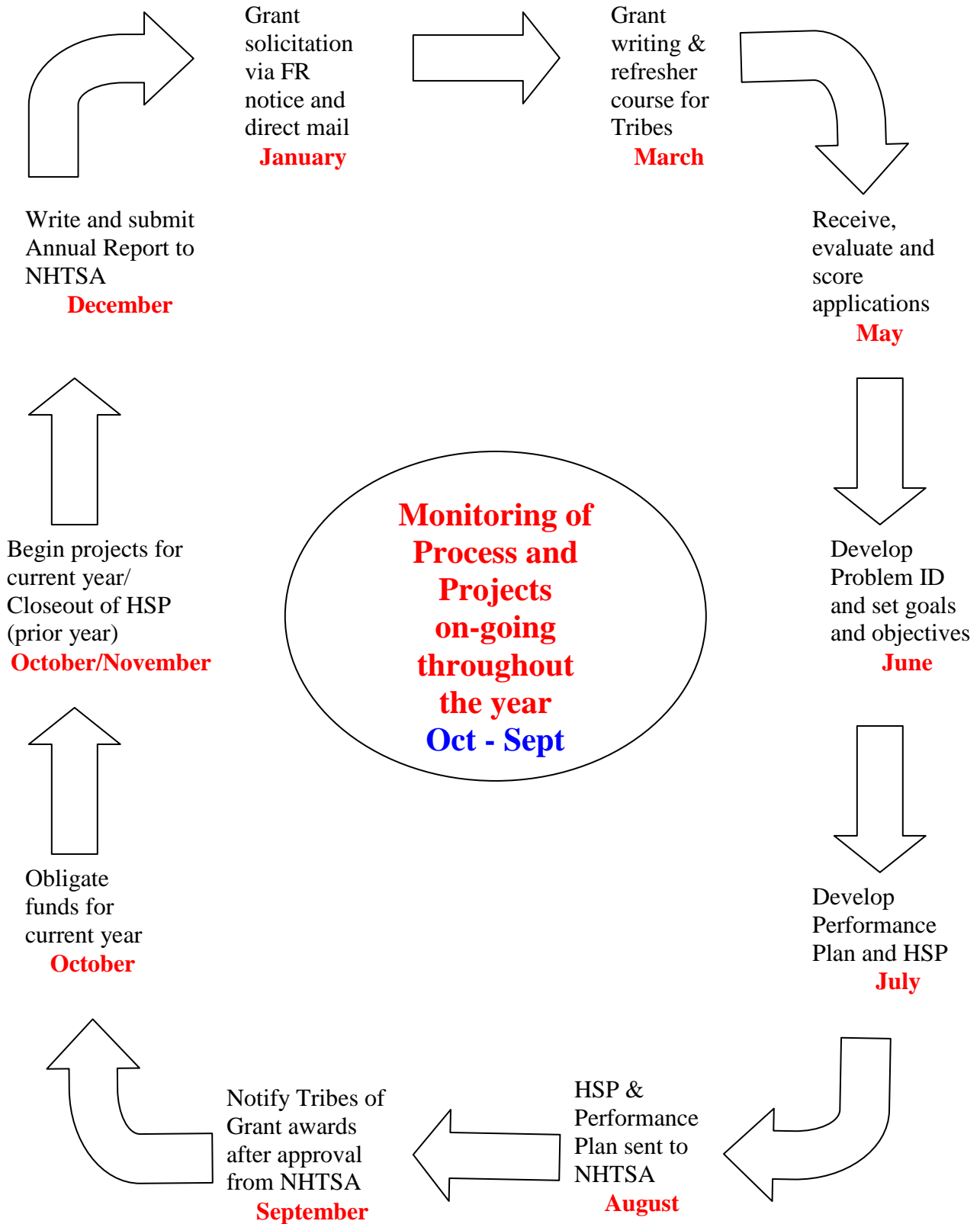
**Charles Addington**

Governor's Representative for Highway Safety  
Office of Justice Services - Indian Highway Safety Program  
1001 Indian School Road N.W.  
Suite 251  
Albuquerque, New Mexico 87104

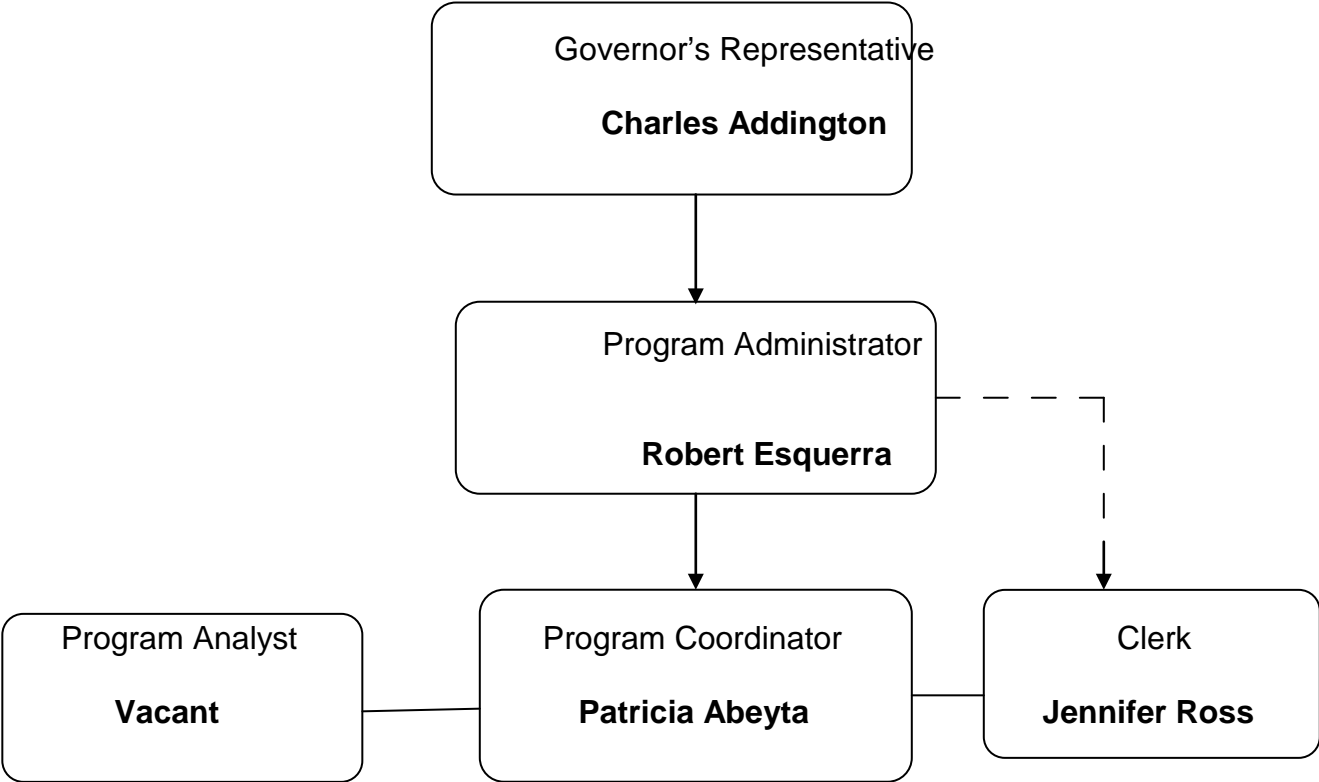
# TABLE OF CONTENTS

Highway Safety Planning Process Calendar .....	3
HSO Organization Chart .....	4
Mission Statement.....	5
Executive Summary .....	6
Performance Plan.....	7
Problem ID Process .....	8
Data Sources .....	8
Indian Demographic Analysis.....	9
Problem ID Summary .....	11
Development of Goals.....	18
Participants Involved.....	18
BIA Program Goals for FY09.....	19
Project Selection.....	20
Highway Safety Plan.....	21
Planning & Administration.....	22
Impaired Driving .....	24
Occupant Protection .....	35
Police Traffic Services.....	44
Traffic Records .....	86
Certifications .....	94
Program Cost Summary.....	105
Appendix.....	110

# HIGHWAY SAFETY PLANNING PROCESS CALENDAR



# HSO ORGANIZATION CHART



## **MISSION STATEMENT**

***To reduce the number and severity of traffic crashes in Indian Country by supporting Education, Enforcement, and Engineering, as well as Safe Tribal Community Programs.***

### **VISION**

***To create a Safe Tribal Community Environment where roadways in Indian Country are safe for all.***

### **PRINCIPALS**

***Credibility***

***Teamwork***

## EXECUTIVE SUMMARY

***To assist Tribes in creating a safe community environment where roadways in Indian Country are safe for all.***

The Bureau of Indian Affairs, Indian Highway Safety Program (IHSP) is the focal point for highway safety issues in Indian Country. The IHSP provides leadership by developing, promoting and coordinating programs that influence tribal and public awareness of all highway safety issues. With the recent (March 2010) transition to the Office of Justice Services, we are confident that we can provide the structure and support that the Indian Highway Safety Program deserves and are in a position to provide better services to the Tribes.

The Indian Highway Safety Program is committed to providing leadership and coordination in Highway Safety to all Indian Tribes. Included in this plan is an outline of the Program's Strategic Plan.

Problem identification and data analysis capabilities continue to be a relatively new field for the Indian Nation. We will continue to grow and improve in all areas of database management and analytical skills and tools.

It is apparent that a single source cannot provide the resources to solve even the most critical problems in Indian Country. Our office is constantly looking for cost sharing by State and other Government organizations, which address highway safety and data management needs. Tribal governments are committed to reducing traffic crashes, injuries, and fatalities attributed to impaired driving, speeding, and lack of seat belts and child safety seat use.

Safe roadways in Indian Country will always remain a priority issue. This effort will require every individual and organization involved to do his or her part. The following Performance and Highway Safety Plan describes programs and projects designed to address traffic safety in Indian Country for FY-2011, and serves as the basis for the execution of the Highway Safety Program Cost Summary (HS form 217).

Charles Addington  
Governor's Representative

# **PERFORMANCE PLAN**

# PROBLEM IDENTIFICATION PROCESS

Each year the BIA IHSP reviews existing data to determine the severity of motor vehicle related crashes in Indian Country. A list is developed of States that have the highest number of fatalities among Native Americans. Although the solicitation notice is sent to all federally recognized Tribes, preference is given to Tribes located in the States with the highest number of fatalities, if applications are received.

If no applications are received from Tribes in States with high Native American fatalities, the population, reservation size, location and severity of the problem, as identified by the Tribe submitting the application, are used as secondary factors.

The BIA Indian Highway Safety Program (IHSP), along with valuable assistance from NHTSA, develops a Problem Identification based on the information listed above for the Indian Nation and then selects projects in targeted "States" to be funded. The identified projects provide sufficient traffic records data to identify a problem and methods they intend to use to address the problem. IHSP staff evaluates the proposals and overall program goals and then performance measures are developed based upon the goals submitted by the Tribes themselves.

## DATA SOURCES

Reliable data sources are limited in reference to Tribal motor vehicle crashes, however, the BIA IHSP utilizes the following sources for information:

Fatality Analysis Reporting System (FARS) General Estimates System, U.S. Department of Transportation, National Highway Traffic Safety Administration. (Web inquiry)

Center for Disease Control and Prevention (CD), Data and Statistics. Web-based Injury Statistics Query and Report System (WISQARS), 2000 database.

Tribal data is also used to help develop objectives/performance measures within each program area. Many of the Tribes do not have electronic operating traffic records systems, which makes utilizing the data more difficult as there is no one source of records.

Additionally, there is no one source of data for EMS, BAC, court records or other types of data that are generally available to States, as each Tribe is within itself a sovereign nation and are not required to share data within the Tribe or outside sources.



# INDIAN “STATE” DEMOGRAPHIC ANALYSIS

The United States is home to 281,421,906 people according to the U.S. Census (April 2000). Seventy percent (70%) of those are classified as White, thirteen percent (13%) Black, twelve percent (12%) Hispanic, four percent (4%) Asian and Pacific Islander and one percent (1%) are classified as American Indians/Alaska Natives.

The 1% of American Indian/Alaska Natives represents a whole number of approximately 2,447,989. Consistent with the general population in the United States, 50.3% of American Indian/Alaska Natives are female and 49.7% are males. Also consistent with the general population of this country, the largest age group for American Indian/Alaska Natives is 35-44 years of age. The median age for American Indian/Alaska Natives is 28.5 compared to 35.3 for the general population in the United States.

American Indians/Alaska Natives are spread out over this vast land and there are federally recognized Tribes in all but 13 states in the United States. These American Indians/Alaska Natives represent over 560 Tribes throughout this country

The U.S. Census Bureau website was queried for States with Native American populations over 50,000. The following list represents all States with populations exceeding that amount.

California	333,346
Oklahoma	273,230
Arizona	255,879
New Mexico	173,483
Texas	118,362
North Carolina	99,551
Alaska	98,043
Washington	93,301
New York	82,461
South Dakota	62,283
Michigan	58,479
Montana	56,068
Minnesota	54,967
Florida	53,541

It should be noted, of the States listed above, in FY11 no Tribes from North Carolina, Alaska, or Florida applied for highway safety funding.

Roadway data is available for each Tribe, but not specific to each State. However, the following is a breakdown of road miles on reservations located in the United States:

BIA roads	24,000 miles
-----------	--------------

Tribal	940
Other (state)	8,800
Urban	225
County	21,594
Other fed	221
Other non fed	248

## PROBLEM IDENTIFICATION SUMMARY

The United States 2000 census data indicates there **281,421,906** people living in the United States. Seventy percent (70%) of those are classified as White, thirteen percent (13%) Black, twelve percent (12%) Hispanic, four percent (4%) Asian and Pacific Islander and one percent (0.9%) are classified as American Indians/Alaska Natives.

American Indian/Alaska Native Tribal lands and reservations are spread out over this vast land in all but 13 states in the United States. It should be noted however, there are Native American populations in all 50 states, including Washington, D.C. The 1% classified in the 2000 U.S. Census represents approximately 2.5 million American Indians/Alaska Natives from over 565+ Tribes throughout this country. (See Chart 1)

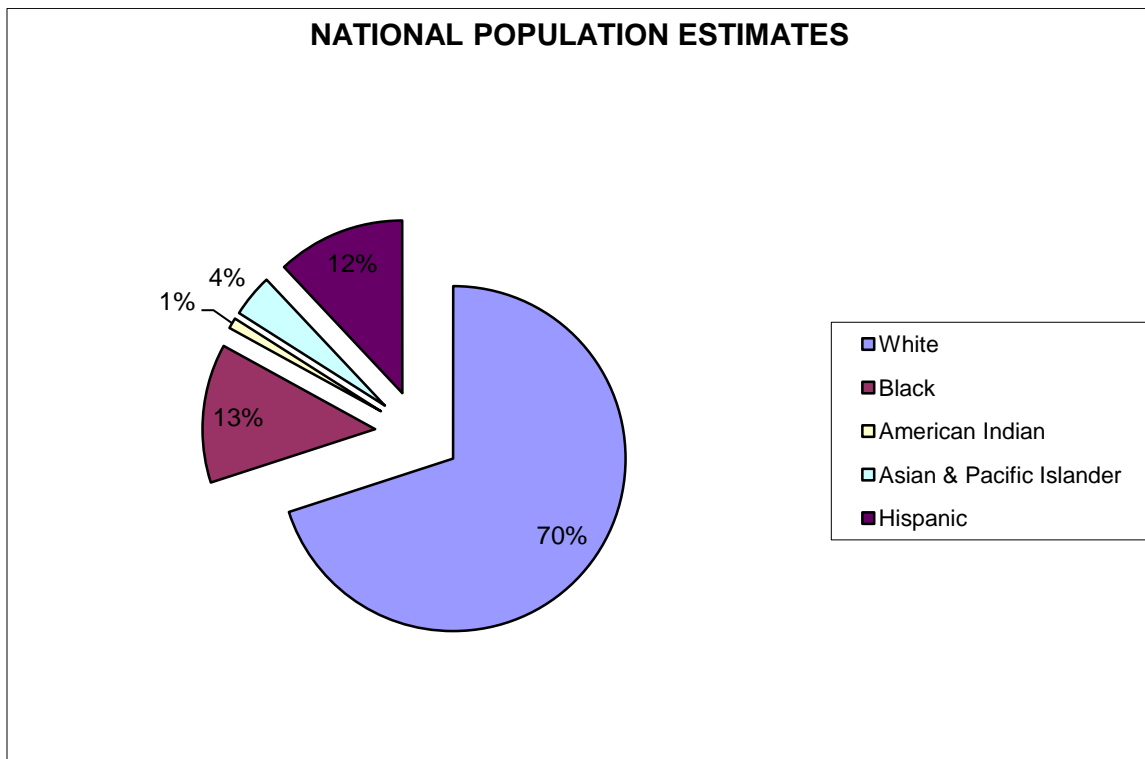


Chart 1

Despite their small ethnicity numbers, American Indians/Alaska Natives continue to be killed and injured in traffic crashes at rates that are 2 to 3 times that of other ethnic groups and that of the national average. The Fatal Analysis Reporting System (FARS) reported 37,261 lives lost in traffic related crashes in 2008, 41,259 motor vehicle crash fatalities in 2007 and 42,708 people killed in motor vehicle crashes in 2006.

FARS reports that of the total number of motor vehicle crash fatalities in 2008, 512 were American Indians/Alaska Natives. In 2007, FARS reported 679 American Indians/Alaska Natives killed in motor vehicle crashes. The 2006 number of crash fatalities was 725. While the

decrease is good news, it should be looked at cautiously at best because of the propensity to underreport by the Tribes.

The latest year of data available for American Indians/Alaska Natives from the Centers for Disease Control (CDC) is 2007. CDC's WISQARS reports the total number of MV Related Fatalities for American Indians/Alaska Natives for 2007 was 744. The number reported by CDC in 2006 was 838. The 2005 number was 757. Chart 2 captures the historical data related to crashes as a result of motor vehicle crashes as reported by these 2 databases; FARS and CDC. The difference in the number of mv crash fatalities each year between these two systems has consistently been plus or minus 100.

Total Number of MV Related Fatalities for American Indians/Alaska Natives					
	<u>2004</u>	<u>2005</u>	<u>2006</u>	<u>2007</u>	<u>2008</u>
FARS	654	657	725	679	512
CDC	772	757	838	744	

Chart 2

A recent inquiry into the differences in the data numbers revealed that FARS had 8% of the ethnicity identifiers listed as "unknown" or no information was recorded. This further indicates that under reporting is an issue with regards to American Indians/Alaska Natives.

A closer examination of the differences between the 2 numbers reported in the databases suggests the difference can be attributed to a couple of factors. First, the FARS system will only count a death as motor vehicle related if it occurs within 30 days of the crash. In sharp contrast, CDC counts any death within the year as motor vehicle related if the mitigating factor was the result of a crash at any time and the person died in that specific year. The second difference between the FARS and CDC numbers is CDC counts people that are run over on private property, driveways, off road, etc., as well as on streets and highways by vehicles, as motor vehicle related, whereas FARS does not. FARS only counts those deaths that occurred as a result of a motor vehicle crash that occurred on public roadways.

According to data obtained from the FARS, in 2008, a total of 512 American Indians/Alaska Native deaths were attributed to traffic crashes. This number includes motor vehicle, pedestrian, other land transport, motorcycles and bicycles.

Unintentional injury deaths are categorized by the CDC as: motor vehicle traffic, poisonings, drowning, falls, fires/burns, machinery, suffocation, natural environment, cut/piercing, other transports (boats, planes, trains), other land transports (3 wheelers, motorcycles), and other. By far, traffic related fatalities are the leading cause of death for Indians in unintentional injuries.

Because the Tribes that comprise the Indian Nation are geographically spread throughout the United States, it is extremely difficult to affect change in motor vehicle deaths in each of them. Each Tribe is unique in its heritage, languages and lifestyles. The BIA IHSP has selected Tribes in the following eleven (11) states to participate in the FY2011 program: Arizona, Idaho, Minnesota, Montana, Nevada, New Mexico, North Dakota, Oklahoma, South Dakota, Washington, and Wisconsin. MV fatality data from FARS for 2006, 2007 and 2008 is displayed in Chart 3 to show the rankings of these 11 states.

2006		2007		2008	
STATE	FARS	STATE	FARS	STATE	FARS
Arizona	143	Arizona	146	Arizona	124
Michigan	38	Idaho	5	Idaho	7
Minnesota	13	Minnesota	7	Minnesota	9
Montana	46	Montana	43	Montana	27
Nevada	5	Nevada	2	Nevada	1
New Mexico	73	New Mexico	74	New Mexico	69
North Dakota	23	North Dakota	25	North Dakota	16
Oklahoma	92	Oklahoma	78	South Dakota	14
South Dakota	44	South Dakota	28	Washington	25
Washington	26	Washington	39	Wisconsin	11
Wisconsin	21	Wisconsin	16	Wyoming	12

**Chart 3**

## ARIZONA

Arizona is home to 21 federally recognized Tribes. The largest Tribe in the State is the Navajo Nation (which reaches into New Mexico and Utah). In addition, there are several other large land based Tribes including the San Carlos Apache as well as the Tohono O'odham. The Native American population in the State of Arizona is approximately 309,392. Arizona has the 3<sup>rd</sup> largest population of American Indians/Alaska Natives in the United States.

FARS reported 146 deaths attributed to motor vehicle crashes to American Indians/Alaska Natives in this state in 2007, 143 in 2006 and 124 in FY2008, a reduction of 22 deaths!

## IDAHO

There are 4 Tribes located in Idaho with an estimated Native American population of 31,000. The Shoshone-Bannock (Fort Hall) Tribe is the second largest, both in land area and reservation population. FARS reported 7 motor vehicle crash Native American fatalities in 2008, two more than the 2007 FARS number of 5.

## **MINNESOTA**

Minnesota is home to 11 federally recognized Tribes. The total population for the State, according to the 2000 census is 4,919,479. Approximately 64,343 American Indians/Alaska Natives call Minnesota home. White Earth, Leech Lake and Red Lake are the largest reservations in the State. All three of these tribes received funding in FY2009, FY2010 and are included in this FY2011 Highway Safety Plan. In 2007, FARS reported 7 motor vehicle fatalities for American Indians/Alaska Natives, an almost 50% reduction from the 2006 number of 13. There were 2 more motor vehicle crash fatalities in FY2008, with FARS reporting the number at 9.

## **MONTANA**

Approximately 63,185 American Indians/Alaska Natives live in Montana. Within the geographic boundaries of the State, there are 7 federally recognized Tribes. Most of the Tribes in Montana are large land based Tribes. Several of the Tribes in this State have had some type of traffic safety program through the BIA IHSP for the past several years.

According to FARS reports, the Montana fatality number for American Indians/Alaska Natives has declined from 46 in 2006, to 43 in 2007 to 27 in 2008!

## **NEVADA**

Nevada is home to 1,998,257 people with American Indians/Alaska Natives comprising approximately 1.4% of the total population. Nevada is also home to 26 federally recognized Tribes, with Pyramid Lake being the largest land mass reservation. Pyramid Lake has been funded for a Police Traffic Services grant for the past four years, as well as the Walker River Tribe (funded for three years). Three of the 26 Tribes in Nevada share boundaries with adjoining States. In 2007, FARS reported 2 were American Indians/Alaska Natives, more than a 50% decrease from the 2006 number of 5. Again, in FY2008, FARS reported a decrease, with 1 Native American motor vehicle crash fatality.

## **NEW MEXICO**

New Mexico is home to 193,804 American Indians/Alaska Natives. There are 22 federally recognized Tribes in the State of New Mexico. The IHSP will contract with 10-12 New Mexico Tribes in FY2011. FARS data for 2008 reports 69 Native American motor vehicle crash fatalities, a reduction from the 2007 FARS number of 74.

## **NORTH DAKOTA**

North Dakota is home to 4 federally recognized Tribes, with the Three Affiliated Tribes (Fort Berthold) being the largest land based. The IHSP will contract with the Three Affiliated Tribes and the Turtle Mountain Band of Chippewa in FY2011. North Dakota also has 2 reservations that cross lines with the State of South Dakota. The 2000 population for North Dakota is 642,200 with 32,373 being Native Americans. Overall, American Indians/Alaska Natives comprise 5.0% of the population of this State. In 2007, according to the FARS, 25 Native Americans/Alaska Natives were killed in motor vehicle related crashes. The 2008 FARS number was 16, a difference of 9 lives saved!

## **SOUTH DAKOTA**

The State of South Dakota is home to 9 federally recognized Tribes. The Standing Rock and Lake Traverse Tribes have reservation boundaries that extend into North Dakota. Cheyenne River is the largest reservation in the State. The population for the State of South Dakota is 754,844 with approximately 66,791 or 8.6% classified as American Indians/Alaska Natives. According to FARS data, Native American motor vehicle crash fatalities have decreased from 44 in 2006, to 28 in 2007, to 14 in 2008!. This is a significant decrease!

## **WASHINGTON**

Washington is home to 29 federally recognized Tribes. FY2011 will be the third year that the IHSP has had a grant with the Lummi Nation. In 2007 FARS reported the number of Native American motor vehicle crash fatalities at 39 and 25 in 2008, a reduction of 14.

## **WISCONSIN**

Wisconsin is home to 5,363,675 people (2000 census) with Native Americans comprising 0.9% of this population. There are 11 federally recognized Tribes in Wisconsin with Menominee having the largest reservation (land size). In 2007, FARS reported the number of Native American motor vehicle crash fatalities in the State at 16. The 2008 FARS number was 12. The IHSP will again contract with the Menominee Tribe in FY2011.

In all eleven states in which the IHSP will be awarding highway safety grants to Tribes in FY2011, FARS numbers show a reduction in the number of Native American motor vehicle crash fatalities. In some states the reductions are significant!

The BIA IHSP will continue to outreach to the large land based Tribes in an effort to provide program support. Several mini-grants will be let to Tribes to participate fully in the “**Click It or Ticket**” and the “**Drunk Driving. Over the Limit, Under Arrest**” mobilizations as well as the Indian State “*Don’t Shatter The Dream*” mobilization. The BIA IHSP LEL(s) will provide outreach to other Tribes to help develop OP and Impaired Driving programs on the reservations that will decrease injuries and deaths attributed to motor vehicle crashes.

Data issues continue to plague the IHSP. The data received with project applications for FY11 was impossible to verify and in many cases was different from the previous numbers reported by the Tribes. As a result, the BIA IHSP decided to utilize FARS data as its baseline data for the FY10 program and again for the FY11 program.



## **DEVELOPMENT OF GOALS AND OBJECTIVES**

The records submitted by the Tribes, Fatal Analysis Reporting System (FARS) data, and the Center for Disease Control (CDC) data are used as the basis for identifying the highway safety problems in Indian Country.

Tribes are required to include traffic crash data to support the problem(s) they choose to address, as well as support documentation that includes arrest records, citation records, and conviction rates. Each Tribe includes goals and performance measures with its application.

The Tribes are required to provide goals and objectives it wants to accomplish with each application. Once Tribal projects are selected for funding, Tribes are contacted and the BIA IHSP negotiates with the Tribes on the goals and objectives for the project year. This process is necessary because often the applications, as received, cannot be funded in their entirety, or as written. Traditionally, reduced funding has required the BIA IHSP to balance funding levels with proposed goals and objectives as identified by the Tribes. However, with the passage of SAFETEA-LU and the increased funding received, the BIA IHSP is in a better position to fund more projects and at higher levels than before.

IHSP staff evaluates the proposals and overall program goals and performance measures are then developed. This process is done by adding all of the available data from the Tribes and either increasing or decreasing in a program area based on an “average” of all percentages from the applications in that program area.

The BIA IHSP staff uses those Tribal projects to then formulate a Highway Safety Plan to submit to the funding agency, the National Highway Traffic Safety Administration. A copy of the plan is sent to the Assistant Secretary – Indian Affairs. The originals are submitted to the funding agency for final approval.

The goal of BIA in the near future is to move toward a new process for goal setting by providing guidance to the Tribes in its annual notice for funding. National priority areas as well as those more specific to Tribal culture will be outlined in the notice.

## **PARTICIPANTS INVOLVED**

Beginning in FY04, the BIA IHSP reached out to Indian Health Service in an effort to collaborate on goal setting, training and outreach efforts for the two agencies. The BIA, additionally, outreached to Tribal judges and the BIA Law Enforcement agencies. The BIA IHSP will continue to outreach to these and other Indian Service Agencies in an effort to collaborate on ways to reduce mv related injuries and deaths among American Indian/Alaska Natives.

# **BIA GOALS FOR FY2011**

## **OVERALL PROGRAM GOAL:**

To reduce death and injury rates resulting from traffic crashes among Indian Tribes and on the reservations within the United States

To reduce fatalities in Indian Country by 2% from the FY2008 FARS number of 512 to 461 by the end of FY2011.

## **PLANNING & ADMINISTRATION**

To effectively administer highway safety funds, offer technical assistance to all Tribes requesting assistance and monitor funded projects

To initiate highway safety related projects with not less than 50 Tribes by the end of FY 2011.

## **IMPAIRED DRIVING**

To reduce the incidence of impaired driving by increasing DUI arrests within the participating Tribes by 18.5% from the FY09 total of 7,438 to 8,818 by the end of FY11. (Self reported numbers by Tribes)

Performance Measure to be tracked: Number of DWI arrests made during grant funded enforcement activities.

Performance Measure to be tracked: Number of fatalities involving a driver or motorcycle operator with .08+ BAC.

## **OP**

To increase safety belt usage rates in Indian Country from the "national" Indian Country rate of 64.8% to 66.8% by the end of FY11.

Performance Measure to be tracked: Seat belt use for passenger vehicles, front seat outboard occupants.

To increase the number of Tribes participating and reporting in the Click It or Ticket national mobilization from 30 to 50 by the end of FY11.

Performance Measure to be tracked: Number of seat belt citations issued during grant-funded enforcement activities.

## **PTS**

To increase the number of citations issued for speed and other moving violations by 10.7% from the FY09 total of 55,651 to 61,606 within the participating Tribes by the end of FY11.

Performance Measure to be tracked: Number of speeding citations issued during grant-funded enforcement activities.

Performance Measure to be tracked: Number of speeding related fatalities.

Performance Measure to be tracked: Number of unhelmeted motorcyclist fatalities.

Performance Measure to be tracked: Number of drivers age 20 or younger involved in fatal crashes.

Performance Measure to be tracked: Number of pedestrian fatalities.

## **TR**

To establish TR systems, collecting all traffic crash data on not less than 10 reservations within Indian Country by the end of FY11.

To update and implement the goals of the multi-year Traffic Records Strategic Plan, as submitted to NHTSA, based on the Section 408 application.

## PROJECT SELECTION

In January of each year, a solicitation letter is mailed to the Tribal Leaders of all federally recognized Tribes. In addition, announcements regarding the solicitation for proposals are posted on Tribal Technical Assistance Programs (TTAP) websites, IHS websites and the Federal Register. Prospective applicants are required to submit their requests to the Indian Highway Safety Program office no later than May 1 of each year. The submitting Tribes are required to include in their request, a statement of their traffic problems and how the Tribe plans to address the problem. Tribes are required to include traffic crash data to support the problem(s) they chose to address, as well as support documentation that include arrest records, citation records, and conviction rates.

In FY10, because of the IHSP's transition from the Division of Safety to the Office of Justice Services, the FY2011 tribal proposal due date was moved from May 1, 2010, to June 15, 2010. When the FY2012 tribal Requests for Proposal are sent out, the due date will once again be May 1<sup>st</sup>.

A selection committee comprised of representatives from NHTSA, BIA, IHS, a State Highway Safety Office, CDC and BIA Law enforcement score proposals and help select projects to be funded. All proposals are scored using the same criteria. Proposals are eligible for scores up to 100 based on the following: *Problem Identification – 40 points, Countermeasures – 30 points, Evaluation – 20 points and Community Support – 10 points*. Tribes that have been funded in the previous year can earn up to 10 points or have up to 10 points removed based on their past performance. After all scores are averaged, projects are selected for funding based on their ranking. The identified projects must provide sufficient traffic records data to identify a problem and methods they intend to use to address the problem.

# **HIGHWAY SAFETY PLAN**

## **PLANNING & ADMINISTRATION**

PA-11-01  
BIA Program Management  
\$230,000.00

### **GOAL:**

To effectively administer highway safety funds, offer technical assistance to Tribes and monitor projects.

To initiate highway safety related projects with not less than 50 Tribes by the end of FY11.

### **OBJECTIVES/PERFORMANCE MEASURES:**

To keep in constant contact with participating Tribes via on-site visits, desk and telephone monitoring and audits.

To offer technical assistance and outreach to Tribes not currently participating in program as requested.

Monitor expenditures with the utilization of the National Highway Traffic Safety Administration (NHTSA) Grants Tracking System (GTS).

### **PROJECT DESCRIPTION:**

Personnel services to manage, monitor and oversee the Indian Highway Safety Program include: 100% Program Coordinator, 100% Program Analyst - Finance and 100% Clerk-Typist, increased to include cost of living allowance (COLA).

Other costs will include travel and training, office machines, office supplies, GHSA dues, education supplies and other appropriate administrative expenditures.

### **EQUIPMENT:**

Appropriate upgrades to the Indian Highway Safety Program's computer network and office equipment will be funded as they become necessary.

### P&A: Budget Summary

<b>Project Number</b>	<b>Project Title</b>	<b>Budget</b>	<b>Budget Source</b>
PA-11-01	BIA Program Management	\$230,000.00	402
<b>402 Total</b>		<b>\$230,000.00</b>	402
<b>Total All funds</b>		<b>\$230,000.00</b>	

## **IMPAIRED DRIVING**



## **IMPAIRED DRIVING Program Area Problem Identification**

Alcohol usage is high on most reservations. While it is estimated that approximately 75% or more of all incidences on reservations involve alcohol, FARS data shows alcohol use among fatality crashes at approximately 58%. Alcohol usage is not limited or confined to adults on the reservations. In fact, most reservations have tremendous youth alcohol problems.

The BIA Indian Highway Safety Program has over the years funded many projects aimed at reducing the incidences of DUI. Because usage rates on reservations across this country are so high, there might be an assumption that alcohol is a constant staple. This information is inaccurate. In fact, most of the reservations prohibit the sale and distribution of alcoholic beverages. Therein, however, may be a big part of the problem.

Alcohol sales are not allowed on many reservations, which means that Tribal members must travel to adjacent cities or counties in order to purchase spirits. Because of the remoteness of some reservations, the closest municipality could be up to 2 or more hours away. Tribal members make the journey to the bar or liquor establishment, drink and then must make the long journey home.

Drinking and driving are not the only adverse affects to the systemic problem surrounding alcohol on the reservations. Tribal police departments report most every type of incident they respond to from suicides to domestic violence involve alcohol or some other type of drug. Alcohol, however, seems to be the drug of choice – no doubt because of its cost and availability.

In order to bring down the number of Indian lives lost as a result of drinking and driving, enforcement must be aggressive. Tribes will need to establish a zero tolerance attitude about the behavior. Additionally, there must be judicial and prosecutorial training to complement the efforts of law enforcement.

In March 2006, with NHTSA's assistance, the BIA IHSP underwent an Impaired Driving Assessment for Indian Country. The assessment report was released in June 2006. The report listed 99 recommendations aimed at addressing the impaired driving problem in Indian Country. Copies of the assessment report were widely distributed to participating Tribes, BIA agencies and other federal agencies.

Even with the Impaired Driving Assessment Report in place, performance measures remain difficult to set for the Indian "State" because of the many issues surrounding data. Tribes that submit proposals often send some data; however, the data is inaccurate and cannot be verified. As a result, setting Performance Measures and Goals becomes difficult, if not impossible. Because of these difficulties, the BIA IHSP began utilizing FARS data as its base data for FY08. However, self-reported numbers will be used to set performance measures for each individual Tribal project. Unfortunately, an accurate breakdown for impaired driving deaths, on reservations, is impossible, even through FARS. This is an issue the BIA IHSP will continue to work on to improve.

All data included on the individual project narratives was received from the Chiefs of Police or his/her designee, or the Tribal Records person. The BIA IHSP staff has tried to verify all data presented in the HSP.

The BIA Indian Highway Safety Program has always been committed to providing training, educational materials and equipment necessary to assist tribal law enforcement officers and police departments in their efforts to remove drinking drivers from the road. Over the years, many tribes have expressed the need for a BAT Mobile which would allow them to more effectively and safely perform checkpoint functions to remove drinking drivers from the reservation roadways.

In FY10, the BIA IHSP was able to provide the tribes in Indian Country with four (4) BAT Mobiles. Purchase of the BAT Mobiles was a two-year project and could not have been accomplished without the support of the NHTSA Region 6 Administrator and NHTSA IHSP Program Manager and the dedication of many individuals. Staff members of IHSP, several Tribes and BIA Office of Justice Services (OJS) were very involved throughout the process. The BAT Mobiles are for tribal use; however, BIA OJS agreed to take physical responsibility for them. Two (2) of the BAT Mobiles were placed in OJS District V (Billings, MT), one (1) in OJS District II (Muscogee, OK) and one (1) in OJS District IV (Albuquerque, NM). OJS retains physical custody of the BAT Mobiles and provides the BAT Mobiles to Tribes in their respective Districts, based upon proper checkout procedures. All three OJS Districts are required to provide monthly reports on the use of BAT Mobiles to the IHSP office. Indications are that the BAT Mobiles are being heavily used in the OJS Districts.

IHSP is hopeful that once an evaluation of the BAT Mobile project is complete, it will show the need for more BAT Mobiles in Indian Country.

All funded projects for FY11 must sign a commitment to participate in all national traffic safety campaigns. Tribes are also required to participate in the *"Don't Shatter the Dream,"* Indian State Impaired Driving Mobilization. Funded tribes will participate by conducting checkpoints, saturation patrols and/or enhanced enforcement as well as distributing belt and alcohol information. Extra funding has been added to each project budget for high visibility enforcement throughout the year.

In FY11, the IHSP staff plans to approach NHTSA Region 6 officials to discuss the possibility of hiring two Law Enforcement Liaisons (LELs) who will provide assistance and outreach to Tribal law enforcement agencies to get them involved with NHTSA campaigns and mobilizations to include, *"Click It or Ticket"*, *"Drunk Driving. Over the Limit. Under Arrest"*, and *"Don't Shatter the Dream"*. Educational materials and other supports would be provided to participating Tribes. Tribes receiving funding would also be exposed to the latest materials, handouts, and PSA's. The BIA's LELs would work closely with the NHTSA Region 6 Media Consultant, if available, to provide PI&E information to tribes nationwide in support of the national mobilizations. The LELs would also be in a position to provide tribal project monitoring for compliance with project requirements. Because of staff shortage in IHSP over the past few years, the current staff has been able to do very little on-site project monitoring.

Again, in FY11, most enforcement projects will have a performance measure related to alcohol. These projects will track DUI arrests, however, since all projects have other performance measures related to moving violations, most projects are coded as PTS projects.

**Impaired Driving** Program Area Goal:

To reduce the incidence of impaired driving motor vehicle fatalities by increasing DUI arrests within the participating Tribes by 18.5% from the FY09 totals of 7,438 to 8,818 by the end of FY11.

**NOTE:**

For each Tribal project, the Reservation Population and Land Base information is from the *Tiller's Guide to Indian Country*. The number of Road Miles is from the *2001 BIA Indian Reservation Roads (IRR)* directory.

AL-11-00  
BIA Program Management

**GOAL:**

To decrease motor vehicle crash injuries and fatalities attributed to DUI/DWI within the participating Tribes.

**PERFORMANCE MEASURES:** (Based on Self-reported numbers)

Oglala Sioux Tribe – PT-11-03 - To increase the number of DUI/DWI arrests by 40% from the FY09 number of 424 to 594 by the end of FY11.

Fort Belknap Tribe – PT-11-04 - To increase the number of DUI arrests by 20% over the FY08 number of 164 to 197 by the end of FY11. (*New Project*)

Yankton Sioux – PT-11-05 - To increase DWI/DUI's by 30% from the FY09 number of 55 to 72 by the end of FY11.

Isleta Pueblo – PT-11-06 - To increase the number of DUI arrests by 40% from the 2009 number of 115 to 161 by the end of FY11.

Menominee Tribe – PT-11-07 - To increase the number of OWI arrests by 10% over the FY09 number of 249 to 274 by the end of FY11.

Rocky Boy – PT-11-08 - To increase the number of DUI arrests by 10% from the FY09 number of 236 to 259 by the end of FY11.

Cheyenne River Sioux – PT-11-09 – To increase the number of DUI arrests by 10% from the FY09 number of 692 to 761 by the end of FY11.

Northern Cheyenne Tribe – PT-11-10 - To increase the number of DUI arrests by 25% from the FY09 number of 200 to 250 by the end of FY11.

Crow Nation – PT-11-11 - To increase the number of DUI arrests by 20% over the FY09 number of 301 to 362 by the end of FY11.

Taos Pueblo – PT-11-12 – To increase DUI arrests by 15% from the FY09 number of 123 to 142 by the end of FY11.

Jemez Pueblo – PT-11-13 – To increase the number of DUI arrests by 25% from the FY09 number of 32 to 40 by the end of FY11.

Fort Peck Tribe – PT-11-15 – To increase DUI arrests by 30% from the FY09 number of 272 to 354 by the end of FY11.

Tesuque Pueblo – PT-116 – To increase the number of DWI arrests by 10% from the 2009 number of 70 to 91 by the end of FY11.

Pojoaque Pueblo – PT-11-17 – To increase the number of DWI arrest by 30% from the 2009 number of 70 to 91 by the end of FY11.

Sisseton-Wahpeton Sioux – PT-11-18 – To increase the number of DUI arrests by 15% from the FY09 number of 199 to 229 by the end of FY11.

Pyramid Lake – PT-11-19 - To increase the number of DUI arrests by 50% from the FY09 number of 50 to 75 by the end of FY11.

Leech Lake – PT-11-20 – To increase the number of DUI arrests by 300% from the FY09 number of 25 to 100 by the end of FY11.

Laguna Pueblo – PT-11-21 - To increase the number of DUI arrests by 10% from the FY09 number of 167 to 184 by the end of FY110.

White Earth –PT-11-22 – To increase the number of DUI arrests by 30% from the FY09 number of 210 to 273 by the end of FY11.

Red Lake Tribe – PT-11-23 – To increase the number of DWI arrests by 15% from the FY09 number of 302 to 347 by the end of FY11.

Upper Sioux Tribe – PT-11-24 – To increase the number of DWI arrests by 50% from the FY09 number of 32 to 48 by the end of FY11.

Lummi Nation – PT-11-25 – To increase the number of DUI arrests by 20% from the FY09 number of 125 to 150 by the end of FY11.

Santa Clara Pueblo – PT-11-26 - To increase the number of DUI arrests by 50% from the FY09 number of 31to 47 by the end of FY11.

Ramah-Navajo – PT-11-27 - To increase the number of DUI arrests by 25% from the FY09 cnumber of 59 to 74 by the end of FY11.

Acoma – PT-11-28 - To increase the number of DUI arrests by 30% from the 2009 number of 53 to 69 by the end of FY11. *(New Project)*

Walker River – PT-11-29 - To increase the number of DUI arrests by 2000% from the FY09 number of 3 to 63 by the end of FY11.

Turtle Mountain – PT-11-30 - To increase the number of DUI arrests by 30% from the FY09 number of 226 to 294 by the end of FY11. *(New Project)*

Ft. Hall – PT-11-31 - To increase the number of DUI arrests by 15% from the FY09 number of 570 to 656 by the end of FY11.

White Mountain Apache – PT-11-32 - To increase the number of DUI arrests by 10% from the FY09 number of 559 to 615 by the end of FY11.

See individual projects under PTS.

**STRATEGIES:**

Hire Highway Safety Officers.

Promote sustained enforcement of impaired driving.

Increase DUI/DWI saturation patrols.

Provide checkpoint equipment.

Provide SFST, and checkpoint/saturation patrol training to Highway Safety Officers.

Conduct checkpoints in support of the *“Don’t Shatter the Dream”* and *“Drunk Driving. Over the Limit. Under Arrest”* impaired driving campaigns.

**EQUIPMENT:**

Checkpoint Equipment

**EVALUATION:**

Number of alcohol related fatality and injury crashes, number of DUI/DWI arrests, number of checkpoints and saturation patrols.

AL-11-01  
BIA Program Management  
\$10,000.00

**GOAL:**

To decrease motor vehicle crash injuries and fatalities attributed to DUI/DWI within the participating Tribes.

**PERFORMANCE MEASURES:**

Successfully implement not less than three (3) Impaired Driving enforcement projects and oversee twenty-nine (29) selective traffic enforcement Tribal projects with an impaired driving component.

**STRATEGIES:**

Provide effective monitoring for participating Tribes.  
Provide technical assistance where necessary.  
Attend related seminars, meetings and training.  
Train personnel on latest enforcement and education innovations.  
Provide materials to support the impaired driving mobilizations  
Promote involvement in national mobilizations and sustained enforcement.

**PROJECT DESCRIPTION:**

Costs will include, travel in-state and out-of-state; training for personnel on an as-needed basis; educational materials; seminar tuition; per diem; supplies; meeting rooms; reproduction costs; and other appropriate administrative expenditures.

**EQUIPMENT:**

None

**DATA USED TO DEVELOP PERFORMANCE MEASURES:**

Tribal proposals and the BIA Highway Safety Plan Problem Identification.

AL-11-02  
BIA OJS (Office of Justice Services)  
\$150,000.00

**GOAL:**

To provide support for the continued operation of the BAT Mobiles purchased for use in Indian Country which will result in decreased alcohol related motor vehicle crash injuries and fatalities within the participating Tribes.

**PERFORMANCE MEASURES:**

To reduce motor vehicle crashes on reservations and increase DUI arrests and BAC testing by providing the use of in-field equipment and transportation.

To support the Tribes in BIA OJS Districts II (Oklahoma), IV (Albuquerque) and V (Billings) by providing resources to utilize the BAT Mobiles.

**STRATEGIES:**

Provide operational expense support for four (4) BAT Mobiles to be used at checkpoints, pow-wows and saturation patrols.

**EQUIPMENT:**

Intoxilyzers

**EVALUATION:**

Tracking of the BAT Mobile logs, to include number of times BAT Mobiles are used, events BAT Mobiles are used for and name and number of Tribes using BAT Mobiles. Tracking of number of BAC tests run utilizing equipment and all enforcement data.



AL-11-03  
Impaired Driving Courts  
\$1,500,000.00

**GOAL:**

Increase DUI/DWI adjudication within Tribal courts.

**PERFORMANCE MEASURE:**

To establish not less than ten (10) Impaired Driving Adjudication Courts on reservations throughout Indian Country.

**STRATEGIES:**

To establish Impaired Driving Courts by providing start-up costs.

To provide resources to include: Salaries  
Training

Provide resources to purchase hardware/software.

**EQUIPMENT:**

Computers/hardware  
CISCO Judicial Module Software  
Office supplies

**EVALUATION:**

Number of convictions, number of cases adjudicated.

AL-11-04  
Rosebud Sioux Tribe (South Dakota)  
\$400,000.00

Reservation Population: 10,469

Land Base: 884,194.01 acres

Road Miles: 458.8 miles

**GOAL:**

To decrease the number of motor vehicle crash injuries and fatalities attributed to DUI on the Rosebud Reservation.

**PERFORMANCE MEASURES:**

To reduce the FY09 motor vehicle/alcohol related fatalities on the Rosebud Sioux Reservation by 20% from eleven (11) to eight (8), or less, by the end of FY11.

To decrease the number of motor vehicle injury crashes attributed to alcohol by 20% from the FY09 number of 45 to 34 by the end of FY11.

To provide not less than twelve (12) community and/or school education presentations on drinking and driving and safety belts on the Rosebud Sioux Reservation by the end of FY11.

**STRATEGIES:**

To increase the number of DUI arrests by 5% from the FY09 number of 890 to 935 by the end of FY11.

Hire four (4) Highway Safety Officers.

Increase DUI/DWI patrols.

Conduct not less than twelve (12) checkpoints and/or high visibility saturation patrols.

Provide training for officer(s) in SFST, radar, and saturation patrol and checkpoint methods.

Provide support to the ***“Click It or Ticket”*** mobilization and ***“Drunk Driving. Over The Limit. Under Arrest.”*** crackdown and the ***“Don’t Shatter The Dream”*** Indian State holiday mobilization through high visibility patrols, conducting sobriety checkpoints and saturation patrols.

Provide not less than twelve (12) educational presentations to elementary, high school and college students on the effects of impaired driving.

**EQUIPMENT:** None.

**EVALUATION:**

Tracking of number of DUI arrests, traffic violation citations, seat belt citations, checkpoints, saturation patrols, and number of injury and fatality crashes. Number of DUI convictions as a result of the use of the in-car video cameras.

AL-11-05  
Three Affiliated Tribes (North Dakota)  
\$335,000.00

Reservation Population: 5,917
Land Base: 922,750 acres
Road Miles: 484.3

**GOAL:**

To decrease the number of motor vehicle crash injuries and fatalities attributed to DUI on the Three Affiliated Tribes (Fort Berthold) Reservation.

**PERFORMANCE MEASURES:**

To reduce the FY09 motor vehicle/alcohol related fatalities on the Three Affiliated Tribes Reservation by 30% from nine (9) to (6) by the end of FY11.

To decrease the number of motor vehicle injury crashes attributed to alcohol by 20% from the FY09 number of ten (10) to eight (8) by the end of FY11.

To provide not less than ten (10) community and/or school education presentations on drinking and driving and safety belts on the Three Affiliated Tribes Reservation by the end of FY11.

**STRATEGIES:**

To increase DUI arrests by 25% from the FY09 number of 410 to 513 by the end of FY11.

Hire three (3) Highway Safety Officers.

Increase DUI/DWI patrols.

Increase traffic patrols.

Provide training for officer(s) in SFST, radar, and saturation patrol and checkpoint methods.

Provide support to the **“Click It or Ticket”** mobilization and **“Drunk Driving. Over The Limit. Under Arrest.”** crackdown and the **“Don’t Shatter The Dream”** Indian State holiday mobilization through high visibility patrols, conducting sobriety checkpoints and saturation patrols.

Conduct or participate in not less than twelve (12) checkpoints and/or saturation patrols.

Provide not less than ten (10) educational presentations to community member and elementary, high school and college students on safety belts and the effects of impaired driving.

**EQUIPMENT:** None

**EVALUATION:** Tracking of speed citations, seat belt citations, DUI’s, checkpoints, saturation patrols, motor vehicle injury and fatality crashes.

AL-11-06  
Wind River (Wyoming)  
\$350,000.00

Reservation Population: 6,730

Land Base: 2.2 million acres

Road Miles: 1,621

**GOAL:**

To decrease the number of injuries and fatalities attributed to motor vehicle crashes on the Wind River Shoshone-Arapaho Reservation.

**PERFORMANCE MEASURES:**

To reduce the number of motor vehicle related fatalities by 40% from the 2008 number of 10 to 6 by the end of FY11.

To reduce the number of alcohol-related motor vehicle crash fatalities by 40% from the 2008 number of 10 to 6 by the end of FY11.

**STRATEGIES:**

To increase the number of DUI arrests by 50% from the 2008 number of 256 to 384 by the end of FY11.

To increase the number of traffic citations (including speed) by 100% from the 2008 number of 195 to 390 by the end of FY11.

Hire three (3) Highway Safety Officers.

Increase DUI/DWI patrols.

Conduct checkpoints and high visibility saturation patrols.

Provide training for officer(s) in SFST, radar, and saturation patrol and checkpoint methods.

Provide support to the ***“Click It or Ticket”*** mobilization and ***“Drunk Driving. Over The Limit. Under Arrest.”*** crackdown and the ***“Don’t Shatter The Dream”*** Indian State holiday mobilization through high visibility patrols, conducting sobriety checkpoints and saturation patrols.

Increase traffic patrols for speed and all other moving violations.

Conduct or participate in not less than twelve (12) checkpoints and/or saturation patrols.

Provide not less than ten (10) educational presentations to community member and elementary, high school and college students on safety belts and the effects of impaired driving.

**EQUIPMENT:** None

**EVALUATION:**

Tracking of traffic citations, seat belt citations, DUI’s, number of checkpoints, saturation patrols and the number of injury and fatality crashes.

AL-11-07  
Comprehensive Impaired Driving Projects  
\$500,000.00

**GOAL:**

Decrease alcohol related motor vehicle crash injuries and fatalities within the participating Tribes.

**PERFORMANCE MEASURES:**

To establish not less than three (3) Comprehensive Impaired Driving projects on reservations throughout Indian Country.

**STRATEGIES:**

To establish Impaired Driving projects by providing start-up costs.

To provide resources to include: Salaries  
Training

**EQUIPMENT:**

Intoxilyzers  
PBTs

**EVALUATION:**

Tracking of traffic citations, seat belt citations, DUI's, number of checkpoints, saturation patrols and the number of injury and fatality crashes.

## Alcohol Area Cost Summary

### Alcohol: Budget Summary

Project Number	Project Title	Budget	Budget Source
AL 11-01	BIA Program Management	\$ 10,000.00	402
AL-11-02	BIA OJS	\$150,000.00	402
AL-11-03	Impaired Driving Courts	\$1,500,000.00	402
AL-11-04	Rosebud Sioux Tribe	\$400,000.00	402
AL-11-05	Three Affiliated Tribes	\$335,000.00	402
AL-11-06	Wind River	\$350,000.00	402
AL-11-07	Comprehensive Impaired Driving Projects	\$500,000.00	
<b>402 Total</b>		<b>\$3,245,000.00</b>	
<b>Total All funds</b>		<b>\$3,245,000.00</b>	

# **OCCUPANT PROTECTION**

## **OCCUPANT PROTECTION Program Area Problem Identification**

Motor vehicle crashes are the leading cause of death and injuries to Native Americans in the United States. Indians are killed at rates twice that of all other ethnic groups in this country. These high death rates can be attributed to a number of factors including the low and non-use of safety belts and child passenger safety restraint usage on the reservations.

Although there is no concrete number of Tribes that have seat belt and child passenger safety restraint laws or ordinances, it is estimated that it is less than one half of the 560 Federally Recognized Tribes. Of the Tribes that do have laws and ordinances, few are primary laws and even less are actively enforced.

Over the last few years, all projects funded have been encouraged to raise awareness of the benefits of wearing safety belts and properly restraining children. Of the Tribes that have taken unofficial surveys, belt usage rates range from a low of 5% to a high of about 75%, depending on the area of the country, and the progressiveness of the tribe.

In FY05, NHTSA, at the request of the BIA IHSP, contracted with Preusser Research Group, Inc., to develop and conduct a statistically sound "national" Indian Safety Belt survey. The purpose of the survey was to gauge belt usage on reservations across the country and serve as the official "Indian State" rate. The goal is to have Tribes compare their rate against the Indian State rate vs. the overall national rate or the geographic state rates.

The survey, *Safety Belt Use Estimate for Native American Tribal Reservations*, was published in February 2006. The overall usage rate in Indian country was at 55.4%. The second Indian State safety belt survey, published in May 2008, reported that safety belt usage rates in Indian Country had increased to 61.8%. It should be noted that the Navajo Nation did not consent to survey sites on their Reservation in the first two surveys.

The contract to conduct the next annual Indian State safety belt survey was awarded to Preusser Research Group, Inc., in August 2009. The survey was completed in the spring of FY2010 and did include the Navajo Nation. The safety belt usage rate for Indian Country increased by 3% to 64.8%! We are hopeful for another increase in the safety belt usage rates in Indian Country in FY11.

One of the issues that had been discussed for several years by members of the Federal Partners Group (IHSP, NHTSA, CDC, Indian Health Service) was the fact that Indian Health Service had their own safety belt survey protocol that was being used by their employees. It was the goal of the Federal Partners Group to have a single safety belt survey protocol that would be used by IHSP and Indian Health Service. Preusser Research Group evaluated the protocol, made a few design modifications and the result has been that we are now very close to IHSP and Indian Health Service using the same safety belt survey protocol. This will allow all Tribes to conduct statistically sound safety belt surveys.



Fear is the primary factor involved for why Native Americans do not buckle up. Most fear that safety belts will trap them in the event of a crash. As a result, the feeling is there is a better chance of surviving without the belt. Only through education, primary belt laws, and enforcement can changes in these types of attitudes be made.

Late model car are more the exception than the rule on reservations. In fact, pick-up trucks are the preferred method of transportation for Native Americans. There are a number of reasons for this, including: the ruralness of the reservations, weather conditions, and farming businesses.

It is imperative that not only the attitudes of Tribal members be changed, but also the attitudes of Tribal police, council members and judicial system. Saving lives through the usage of safety belts and child safety seats has to become a priority of the Tribal leadership if it is to make a difference within Indian country. Voluntary compliance is the goal, but enforcement needs to be an alternative. NHTSA's highly effective "*Click It or Ticket*" model has been shown to increase safety belt usage numbers in states that have implemented the model. As a consequence, several Tribal law enforcement agencies participate in the national mobilization and are beginning to distribute information on the effectiveness of safety belts to Tribal members. Yet, with all the information that has been printed and distributed on the benefits of safety belt usage, the reservations continue to struggle with effective programs aimed at increasing and sustaining belt usage rates. As a result, the BIA turned to NHTSA in an effort to help implement a comprehensive seat belt program that can work on the reservations. Assistance from NHTSA will include developing a model program that can be implemented and evaluated, and if necessary, adjusted so that it can be duplicated within several Tribes. Additionally, the BIA Indian Highway Safety Program is actively recruiting Tribes to upgrade or pass seat belt and child passenger safety ordinances.

## **CHILD PASSENGER SAFETY**

The availability of child safety seats has always been a factor, especially on the reservations. The need to educate Tribal members on the benefits of properly securing children is as great as the need for seats.

Traditional ways of Native Americans called for many Tribes to secure infants and small children on cradle boards or not at all. While this tradition runs deep, it is one of the most dangerous means for transporting children and infants.

The BIA Indian Highway Safety Program began training Tribal members and helping to establish safety seat loaner programs over 15 years ago. The programs were not adequately funded, but were better than no programs at all. As the program(s) began to take shape, the need for seats became apparent when seats would not be returned or be returned in unsalvageable condition. Also, there was no way for technicians to tell whether or not seats had been involved in crashes or if they were indeed safe to transport children.

As a result, the BIA Indian Highway Safety Program began to rethink this approach and developed Child Safety Seat Programs. These programs were designed to provide education to parents and caregivers. And, to those parents that were unable to afford seats, a seat was given to them. Eventually, these programs began to grow and for the past 5 years or longer, nearly every project funded had some component built in for Child Passenger Safety.

As part of a partnership between the BIA Indian Highway Safety Program and the Indian Health Service, an agreement was reached that would allow IHS to provide the Child Passenger Safety Technician and refresher course training. The BIA Indian Highway Safety Program would refer candidates for training to their Area Injury Prevention Specialist and in return, the BIA IHSP would supplement Child Passenger Safety Programs on the reservations by providing seats and materials to support clinics, checkpoints and fitting stations.

BIA IHSP will work with Indian Health Service to revitalize this collaboration FY11. Our commitment remains to continue the partnership with Indian Health Service. Once the process begins to run smoothly, the combined effort of these two agencies should help increase the awareness for the need to transport children safely by providing the expertise needed at the Tribal level and help supply the need for seats and materials to the Tribes.

**Occupant Protection** Program Area Goal:

To increase safety belt usage rates in Indian Country from the “national” Indian Country rate of 64.8% to 66.8%.

OP-11-01  
BIA Program Management  
\$5,000.00

**GOAL:**

To increase seat belt usage rates within Indian Country and increase the number of Tribes participating in seat belt programs.

**PERFORMANCE MEASURE:**

To increase seat belt usage rates in demonstration projects by 8–12 percentage points.

**STRATEGIES:**

To work with NHTSA to develop a comprehensive occupant protection project that encompasses several elements, including the Click It or Ticket enforcement model.

To develop the application process to be used to solicit Tribes for the demonstration projects.

To contract with not less than 2 Tribes to implement the model program elements.

To help identified Tribes establish a baseline seat belt usage rate.

To provide oversight and program management of OP projects.

To provide materials to support the *Click It or Ticket* national mobilization.

To promote participation in the *Click It or Ticket* national mobilization and sustained enforcement.

To provide oversight of the national Indian State Safety Belt Survey.

**PROJECT DESCRIPTION:**

Costs to include, travel in-state and out-of-state; training for personnel on an as- needed basis; educational materials; seminar tuition; per diem; supplies; meeting rooms; reproduction costs; and other appropriate administrative expenditures.

**EVALUATION:**

Increase in safety belt usage rates from established baseline numbers.

OP-11-02  
BIA Indian State Safety Belt Survey  
\$160,000.00

**GOAL:**

To measure seat belt usage rates within Indian Country.

**PERFORMANCE MEASURE:**

To conduct an annual safety belt survey in Indian Country by July 30, 2011.

**STRATEGIES:**

Contract for services to conduct safety belt survey.

Contact Tribes to assure participation in the safety belt survey.

Provide technical assistance to contractor and participating Tribes.

**EQUIPMENT:**

None

**EVALUATION:**

Safety belt survey results.

OP-11-03  
BIA Comprehensive Occupant Protection Demonstration Project  
\$150,000.00

**GOAL:**

To increase seat belt usage rates within Indian Country.

To identify effective model elements to increase Tribal seat belt usage.

**PERFORMANCE MEASURE:**

To increase safety belt usage rates in demonstration projects by 8–12 percentage points.

To contract with not less than 2 Tribes, once the protocol is developed, to implement the model program elements.

**STRATEGIES:**

To follow the protocol developed by the contractor.

To fund Tribes to implement all elements as outlined in the protocol.

Provide necessary community and Tribal leadership support.

Provide training in grant management.

To help identified Tribes establish a baseline safety belt usage rate.

**EQUIPMENT:**

None.

**EVALUATION:**

Increase in safety belt usage rates from established baseline numbers.

OP-11-04  
Indian Highway Safety Program  
\$100,000.00

**GOAL:**

To partner with Indian Health Service in providing Child Passenger Safety (CPS) seats for Native Americans and support (child safety seats and materials) for clinics, checkpoints and fitting stations for those Tribes working in collaboration with their respective Indian Health Service Injury Prevention Specialists.

**PERFORMANCE MEASURE:**

Provide child passenger safety seats to a minimum of thirty (30) Tribes in FY11. Tribal CPS application requests for child passenger safety seats must be endorsed by Indian Health Service personnel. Written activity reports will be required from Tribal personnel.

At least six (6) CPS clinics conducted on Reservations of participating Tribes and Indian Health Service Injury Prevention Specialists where CPS materials will be distributed.

**STRATEGIES:**

The IHSP will work closely with Indian Health Service Injury Prevention Specialists to ensure correctness of CPS applications and CPS reports.

The IHSP will work closely with Indian Health Service Injury Prevention Specialists to ensure proper CPS information is distributed to Tribal members and caregivers.

**EQUIPMENT:**

Child safety seats.

**EVALUATION:**

Increase in safety belt usage rates from established baseline numbers in the participating Tribes.

Occupant Protection Area Cost Summary

**Occupant Protection: Budget Summary**

<b>Project Number</b>	<b>Project Title</b>	<b>Budget</b>	<b>Budget Source</b>
OP 11-01	BIA Program Management	\$ 5,000.00	402
OP 11-02	Safety Belt Survey	\$160,000.00	402
OP 11-03	Demo Projects	\$150,000.00	402
OP 11-04	BIA CPS	\$100,000.00	402
<b>402 Total</b>		<b>\$415,000.00</b>	
<b>Total All funds</b>		<b>\$415,000.00</b>	

# **POLICE TRAFFIC SERVICES**



## **POLICE TRAFFIC SERVICES Program Area Problem ID**

Tribal culture and attitudes affect the effectiveness of Tribal Police Departments. As with any other local, state or county police department, priorities are dictated down to the street officer. These priorities are usually set by the Chief of Police with influence from the Tribal President, Tribal Elders, or the Tribal Council.

Many Tribes do not have Tribal Traffic Codes. When this is the case, enforcement of traffic laws is extremely difficult, if not impossible. Additionally, judicial attitudes are a huge piece of this pie. If the officers are making the stops and the arrests, and they are being dismissed, it often becomes disheartening for law enforcement.

Tribal law enforcement departments must contend with a number of issues including lack of adequate equipment and manpower, older police vehicles, and training. Over the last few years, the BIA Indian Highway Safety Program has worked with Tribal law enforcement agencies as well as the Tribal Police Academy to provide needed training for officers.

Radars, Intoxilyzers and PBT's have been purchased to aid in law enforcements' efforts to minimize the risk to the motoring public from those who willfully disobey the law by speeding, drinking and driving and refusing to wear safety belts. Educating the Tribal motoring public on the increased survival chances just by wearing safety belts has not been an easy sale and has, based on the traditionally low numbers, fallen on deaf ears. Enforcement of these types of laws has not, in the past, been a priority for Tribal law enforcement.

In order to make the roadways safe, and keep them safe, there must be enhanced police presence. The Tribal motoring public must be made aware that they will be stopped, ticketed and perhaps jailed for deliberate violations of Tribal Traffic Codes as well as other state and federal traffic codes. Along with the enforcement must be strong prosecution and sentencing.

Attitudes held by Tribal members and law enforcement need to be continuously reinforced to ensure that the perception of enforcement is high and the value of traffic enforcement is realized. It is important that the correlation be drawn between traffic enforcement and crime. Strong traffic enforcement has been shown to reduce crime.

The BIA Indian Highway Safety Program is committed to providing the necessary tools that Tribal law enforcement departments need in order to effectively enforce traffic laws and ordinances. Beginning in FY07, the BIA IHSP allowed the purchase of in-car video cameras as a tool to aid Tribal LE's efforts, and may continue to do so in FY11. One of the other ways the BIA IHSP has assisted Tribal law enforcement agencies is by providing checkpoint equipment.

The BIA IHSP sponsored a very successful Tribal Law Enforcement Traffic Safety Summit in FY08. The first one held was in FY06. The goal of the summit was to expose Tribal law enforcement officers to the most up-to-date information in order to assist in making their jobs easier. It is our hope to sponsor another Tribal Law Enforcement Traffic Safety Summit in FY11.

In FY11, the BIA IHSP will approach NHTSA about the possibility of working with the BIA Contracts and Grants Office to advertise for the services of two (2) Law Enforcement Liaisons (LELs). The LELs will be able to provide outreach to some of the largest Tribes not already being funded by the BIA IHSP. Indian Country is massive, with 560+ Tribes in 34 States. Each LEL would work on specific task orders and will be responsible for outreach, to include at least 50% travel time, to a certain number of Tribes, based upon an equitable division of Tribes/population between the LELs.

All Tribal law enforcement agencies funded in FY11 will sign commitments to participate in all national mobilizations as well as enhanced enforcement at other times of the year. Additionally, extra funding has been added to each project so that they can conduct high visibility enforcement throughout the year.

The BIA's LELs will be responsible for contacting Tribal and BIA law enforcement agencies to get them involved with NHTSA campaigns and mobilizations as well as continued and sustained enforcement utilizing overtime funds.

The BIA IHSP staff depends on the NHTSA Region 6 Media Consultant to provide PI&E information so that it may be distributed to Tribes nationwide.

Checkpoint and saturation patrol training will again be offered to Tribal officers participating in the program.

**Police Traffic Services (PTS) Program Area Goal:**

To increase the number of citations issued for speed and other moving violations by 10.7% from the FY09 total of 55,651 to 61,606 within the participating Tribes by the end of FY11.

**NOTE:**

For each Tribal project, the Reservation Population and Land Base information is from the *Tiller's Guide to Indian Country*. The number of Road Miles is from the *2001 BIA Indian Reservation Roads (IRR)* directory.

PT-11-01  
BIA Program Management  
\$5,000.00

**GOAL:**

To assist participating Tribes in decreasing injuries and fatalities attributed to speed, driver inattention, road rage, aggressive driving, driver impairment and driver error.

**PERFORMANCE MEASURES:**

To successfully implement not less than 50 projects.

To provide check point equipment to not less than 10 Tribes.

**STRATEGIES:**

Monitoring of participating tribal projects with on-site visits and telephone calls.

Providing technical assistance to participating and non-participating Tribes through various media.

Provide material resources to Tribes to support national mobilizations and crackdowns.

Promote participation in the national mobilizations and sustained speed enforcement.

**PROJECT DESCRIPTION:**

Costs to include travel in-state and out-of-state; training for personnel on an as-needed basis; educational materials; seminar tuition; per diem; supplies; meeting rooms; reproduction costs; and other appropriate administrative expenditures.

**EQUIPMENT:**

None.

PT-11-02  
Law Enforcement Liaisons  
\$250,000.00

**GOAL:**

To decrease the number of motor vehicle crashes and fatalities attributed to DUI and speed within Indian Country and to encourage the use of seat belts on reservations by providing Law Enforcement Liaison services to Tribal Law Enforcement agencies.

**PERFORMANCE MEASURES:**

To outreach to not less than fifty (50) Tribes within Indian Country.

**STRATEGIES:**

Site visits to Tribes not currently under contract with the BIA IHSP.

Assist Tribal Law Enforcement with training needs.

Conduct quarterly Tribal Law Enforcement Advisory Committee meetings.

Plan annual Tribal Law Enforcement Summit.

Promote sustained speed enforcement, in addition to occupant protection and impaired driving.

**EQUIPMENT:**

Laptop/printer  
Office Supplies

**EVALUATION:**

Number of Tribes recruited. Number of Tribes participating in national mobilizations.

PT-11-03  
Oglala Sioux Tribe (South Dakota)  
\$475,000.00

Reservation Population: 14,068

Land Base: 1,775,412.72 acres

Road Miles: 1,900

**GOAL:**

To decrease the number of injuries and fatalities attributed to motor vehicle traffic crashes on the Oglala Sioux Reservation.

**PERFORMANCE MEASURES:**

To decrease motor vehicle related fatalities on the Oglala Sioux Reservation by 50% from the FY09 number of 13 to 6 by the end of FY11.

To reduce motor vehicle injury and non-injury crashes by 30% from the FY09 number of 301 to 211 by the end of FY11.

**STRATEGIES:**

To increase the number of DUI/DWI arrests by 40% from the FY09 number of 424 to 594 by the end of FY11.

To increase number of traffic violation citations (including speed citations) by 15% from the FY09 number of 3,579 to 4,116 by the end of FY11.

Hire five (5) Highway Safety Officers.

Increase DUI/DWI patrols.

Provide training for officer(s) in SFST, radar, and saturation patrol and checkpoint methods.

Provide support to the **“Click It or Ticket”** mobilization and **“Drunk Driving. Over The Limit. Under Arrest.”** crackdown and the **“Don’t Shatter The Dream”** Indian State holiday mobilization through high visibility patrols, conducting sobriety checkpoints and saturation patrols.

Increase traffic patrols for all moving violations.

Conduct not less than twelve (12) checkpoints and/or high visibility saturation patrols.

Provide not less than twelve (12) presentations to Tribal members and school-aged children.

**EQUIPMENT:**

None

**EVALUATION:**

Track number of traffic violation citations, seat belt citations, DUI arrests, checkpoints, saturation patrols and number of injury and fatality crashes.

PT-11-04  
Fort Belknap (Montana)  
\$105,000.00

Reservation Population: 2,959

Land Base: 652,593 acres

Road Miles: 371

**GOAL:**

To decrease the number of injuries and fatalities attributed to motor vehicle traffic crashes on the Fort Belknap Reservation.

**PERFORMANCE MEASURES:**

To maintain the FY08 number of motor vehicle related fatalities on the Fort Belknap Reservation at 1, or less, by the end of FY11.

To reduce motor vehicle injury and non-injury crashes by 15% from the FY08 number of 42 to 35 by the end of FY11.

**STRATEGIES:**

Hire one (1) Highway Safety Officer.

To increase the number of DUI/DWI arrests by 20% from the FY08 number of 164 to 197 by the end of FY11.

To increase number of speed citations by 300% from the FY08 number of 11 to 44 by the end of FY11.

Increase DUI/DWI patrols.

Provide training for officer(s) in SFST, radar, and saturation patrol and checkpoint methods.

Provide support to the **“Click It or Ticket”** mobilization and **“Drunk Driving. Over The Limit. Under Arrest.”** crackdown and the **“Don’t Shatter The Dream”** Indian State holiday mobilization through high visibility patrols, conducting sobriety checkpoints and saturation patrols.

Increase traffic patrols for all moving violations.

Conduct not less than twelve (12) checkpoints and/or high visibility saturation patrols.

Provide not less than four (4) traffic safety presentations to Tribal members and school-aged children.

**EQUIPMENT:**

1 Radar and 1 PBT

**EVALUATION:**

Track number of traffic citations, seat belt citations, DUI arrests, checkpoints, saturation patrols and number of injury and fatality crashes.

PT-11-05  
Yankton Sioux (South Dakota)  
\$110,000.00

Reservation Population: 6,500

Land Base: 280,504 acres

Road Miles: 1,073

**GOAL:**

To reduce injury and fatalities resulting from motor vehicle crashes on the Yankton Sioux Reservation.

**PERFORMANCE MEASURE:**

To reduce motor vehicle related crashes by 20% from the FY09 number of 9 to 7 by the end of FY11.

**STRATEGIES:**

Hire one (1) Highway Safety Officer.

To increase DWI/DUI's by 30% from the FY09 number of 55 to 72 by the end of FY11.  
Increase DUI/DWI patrols.

To increase speed citations by 30% from the FY09 number of 136 to 177 by the end of FY11.

Increase traffic patrols.

Conduct checkpoints and high visibility saturation patrols.

Provide training for officer(s) in SFST, radar, and saturation patrol and checkpoint methods.

Provide support to the ***"Click It or Ticket"*** mobilization and ***"Drunk Driving. Over The Limit. Under Arrest."*** crackdown and the ***"Don't Shatter The Dream"*** Indian State holiday mobilization through high visibility patrols, conducting sobriety checkpoints and saturation patrols.

Conduct not less than twelve (12) checkpoints and/or saturation patrols.

Provide not less than four (4) traffic safety presentations to Tribal members and school-aged children.

**EQUIPMENT:**

None.

**EVALUATION:**

Tracking of speed citations, seat belt citations, DUI's, checkpoints, saturation patrols, and motor vehicle injury and fatality crashes.

PT-11-06  
Isleta Pueblo (New Mexico)  
\$315,000.00

Reservation Population: 3,166

Land Base: 301,102.92 acres

Road Miles: 258.6

**GOAL:**

To decrease the number of motor vehicle crash injuries and fatalities attributed to DUI/DWI and speed on the Isleta Pueblo.

**PERFORMANCE MEASURES:**

To decrease motor vehicle related fatalities on the Isleta Pueblo by 50% from the 2009 number of 2 to 1 by the end of FY11.

To reduce motor vehicle crashes by 15% from the 2009 number of 198 to 168 by the end of FY11.

**STRATEGIES:**

To increase traffic citations by 5% from the 2009 number of 5,923 to 6,219 by the end of FY11.

To increase the number of DUI arrests by 40% from the 2009 number of 115 to 161 by the end of FY11.

Hire three (3) Highway Safety Officers.

Increase DUI/DWI patrols.

Conduct checkpoints and high visibility saturation patrols.

Provide training for officer(s) in SFST, radar, and saturation patrol and checkpoint methods.

Provide support to the **“Click It or Ticket”** mobilization and **“Drunk Driving. Over The Limit. Under Arrest.”** crackdown and the **“Don’t Shatter The Dream”** Indian State holiday mobilization through high visibility patrols, conducting sobriety checkpoints and saturation patrols.

Increase traffic patrols for speed and all other moving violations.

Conduct not less than twelve (12) checkpoints and/or saturation patrols.

Provide not less than ten (10) presentations to Tribal members and school-aged children.

**EQUIPMENT:** None

**EVALUATION:**

Tracking of speed citations, DUI arrests, saturation patrols, checkpoints, and number of injury and fatality crashes.



PT-11-07  
Menominee Tribe (Wisconsin)  
\$265,000.00

Reservation Population: 4,562
Land Base: 235,523
Road Miles: 650

**GOAL:**

To reduce the number of motor vehicle crash injuries and fatalities attributed to (Operating Under the Influence) and moving violations on the Menominee Reservation.

**PERFORMANCE MEASURES:**

To reduce the number of alcohol related motor vehicle crashes by 18% from the FY09 number of 47 to 39 by the end of FY11.

To reduce the number of motor vehicle crashes by 20% from the FY09 number of 268 to 214 by the end of FY11.

**STRATEGIES:**

To increase the number of OWI arrests by 10% over the FY09 number of 249 to 274 by the end of FY11.

To increase traffic violation citations (including speed citations) by 5% over the FY09 number of 1,901 to 1,996 by the end of FY11.

Hire one (1) Highway Safety Officer and one (1) Data Clerk.

Increase OWI patrols.

Conduct checkpoints and high visibility saturation patrols.

Provide training for officer(s) in SFST, radar, and saturation patrol and checkpoint methods.

Provide support to the **“Click It or Ticket”** mobilization and **“Drunk Driving. Over The Limit. Under Arrest.”** crackdown and the **“Don’t Shatter The Dream”** Indian State holiday mobilization through high visibility patrols, conducting sobriety checkpoints and saturation patrols.

Conduct or participate in not less than twelve (12) checkpoints and/or high visibility saturation patrols.

Increase traffic patrols for speed and other moving violations.

Provide not less than twelve (12) presentations to Tribal members and school-aged children.

**EQUIPMENT:**

None

**EVALUATION:**

Tracking of number of OWI arrests and citations, seat belt citations, and number of injury and fatality crashes.

PT-11-08  
Rocky Boy's Chippewa Cree (Montana)  
\$255,000.00

Reservation Population: 5,008
Land Base: 110,950.20 acres
Road Miles: 216

**GOAL:**

To decrease the number of injuries and fatalities attributed to motor vehicle traffic violations on the Rocky Boy Indian Reservation.

**PERFORMANCE MEASURES:**

To maintain or decrease the number of motor vehicle related fatal crashes on the Rocky Boy Reservation by the end of FY11. There was 1 motor vehicle crash fatality recorded in FY09.

To reduce motor vehicle crashes by 10% from the FY09 number of 76 to 69 by the end of FY11.

**STRATEGIES:**

To increase traffic violation citations by 15% over the FY09 number of 1,111 to 1,278 by the end of FY11.

To increase the number of DUI arrests by 10% from the FY09 number of 236 to 259 by the end of FY11.

Hire two (2) Highway Safety Officers and one (1) half-time Data Clerk.

Increase DUI/DWI patrols.

Conduct checkpoints and high visibility saturation patrols.

Provide training for officer(s) in SFST, radar, and saturation patrol and checkpoint methods.

Provide support to the ***“Click It or Ticket”*** mobilization and ***“Drunk Driving. Over The Limit. Under Arrest.”*** crackdown and the ***“Don’t Shatter The Dream”*** Indian State holiday mobilization through high visibility patrols, conducting sobriety checkpoints and saturation patrols.

Increase traffic patrols for all moving violations.

Conduct or participate in not less than twelve (12) checkpoints and/or saturation patrols.

Provide not less than six (6) presentations to Tribal members and school-aged children.

**EQUIPMENT:** None.

**EVALUATION:**

Track number of traffic citations, seat belt citations, DUI arrests, saturation patrols, checkpoints, and number of injury and fatality crashes.

PT-11-09  
Cheyenne River Sioux Tribe (South Dakota)  
\$265,000.00

Reservation Population: 8,500

Land Base: 2.8 million acres

Road Miles: 1,400

**GOAL:**

To decrease the number of motor vehicle crash related injuries and fatalities on the Cheyenne River Sioux Reservation.

**PERFORMANCE MEASURES:**

To decrease the number of motor vehicle related fatal crashes by 50% from the FY09 number of 3 to 1 by the end of FY11.

To decrease motor vehicle crashes by 10% from the FY09 number of 160 to 144 by the end of FY11.

**STRATEGIES:**

To increase the number of DUI arrests by 10% from the FY09 number of 692 to 761 by the end of FY11.

To increase the number of speed citations by 5% from the FY09 number of 1,099 to 1,153 by the end of FY11.

Hire two (2) Highway Safety Officers and one (1) Data Clerk.

Increase DUI/DWI patrols.

Conduct checkpoints and high visibility saturation patrols.

Provide training for officer(s) in SFST, radar, and saturation patrol and checkpoint methods.

Provide support to the **“Click It or Ticket”** mobilization and **“Drunk Driving. Over The Limit. Under Arrest.”** crackdown and the **“Don’t Shatter The Dream”** Indian State holiday mobilization through high visibility patrols, conducting sobriety checkpoints and saturation patrols.

Increase traffic patrols for all moving violations.

Conduct not less than twelve (12) checkpoints and/or saturation patrols.

Provide not less than eight (8) traffic safety presentations to tribal members and school-aged children.

**EQUIPMENT:** None

**EVALUATION:**

Track number of traffic citations, seat belt citations, DUI/DWI arrests, saturation patrols, checkpoints and number of injury and fatality crashes. Number of DUI convictions as a result of the use of the in-car video cameras.

PT-11-10  
Northern Cheyenne Tribe (Montana)  
\$360,000.00

Reservation Population: 4,950

Land Base: 445,000 acres

Road Miles: 983

**GOAL:**

To decrease the number of injuries and fatalities attributed to motor vehicle crashes on the Northern Cheyenne Reservation.

**PERFORMANCE MEASURES:**

To reduce the number of motor vehicle related fatalities by 50% from the FY09 number of 4 to 2 by the end of FY11

To decrease the number of motor vehicle crashes by 20% from the FY09 number of 89 to 71 the end of FY11.

**STRATEGIES:**

To increase the number of DUI arrests by 25% from the FY09 number of 200 to 250 by the end of FY11.

To increase the number of traffic violation (including speed) citations by 15% from the FY09 number of 649 to 747 by the end of FY11.

Hire three (3) Highway Safety Officers.

Increase DUI/DWI patrols.

Conduct checkpoints and high visibility saturation patrols.

Provide training for officer(s) in SFST, radar, and saturation patrol and checkpoint methods.

Provide support to the **“Click It or Ticket”** mobilization and **“Drunk Driving. Over The Limit. Under Arrest.”** crackdown and the **“Don’t Shatter The Dream”** Indian State holiday mobilization through high visibility patrols, conducting sobriety checkpoints and saturation patrols.

Increase traffic patrols for all moving violations.

Conduct not less than twelve (12) checkpoints and/or saturation patrols.

Provide not less than ten (10) traffic safety presentations to tribal members and school-aged children.

**EQUIPMENT:** None.

**EVALUATION:**

Track number of traffic citations, seat belt citations, DUI’s, number of checkpoints, saturation patrols and the number of injury and fatality crashes.

PT-11-11  
Crow Nation (Montana)  
\$325,000.00

Reservation Population: 7,000

Land Base: 2.8 million acres

Road Miles: 1,484

**GOAL:**

To decrease the number of injuries and fatalities attributed to motor vehicle crashes on the Crow Nation Reservation.

**PERFORMANCE MEASURES:**

To decrease the number of motor vehicle related fatalities by 60% from the FY09 number of 9 to 3 by the end of FY11.

To decrease alcohol related motor vehicle related crashes by 20% from the FY09 number of 84 to 67 by the end of FY11.

**STRATEGIES:**

To increase the number of DUI arrests by 20% over the FY09 number of 301 to 362 by the end of FY11.

To increase the number of traffic violation citations (including speed) by 15% from the FY09 number of 807 to 928 by the end of FY11.

Hire four (4) Highway Safety Officers.

Increase DUI/DWI patrols.

Provide training for officer(s) in SFST, radar, and saturation patrol and checkpoint methods.

Provide support to the **“Click It or Ticket”** mobilization and **“Drunk Driving. Over The Limit. Under Arrest.”** crackdown and the **“Don’t Shatter The Dream”** Indian State holiday mobilization through high visibility patrols, conducting sobriety checkpoints and saturation patrols.

Increase traffic patrols for speed and all other moving violations.

Conduct not less than twelve (12) checkpoints and/or saturation patrols.

Provide not less than twelve (12) traffic safety presentations to Tribal members and school-aged children.

**EQUIPMENT:** None.

**EVALUATION:**

Track number of number of DUI arrests, traffic citations, seat belt citations, checkpoints, saturation patrols and number of alcohol related injury and fatality crashes.

PT-11-12  
Taos Pueblo (New Mexico)  
\$110,000.00

Reservation Population: 4,484

Land Base: 102,697 acres

Road Miles: 100.1

**GOAL:**

To reduce motor vehicle injuries and fatalities attributed to DUI and speed on the Taos Pueblo.

**PERFORMANCE MEASURE:**

To maintain, or decrease, motor vehicle crashes by 20% from the FY09 number of 14 to 11 by the end of FY11.

**STRATEGIES:**

To increase DUI arrests by 15% from the FY09 number of 123 to 142 by the end of FY11.

To increase speed citations by 10% over the FY09 number of 809 to 890 by the end of FY11.

Hire one (1) Highway Safety Officer.

Increase DUI/DWI patrols.

Increase traffic patrols.

Conduct or participate in not less than twelve (12) checkpoints and/or high visibility saturation patrols.

Provide training for officer(s) in SFST, radar, and saturation patrol and checkpoint methods.

Provide support to the **“Click It or Ticket”** mobilization and **“Drunk Driving. Over The Limit. Under Arrest.”** crackdown and the **“Don’t Shatter The Dream”** Indian State holiday mobilization through high visibility patrols, conducting sobriety checkpoints and saturation patrols.

Provide not less than four (4) traffic safety presentations to Tribal members and school-aged children.

**EQUIPMENT:**

None

**EVALUATION:**

Tracking of traffic citations, speed citations, seat belt citations, DUI’s, saturation patrols, checkpoints and injury and fatality crashes. Number of DUI convictions as a result of the use of the in-car video cameras.

PT-11-13  
Jemez Pueblo (New Mexico)  
\$120,000.00

Reservation Population: 1,958

Land Base: 89,619.13 acres

Road Miles: 93.8

**GOAL:**

To decrease the number of injuries and fatalities attributed to motor vehicle traffic crashes on the Jemez Pueblo.

**PERFORMANCE MEASURE:**

To decrease motor vehicle related crashes by 15% from the FY09 number of 23 to 19 by the end of FY11.

**STRATEGIES:**

To increase the number of DUI arrests by 25% from the FY09 number of 32 to 40 by the end of FY11.

To increase the number of traffic citations (including speed) by 5% from the FY09 number of 2,774 to 2,913 by the end of FY11.

Hire one (1) Highway Safety Officer.

Increase traffic patrols.

Conduct checkpoints and high visibility saturation patrols.

Provide training for officer(s) in SFST, radar, and saturation patrol and checkpoint methods.

Provide support to the **“Click It or Ticket”** mobilization and **“Drunk Driving. Over The Limit. Under Arrest.”** crackdown and the **“Don’t Shatter The Dream”** Indian State holiday mobilization through high visibility patrols, conducting sobriety checkpoints and saturation patrols.

Conduct or participate in not less than twelve (12) checkpoints and/or saturation patrols.

Provide not less than six (6) presentations to Tribal members and school-aged children.

Increase traffic patrols for speed and all other moving violations.

**EQUIPMENT:**

None

**EVALUATION:**

Track number of traffic citations, seat belt citations, DUI arrests, checkpoints, saturation patrols and number of injury and fatality crashes.

PT-11-14  
Lac Courte Oreilles (Wisconsin)  
\$100,000.00

Reservation Population: 2,886

Land Base: 48,000 acres

Road Miles: 319

**GOAL:**

To decrease the number of injuries and fatalities attributed to motor vehicle crashes on the Lac Courte Oreilles Reservation.

**PERFORMANCE MEASURES:**

To maintain the number of motor vehicle fatalities at 0 through the end of FY11.

To reduce motor vehicle crashes by 20% from the FY09 number of 25 to 20 by the end of FY11.

**STRATEGIES:**

To increase the number of traffic citations (including speed) issued by 50% from the FY09 number of 163 to 245 by the end of FY11.

Hire one (1) Highway Safety Officer.

Increase DUI/DWI patrols.

Conduct checkpoints and high visibility saturation patrols.

Provide training for officer(s) in SFST, radar, and saturation patrol and checkpoint methods.

Provide support to the **“Click It or Ticket”** mobilization and **“Drunk Driving. Over The Limit. Under Arrest.”** crackdown and the **“Don’t Shatter The Dream”** Indian State holiday mobilization through high visibility patrols, conducting sobriety checkpoints and saturation patrols.

Increase traffic patrols for speed and all other moving violations.

Conduct not less than twelve (12) checkpoints and/or saturation patrols.

Provide not less than four (4) traffic safety presentations to Tribal members and school-aged children.

**EQUIPMENT:** 2 PBTs  
Checkpoint Equipment

**EVALUATION:**

Track number of traffic citations, seat belt citations, DUI’s, number of checkpoints, saturation patrols and the number of injury and fatality crashes.



PT-11-15  
Fort Peck Tribe (Montana)  
\$365,000.00

Reservation Population: 10,321

Land Base: 937,046.28acres

Road Miles: 801 miles

**GOAL:**

To decrease the number of motor vehicle crash injuries and fatalities attributed to motor vehicle crashes on the Fork Peck Reservation.

**PERFORMANCE MEASURES:**

To reduce motor vehicle related fatalities on the Fort Peck Reservation by 50% from the FY09 number of 4 to 2 by the end of FY11.

To decrease the number of motor vehicle injury crashes by 20% from the FY09 number of 53 to 42 by the end of FY11.

**STRATEGIES:**

To increase the number of DUI arrests by 30% over the FY09 number of 272 to 354 by the end of FY11.

To increase the number of traffic citations (including speed) issued by 25% from the FY09 number of 1,185 to 1,482 by the end of FY11.

Hire four (4) Highway Safety Officers.

Increase DUI/DWI patrols.

Conduct not less than twelve (12) checkpoints and/or high visibility saturation patrols.

Provide training for officer(s) in SFST, radar, and saturation patrol and checkpoint methods.

Provide support to the ***“Click It or Ticket”*** mobilization and ***“Drunk Driving. Over The Limit. Under Arrest.”*** crackdown and the ***“Don’t Shatter The Dream”*** Indian State holiday mobilization through high visibility patrols, conducting sobriety checkpoints and saturation patrols.

Provide not less than twelve (12) educational presentations to elementary, high school and college students on the effects of impaired driving.

**EQUIPMENT:** None

**EVALUATION:**

Tracking of number of traffic citations, seat belt citations, DUIs, checkpoints, saturation patrols and number of injury and fatality crashes.

PT-11-16  
Tesuque Pueblo (New Mexico)  
\$250,000.00

Reservation Population: 880
Land Base: 17000 acres
Road Miles: 20

**GOAL:**

To reduce injuries and fatalities resulting from motor vehicle crashes on the Tesuque Pueblo.

**PERFORMANCE MEASURE:**

To reduce the total number of motor vehicle crashes by 15% from the 2009 number of 33 to 28 by the end of FY11.

**STRATEGIES:**

To increase the number of DWI arrests by 10% from the 2009 number of 127 to 138 the end of FY11.

To increase the number of traffic (including speed) citations by 15% from the 2009 number of 6,043 to 6,949 by the end of FY11.

Hire two (2) Highway Safety Officers.

Increase DUI/DWI patrols.

Increase traffic patrols for speed and all other moving violations.

Conduct or participate in not less than twelve (12) checkpoints and/or high visibility saturation patrols.

Provide training for officer(s) in SFST, radar, and saturation patrol and checkpoint methods.

Provide support to the ***“Click It or Ticket”*** mobilization and ***“Drunk Driving. Over The Limit. Under Arrest.”*** crackdown and the ***“Don’t Shatter The Dream”*** Indian State holiday mobilization through high visibility patrols, conducting sobriety checkpoints and saturation patrols.

Provide not less than six (6) traffic safety presentations to Tribal members and school-aged children.

**EQUIPMENT:** None.

**EVALUATION:**

Track number of traffic citations, seat belt citations, DUIs, checkpoints, saturation patrols, motor vehicle injury and fatality crashes. Number of DUI convictions as a result of the use of the in-car video cameras.

PT-11-17  
Pojoaque Pueblo (New Mexico)  
\$190,000.00

Reservation Population: 2,712
Land Base: 12,004.20 acres
Road Miles: 9.5

**GOAL:**

To reduce injuries and fatalities resulting from motor vehicle crashes on the Pojoaque Pueblo.

**PERFORMANCE MEASURE:**

To reduce the total number of motor vehicle crashes by 15% from the 2009 number of 128 to 110 by the end of FY11.

**STRATEGIES:**

To increase the number of DWI arrests by 30% from the 2009 number of 70 to 91 by the end of FY11.

To increase the number of moving violation citations (including speed) by 5% from the 2009 number of 8,259 to 8,672 by the end of FY11.

Hire two (2) Highway Safety Officers.

Increase DUI/DWI patrols.

Increase traffic patrols for speed and all other moving violations.

Conduct not less than twelve (12) checkpoints and/or high visibility saturation patrols.

Provide training for officer(s) in SFST, radar, and saturation patrol and checkpoint methods.

Provide support to the **“Click It or Ticket”** mobilization and **“Drunk Driving. Over The Limit. Under Arrest.”** crackdown and the **“Don’t Shatter The Dream”** Indian State holiday mobilization through high visibility patrols, conducting sobriety checkpoints and saturation patrols.

Provide not less than six (6) traffic safety presentations to Tribal members and school-aged children.

**EQUIPMENT:**

None

**EVALUATION:**

Track number of traffic citations, seat belt citations, DUIs, checkpoints, saturation patrols, motor vehicle injury and fatality crashes.

PT-11-18  
Sisseton-Wahpeton Tribe (South Dakota)  
\$130,000.00

Reservation Population: 10,408
Land Base: 107,902.70 acres
Road Miles: 923.3

**GOAL:**

To decrease the number of injuries and fatalities attributed to motor vehicle crashes on the Sisseton-Wahpeton Reservation.

**PERFORMANCE MEASURE:**

To reduce the number of motor vehicle crashes by 15% from the FY09 number of 33 to 28 by the end of FY11.

**STRATEGIES:**

To increase the number of DUI arrests by 15% from the FY09 number of 199 to 229 by the end of FY11.

To increase the number of traffic violation citations (including speed citations) by 5% from the FY09 number of 1,464 to 1,538 by the end of FY11.

Hire one (1) Highway Safety Officer.

Increase DUI/DWI patrols.

Conduct checkpoints and high visibility saturation patrols.

Provide training for officer(s) in SFST, radar, and saturation patrol and checkpoint methods.

Provide support to the **“Click It or Ticket”** mobilization and **“Drunk Driving. Over The Limit. Under Arrest.”** crackdown and the **“Don’t Shatter The Dream”** Indian State holiday mobilization through high visibility patrols, conducting sobriety checkpoints and saturation patrols.

Increase traffic patrols for all moving violations.

Conduct or participate in not less than twelve(12) checkpoints and/or saturation patrols.

Provide not less than four (4) traffic safety presentations to Tribal members and school-aged children.

**EQUIPMENT:**

None.

**EVALUATION:**

Track number of traffic citations, seat belt citations, DUI’s, number of checkpoints, saturation patrols and the number of injury and fatality crashes.

PT-11-19  
Pyramid Lake (Nevada)  
\$200,000.00

Reservation Population: 1,734

Land Base: 479,741.92 acres

Road Miles: 228.7

**GOAL:**

To decrease the number of injuries and fatalities attributed to motor vehicle crashes on the Pyramid Lake Paiute Reservation.

**PERFORMANCE MEASURES:**

To maintain motor vehicle related fatalities at the FY08 number of 1, or less, by the end of FY11.

To reduce the number of motor vehicle injury crashes by 15% from the FY09 number of 43 to 36 by the end of FY11.

**STRATEGIES:**

To increase the number of DUI arrests by 50% from the FY09 number of 50 to 75 by the end of FY11.

To increase the number of traffic violation citations (including speed citations) by 15% from the FY09 number of 871 to 1,002 by the end of FY11.

Hire two (2) Highway Safety Officers.

Increase DUI/DWI patrols.

Conduct checkpoints and high visibility saturation patrols.

Provide training for officer(s) in SFST, radar, and saturation patrol and checkpoint methods.

Provide support to the **“Click It or Ticket”** mobilization and **“Drunk Driving. Over The Limit. Under Arrest.”** crackdown and the **“Don’t Shatter The Dream”** Indian State holiday mobilization through high visibility patrols, conducting sobriety checkpoints and saturation patrols.

Increase traffic patrols for all moving violations.

Conduct not less than twelve (12) checkpoints and/or saturation patrols.

Provide not less than eight (8) educational presentations to community members and school children on the effects of impaired driving and safety belts.

**EQUIPMENT:** None.

**EVALUATION:**

Track number of traffic citations, seat belt citations, DUI’s, number of checkpoints, saturation patrols and the number of injury and fatality crashes.

PT-11-20  
Leech Lake (Minnesota)  
\$150,000.00

Reservation Population: 10,205

Land Base: 677,099 acres

Road Miles: 859.6

**GOAL:**

To decrease the number of injuries and fatalities attributed to motor vehicle crashes on the Leech Lake Reservation.

**PERFORMANCE MEASURES:**

To decrease motor vehicle related fatalities by 50% from the FY09 number of 4 to 2 by the end of FY11.

To reduce the number of motor vehicle crashes by 15% from the FY09 number of 78 to 66 by the end of FY11.

**STRATEGIES:**

To increase the number of DUI arrests by 300% from the FY09 number of 25 to 100 by the end of FY11.

To increase the number of moving violation citations (including speed) by 15% from the FY09 number of 632 to 727 by the end of FY11.

Hire one (1) Highway Safety Officer.

Increase DUI/DWI patrols.

Conduct checkpoints and high visibility saturation patrols.

Provide training for officer(s) in SFST, radar, and saturation patrol and checkpoint methods.

Provide support to the **“Click It or Ticket”** mobilization and **“Drunk Driving. Over The Limit. Under Arrest.”** crackdown and the **“Don’t Shatter The Dream”** Indian State holiday mobilization through high visibility patrols, conducting sobriety checkpoints and saturation patrols.

Increase traffic patrols for speed and all other moving violations.

Conduct or participate in not less than twelve (12) checkpoints and/or saturation patrols.

Provide not less than six (6) educational presentations to community members and school children on the effects of impaired driving and safety belts.

**EQUIPMENT:** None

**EVALUATION:**

Track number of traffic citations, seat belt citations, DUI’s, number of checkpoints, saturation patrols and the number of injury and fatality crashes.

PT-11-21  
Laguna Pueblo (New Mexico)  
\$200,000.00

Reservation Population: 3,815

Land Base: 495,442.66 acres

Road Miles: 352.4

**GOAL:**

To decrease the number of injuries and fatalities attributed to motor vehicle crashes on the Laguna Pueblo Reservation.

**PERFORMANCE MEASURES:**

To maintain the FY09 number of motor vehicle related fatalities at 0 by the end of FY11.

To reduce the number of motor vehicle injury crashes by 20% from the FY09 number of 39 to 31 by the end of FY11.

**STRATEGIES:**

To increase the number of DUI arrests by 10% from the FY09 number of 167 to 184 by the end of FY11.

To increase the number of traffic violation citations (including speed) by 5% from the FY09 number of 3,382 to 3,552 by the end of FY11.

Hire two (2) Highway Safety Officers.

Increase DUI/DWI patrols.

Conduct checkpoints and high visibility saturation patrols.

Provide training for officer(s) in SFST, radar, and saturation patrol and checkpoint methods.

Provide support to the **“Click It or Ticket”** mobilization and **“Drunk Driving. Over The Limit. Under Arrest.”** crackdown and the **“Don’t Shatter The Dream”** Indian State holiday mobilization through high visibility patrols, conducting sobriety checkpoints and saturation patrols.

Increase traffic patrols for speed and all other moving violations.

Conduct or participate in not less than twelve (12) checkpoints and/or saturation patrols.

Provide not less than six (6) educational presentations to community members and school children on the effects of impaired driving and safety belts.

**EQUIPMENT:** None

**EVALUATION:**

Track number of traffic citations, seat belt citations, DUI’s, number of checkpoints, saturation patrols and the number of injury and fatality crashes. Number of DUI convictions as a result of the use of the in-car video cameras.

PT-11-22  
White Earth Tribe (Minnesota)  
\$220,000.00

Reservation Population: 9,192
Land Base: 837,425 acres
Road Miles: 1,408

**GOAL:**

To reduce injuries and fatalities resulting from motor vehicle crashes on the White Earth Reservation.

**PERFORMANCE MEASURES:**

To reduce motor vehicle crash fatalities by 50% from the FY09 number of 15 to 7 by the end of FY11.

To reduce the total number of motor vehicle injury crashes by 15% from the FY09 number of 62 to 53 by the end of FY11.

**STRATEGIES:**

To increase the number of DWI arrests by 30% from the FY09 number of 210 to 273 by the end of FY11.

To increase the number of traffic (including speed) citations by 10% from the FY09 number of 873 to 960 by the end of FY11.

Hire two (2) Highway Safety Officers.

Increase DUI/DWI patrols.

Increase traffic patrols for speed and all other moving violations.

Conduct or participate in not less than twelve (12) checkpoints and/or high visibility saturation patrols.

Provide training for officer(s) in SFST, radar, and saturation patrol and checkpoint methods.

Provide support to the **“Click It or Ticket”** mobilization and **“Drunk Driving. Over The Limit. Under Arrest.”** crackdown and the **“Don’t Shatter The Dream”** Indian State holiday mobilization through high visibility patrols, conducting sobriety checkpoints and saturation patrols.

Provide not less than six (6) educational presentations to community members and school children on the effects of impaired driving and safety belts.

**EQUIPMENT:** None.

**EVALUATION:** Track number of traffic citations, seat belt citations, DUIs, checkpoints, saturation patrols, motor vehicle injury and fatality crashes.



PT-11-23  
Red Lake Tribe (Minnesota)  
\$145,000.00

Reservation Population: 5,162
Land Base: 806,698 acres
Road Miles: 575

**GOAL:**

To reduce injuries and fatalities resulting from motor vehicle crashes on the Red Lake Reservation.

**PERFORMANCE MEASURES:**

To reduce motor vehicle crash fatalities by 50% from the FY09 number of 2 to 1 by the end of FY11.

To reduce the total number of motor vehicle crashes by 20% from the FY09 number of 138 to 110 by the end of FY11.

**STRATEGIES:**

To increase the number of DWI arrests by 15% from the FY09 number of 302 to 347 the end of FY11.

To increase traffic violation citations (including speed) by 40% from the FY09 number of 489 to 685 by the end of FY11.

Hire one (1) Highway Safety Officer.

Increase DUI/DWI patrols.

Increase traffic patrols for speed and all other moving violations.

Conduct or participate in not less than twelve (12) checkpoints and/or high visibility saturation patrols.

Provide training for officer(s) in SFST, radar, and saturation patrol and checkpoint methods.

Provide support to the **“Click It or Ticket”** mobilization and **“Drunk Driving. Over The Limit. Under Arrest.”** crackdown and the **“Don’t Shatter The Dream”** Indian State holiday mobilization through high visibility patrols, conducting sobriety checkpoints and saturation patrols.

Provide not less than six (6) educational presentations to community members and school children on the effects of impaired driving and safety belts.

**EQUIPMENT:** None.

**EVALUATION:** Track number of traffic citations, seat belt citations, DUIs, checkpoints, saturation patrols, motor vehicle injury and fatality crashes.

PT-11-24  
Upper Sioux Tribe (Minnesota)  
\$130,000.00

Reservation Population: 413
Land Base: 1,200.65 acres
Road Miles: 27

**GOAL:**

To reduce injuries and fatalities resulting from motor vehicle crashes on the Upper Sioux Reservation.

**PERFORMANCE MEASURE:**

To reduce the total number of motor vehicle crashes by 20% from the FY09 number of 62 to 49 by the end of FY10.

**STRATEGIES:**

To increase the number of DWI arrests by 50% from the FY09 number of 32 to 48 the end of FY11.

To increase the number of traffic (including speed) citations by 20% from the FY09 number of 768 to 922 by the end of FY11.

Hire one (1) Highway Safety Officer.

Increase DUI/DWI patrols.

Increase traffic patrols for speed and all other moving violations.

Conduct or participate in not less than twelve (12) checkpoints and/or high visibility saturation patrols.

Provide training for officer(s) in SFST, radar, and saturation patrol and checkpoint methods.

Provide support to the **“Click It or Ticket”** mobilization and **“Drunk Driving. Over The Limit. Under Arrest.”** crackdown and the **“Don’t Shatter The Dream”** Indian State holiday mobilization through high visibility patrols, conducting sobriety checkpoints and saturation patrols.

Provide not less than six (6) educational presentations to community members and school children on the effects of impaired driving and safety belts.

**EQUIPMENT:**

None

**EVALUATION:** Track number of traffic citations, seat belt citations, DUIs, checkpoints, saturation patrols, motor vehicle injury and fatality crashes. Number of DUI convictions as a result of the use of the in-car video cameras.

PT-11-25  
Lummi Nation (Washington)  
\$180,000.00

Reservation Population: 4,193

Land Base: 12,500 acres

Road Miles: 250

**GOAL:**

To decrease the number of injuries and fatalities attributed to motor vehicle crashes on the Lummi Nation Reservation.

**PERFORMANCE MEASURE:**

To reduce the number of motor vehicle crashes by 15% from the FY09 number of 65 to 55 by the end of FY11.

**STRATEGIES:**

To increase the number of DUI arrests by 20% from the FY09 number of 125 to 150 by the end of FY11.

To increase the number of traffic citations (including speed) by 15% from the FY09 number of 609 to 700 by the end of FY11.

Hire one (1) Highway Safety Officer.

Increase DUI/DWI patrols.

Conduct checkpoints and high visibility saturation patrols.

Provide training for officer(s) in SFST, radar, and saturation patrol and checkpoint methods.

Provide support to the **“Click It or Ticket”** mobilization and **“Drunk Driving. Over The Limit. Under Arrest.”** crackdown and the **“Don’t Shatter The Dream”** Indian State holiday mobilization through high visibility patrols, conducting sobriety checkpoints and saturation patrols.

Increase traffic patrols for speed and all other moving violations.

Conduct or participate in not less than twelve (12) checkpoints and/or saturation patrols.

Provide not less than six (6) educational presentations to community members and school children on the effects of impaired driving and safety belts.

**EQUIPMENT:** None.

**EVALUATION:**

Track number of traffic citations, seatbelt citations, DUI’s, number of checkpoints, saturation patrols and the number of injury and fatality crashes.

PT-11-26  
Santa Clara Pueblo (New Mexico)  
\$235,000.00

Reservation Population: 2,794

Land Base: 53,638 acres

Road Miles: 152

**GOAL:**

To decrease the number of injuries and fatalities attributed to motor vehicle crashes on the Santa Clara Pueblo.

**PERFORMANCE MEASURES:**

To maintain the FY09 number of motor vehicle related fatalities at 1 by the end of FY11.

To reduce the number of motor vehicle crashes by 20% from the FY09 number of 44 to 35 by the end of FY11.

**STRATEGIES:**

To increase the number of DUI arrests by 50% from the FY09 number of 31 to 47 by the end of FY11.

To increase the number of traffic citations (including speed) by 20% from the FY09 number of 3,621 to 4,345 by the end of FY11.

Hire two (2) Highway Safety Officers.

**Increase DUI/DWI patrols.** Increase traffic patrols for speed and all other moving violations.

Conduct checkpoints and high visibility saturation patrols.

Provide training for officer(s) in SFST, radar, and saturation patrol and checkpoint methods.

Provide support to the **“Click It or Ticket”** mobilization and **“Drunk Driving. Over The Limit. Under Arrest.”** crackdown and the **“Don’t Shatter The Dream”** Indian State holiday mobilization through high visibility patrols, conducting sobriety checkpoints and saturation patrols.

Conduct or participate in not less than twelve (12) checkpoints and/or saturation patrols.

Provide not less than four (4) traffic safety presentations to Tribal members and school-aged children.

Provide not less than six (6) traffic safety presentations to Tribal members and school-aged children.

**EQUIPMENT:** None.

**EVALUATION:**

Track number of traffic citations, seat belt citations, DUI’s, number of checkpoints, saturation patrols and the number of injury and fatality crashes.

PT-11-27  
Ramah-Navajo (New Mexico)  
\$150,000.00

Reservation Population: 2,270

Land Base: 147,000 acres

Road Miles: 200

**GOAL:**

To decrease the number of injuries and fatalities attributed to motor vehicle crashes on the Ramah-Navajo Reservation.

**PERFORMANCE MEASURES:**

To maintain the number of motor vehicle fatalities at the FY09 number of 0 by the end of FY11.

To reduce the number of motor vehicle crashes by 20% from the FY09 number of 36 to 29 by the end of FY11.

**STRATEGIES:**

To increase the number of DUI arrests by 25% from the FY09 number of 59 to 74 by the end of FY11.

To increase the number of traffic citations (including speed) by 10% from the FY09 number of 1,903 to 2,041 by the end of FY11.

Hire one (1) Highway Safety Officer.

Increase DUI/DWI patrols.

Conduct checkpoints and high visibility saturation patrols.

Provide training for officer(s) in SFST, radar, and saturation patrol and checkpoint methods.

Provide support to the ***“Click It or Ticket”*** mobilization and ***“Drunk Driving. Over The Limit. Under Arrest.”*** crackdown and the ***“Don’t Shatter The Dream”*** Indian State holiday mobilization through high visibility patrols, conducting sobriety checkpoints and saturation patrols.

Increase traffic patrols for speed and all other moving violations.

Conduct or participate in not less than twelve (12) checkpoints and/or saturation patrols.

Provide not less than six (6) educational presentations to community members and school children on the effects of impaired driving and safety belts.

**EQUIPMENT:** None.

**EVALUATION:**

Track number of traffic citations, seat belt citations, DUI’s, number of checkpoints, saturation patrols and the number of injury and fatality crashes.

PT-11-28  
Acoma Pueblo (New Mexico)  
\$145,000.00

Reservation Population: 4,700

Land Base: 700,000 acres

Road Miles: 183

**GOAL:**

To decrease the number of injuries and fatalities attributed to motor vehicle crashes on the Acoma Pueblo Reservation.

**PERFORMANCE MEASURES:**

To maintain the number of motor vehicle fatalities from the 2009 number of 0 by the end of FY11.

To reduce the number of motor vehicle crashes by 20% from the 2009 number of 52 to 42 by the end of FY11.

**STRATEGIES:**

To increase the number of DUI arrests by 30% from the 2009 number of 53 to 69 by the end of FY11.

To increase the number of traffic citations (including speed) by 15% from the 2009 number of 1,427 to 1,641 by the end of FY11.

Hire one (1) Highway Safety Officer.

Increase DUI/DWI patrols.

Conduct checkpoints and high visibility saturation patrols.

Provide training for officer(s) in SFST, radar, and saturation patrol and checkpoint methods.

Provide support to the **“Click It or Ticket”** mobilization and **“Drunk Driving. Over The Limit. Under Arrest.”** crackdown and the **“Don’t Shatter The Dream”** Indian State holiday mobilization through high visibility patrols, conducting sobriety checkpoints and saturation patrols.

Increase traffic patrols for speed and all other moving violations.

Conduct or participate in not less than twelve (12) checkpoints and/or saturation patrols.

Provide not less than six (6) educational presentations to community members and school children on the effects of impaired driving and safety belts.

**EQUIPMENT:** 2 Radars  
2 PBTs

**EVALUATION:**

Track number of traffic citations, seat belt citations, DUI's, number of checkpoints, saturation patrols and the number of injury and fatality crashes.

PT-11-29  
Walker River (Nevada)  
\$120,000.00

Reservation Population: 1,500

Land Base: 324,000 acres

Road Miles: 174

**GOAL:**

To decrease the number of injuries and fatalities attributed to motor vehicle crashes on the Walker River Reservation.

**PERFORMANCE MEASURES:**

To reduce the number of motor vehicle fatalities by 50% from the FY09 number of 2 to 1 by the end of FY11.

To reduce the number of motor vehicle crashes by 20% from the FY09 number of 8 to 6 by the end of FY11.

**STRATEGIES:**

To increase the number of DUI arrests by 2000% from the FY09 number of 3 to 63 by the end of FY11.

To increase the number of traffic citations (including speed) by 20% from the FY09 number of 472 to 566 by the end of FY11.

Hire one (1) Highway Safety Officer.

Increase DUI/DWI patrols.

Conduct checkpoints and high visibility saturation patrols.

Provide training for officer(s) in SFST, radar, and saturation patrol and checkpoint methods.

Provide support to the **“Click It or Ticket”** mobilization and **“Drunk Driving. Over The Limit. Under Arrest.”** crackdown and the **“Don’t Shatter The Dream”** Indian State holiday mobilization through high visibility patrols, conducting sobriety checkpoints and saturation patrols.

Increase traffic patrols for speed and all other moving violations.

Conduct or participate in not less than twelve (12) checkpoints and/or saturation patrols.

Provide not less than four (4) educational presentations to community members and school children on the effects of impaired driving and safety belts.

**EQUIPMENT:** None.

**EVALUATION:**

Track number of traffic citations, seat belt citations, DUI’s, number of checkpoints, saturation patrols and the number of injury and fatality crashes.

PT-11-30  
Turtle Mountain (North Dakota)  
\$150,000.00

Reservation Population: 9,983

Land Base: 72,255 acres

Road Miles: 160

**GOAL:**

To decrease the number of injuries and fatalities attributed to motor vehicle crashes on the Turtle Mountain Reservation.

**PERFORMANCE MEASURES:**

To reduce the number of motor vehicle fatalities by 60% from the FY09 number of 5 to 2 by the end of FY11.

To reduce the number of motor vehicle crashes by 20% from the FY09 number of 289 to 231 by the end of FY11.

**STRATEGIES:**

To increase the number of DUI arrests by 30% from the FY09 number of 226 to 294 by the end of FY11.

To increase the number of traffic citations (including speed) by 20% from the FY09 number of 368 to 442 by the end of FY11.

Hire one (1) Highway Safety Officer.

Increase DUI/DWI patrols.

Conduct checkpoints and high visibility saturation patrols.

Provide training for officer(s) in SFST, radar, and saturation patrol and checkpoint methods.

Provide support to the ***“Click It or Ticket”*** mobilization and ***“Drunk Driving. Over The Limit. Under Arrest.”*** crackdown and the ***“Don’t Shatter The Dream”*** Indian State holiday mobilization through high visibility patrols, conducting sobriety checkpoints and saturation patrols.

Increase traffic patrols for speed and all other moving violations.

Conduct or participate in not less than twelve (12) checkpoints and/or saturation patrols.

Provide not less than four (4) educational presentations to community members and school children on the effects of impaired driving and safety belts.

**EQUIPMENT:** 1 Radar

**EVALUATION:**

Track number of traffic citations, seat belt citations, DUI’s, number of checkpoints, saturation patrols and the number of injury and fatality crashes.



PT-11-31  
Shoshone/Bannock (Idaho)  
\$200,000.00

Reservation Population: 8,700

Land Base: 544,000 acres

Road Miles: 533.5

**GOAL:**

To decrease the number of injuries and fatalities attributed to motor vehicle crashes on the Shoshone/Bannock Reservation.

**PERFORMANCE MEASURES:**

To reduce the number of motor vehicle crash fatalities by 50% from the FY09 number of 2 to 1 by the end of FY11.

To reduce motor vehicle crashes by 15% from the FY09 number of 72 to 61 by the end of FY11.

**STRATEGIES:**

To increase the number of DUI arrests by 15% from the FY09 number of 570 to 656 by the end of FY11.

To increase the number of traffic citations (including speed) issued by 30% from the FY09 number of 654 to 850 by the end of FY11.

Hire two (2) Highway Safety Officers.

Increase DUI/DWI patrols.

Conduct checkpoints and high visibility saturation patrols.

Provide training for officer(s) in SFST, radar, and saturation patrol and checkpoint methods.

Provide support to the **“Click It or Ticket”** mobilization and **“Drunk Driving. Over The Limit. Under Arrest.”** crackdown and the **“Don’t Shatter The Dream”** Indian State holiday mobilization through high visibility patrols, conducting sobriety checkpoints and saturation patrols.

Increase traffic patrols for speed and all other moving violations.

Conduct not less than twelve (12) checkpoints and/or saturation patrols.

Provide not less than six (6) educational presentations to community members and school children on the effects of impaired driving and safety belts.

**EQUIPMENT:** None

**EVALUATION:**

Track numbr of traffic citations, seat belt citations, DUI’s, number of checkpoints, saturation patrols and the number of injury and fatality crashes.

PT-11-32  
White Mountain (Arizona)  
\$325,000.00

Reservation Population: 18,000

Land Base: 1.6 million acres

Road Miles: 250

**GOAL:**

To decrease the number of injuries and fatalities attributed to motor vehicle crashes on the White Mountain Apache Reservation.

**PERFORMANCE MEASURES:**

To reduce the number of motor vehicle fatalities 60% from the FY09 number of 5 to 2 by the end of FY11.

To reduce the number of motor vehicle crashes by 30% from the FY09 number of 256 to 179 by the end of FY11.

**STRATEGIES:**

To increase the number of DUI arrests by 10% from the FY09 number of 559 to 615 by the end of FY11.

To increase the number of traffic citations (including speed) by 5% from the FY09 number of 3,669 to 3,853 by the end of FY11.

Hire three (3) Highway Safety Officers.

Increase DUI/DWI patrols.

Conduct checkpoints and high visibility saturation patrols.

Provide training for officer(s) in SFST, radar, and saturation patrol and checkpoint methods.

Provide support to the ***“Click It or Ticket”*** mobilization and ***“Drunk Driving. Over The Limit. Under Arrest.”*** crackdown and the ***“Don’t Shatter The Dream”*** Indian State holiday mobilization through high visibility patrols, conducting sobriety checkpoints and saturation patrols.

Increase traffic patrols for speed and all other moving violations.

Conduct or participate in not less than twelve (12) checkpoints and/or saturation patrols.

Provide not less than ten(10) educational presentations to community members and school children on the effects of impaired driving and safety belts.

**EQUIPMENT:** None

**EVALUATION:**

Track number of traffic citations, seat belt citations, DUI’s, number of checkpoints, saturation patrols and the number of injury and fatality crashes.

PT-11-33  
Jicarilla Apache (New Mexico)  
\$150,000.00

Reservation Population: 3,700

Land Base: 330 square miles

Road Miles: 350

**GOAL:**

To decrease the number of injuries and fatalities attributed to motor vehicle crashes on the Jicarilla Apache Reservation.

**PERFORMANCE MEASURES:**

To reduce the number of motor vehicle fatalities by 50% from the FY09 number of 1 to 0 by the end of FY11.

To reduce the number of motor vehicle crashes by 20% from the FY09 number of 103 to 82 by the end of FY11.

**STRATEGIES:**

To increase the number of DUI arrests by 25% from the FY09 number of 121 to 152 by the end of FY11.

To increase the number of traffic citations (including speed) by 15% from the FY09 number of 643 to 740 by the end of FY11.

Hire one (1) Highway Safety Officer.

Increase DUI/DWI patrols.

Conduct checkpoints and high visibility saturation patrols.

Provide training for officer(s) in SFST, radar, and saturation patrol and checkpoint methods.

Provide support to the **“Click It or Ticket”** mobilization and **“Drunk Driving. Over The Limit. Under Arrest.”** crackdown and the **“Don’t Shatter The Dream”** Indian State holiday mobilization through high visibility patrols, conducting sobriety checkpoints and saturation patrols.

Increase traffic patrols for speed and all other moving violations.

Conduct or participate in not less than twelve (12) checkpoints and/or saturation patrols.

Provide not less than six (6) educational presentations to community members and school children on the effects of impaired driving and safety belts.

**EQUIPMENT:** 1 Radar, 3 PBTs, Checkpoint Equipment, 1 in-Car Video Camera

**EVALUATION:**

Track number of traffic citations, seat belt citations, DUI’s, number of checkpoints, saturation patrols and the number of injury and fatality crashes.

PT-11-34  
Indian Highway Safety Programs (Overtime Projects)  
\$320,000.00  
\$800,000.00 (For additional OT Projects)

**GOAL:**

To reduce death and injury attributed to motor vehicle crashes on the reservations by participating in the national Mobilizations.

**PERFORMANCE MEASURES:**

To successfully implement not less than 20 over time projects.

To provide check point equipment to not less than 10 Tribes in order to participate in the national mobilization, crackdown and Indian State mobilization.

To conduct not less than 3 checkpoints and/or saturation patrols during each mobilization or crackdown period.

**STRATEGIES:**

Outreach to Tribes without highway safety projects or contracts.

Monitoring of participating tribal projects with on-site visits and telephone calls.

Providing technical assistance to participating and non-participating Tribes through various media.

**PROJECT DESCRIPTION:**

Provide funds to the following Tribes to conduct checkpoints and saturation patrols to support national mobilizations:

PT-11-34-01	Salt River	\$145,000.00
PT-10-34-02	Fort McDowell	\$110,000.00
PT-10-34-03	Santa Ana Pueblo	\$ 65,000.00

**EQUIPMENT:** Checkpoint Equipment

**EVALUATION:**

Tracking and reporting of number of citations and arrests. Number of checkpoints and saturation patrols occurring during National Mobilizations.

PT-11-34-01  
Salt River Pima-Maricopa (Arizona)  
\$145,000.00 (OT)

Reservation Population: 8,895
Land Base: 52,600 acres
Road Miles: 132

**GOAL:**

To reduce death and injury attributed to motor vehicle crashes on the Salt River Pima-Maricopa Indian Community by participating in the national Mobilizations.

**PERFORMANCE MEASURE:**

To conduct not less than 3 checkpoints and/or saturation patrols during each mobilization or crackdown period.

**STRATEGIES:**

Increase DUI/DWI patrols.

Conduct checkpoints and high visibility saturation patrols.

Provide training for officer(s) in SFST, radar, and saturation patrol and checkpoint methods.

Provide support to the **“Click It or Ticket”** mobilization and **“Drunk Driving. Over The Limit. Under Arrest.”** crackdown and the **“Don’t Shatter The Dream”** Indian State holiday mobilization through high visibility patrols, conducting sobriety checkpoints and saturation patrols.

Increase traffic patrols for speed and all other moving violations.

**EQUIPMENT:** None.

**EVALUATION:**

Tracking and reporting of number of traffic citations, seat belt citations, and arrests. Number of checkpoints and saturation patrols occurring during National Mobilizations.

PT-11-34-02  
Fort McDowell Yavapai Nation (Arizona)  
\$110,000.00 (OT)

Reservation Population: 1,000
Land Base: 22,586 acres
Road Miles: 43

**GOAL:**

To reduce death and injury attributed to motor vehicle crashes on the Fort McDowell Yavapai Reservation by participating in the national Mobilizations.

**PERFORMANCE MEASURE:**

To conduct not less than 3 checkpoints and/or saturation patrols during each mobilization or crackdown period.

**STRATEGIES:**

Increase DUI/DWI patrols.

Conduct checkpoints and high visibility saturation patrols.

Provide training for officer(s) in SFST, radar, and saturation patrol and checkpoint methods.

Provide support to the **“Click It or Ticket”** mobilization and **“Drunk Driving. Over The Limit. Under Arrest.”** crackdown and the **“Don’t Shatter The Dream”** Indian State holiday mobilization through high visibility patrols, conducting sobriety checkpoints and saturation patrols.

Increase traffic patrols for speed and all other moving violations.

**EQUIPMENT:** None

**EVALUATION:**

Tracking and reporting of number of traffic citations, seat belt citations, and arrests. Number of checkpoints and saturation patrols occurring during National Mobilizations.

PT-11-34-03  
Santa Ana Pueblo (New Mexico)  
\$65,000.00 (OT)

Reservation Population: 750

Land Base: 120 sq. miles

Road Miles: 25

**GOAL:**

To reduce death and injury attributed to motor vehicle crashes on the Santa Ana Pueblo by participating in the national Mobilizations.

**PERFORMANCE MEASURE:**

To conduct not less than 3 checkpoints and/or saturation patrols during each mobilization or crackdown period.

**STRATEGIES:**

Increase DUI/DWI patrols.

Conduct checkpoints and high visibility saturation patrols.

Provide training for officer(s) in SFST, radar, and saturation patrol and checkpoint methods.

Provide support to the **“Click It or Ticket”** mobilization and **“Drunk Driving. Over The Limit. Under Arrest.”** crackdown and the **“Don’t Shatter The Dream”** Indian State holiday mobilization through high visibility patrols, conducting sobriety checkpoints and saturation patrols.

Increase traffic patrols for speed and all other moving violations.

**EQUIPMENT:**

Checkpoint equipment

**EVALUATION:**

Tracking and reporting of number of traffic citations, seat belt citations, and arrests. Number of checkpoints and saturation patrols occurring during National Mobilizations.

## Police Traffic Safety Cost Summary

### Police Traffic Safety Budget Summary

#### FY 2011 Projects

Project Number	Project Title	Budget	Budget Source
PT-11-01	BIA Program Management	5000.00	402
PT-11-02	Law Enforcement Liaisons (LELs)	250,000.00	402
PT-11-03	Oglala Sioux Tribe	475,000.00	402
PT-11-04	Fort Belknap	105,000.00	402
PT-11-05	Yankton Sioux	110,000.00	402
PT-11-06	Isleta Pueblo	315,000.00	402
PT-11-07	Menominee	265,000.00	402
PT-11-08	Rocky Boy	255000.00	402
PT-11-09	Cheyenne River Sioux	265,000.00	402
PT-11-10	Northern Cheyenne	360,000.00	402
PT-11-11	Crow Nation	325,000.00	402
PT-11-12	Taos Pueblo	110,000.00	402
PT-11-13	Jemez Pueblo	120,000.00	402
PT-11-14	Lac Courte Oreilles	100,000.00	402
PT-11-15	Fort Peck	365,000.00	402
PT-11-16	Tesuque Pueblo	250,000.00	402
PT-11-17	Pojoaque Pueblo	190,000.00	402
PT-11-18	Sisseton-Wahpeton Sioux	130,000.00	40
PT-11-19	Pyramid Lake	200,000.00	402
PT-11-20	Leech Lake	150,000.00	402
PT-11-21	Laguna Pueblo	200,000.00	402
PT-11-22	White Earth Tribe	220,000.00	402
PT-11-23	Red Lake Tribe	145,000.00	402
PT-11-24	Upper Sioux Tribe	130,000.00	402
PT-11-25	Lummi Nation	180,000.00	402
PT-11-26	Santa Clara	235,000.00	402
PT-11-27	Ramah-Navajo	150,000.00	402
PT-11-28	Acoma	145,000.00	402
PT-11-29	Walker River	120,000.00	402
PT-11-30	Turtle Mountain	150,000.00	402
PT-11-31	Ft. Hall (Shoshone-Bannock)	200,000.00	402
PT-11-32	White Mountain Apache	325,000.00	402
PT-11-33	Jicarilla Apache	150,000.00	402
PT-11-34	Overtime and Checkpoints	320,000.00	402
PT-11-34-01	Salt River	145,000.00	402



PT-11-34-02	Fort McDowell	110,000.00	402
PT-11-34-03	Santa Ana Pueblo	65,000.00	402
<b>Police Traffic Safety Budget Summary (continued)</b>			
	<b>FY 2011 Projects</b>		
<b>Project Number</b>	<b>Project Title</b>	<b>Budget</b>	<b>Budget Source</b>
PT-11-34-04	Additional OT Projects	800,000.00	402
			402
<b>402 Total</b>		<b>\$8,135,000.00</b>	
<b>Total All Funds</b>		<b>\$8,135,000.00</b>	

## **TRAFFIC RECORDS**

## **TRAFFIC RECORDS PROGRAM Area Problem Identification**

Tribal Traffic Records data continues to be a priority of the Indian Highway Safety Program. In FY2011, staff of the IHSP will revitalize the traffic records program and submit an updated Traffic Records plan to the NHTSA Region 6 office for approval before any Tribal traffic records project awards are made.

The BIA IHSP will also revitalize, pursuant to Section 408 of SAFETEA-LU, the Tribal Traffic Records Coordinating Committee (TTRCC) which will meet quarterly. Also, in FY2011, the TTRCC will update the Strategic Plan to be used by the Indian Highway Safety Program and the Tribes participating in the program each year. The TTRCC also formulated the idea of a demonstration project aimed at providing accurate crash data for the Tribes, federal and state agencies. The traffic records demo project began in FY06 and continued for a 3 year period. Although there was not a lot of progress in the Tribes participating in the demo project, for a number of reasons, the TTRCC intends to re-establish a traffic records demonstration project in FY11 and also to add more participating Tribes to the demo project.

In FY06, the BIA IHSP submitted a grant to NHTSA for Traffic Records under Section 408 of SAFETEA-LU. The BIA IHSP received \$300,000 late in FY06. This grant will aid the IHSP in moving traffic records in Indian Country. The BIA IHSP would like to hire a term position employee to implement all of the components of the multi-year Strategic Plan and oversee the traffic records demonstration project. IHSP staff believes that the lack of staff was one of the reasons the former demonstration project fell by the wayside.

In FY06, and again in FY08, the BIA IHSP held a Tribal Traffic Safety Law Enforcement Summit. Many issues were discussed including traffic records. It is our intention to again host a Summit in FY2011.

The BIA IHSP staff did not participate in the 2007, 2008, 2009 or 2010 annual Traffic Records Forum but plans to host a Tribal-specific Traffic Records Meeting in FY2011.

Several high profile crashes have called attention to the need for a good traffic records system throughout the Tribes, but specifically to aid the Bureau of Indian Affairs and the Indian Highway Safety Program. As a result, the BIA is committed to targeting financial resources to this effort and will remain the lead agency for traffic records assistance and training for the Tribes.

### **Traffic Records Area Program Goal:**

To establish TR systems, collecting all traffic crash data on not less than ten (10) reservations within Indian Country by the end of FY11.

To implement the goals of the multi-year Traffic Records Strategic Plan, as submitted to NHTSA, based on the Section 408 application.

TR-11-01  
BIA Program Management  
\$5,000.00

**GOAL:**

To provide resources and technical assistance to Tribes in an effort to establish traffic records systems on Indian reservations.

**PERFORMANCE MEASURES:**

To establish a 3 year traffic records pilot project, aimed at providing accurate crash data for the Tribes, federal and state agencies in a select number of Tribes.

To establish TR systems, collecting all traffic crash data on 10 reservations within Indian Country by the end of FY11.

**STRATEGIES:**

Provide technical assistance to all Tribes participating in the annual BIA Indian Highway Safety Program.

To offer assistance to Tribes not currently participating in program as requested.

**PROJECT DESCRIPTION:**

Costs to include travel in-state and out-of-state; training for personnel on an as-needed basis; educational materials; seminar tuition; per diem; supplies; meeting rooms; reproduction costs; and other appropriate administrative expenditures.

**EQUIPMENT:**

Appropriate upgrades to the Indian Highway Safety Program's computer network and office equipment will be funded as they become necessary.

K9-11-01  
Indian Highway Safety Program  
\$200,000.00 (408)

**GOAL:**

To provide resources and technical assistance to Tribes in an effort to establish traffic records systems on Indian reservations.

**PERFORMANCE MEASURES:**

To establish a 3 year traffic records pilot project, aimed at providing accurate crash data for the Tribes, federal and state agencies in a select number of Tribes.

To establish TR systems, collecting all traffic crash data on 10 reservations within Indian Country by the end of FY11.

To implement the FY08 and FY09 goals of the multi-year Traffic Records Strategic Plan, as submitted to NHTSA, based on the Section 408 application.

**STRATEGIES:**

Purchase CISCO software and hardware for Tribes participating in the demonstration project

Provide training for Tribes participating in the demonstration project

Provide technical assistance to all Tribes participating in the annual BIA Indian Highway Safety Program

To offer assistance to Tribes not currently participating in program as requested.

**PROJECT DESCRIPTION:**

Hire a term position employee to oversee the management of the TR Multi-year strategic plan.

Implementation of the Indian Highway Safety Program multi-year strategic plan.

**EQUIPMENT:**

As provided in the Section 408 plan as incorporated herein.

TR-11-02  
Indian Highway Safety Program  
\$450,000.00

**GOAL:**

To provide resources and technical assistance to Tribes in an effort to establish traffic records systems on Indian reservations.

**PERFORMANCE MEASURES:**

To continue implementation of the 3 year traffic records pilot project, by the end of FY10, aimed at providing accurate crash data for the Tribes, federal and state agencies in a select number of Tribes.

To establish TR systems, by providing funding for the purpose of collecting all traffic crash data on 10 reservations within Indian Country by the end of FY11.

To implement the FY07 and FY08 goals of the multi-year Traffic Records Strategic Plan, as submitted to NHTSA, based on the Section 408 application.

To hold a Traffic Records Conference specific to Native Americans.

**STRATEGIES:**

Provide funding to the Tribes to purchase CISCO software and hardware to participate in the demonstration project.

Provide training for Tribes participating in the demonstration project.

Provide technical assistance to all Tribes participating in the annual BIA Indian Highway Safety Program.

To offer assistance to Tribes not currently participating in program as requested.

Arranging Traffic Records Conference. Arrangements to include travel and costs associated with Conference.

**PROJECT DESCRIPTION:**

Provide funds to Tribes to set up Traffic Records systems.

**EQUIPMENT:**

Computers and software.

## Traffic Records Area Cost Summary

### TR: Budget Summary

<b>Project Number</b>	<b>Project Title</b>	<b>Budget</b>	<b>Budget Source</b>
TR-11-01	BIA Program Management	\$5,000.00	402
TR-11-02	Indian Highway Safety Program	\$450,000.00	402
K9-11-01	Indian Highway Safety Program	\$200,000.00	408
<b>402 Total</b>		<b>\$455,000.00</b>	
<b>Total All funds</b>		<b>\$655,000.00</b>	

## **CERTIFICATIONS and ASSURANCES**



## **STATE CERTIFICATIONS AND ASSURANCES**

Failure to comply with applicable Federal statutes, regulations and directives may subject

State officials to civil or criminal penalties and/or place the State in a high risk grantee status in accordance with 49 CFR 18.12.

Each fiscal year the State will sign these Certifications and Assurances that the State complies with all applicable Federal statutes, regulations, and directives in effect with respect to the periods for which it receives grant funding. Applicable provisions include, but not limited to, the following:

- 23 U.S.C. Chapter 4 - Highway Safety Act of 1966, as amended
- 49 CFR Part 18 - Uniform Administrative Requirements for Grants and Cooperative Agreements to State and Local Governments
- 23 CFR Chapter II - (§§1200, 1205, 1206, 1250, 1251, & 1252) Regulations governing highway safety programs
- NHTSA Order 462-6C - Matching Rates for State and Community Highway Safety Programs
- Highway Safety Grant Funding Policy for Field-Administered Grants

### **Certifications and Assurances**

#### **Section 402 Requirements**

The Governor is responsible for the administration of the State highway safety program through a State highway safety agency which has adequate powers and is suitably equipped and organized (as evidenced by appropriate oversight procedures governing such areas as procurement, financial administration, and the use, management, and disposition of equipment) to carry out the program (23 USC 402(b) (1) (A));

The political subdivisions of this State are authorized, as part of the State highway safety program, to carry out within their jurisdictions local highway safety programs which have been approved by the Governor and are in accordance with the uniform guidelines promulgated by the Secretary of Transportation (23 USC 402(b) (1) (B));

At least 40 per cent of all Federal funds apportioned to this State under 23 USC 402 for this fiscal year will be expended by or for the benefit of the political subdivision of the State in carrying out local highway safety programs (23 USC 402(b) (1) (C)), unless this requirement is waived in writing;

This State's highway safety program provides adequate and reasonable access for the safe and convenient movement of physically handicapped persons, including those in wheelchairs, across curbs constructed or replaced on or after July 1, 1976, at all pedestrian crosswalks (23 USC 402(b)(1)(D));

**The State will implement activities in support of national highway safety goals to reduce motor vehicle related fatalities that also reflect the primary data-related crash factors within the State as identified by the State highway safety planning process, including:**

- **National law enforcement mobilizations,**
- **Sustained enforcement of statutes addressing impaired driving, occupant protection, and driving in excess of posted speed limits,**
- **An annual statewide safety belt use survey in accordance with criteria established by the Secretary for the measurement of State safety belt use rates to ensure that the measurements are accurate and representative,**
- **Development of statewide data systems to provide timely and effective data analysis to support allocation of highway safety resources.**

**The State shall actively encourage all relevant law enforcement agencies in the State to follow the guidelines established for vehicular pursuits issued by the International Association of Chiefs of Police that are currently in effect. (23 USC 402 (b)(1)(E).**

### **Other Federal Requirements**

Cash drawdowns will be initiated only when actually needed for disbursement. 49 CFR 18.20

Cash disbursements and balances will be reported in a timely manner as required by NHTSA. 49 CFR 18.21.

The same standards of timing and amount, including the reporting of cash disbursement and balances, will be imposed upon any secondary recipient organizations. 49 CFR 18.41.

Failure to adhere to these provisions may result in the termination of drawdown privileges.

The State has submitted appropriate documentation for review to the single point of contact designated by the Governor to review Federal programs, as required by Executive Order 12372 (Intergovernmental Review of Federal Programs);

Equipment acquired under this agreement for use in highway safety program areas shall be used and kept in operation for highway safety purposes by the State; or the State, by formal agreement with appropriate officials of a political subdivision or State agency, shall cause such equipment to be used and kept in operation for highway safety purposes 23 CFR 1200.21

The State will comply with all applicable State procurement procedures and will maintain a financial management system that complies with the minimum requirements of 49 CFR 18.20;

## Federal Funding Accountability and Transparency Act

The State will report for each **sub-grant** awarded:

- Name of the entity receiving the award;
- Amount of the award;
- Information on the award including transaction type, funding agency, the North American Industry Classification System code or Catalog of Federal Domestic Assistance number (where applicable), program source;
- Location of the entity receiving the award and the primary location of performance under the award, including the city, State, congressional district, and country; , and an award title descriptive of the purpose of each funding action;
- A unique identifier (DUNS);
- The names and total compensation of the five most highly compensated officers of the entity if-- of the entity receiving the award and of the parent entity of the recipient, should the entity be owned by another entity;

(i) the entity in the preceding fiscal year received—

(I) 80 percent or more of its annual gross revenues in Federal awards; and(II) \$25,000,000 or more in annual gross revenues from Federal awards; and(ii) the public does not have access to information about the compensation of the senior executives of the entity through periodic reports filed under section 13(a) or 15(d) of the Securities Exchange Act of 1934 (15 U.S.C. 78m(a), 78o(d)) or section 6104 of the Internal Revenue Code of 1986;

- Other relevant information specified by the Office of Management and Budget in subsequent guidance or regulation.

The State highway safety agency will comply with all Federal statutes and implementing regulations relating to nondiscrimination. These include but are not limited to: (a) Title VI of the Civil Rights Act of 1964 (P.L. 88-352) which prohibits discrimination on the basis of race, color or national origin (and 49 CFR Part 21); (b) Title IX of the Education Amendments of 1972, as amended (20 U.S.C. §§ 1681-1683, and 1685-1686), which prohibits discrimination on the basis of sex; (c) Section 504 of the Rehabilitation Act of 1973, as amended (29 U.S.C. §794) and the Americans with Disabilities Act of 1990 (42 USC § 12101, *et seq.*; PL 101-336), which prohibits discrimination on the basis of disabilities (and 49 CFR Part 27); (d) the Age Discrimination Act of 1975, as amended (42U.S.C. §§ 6101-6107), which prohibits discrimination on the basis of age; (e) the Drug Abuse Office and Treatment Act of 1972 (P.L. 92-255), as amended, relating to nondiscrimination on the basis of drug abuse; (f) the comprehensive Alcohol Abuse and Alcoholism Prevention, Treatment and Rehabilitation Act of 1970(P.L. 91-616), as amended, relating to nondiscrimination on the basis of alcohol abuse of alcoholism; (g) §§ 523 and 527 of the Public Health Service Act of 1912 (42 U.S.C. §§ 290 dd-3 and 290 ee-3), as amended, relating to confidentiality of alcohol and drug abuse patient records; (h) Title VIII of the Civil Rights Act of 1968 (42 U.S.C. §§ 3601 *et seq.*), as amended, relating to nondiscrimination in the sale, rental or financing of housing; (i) any other nondiscrimination provisions in the specific statute(s) under

which application for Federal assistance is being made; The Civil Rights Restoration Act of 1987, which provides that any portion of a state or local entity receiving federal funds will obligate all programs or activities of that entity to comply with these civil rights laws; and, (k) the requirements of any other nondiscrimination statute(s) which may apply to the application.

**The Drug-free Workplace Act of 1988(41 U.S.C. 702:);**

The State will provide a drug-free workplace by:

- a. Publishing a statement notifying employees that the unlawful manufacture, distribution, dispensing, possession or use of a controlled substance is prohibited in the grantee's workplace and specifying the actions that will be taken against employees for violation of such prohibition;
- b. Establishing a drug-free awareness program to inform employees about:
  1. The dangers of drug abuse in the workplace.
  2. The grantee's policy of maintaining a drug-free workplace.
  3. Any available drug counseling, rehabilitation, and employee assistance programs.
  4. The penalties that may be imposed upon employees for drug violations occurring in the workplace.
- c. Making it a requirement that each employee engaged in the performance of the grant be given a copy of the statement required by paragraph (a).
- d. Notifying the employee in the statement required by paragraph (a) that, as a condition of employment under the grant, the employee will --
  1. Abide by the terms of the statement.
  2. Notify the employer of any criminal drug statute conviction for a violation occurring in the workplace no later than five days after such conviction.
- e. Notifying the agency within ten days after receiving notice under subparagraph (d) (2) from an employee or otherwise receiving actual notice of such conviction.
- f. Taking one of the following actions, within 30 days of receiving notice under

subparagraph (d) (2), with respect to any employee who is so convicted -

1. Taking appropriate personnel action against such an employee, up to and including termination.
  2. Requiring such employee to participate satisfactorily in a drug abuse assistance or rehabilitation program approved for such purposes by a Federal, State, or local health, law enforcement, or other appropriate agency.
- g. Making a good faith effort to continue to maintain a drug-free workplace through implementation of paragraphs (a), (b), (c), (d), (e), and (f) above.

### **BUY AMERICA ACT**

The State will comply with the provisions of the Buy America Act (49 U.S.C. 5323(j)) which contains the following requirements:

Only steel, iron and manufactured products produced in the United States may be purchased with Federal funds unless the Secretary of Transportation determines that such domestic purchases would be inconsistent with the public interest; that such materials are not reasonably available and of a satisfactory quality; or that inclusion of domestic materials will increase the cost of the overall project contract by more than 25 percent. Clear justification for the purchase of non-domestic items must be in the form of a waiver request submitted to and approved by the Secretary of Transportation.

### **POLITICAL ACTIVITY (HATCH ACT).**

The State will comply, as applicable, with provisions of the Hatch Act (5 U.S.C. §§1501-1508 and 7324-7328) which limit the political activities of employees whose principal employment activities are funded in whole or in part with Federal funds.

### **CERTIFICATION REGARDING FEDERAL LOBBYING**

Certification for Contracts, Grants, Loans, and Cooperative Agreements

The undersigned certifies, to the best of his or her knowledge and belief, that:

1. No Federal appropriated funds have been paid or will be paid, by or on behalf of the undersigned, to any person for influencing or attempting to influence an officer or employee of any agency, a Member of Congress, an officer or employee of Congress, or an employee of a Member of Congress in connection with the awarding of any Federal contract, the making of any Federal

grant, the making of any Federal loan, the entering into of any cooperative agreement, and the extension, continuation, renewal, amendment, or modification of any Federal contract, grant, loan, or cooperative agreement.

2. If any funds other than Federal appropriated funds have been paid or will be paid to any person for influencing or attempting to influence an officer or employee of any agency, a Member of Congress, an officer or employee of Congress, or an employee of a Member of Congress in connection with this Federal contract, grant, loan, or cooperative agreement, the undersigned shall complete and submit Standard Form-LLL, "Disclosure Form to Report Lobbying," in accordance with its instructions.

3. The undersigned shall require that the language of this certification be included in the award documents for all sub-award at all tiers (including subcontracts, subgrants, and contracts under grant, loans, and cooperative agreements) and that all subrecipients shall certify and disclose accordingly.

This certification is a material representation of fact upon which reliance was placed when this transaction was made or entered into. Submission of this certification is a prerequisite for making or entering into this transaction imposed by section 1352, title 31, U.S. Code. Any person who fails to file the required certification shall be subject to a civil penalty of not less than \$10,000 and not more than \$100,000 for each such failure.

### **RESTRICTION ON STATE LOBBYING**

None of the funds under this program will be used for any activity specifically designed to urge or influence a State or local legislator to favor or oppose the adoption of any specific legislative proposal pending before any State or local legislative body. Such activities include both direct and indirect (e.g., "grassroots") lobbying activities, with one exception. This does not preclude a State official whose salary is supported with NHTSA funds from engaging in direct communications with State or local legislative officials, in accordance with customary State practice, even if such communications urge legislative officials to favor or oppose the adoption of a specific pending legislative proposal.

### **CERTIFICATION REGARDING DEBARMENT AND SUSPENSION**

#### **Instructions for Primary Certification**

1. By signing and submitting this proposal, the prospective primary participant is providing the certification set out below.

2. The inability of a person to provide the certification required below will not necessarily result in denial of participation in this covered transaction. The prospective participant shall submit an explanation of why it cannot provide the certification set out below. The certification or explanation will be considered in connection with the department or agency's determination whether to enter into this transaction. However, failure of the prospective primary participant to

furnish a certification or an explanation shall disqualify such person from participation in this transaction.

3. The certification in this clause is a material representation of fact upon which reliance was placed when the department or agency determined to enter into this transaction. If it is later determined that the prospective primary participant knowingly rendered an erroneous certification, in addition to other remedies available to the Federal Government, the department or agency may terminate this transaction for cause or default.

4. The prospective primary participant shall provide immediate written notice to the department or agency to which this proposal is submitted if at any time the prospective primary participant learns its certification was erroneous when submitted or has become erroneous by reason of changed circumstances.

5. The terms *covered transaction, debarred, suspended, ineligible, lower tier covered transaction, participant, person, primary covered transaction, principal, proposal, and voluntarily excluded*, as used in this clause, have the meaning set out in the Definitions and coverage sections of 49 CFR Part 29. You may contact the department or agency to which this proposal is being submitted for assistance in obtaining a copy of those regulations.

6. The prospective primary participant agrees by submitting this proposal that, should the proposed covered transaction be entered into, it shall not knowingly enter into any lower tier covered transaction with a person who is proposed for debarment under 48 CFR Part 9, subpart 9.4, debarred, suspended, declared ineligible, or voluntarily excluded from participation in this covered transaction, unless authorized by the department or agency entering into this transaction.

7. The prospective primary participant further agrees by submitting this proposal that it will include the clause titled "Certification Regarding Debarment, Suspension, Ineligibility and Voluntary Exclusion-Lower Tier Covered Transaction," provided by the department or agency entering into this covered transaction, without modification, in all lower tier covered transactions and in all solicitations for lower tier covered transactions.

8. A participant in a covered transaction may rely upon a certification of a prospective participant in a lower tier covered transaction that it is not proposed for debarment under 48 CFR Part 9, subpart 9.4, debarred, suspended, ineligible, or voluntarily excluded from the covered transaction, unless it knows that the certification is erroneous. A participant may decide the method and frequency by which it determines the eligibility of its principals. Each participant may, but is not required to, check the list of Parties Excluded from Federal Procurement and Non-procurement Programs.

9. Nothing contained in the foregoing shall be construed to require establishment of a system of records in order to render in good faith the certification required by this clause. The knowledge and information of a participant is not required to exceed that which is normally possessed by a prudent person in the ordinary course of business dealings.

10. Except for transactions authorized under paragraph 6 of these instructions, if a participant in a covered transaction knowingly enters into a lower tier covered transaction with a person who is proposed for debarment under 48 CFR Part 9, subpart 9.4, suspended, debarred, ineligible, or voluntarily excluded from participation in this transaction, in addition to other remedies available to the Federal Government, the department or agency may terminate this transaction for cause or default.

*Certification Regarding Debarment, Suspension, and Other Responsibility Matters-Primary Covered Transactions*

(1) The prospective primary participant certifies to the best of its knowledge and belief, that its principals:

(a) Are not presently debarred, suspended, proposed for debarment, declared ineligible, or voluntarily excluded by any Federal department or agency;

(b) Have not within a three-year period preceding this proposal been convicted of or had a civil judgment rendered against them for commission of fraud or a criminal offense in connection with obtaining, attempting to obtain, or performing a public (Federal, State or local) transaction or contract under a public transaction; violation of Federal or State antitrust statutes or commission of embezzlement, theft, forgery, bribery, falsification or destruction of record, making false statements, or receiving stolen property;

(c) Are not presently indicted for or otherwise criminally or civilly charged by a governmental entity (Federal, State or Local) with commission of any of the offenses enumerated in paragraph (1)(b) of this certification; and

(d) Have not within a three-year period preceding this application/proposal had one or more public transactions (Federal, State, or local) terminated for cause or default.

(2) Where the prospective primary participant is unable to certify to any of the Statements in this certification, such prospective participant shall attach an explanation to this proposal.

*Instructions for Lower Tier Certification*

1. By signing and submitting this proposal, the prospective lower tier participant is providing the certification set out below.

2. The certification in this clause is a material representation of fact upon which reliance was placed when this transaction was entered into. If it is later determined that the prospective lower tier participant knowingly rendered an erroneous certification, in addition to other remedies available to the Federal government, the department or agency with which this transaction originated may pursue available remedies, including suspension and/or debarment.



3. The prospective lower tier participant shall provide immediate written notice to the person to which this proposal is submitted if at any time the prospective lower tier participant learns that its certification was erroneous when submitted or has become erroneous by reason of changed circumstances.
4. The terms *covered transaction, debarred, suspended, ineligible, lower tier covered transaction, participant, person, primary covered transaction, principal, proposal, and voluntarily excluded*, as used in this clause, have the meanings set out in the Definition and Coverage sections of 49 CFR Part 29. You may contact the person to whom this proposal is submitted for assistance in obtaining a copy of those regulations.
5. The prospective lower tier participant agrees by submitting this proposal that, should the proposed covered transaction be entered into, it shall not knowingly enter into any lower tier covered transaction with a person who is proposed for debarment under 48 CFR Part 9, subpart 9.4, debarred, suspended, declared ineligible, or voluntarily excluded from participation in this covered transaction, unless authorized by the department or agency with which this transaction originated.
6. The prospective lower tier participant further agrees by submitting this proposal that it will include the clause titled "Certification Regarding Debarment, Suspension, Ineligibility and Voluntary Exclusion -- Lower Tier Covered Transaction," without modification, in all lower tier covered transactions and in all solicitations for lower tier covered transactions. (See below)
7. A participant in a covered transaction may rely upon a certification of a prospective participant in a lower tier covered transaction that it is not proposed for debarment under 48 CFR Part 9, subpart 9.4, debarred, suspended, ineligible, or voluntarily excluded from the covered transaction, unless it knows that the certification is erroneous. A participant may decide the method and frequency by which it determines the eligibility of its principals. Each participant may, but is not required to, check the List of Parties Excluded from Federal Procurement and Non-procurement Programs.
8. Nothing contained in the foregoing shall be construed to require establishment of a system of records in order to render in good faith the certification required by this clause. The knowledge and information of a participant is not required to exceed that which is normally possessed by a prudent person in the ordinary course of business dealings.
9. Except for transactions authorized under paragraph 5 of these instructions, if a participant in a covered transaction knowingly enters into a lower tier covered transaction with a person who is proposed for debarment under 48 CFR Part 9, subpart 9.4, suspended, debarred, ineligible, or voluntarily excluded from participation in this transaction, in addition to other remedies available to the Federal government, the department or agency with which this transaction originated may pursue available remedies, including suspension and/or debarment.

*Certification Regarding Debarment, Suspension, Ineligibility and Voluntary Exclusion -- Lower Tier Covered Transactions:*

1. The prospective lower tier participant certifies, by submission of this proposal, that neither it nor its principals is presently debarred, suspended, proposed for debarment, declared ineligible, or voluntarily excluded from participation in this transaction by any Federal department or agency.
2. Where the prospective lower tier participant is unable to certify to any of the statements in this certification, such prospective participant shall attach an explanation to this proposal.

**POLICY TO BAN TEXT MESSAGING WHILE DRIVING**

In accordance with Executive Order 13513, Federal Leadership On Reducing Text Messaging While Driving, and DOT Order 3902.10, Text Messaging While Driving, States are encouraged to:

- (1) Adopt and enforce workplace safety policies to decrease crashes caused by distracted driving including policies to ban text messaging while driving—
  - a. Company-owned or –rented vehicles, or Government-owned, leased or rented vehicles; or
  - b. Privately-owned when on official Government business or when performing any work on or behalf of the Government.
- (2) Conduct workplace safety initiatives in a manner commensurate with the size of the business, such as –
  - a. Establishment of new rules and programs or re-evaluation of existing programs to prohibit text messaging while driving; and

- b. Education, awareness, and other outreach to employees about the safety risks associated with texting while driving.

**ENVIRONMENTAL IMPACT**

The Governor's Representative for Highway Safety has reviewed the State's Fiscal Year highway safety planning document and hereby declares that no significant environmental impact will result from implementing this Highway Safety Plan. If, under a future revision, this Plan will be modified in such a manner that a project would be instituted that could affect environmental quality to the extent that a review and statement would be necessary, this office is prepared to take the action necessary to comply with the National Environmental Policy Act of 1969 (42 USC 4321 et seq.) and the implementing regulations of the Council on Environmental Quality (40 CFR Parts 1500-1517).

*Charles Addington*

\_\_\_\_\_  
Governor's Representative for Highway Safety

**BIA INDIAN STATE**

State or Commonwealth

FY 2011

For Fiscal Year

08/30/10

Date



## **PROGRAM COST SUMMARY**

## FY2011 Budget Summary (in lieu of HSC)

Project Number	Project Title	Budget	Budget Source
PA-11-01	BIA Program Management	\$230,000.00	402
	<b>Total P&amp;A Program Area</b>	<b>\$230,000.00</b>	
AL-11-01	BIA Program Management	\$10,000.00	402
AL-11-02	BIA OJS	\$150,000.00	402
AL-11-03	Impaired Driving Courts	\$1,500,000.00	402
AL-11-04	Rosebud Sioux Tribe	\$400,000.00	402
AL-11-05	Three Affiliated Tribes	\$335,000.00	402
AL-11-06	Wind River	\$350,000.00	402
AL-11-07	Impaired Driving Projects	\$500,000.00	
	<b>Total AL Program Area</b>	<b>\$3,245,000.00</b>	
OP-11-01	BIA Program Management	\$5,000.00	402
OP-11-02	Safety Belt Survey	\$160,000.00	402
OP-11-03	Demo Projects	\$150,000.00	402
OP-11-04	BIA CPS	\$100,000.00	402
	<b>Total OP Program Area</b>	<b>\$415,000.00</b>	
PT-11-01	BIA Program Management	\$5,000.00	402
PT-11-02	Law Enforcement Liaisons	\$250,000.00	402
PT-11-03	Oglala Sioux Tribe	\$475,000.00	402
PT-11-04	Fort Belknap	\$105,000.00	402
PT-11-05	Yankton Sioux	\$110,000.00	402
PT-11-06	Isleta Pueblo	\$315,000.00	402
PT-11-07	Menominee	\$265,000.00	402
PT-11-08	Rocky Boy	\$255,000.00	402
PT-11-09	Cheyenne River Sioux	\$265,000.00	402
PT-11-10	Northern Cheyenne	\$360,000.00	402
PT-11-11	Crow Nation	\$325,000.00	402
PT-11-12	Taos Pueblo	\$110,000.00	402
PT-11-13	Jemez Pueblo	\$120,000.00	402
PT-11-14	Lac Courte Oreilles	\$100,000.00	402
PT-11-15	Fort Peck	\$365,000.00	402
PT-11-16	Tesuque Pueblo	\$250,000.00	402
PT-11-17	Pojoaque Pueblo	\$190,000.00	402
PT-11-18	Sisseton-Wahpeton Sioux	\$130,000.00	402

PT-11-19	Pyramid Lake	\$200,000.00	402
PT-11-20	Leech Lake	\$150,000.00	402
PT-11-21	Laguna Pueblo	\$200,000.00	402
PT-11-22	White Earth Tribe	\$220,000.00	402
PT-11-23	Red Lake Tribe	\$145,000.00	402
PT-11-24	Upper Sioux Tribe	\$130,000.00	402
PT-11-25	Lummi Nation	\$180,000.00	402
PT-11-26	Santa Clara	\$235,000.00	402

### FY2011 Budget Summary (in lieu of HSC)

Project Number	Project Title	Budget	Budget Source
PT-11-27	Ramah-Navajo	\$150,000.00	402
PT-11-28	Acoma Pueblo	\$145,000.00	402
PT-11-29	Walker River	\$120,000.00	402
PT-11-30	Turtle Mountain	\$150,000.00	402
PT-11-31	Ft. Hall (Shoshone-Bannock)	\$200,000.00	402
PT-11-32	White Mountain Apache	\$325,000.00	402
PT-11-33	Jicarilla Apache	\$150,000.00	402
PT-11-34	Overtime and Checkpoints	\$500,000.00	402
PT-11-34-01	Salt River	\$145,000.00	402
PT-11-34-02	Fort McDowell	\$110,000.00	402
PT-11-34-03	Santa Ana Pueblo	\$65,000.00	402
PT-11-34-04	Additional OT Projects	\$800,000.00	402
	<b>Total PT Program Area</b>	<b>\$8,135,000.00</b>	402
TR-11-01	BIA Program Management	\$5,000.00	402
TR-11-02	Indian Highway Safety Pgm	\$450,000.00	402
K9-11-01	Indian Highway Safety Pgm	\$200,000.00	408
	<b>Total TR Program Area</b>	<b>\$655,000.00</b>	

### FY2011 Budget Summary (in lieu of HSC)

	<b>Total P&amp;A Program Area</b>	<b>\$230,000.00</b>	
	<b>Total AL Program Area</b>	<b>\$3,245,000.00</b>	
	<b>Total OP Program Area</b>	<b>\$410,000.00</b>	
	<b>Total PT Program Area</b>	<b>\$8,135,000.00</b>	
	<b>Total TR Program Area</b>	<b>\$655,000.00</b>	
	<b>Total Program Funds</b>	<b>\$12,675,000.00</b>	



