



The Honorable
LOURDES A. LEON GUERRERO
Maga' Håga • Governor

The Honorable
JOSHUA F. TENORIO
Sigundo Maga' Låhi • Lieutenant Governor



December 24, 2020

Christopher J. Murphy
Regional Administrator
National Highway Traffic Safety Administration
Region 9
John Moss Federal Building
650 Capitol Mall, Suite 5-400
Sacramento, CA 95814

Dear Mr. Murphy:


Transmitted for your review is Guam's 2020 Annual Performance Evaluation Report for Sections 402 and 405's grant activities, as contained in Fiscal Year 2020 Highway Safety Plan.

We wish to express our sincerest appreciation for your support and efforts you have personally directed in helping us address the highway safety needs for our island.

Should you require any additional information, please do not hesitate to contact Ms. Cecilia Javier, Highway Safety Coordinator at (671) 647-4343.

To you and your staff, may you have a prosperous New Year!

Sincerely,


For

VINCENT P. ARRIOLA
Director/Governor's Highway Safety Representative

Enclosure

GUAM'S 2020 ANNUAL PERFORMANCE EVALUATION REPORT



A message from the Governor's Highway Safety Representative



Vincent P. Arriola
Director/Governor's Highway Safety Representative



Jesse G. Garcia
Deputy Director

Hafa Adai!

The Guam Department of Public Works (DPW) - Office of Highway Safety (OHS) is pleased to submit its Fiscal Year (FY) 2020 Annual Performance Evaluation Report in fulfillment of Sections 402, 405b, and 405c grant requirements of the National Highway Traffic Safety Administration (NHTSA). The report highlights accomplishments of the DPW-OHS and its Partners for Highway Safety. The mission of DPW-OHS is primarily to task and facilitate the development and implementation of policies and programs, to help reduce fatalities, injuries, and economic losses from motor vehicle crashes and heighten public awareness of highway safety issues on Guam's roadways.

At the Highway Safety Office, we believe it is essential to actively seek the input of local community representatives to achieve long-term safety improvements. We value our role as leaders in fostering cooperation and collaboration with other public and private organizations. We believe that through committed partnerships and through comprehensive program planning, public information and education, and data-driven approach to coordinated enforcement activities, we can achieve our goals to reduce fatalities and injuries.

With the coming of the new year 2021, Jesse and I want to thank you, Karen Coyle, your staff, and most especially to Rosalind Tianco for her guidance, assistance and support to the Guam Office of Highway Safety Staff.

Dankulo Si Yu'os Ma'ase - Thank you! Wishing the best Region 9 team a happy and prosperous New Year!

TABLE OF CONTENTS

Executive Summary	4
Introduction	5
Attitudinal Survey	6
Five Year Statistics	10
Core Outcome Measures	11
Alcohol Program	12
Occupant Protection (Sections 402 and 405b)	24
Police Traffic Services	29
Traffic Records (Section 402 and 405c)	35
Pedestrian and Bicycle Safety	37
Paid Media	42
Planning and Administration	43
Emergency Medical Services	44
Distracted Driving	45
Obligations VS Expenditures	46

EXECUTIVE SUMMARY

The Annual Report describes the accomplishments of DPW-OHS Programs in FY2020 (October 1, 2019 - September 30, 2020) and the progress made toward the targets established in the FY2020 Highway Safety Plan (HSP). The preparation of the FY2020 HSP was guided by the uniform procedures established in the FAST ACT. Guam's FY2020 HSP incorporated the eleven (11) core outcome measures, one core behavioral measure - observed seat belt use recommended by NHTSA to assess performance and measure the progress of the highway safety program.

HIGHWAY SAFETY PROGRAMS

The goals of Guam's highway safety programs are to prevent motor vehicle crashes, save lives and reduce the severity of injuries suffered in crashes occurring on Guam's roadways. Targets are set for reductions in the core measures of fatalities and serious injuries in traffic crashes. The agencies involved in Guam's Highway Safety Programs are:

- Guam Police Department-Highway Patrol Division (GPD-HPD)
- Office of Attorney General (OAG)
- Judiciary of Guam (JOG)
- Guam International Airport Authority – Airport Police Division (GIAA-APD)
- Department of Revenue & Taxation-Division of Motor Vehicle (DRT-DMV)
- Port Authority of Guam-Port Police Division (PAG-PPD)
- Guam Fire Department (GFD)
- Emergency Medical Services Commission (EMSC)
- DWI Executive Committee, (JOG)
- Guam Automotive Dealers Association
- Guam Memorial Hospital Authority (GMHA)
- Guam Regional Medical Center (GRMC Hospital)
- Insurance Association of Guam (IAG)

INTRODUCTION

The Department of Public Works-Office of Highway Safety is the state government agency that focuses on traffic safety by planning, developing and executing strategic educational programs aimed to prevent and reduce traffic crashes, injuries and fatalities.

The Office of Highway Safety priorities:

- Alcohol related traffic safety issues, in order to reduce impaired driving.
- Reduce fatalities caused by speeding and distracted driving.
- Reduce motorcyclist fatalities.
- Increase the use of seat belt and child passenger safety.
- Pedestrian and bicycle safety.
- Up-to-date and sharing traffic data.
- PI&E on road safety issues, traffic crash prevention and enforcement.

ATTITUDINAL SURVEY

The DPW Office of Highway Safety and Guam Police Department – Highway Patrol Division conducted the attitudinal survey to analyze public attitudes and knowledge of highway safety. The survey was done during CY 2020, among licensed drivers throughout the island of Guam. The survey replicated most of the questions with the addition of medicinal marijuana usage. It was designed to provide resident input on law enforcement, personal driving behavior and awareness of the Governor’s Highway Safety program messages.

Source: One-hundred surveys were conducted for this Attitudinal Survey.

IMPAIRED DRIVING		
<p>A-1: In the past 30-60 days, how many times have you driven a motor vehicle 2 hours after drinking alcoholic beverages?</p> <p>71% Participants did not drive 2 hours after consuming an alcoholic beverage.</p> <p>18% Had at least 1 – 2 times in the last 30–60 days.</p> <p>11% Have driven after consuming alcohol more than 4 times in 30 to 60 days.</p>	<p>A-2: In the past 30-60 days, have you read, seen, or heard anything about alcohol-impaired driving (drunk driving) enforcement by the police?</p> <p>28% Yes</p> <p>72% No</p>	<p>A-3: What do you think the chances are of someone getting arrested if they drive after drinking?</p> <p>28.13% Always</p> <p>22.92% Most of the time</p> <p>38.54% Half of the time</p> <p>6.25% Rarely</p> <p>4.16% Never</p>

SEAT BELT USE

<p>B-1: How often do you use seat belts when you drive or ride in a car, van, sport utility vehicle or pick-up truck?</p> <p>79.38% Always</p> <p>9.28% Most of the time</p> <p>5.15% Half of the time</p> <p>3.09% Rarely</p> <p>3.09% Never</p>	<p>B-2: In the past 30-60 days, have you read, seen, or heard anything about seat belt enforcement by the police?</p> <p>38.14% Always</p> <p>25.77% Most of the time</p> <p>19.59% Half of the time</p> <p>6.19% Rarely</p> <p>10.31% Never</p>	<p>B-3: What do you think the chances are of getting a ticket if you do not wear your safety belt?</p> <p>54.64% Always</p> <p>16.49% Most of the time</p> <p>12.37% Half of the time</p> <p>11.34% Rarely</p> <p>5.15% Never</p>
--	---	--

SPEEDING			
<p>S-1a: On a local road with a speed limit of 30 mph, how often do you drive faster than 35 mph?</p> <p>35.48% Always</p> <p>18.28% Most of the time</p> <p>9.68% Half of the time</p> <p>21.50% Rarely</p> <p>15.05% Never</p>	<p>S-1b: On a road with a speed limit of 65 mph, how often do you drive faster than 70 mph?</p> <p>2.20% Always</p> <p>8.79% Most of the time</p> <p>12.05% Half of the time</p> <p>14.29% Rarely</p> <p>64% Never</p>	<p>S-2: In the past 30-60 days, have you read, seen, or heard anything about speed enforcement by police?</p> <p>63.44% Yes</p> <p>36.56% No</p>	<p>S-3: What do you think the chances are of getting a ticket if you drive over the speed limit?</p> <p>15.05% Always</p> <p>49.46% Most of the time</p> <p>23.66% Half of the time</p> <p>9.68% Rarely</p> <p>2.15% Never</p>

DISTRACTED DRIVING

D-1: What is distracted driving?	D-2: When you answer a call while driving, do you usually?	D-3: How, if at all would you say your driving behavior is different when you are talking on the phone?	D-4: What are some of the common driving distractions?
<p>24.73% Talking or texting</p> <p>1.08% Fiddling with the stereo</p> <p>0% Eating or drinking</p> <p>1.08% Talking to people in your vehicle</p> <p>73.11% All the above</p>	<p>40.86% Answer and continue to drive</p> <p>16.13% Answer and pull over to a safe location</p> <p>6.45% Answer and inform the caller you will call back later</p> <p>10.75% Pull over to a safe location first and then speak to the caller</p> <p>25.81% I don't answer calls while driving</p>	<p>26.53% No difference</p> <p>20.41% Drive slower</p> <p>9.18% Drift out of the lane or roadway</p> <p>5.10% Drive faster</p> <p>38.78% All the above</p>	<p>20% Texting</p> <p>1.11% Eating and drinking</p> <p>5.510% Adjusting the radio/CD player</p> <p>0% Grooming</p> <p>2.22% Reading</p> <p>71.11% All the above</p>

MEDICINAL MARIJUANA USAGE

<p>M-1: How serious of a problem is driving under the influence of drugs, including marijuana, prescription drugs and illegal drugs?</p> <p>45.83% Very big problem</p> <p>29.17% Somewhat of a problem</p> <p>25% A small problem</p>	<p>M-2: Which is more dangerous?</p> <p>23.95% Driving while under the influence of alcohol</p> <p>11.46% Driving under the influence of marijuana</p> <p>64.59% Both are equally dangerous</p>	<p>M-3: Did you know that driving while impaired in prescription medication is illegal and may lead to a DUI?</p> <p>54.26% YES</p> <p>45.74% NO</p>	<p>M-4: Have you ever tried marijuana?</p> <p>51.61% YES</p> <p>48.39% NO</p>
---	--	---	--

FIVE YEAR STATISTICS

GUAM'S SUMMARY OF TRAFFIC DEMOGRAPHICS AND FATALITIES

Calendar Years 2015-2019

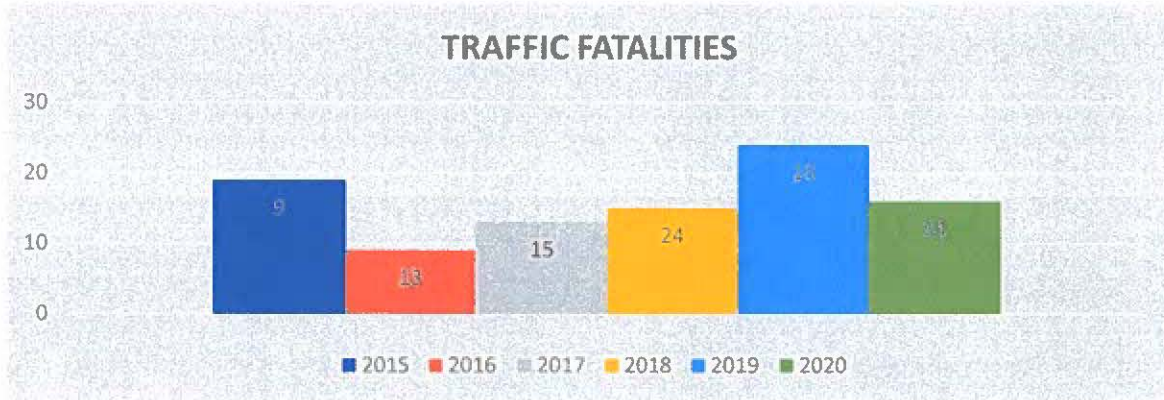
YEAR	POPULATION	REGISTERED VEHICLES	TRAFFIC FATALITIES	ALCOHOL – IMPAIRED FATALITIES
2015	161,797	116,291	9	2
2016	162,896	119,303	13	2
2017	164,229	119,906	15	3
2018	175,219	119,481	24	4
2019	169,310	125,455	18	5

Assessment of Results in Achieving Performance Targets for FY20 and FY19									
Performance Measure	FY 2020					FY 2019			
	Target Period	Target Year(s)	Target Value FY20 HSP	Data Source*/ FY 20 Progress Results	On Track to Meet FY20 Target Y/N ** (in-progress) As of 12/18/2020.	Target Value FY19 HSP	Target Year(s)	Data Source/ FY19 Final Result	Met FY19 Target Y/N
C-1) Total Traffic Fatalities	5 year	2016-2020	14	STATE 13	No	14	2015-2019	STATE 18	N
C-2) Serious Injuries in Traffic Crashes	5 year	2016-2020	807.25	STATE 478	Yes	897	2015-2019	STATE 907	N
C-3) Fatalities/VMT	5 year	2016-2020	0	STATE 0	Not Applicable	XXXXX	2015-2019	FARS XXXXX	
For each of the Performance Measures C-4 through C-11, the State should indicate the Target Period which they used in the FY20 HSP.									
C-4) Unrestrained Passenger Vehicle Occupant Fatalities, All Seat Positions	5 year	2016-2020	2	STATE 7	No	2	2014-2018	STATE 7	N
C-5) Alcohol-Impaired Driving Fatalities	5 year	2016-2020	3	STATE 5	No	2	2014-2018	STATE 5	N
C-6) Speeding-Related Fatalities	5 year	2016-2020	5	STATE 9	No	6	2014-2018	STATE 6	Y
C-7) Motorcyclist Fatalities (FARS)	5 year	2016-2020	1	STATE 1	In progress.	0	2014-2018	STATE 3	N
C-8) Un-helmeted Motorcyclist Fatalities	5 year	2016-2020	0	STATE 1	No	0	2014-2018	STATE 2	N
C-9) Drivers Age 20 or Younger Involved in Fatal Crashes	5 year	2016-2020	1	STATE 1	In progress	0	2014-2018	STATE 2	N
C-10) Pedestrian Fatalities	5 year	2016-2020	2	STATE 3	No	5	2014-2018	STATE 6	N
C-11) Bicyclist Fatalities	5 year	2016-2020	0	STATE 0	In progress.	0	2014-2018	STATE 0	Y
B-1) Observed Seat Belt Use for Passenger Vehicles, Front Seat Outboard Occupants (State Survey)	Annual	2020	92.80	State survey 96.95	Yes	94.4	2014-2018	State survey/ 96.95	Y
<i>(XXX) If a State included any additional performance measures in the HSP, INSERT ROWS HERE</i>	XXXXX	XXXXX	XXXXX	XXXXX		XXXXX	XXXXX	XXXXX	

ALCOHOL PROGRAM

Performance Target: (C-1)

Guam's goal is to decrease traffic fatalities from 16 using the five-year target baseline (2014-2018) to 14 using the five-year target average (2016-2020).

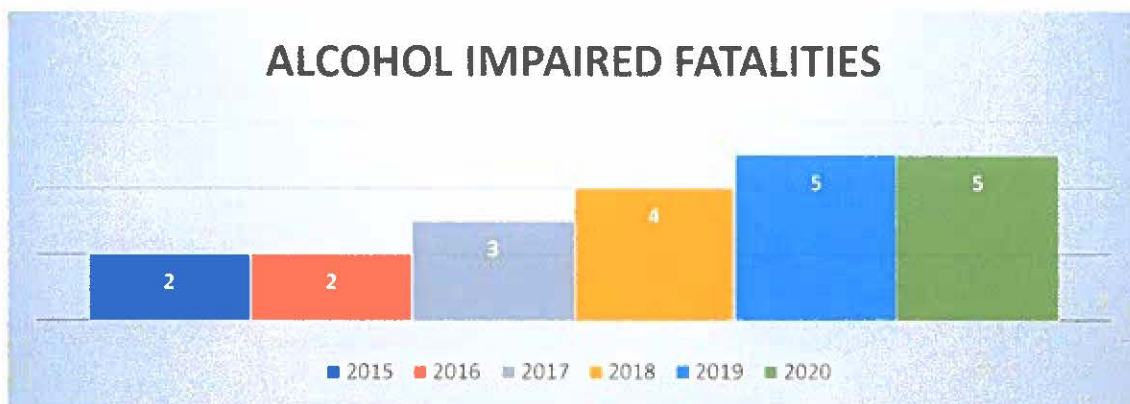


Results: In Progress.

Based on preliminary five-year average (2015-2019) state data, there have been 14 traffic fatalities as of December 12, 2020.

Performance Target: (C-5)

Guam's goal is to decrease alcohol-impaired driving fatalities from five (5) using the five-year target baseline (2014-2018) to two (2) using the five-year target average (2016-2020).



Results: Not met.

Based on preliminary five-year average (2015-2019) state data, there have been five (5) alcohol-impaired driving fatalities as of December 12, 2020.

Challenges came as a result of the COVID-19 pandemic, and Guam was placed on PCOR1 with restrictions in place. The DPW-OHS and their sub-grantees were unable to achieve some of the performance targets for such measures as alcohol-impaired fatalities during CY2020. DPW-Office of Highway Safety will continue to fund Impaired Driving projects in FY2021 to reduce the number of fatalities involving a driver or motorcycle operator with a BAC of .08 and above on Guam's roadways.

The best approach to minimize the impact to Public Safety and the community, would be to train more police officers in Advance Roadside Impaired Driving Enforcement (ARIDE) and Drug Recognition Expert (DRE) Courses, purchase equipment's (Intoximeter FST and Alere DDS2 Oral Fluid Testing kit) that will aid in the detection and prosecution of offenders. Outdated and non-operational equipment's should also be replaced to maintain enforcement activities. Prosecutors should also be trained & familiarized in prosecuting offenders, who choose to Drive Under the Influence of Drugs (DUID).

FY2020 ALCOHOL PROGRAM ACTIVITIES:

Program Management

Costs under this program area included allowable expenditures for salaries and travel for highway safety program staff. Costs also included general expenditures for operating costs e.g., printing and supplies.

Project Performance: The COVID-19 pandemic restricted activities, however, the Alcohol Program Coordinators managed some program activities specific to preventing and reducing alcohol-related and alcohol-impaired crashes, fatalities and injuries such as hosting educational presentations at two (2) high schools with 392 students in participation and a DUI exhibit at the Agana Shopping Mall. The DPW-OHS provided technical support to sub-grantees – Guam Police Department-Highway Patrol Division (GPD-HPD); Office of the Attorney General (OAG); and the Judiciary

of Guam (JOG). In addition, the program managers were able to perform monitoring visits to their assigned sub-grantees to ensure compliance of project agreements' goals and objectives.

The DPW-OHS had planned to develop a comprehensive Public Information and Education Campaign on drunk and drugged driving prevention but this plan was stalled due to the pandemic COVID19. Initially, collaboration began with the Office of Attorney General's DUI Prosecutor in amending the Safe Street Acts bill late last year, but stalled at the on start of the pandemic COVID19. However, meetings resumed in the later part of this year through zoom conference discussions with the DUI Prosecutor, Highway Patrol and DPW-OHS.

Results:

The Alcohol Program Managers participated at two (2) scheduled DUI checkpoints along Route 1, Guam's main highway, for monitoring reporting requirements. It was noted that effective press releases and DUI checkpoints proved to be an effective deterrence in the decrease of DUI arrests during these operational activities. The program managers did not perform any equipment inspection report since there was no new equipment purchased for the past four years.

A zoom press conference was held to proclaim the "Drive Sober or Get Pulled Over" national enforcement mobilization campaign on December 7, 2020. Public awareness of this campaign activity was published in the Guam Daily News, Guam Daily Post, and aired on KUAM and Pacific News Center television.

Although approval was granted in FY2020 to procure equipment – Intoximeter EC/IR II Breath Analyzer Unit, Intoximeter FST Unit; and DDS2 Oral Fluid Test Kit, the lack of procurement manpower and COVID19 hampered the delay in purchasing said equipment.

Training/Conference:

The Highway Safety Coordinator attended the IACP conference held in Chicago, Illinois, from October 24 – 29, 2019.

Drive Sober or Get Pulled Over Zoom Proclamation Signing December 7, 2020



Guam Police Department – Highway Patrol Division

High Visibility Enforcement Activities:

The GPD – Highway Patrol Division (HPD) covers 100% of the population on the island, which is more than 70% as required by the grant criterion. The Guam Police Department recently recruited 24 new recruits with the intent to assign two to three recruits to the Highway Patrol Division.

The Guam International Airport Authority (GIAA) – Airport Police Division (APD) and the Port Authority – Port Police have an established memorandum of understanding to provide 100% support to combat alcohol and drug impaired driving on Guam’s main roadways.

The GPD-HPD FY2020 goal was to conduct seven (7) DUI checkpoints, inclusive of DUI checkpoints or DUI Roving Enforcements when inclement weather impedes throughout the fiscal year. A total of 12 grant funded check points and roving activities were done for this fiscal year.

Results:

- The GPD-HPD conducted a total of twelve (12) federally funded (1,026 pulled in vehicles with five (5) DUI arrests and eighteen (18) SFST's performed) and fifteen (15) local funded DUI checkpoint activities (971 pulled in vehicles with seven (7) DUI arrests and thirty-six (36) SFST's performed). Overall, there was a total of 27 combined local and federal enforcement activities, with twelve (12) DUI arrests and fifty-four (54) SFST's conducted for FY2020. Additional DUI checkpoints would have been performed, however, due to COVID19, restricted activities prevailed.
- DUI checkpoints were determined by hot spots, i.e., Routes 1, 3, 4, 8, 10 and 16, through data analysis of areas where DUI crashes had occurred.
- There were a total of five (5) Alcohol impaired fatalities with two (2) alcohol and drug related for CY2020.

Training/Conference:

- Highway Patrol Division provided SFST training to 24 police cadets in December of 2019.
- One Sergeant II from Guam Police Department – Highway Patrol Division attended the IACP conference held in Chicago, Illinois from October 24 – 29, 2019.

Office of the Attorney General – Prosecution Division

Highway Safety Prosecution Project

Performance Target: Increase the number of prosecution of DUI arrests in FY2020.

The Office of Attorney General continues to play a major role in the prosecution of driving under the influence (DUI), driving while intoxicated (DWI), and other traffic and vehicle related offenses referred by law enforcement agencies. The objective of the OAG is to commit a dedicated full time OAG/DUI

Prosecutor to the DWI Court Program to prosecute these related cases. The OAG/DUI Court Prosecutor maintains the responsibility of all DUI referrals from GPD, all DUI magistrate hearings, and all DUI trial caseloads.

The DWI Court is a specialized comprehensive court program that provides structure of appropriate treatment, supervision and accountability. During this grant year, the DUI Prosecutor collaborated with members from the Judiciary, DPW Office of Highway Safety, Guam Police Department, and Public Defender on a strategic plan to make the Guam DWI Court an efficient therapeutic court and to further enhance the concept of the DUI Treatment court to reduce recidivism.

The OAG/DUI Prosecutor had three (3) goals for FY2020, namely:

- Increase the number of successful prosecutions of DUI/DWI Alcohol, Drug, or a combination of cases by September 30, 2020;
- Increase the filing numbers and rate of DUI/DWI Alcohol, Drug or a combination of cases by September 30, 2020;
- Increase prosecutor expertise in DUI/DWI cases by September 30, 2020.

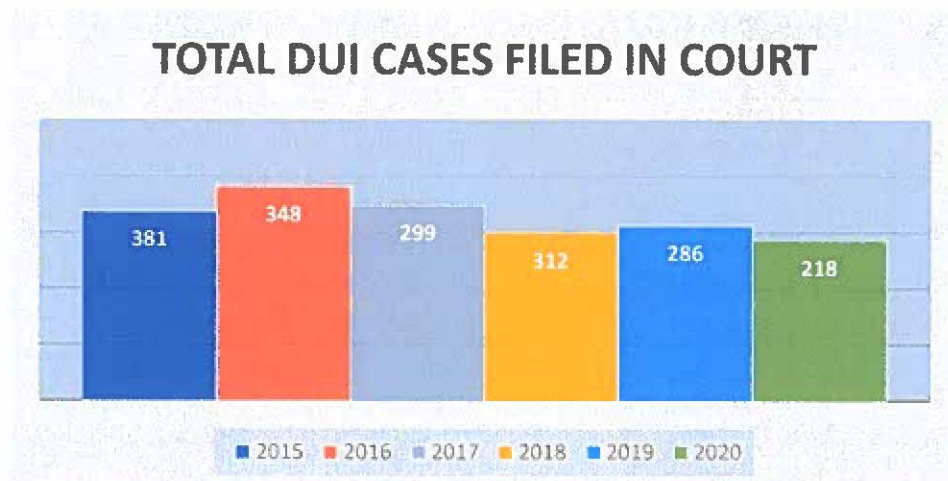
Results:

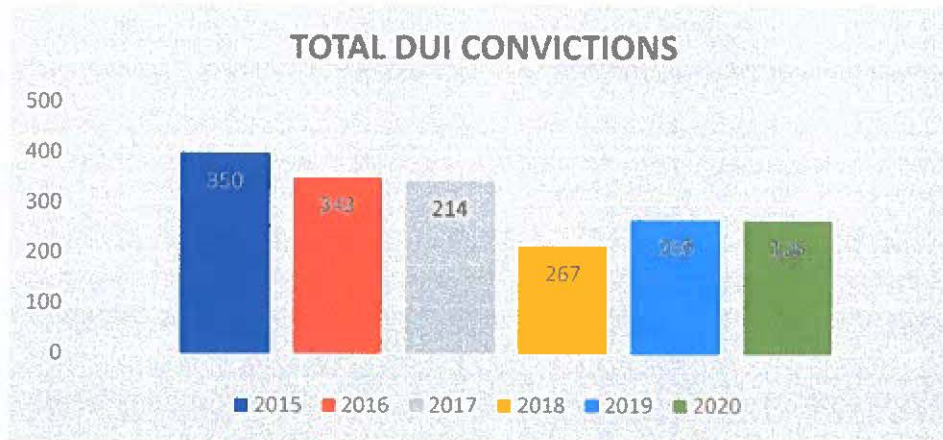
FY2020 ended with 255 DUI referrals from Guam Police Department, and 125 successful convictions inclusive of cases carried over from previous years. Overall a significant decrease in both categories from the previous year which may be attributed to the impact of COVID-19. The OAG DUI Prosecutor continues to devote resources so that successful prosecution is achieved. The continued funding of a DUI prosecutor is needed in achieving the mission of holding violators accountable for their actions. The OAG is committed to protecting the general public from drivers who violate the law by consuming alcohol and other mind-altering drugs.

The OAG was not able to purchase one (1) laptop for the DUI Prosecutor due to shortage of procurement personnel and COVID-19 priorities within the government. This was rolled over to the FY2021 project to procure the desk laptop.

Training/Conference:

The DUI Prosecutor was not able to attend the 2020 National Association of Drug Court Professionals (NADCP conference) due to the travel restrictions imposed from the COVID-19 pandemic.





Judiciary of Guam – DWI Court

DWI Alcohol Education Project

Performance Target: Prevent future patterns of alcohol or other drug use by providing DWI probation clients with an Alcohol Education, Prevention, and Intervention Program that teaches the dangers of driving while impaired.

The DWI Court goals for FY2020 were to:

- 1: Continue to conduct alcohol education classes as needed for the DWI probation clients;
- 2: Procure one set each of alcohol impairment and marijuana simulation goggles for educational outreaches with the Alternative Sentencing Office and Probation Services Division.
- 3: DWI Judge to attend the 2020 National Association of Drug Court Professionals (NADCP) conference.

Results:

- 1: During FY2020, the Probation Services Division/Alternative Sentencing Office conducted 19 cycles of the “Driving with Care” (DWC) Alcohol Education Program. Each cycle consisted of six 2-

hour sessions every Wednesday of the week. Additional classes were coordinated for Chuukese language speakers. Saturday classes were also held to accommodate DWI Probation clients that were unable to attend the week day class. There was a total of 150 clients that attended these classes, with 89 completing the program and 61 non-compliant. One of the main challenges was the loss of approximately 18 weeks of instruction time due to the COVID-19. Classes immediately resumed upon the easing of the island's PCOR1 restrictions and following the Judiciary's Administrative Orders. Another challenge experienced was the necessary reduction in classroom sizes to comply with social distancing measures.

2: JOG procured 420 "Driving with Care books that will be used as part of their Adult Education Program.

3: The DWI Judge did not attend the 2020 NADCP Conference due to the COVID-19 pandemic.

4: Procured one pair of marijuana simulation goggles and one pair of alcohol simulation goggles accessories for the Probation Services Division and be utilized for conducting random breathalyzer test on DWI clients.

DRIVING WITH CARE STATISTICS

ENGLISH	Oct-19	Nov-19	Dec-19	Total 1st Qtr.	Jan-20	Feb-20	Mar-20	Total 2nd Qtr.	Apr-20	May-20	Jun-20	Total 3rd Qtr.	Jul-20	Aug-20	Sep-20	Total 4th Qtr.	Overall Totals
Processed	7	23	44	74	19	0	18	37	0	0	6	6	1	16	0	17	134
Completed	2	15	27	44	12	0	12	24	0	0	2	2	0	12	0	12	82
Non-Compliant	5	8	17	30	7	0	6	13	0	0	4	4	1	4	0	5	52
CHUUKESE	Oct-19	Nov-19	Dec-19	Total 1st Qtr.	Jan-20	Feb-20	Mar-20	Total 2nd Qtr.	Apr-20	May-20	Jun-20	Total 3rd Qtr.	Jul-20	Aug-20	Sep-20	Total 4th Qtr.	Overall Totals
Processed	9	3	0	12	0	4	0	4	0	0	0	0	0	0	0	0	16
Completed	6	0	0	6	0	1	0	1	0	0	0	0	0	0	0	0	7
Non-compliant	3	3	0	6	0	3	0	3	0	0	0	0	0	0	0	0	9

DUID Project

Provided and conduct educational outreach initiatives such as education, training and media programs on the dangers of driving under the influence of drugs (DUID) and reduce impaired driving on Guam's roadways. Primary goal is to provide management, coordination, implementation and support services to the sub-grantees for impaired driving activities, i.e., training and meetings, necessary to educate and enforce on drug impaired driving.

In addition, the DPW Office of Highway Safety will continue to work collaboratively with the Partners for Highway Safety to implement collaborative and aggressive approach towards changing behavioral attitudes of the public drivers on the dangers and consequences of drugged driving by expanding educational awareness to schools, non-profit organizations and the island community.

Results:

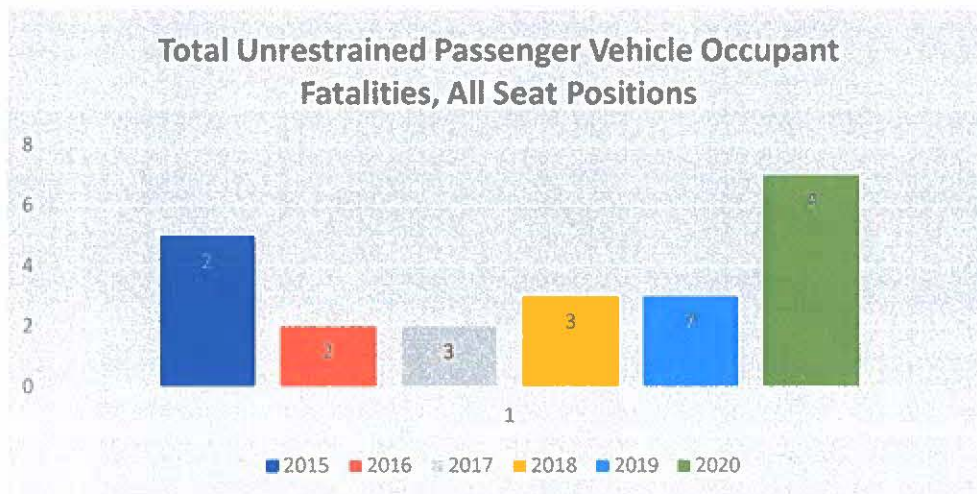
Due to the COVID-19 pandemic, the Office of Highway Safety and the Highway Patrol Division, conducted two (2) educational outreaches and one mall display, reaching a total of 516 students at the high school level, to promote the message on the dangers of driving while on drugs. Pertinent information was disseminated to the students and faculty through forms of brochures highlighting Guam's traffic laws and penalties.

Collaborative efforts and meetings have been in place with the Attorney General of Guam, DWI Prosecutor, and Highway Patrol Division to amend Guam's recently amended Safe Streets Act which failed to include the "Implied Consent" clause. This clause is imperative for our current DRE Officers to apply and enforce their knowledge and skills when conducting traffic enforcement activities and other related issues related to drug impaired cases. To date, the draft amendment is in its 4th working phase with the Attorney General's office assigned attorneys.

OCCUPANT PROTECTION PROGRAMS (SECTIONS 402 & 405b)

Performance Target: (C-4)

Guam's goal is to decrease unrestrained passenger vehicle occupant fatalities, all seat position from three (3) using the five-year target baseline (2014-2018) to one (1) using the five-year target average (2016-2020).



Results: Not met.

Based on preliminary five-year average (2015-2019) state data, there have been seven (7) unrestrained passenger vehicle occupant fatalities as of December 12, 2020.

Challenges came as a result of the COVID-19 pandemic, and Guam was placed on PCOR1 with restrictions in place. The DPW-OHS and their sub-grantees were unable to achieve some of the performance targets for such measures as unrestrained passenger fatalities during CY2020.

Grant funds will be used for overtime enforcement activities at high-crash areas by conducting highly visible and sustained enforcement activities to reduce serious injuries and fatalities during traffic crashes, which will result in safer roadways for our

citizens. As part of this operation, GPD-Highway Patrol Division will use the same concept during the Click It or Ticket mobilization and Child Passenger Safety week.

FY2020 OCCUPANT PROTECTION PROGRAM ACTIVITIES:

Public Information & Education

The primary goal of the Occupant Protection Projects (Sections 402 and 405(b)) was to provide the management, supervision and support services for the activities necessary to operate the traffic safety programs on Guam.

From October 2019 to September 2020, the DPW-OHS conducted two (2) Community Outreaches, three (3) Operation Buckle Down activities and six (6) school presentations. During the school presentations, the Occupant Protection Program Managers and Pedestrian Manager spoke to approximately 1, 431 students on the importance of using seat belts and child restraints as well as bicycle and pedestrian safety. The Operation Buckle Down is an educational component that DPW-OHS conducted together with GPD-HPD. Parents were observed driving into the school grounds with their child(ren) to see if they are in compliant with the Guam Seat Belt Law.

Operations Buckle Down Enforcement & Educational Awareness





Seat Belt Survey

The annual observational seat belt survey resulted in Guam's seat belt use by all passengers at a high-rate usage at 96.95% which is a 4.71% increase from 2018's 92.24% high-rate usage. Due to the impact of the COVID-19 pandemic, NHTSA waived the requirement for states and territories to conduct the 2020 seat belt survey. The DPW-OHS opted to remain status quo and will pursue to conduct their next seat belt survey in FY2021.

National Campaign – Click It or Ticket Mobilization

Due to the COVID-19 pandemic, NHTSA rescheduled the annual Click It or Ticket Mobilization to November 9 – 29, 2020. A proclamation signing took place via Zoom conference on November 4, 2020, with the Honorable Lt. Governor Josh Tenorio, and its partners for Highway Safety. Because Guam was still under the Governor's executive order placing its status at PCOR1, activities were postponed due to strict

adherence to social distancing and limited number of participants. Radio public service announcements were produced for the Click It or Ticket campaign and aired on three different radio stations for the month of November, 2020. Radio impressions data were not readily available and will be included in FY2022 HSP.

FY2021 Click It or Ticket it Zoom Proclamation Signing November 4, 2020



On November 4, 2020, the Honorable Governor of Guam, Lourdes A. Leon Guerrero and Lt. Governor Joshua Tenorio proclaimed November 9 – 29, 2020, as the “Click It or Ticket It” Mobilization campaign via Zoom conference, due to COVID-19 and PCOR1 status. The event was witnessed by DPW’s Director-Vincent P. Arriola, Chief of Police-Steve Ignacio, Attorney General of Guam-Leevin Taitano, DWI Judge-Presiding Judge Alberto Lamorena, Guam Legislature-Senator Pido Terlaje, and our Partners for Highway Safety.

Child Passenger Safety Standardized Course

During this FY2020, DPW-OHS was not able to initiate a training class for Child Passenger Safety due to COVID-19 pandemic and shut down of non-essential government services. It is with high optimism, that in FY2021, the DPW-OHS will try and schedule a CPS training, depending on the COVID-19 situation.

Guam Police Department – Highway Patrol Division Seat Belt Enforcement Activities

The GPD-HPD goal was to conduct eleven (11) seat belt enforcement activities combined with both Click It or Ticket and SCOPE (405B) grant projects in an effort to increase seat belt compliance and decrease unrestrained fatalities. .

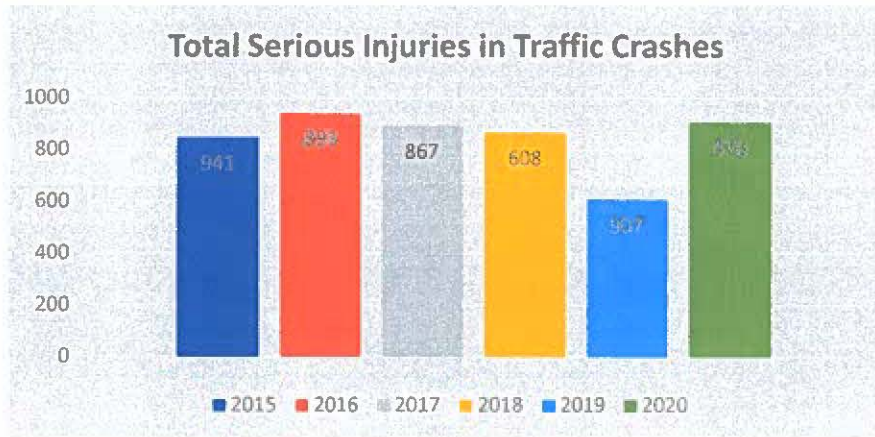
Results:

- Due to COVID-19, the GPD-HPD were only able to conduct three (3) grant funded enforcement activities under Section 402 Click It or Ticket project. A total of 72 vehicles were pulled in with 94 citations issued for seatbelts and car restraint systems. On the local enforcement, three (3) enforcement activities were done with 35 citations issued.
- Because of the COVID-19, and Guam being placed on PCOR1 up to December 29, 2020, no other enforcement activities were performed.

POLICE TRAFFIC SERVICES

Performance Target: (C-2)

Guam's goal is to decrease serious traffic injuries from 831 using the five-year target baseline of (2014-2018 average) to 807 using the five-year target average (2016-2020).

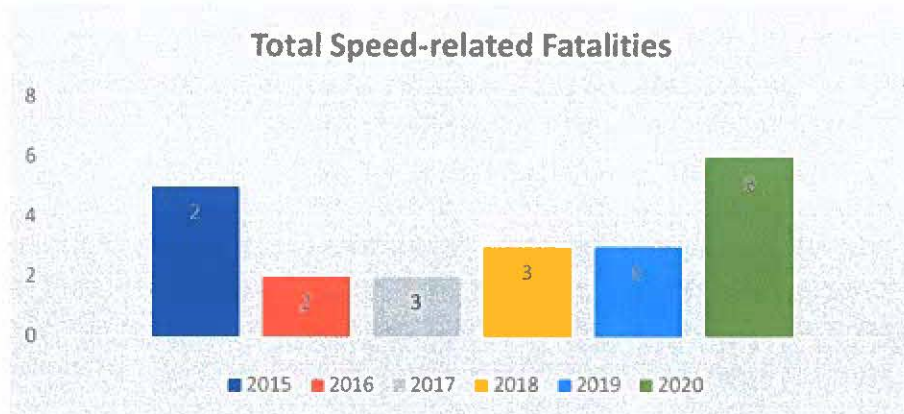


Results: In progress.

Based on preliminary five-year average (2015-2019) state data, there have been 478 serious traffic injuries as of December 12, 2020.

Performance Target: (C-6)

Guam's goal is to decrease the number of speed-related traffic fatalities from six (6) using the five-year target baseline (2014-2018) to five (5) using the five-year target average (2016-2020 average).



Results: Goal not met.

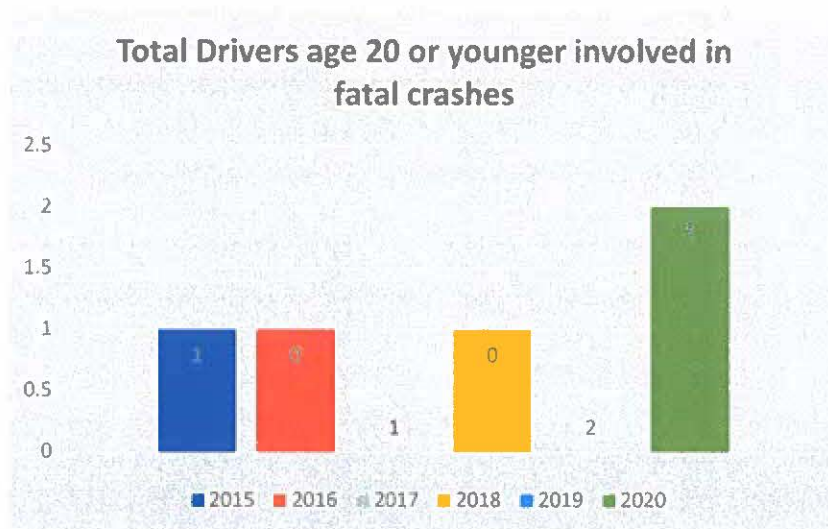
Based on preliminary five-year average (2015-2019) state data, there have been nine (9) speed-related fatalities as of December 12, 2020.

Challenges came as a result of the COVID-19 pandemic, and Guam was placed on PCOR1 with restrictions in place. The DPW-OHS and their sub-grantees were unable to achieve some of the performance targets for such measures as speed fatalities during CY2020.

The DPW-Office of Highway Safety will implement a combination of high-visibility enforcement while maintaining sustained traffic safety messages directed towards reducing dangerous driving behaviors. Additionally, funding initiatives which addresses specific types of behaviors will be used to maximize the effectiveness of the approach as well as efficient use of assigned resources

Performance Target: (C-9)

Guam's goal is to decrease the number of fatality involving age 20 and younger drivers from .08 using the five-year target baseline (2014-2018) to zero using the five-year target average (2016-2020 average).



Results: Goal not met.

Based on preliminary five-year average (2015-2019) state data, there have been one (1) fatality involving age 20 and younger drivers as of December 12, 2020.

Challenges came as a result of the COVID-19 pandemic, and Guam was placed on PCOR1 with restrictions in place. The DPW-OHS and their sub-grantees were unable to achieve some of the performance targets for such enforcement during CY2020. However, two scheduled enforcement activities are planned before end of the year to deter and prevent additional fatalities in this age group.

FY2020 POLICE TRAFFIC PROGRAM ACTIVITIES:

Police Traffic Education (PI&E)

The primary goal of the Police Traffic Education project is to provide management, supervision and support services for the activities necessary to operate the traffic safety programs on Guam behaviors.

Costs under this program area include: salaries, travel (i.e., TSI training courses, conference/meetings) for highway safety program coordinators, and operating costs (i.e., printing, supplies) directly related to the development, coordination, monitoring, evaluation, public education, monitoring, marketing, and training required of this program. This project also funds costs associated with the procurement of equipment and travel expenditures for GPD-HPD, i.e. – radar equipment, python antennas and crash data retrieval kit.

Results:

DPW-OHS participated in observing and monitoring evaluation with GPD-HPD at two of their enforcement activities, one-site monitoring with both the Airport Police and Port Police, in FY2020. Two (2) high schools and one mall display were hosted by the program managers and disseminated educational brochures Guam's traffic laws related to speed, distracted driving, impaired driving, pedestrian safety and seat belts. One scheduled on-site observation was coordinated with Region 9 Regional Program Manager via Web App to observe monitoring and speed enforcement activity.

Equipment: DPW-OHS was not able to procure the following equipment in FY2020: Python Antennas, and Bosch Crash Data Retrieval Deluxe Kit due to the stricken COVID-19 crisis. The equipment was therefore allocated in the FY2021 HSP for procurement.

Training/Conference:

- Two certified EDR - GPD-HPD officers attended the 2020 Event Data Recorder (EDR) Summit, held in Houston, Texas, from March 9-11, 2020.
- One program coordinator attended the IACP conference held in Chicago, Illinois, from October 24 – 29, 2020

Guam Police Department – Highway Patrol Division

High Visibility Enforcement Activities:

Operation H.E.A.T.: The Guam Police Department covers the entire island of Guam for enforcement activities, which is 100% of the population of the island and is more than 70% as required by the grant criterion.

The Operation H.E.A.T. (Highway Enforcement Action Team) goals were to conduct eleven (11) stationary enforcements focused on Zero Tolerance, which includes DUI, Speed, Seat Belt, Child Restraints, and Cell Phones, with emphasis to target high speed routed areas based on historical data. They are identified along Routes 1, 3, 4, 8, 10 and 16.

Equipment:

Procure one Police Package vehicle to be used during their enforcement activities to transport equipment to and from enforcement designations.

Results: For FY2020 GPD-HPD conducted the following enforcement activities:

- Seventeen (17) laser stationary activities were performed at selected high crash areas – Routes 1, 4, 8, 10 and 16. A total of three hundred ninety-seven (397) vehicles were pulled in and four hundred fifteen (415) citation tickets issued.

Citation tickets issued can mean various citations aside from speed which included no seat belts, cell phone use, red light running, no drivers license and expired vehicle registration.

- Nineteen (19) roving radar enforcement activities were performed on selected high crash areas – Routes 1, 3, 4, 8, 10, and 16. A total of two hundred thirty-three (233) ticket citations were issued that included speeding, no seat belts, cell phone use, no drivers license, expired vehicle registration, and red light running.
- Overall, at a combined total of six hundred forty- eight (648) laser and radar citations, this showed a decrease from 2019's number of 2,013 traffic citations. This can be cited due to the COVID-19 pandemic, wherein lesser vehicles were out on the road.
- GPD-HPD was not able to procure one police package vehicle due to the auto industry shut down from COVID-19 and not able to meet procurement deadline. This was carried forward into the FY2021 HSP.

Port Authority of Guam – Port Police Division

Operation A Dai He' Hao

The Port Authority of Guam (PAG) – Port Police Division (PPD) goal was to conduct twelve (12) speed enforcement activities on Routes 1 and 11 and Routes 2 and 2A with their target to reduce speed, reckless driving, imprudent driving and unsafe driving habits along their designated roadways.

Attend the FY2020 Lifesavers Conference to capture successful speed programs and/or enforcement projects that can be utilized back here in Guam.

Results: The Port Police conducted a total of 18 speed enforcement activities along Routes 1 and 11, targeting speed, reckless driving, imprudent driving and unsafe driving habits. Port Police issued a total of one hundred ninety-one (191) traffic citations, which surpassed their goal of 76 citations. PPD also had six (6) DUI arrests and twenty (20) traffic non-fatal crashes on their roadway jurisdiction. During the onset of COVID-19, restrictions were encountered from performing other activities, but were able to perform operation enforcement activities.

Training/Conference:

- No off-island participation at Lifesavers Conference due to COVID-19.

Guam International Airport Authority – Airport Police Division

Traffic Enforcement Project

The Guam International Airport Authority (GIAA) – Airport Police Division (APD)'s goal was to conduct eight (8) traffic speed enforcements on their jurisdiction routed roadways – Route 1 onto Route 10A, entrances and exits from Route 8 on to Maga Haga Highway/Sunset Blvd., and entrances and exits from Route 16 onto Route 10A.

Attend the FY2020 Lifesavers Conference to capture successful speed programs and/or enforcement projects that can be utilized in their project activities.

Results: The Airport Police conducted a total of nine (9) laser and radar enforcement activities along their routed jurisdiction and issuing a total of one hundred fifty-three (153) citations. Statistics show a reduction of traffic crashes by 6% from 123 in FY2019 to 117 in FY2020. Speed citations increased by 30% from 51 in FY2019 to 153 in FY2020. Due to COVID-19, limited enforcement activities were performed.

Training/Conference:

- No off-island participation at Lifesavers due to COVID-19.

TRAFFIC RECORDS (SECTION 402)

FY2020 TRAFFIC RECORDS ACTIVITIES:

Traffic Records Information and Management System (T.R.I.M.S.)

DPW-OHS and its partners collect and use traffic records data to identify highway safety problems, select the most appropriate countermeasures and evaluate their effectiveness. The goal of Guam's Traffic Records Coordinating Committee (TRCC) is to continue to develop a comprehensive traffic records system so Guam can address the highest priority highway safety issues. This program area is necessary to obtain the most timely and useful data needed to quickly address our traffic safety issues and directly relate to the success of our data-driven traffic safety enforcement projects by allowing us to analyze most current and relevant crash, fatality and injury data to utilize funds appropriately and to adjust quickly and as necessary.

Costs under this program area include salaries for the Data Control Clerk, supplies and materials, contractual printing and travel to the 2020 Travel Records Forum.

Results:

The Data Control Clerk II was assigned the tasked the responsibility of capturing and compiling data from the OSCAR program. The Data Control Clerk II had to ensure that all data is captured in the right manner that the program managers are able to understand the data spread sheet. In addition, provide support in the verification of traffic crashes on the OSCAR program for consistency, validity, accuracy, and completeness.

Training/Conference:

No travel occurred in FY2020 to the Traffic Records Forum due to the COVID-19 pandemic.

TRAFFIC RECORDS (SECTION 405C)

FY2020 TRAFFIC RECORDS ACTIVITIES:

Island-wide Traffic Safety Information System (ITSIS)

With the limited amount of funding received in FY2020, the traffic records improvement initiatives focused on three (3) systems improvement: The project goals were to improve the applicable guidelines for the Roadway data system that reflects best practices identified in the Traffic Records Program Assessment Advisory. A plan of action was to address the design and development of a Roadway Information Management System (RIMS) that will adopt MIRE data element definitions and attribute the coding and priority rating. RIMS reflect best practices identified in the Traffic Records Program Assessment Advisory.

Results:

In FY2020, the Island-Wide Traffic Safety Information System continued to provide system support with the Crash, E-Citation, OSCAR, RAMP, Just-Ware API; Driver and Vehicle Lookup Web Services; and Law Enforcement Mobile network. No upgrades and enhancements were completed with the Traffic Records Strategic Plan as recommended from the Traffic Records Assessment due to the COVID-19 pandemic which shut down government wide services.

PEDESTRIAN AND BICYCLE SAFETY PROGRAM

Performance Target: (C-10)

Guam's goal is to decrease pedestrian fatalities from five (5) using the five-year target baseline of (2014-2018 average) to four (4) using the five-year target average (2016-2020).

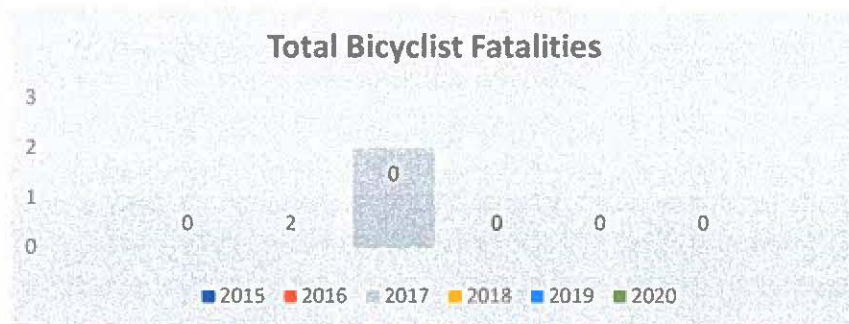


Results: In progress.

Based on preliminary five-year average (2015-2019) state data, there have been three (3) pedestrian fatalities as of December 12, 2020.

Performance Target: (C-11)

Guam's goal is to maintain its goal of zero bicyclist fatality using the five-year target baseline of (2014-2018 average) to zero using the five-year target average (2016-2020).



Results: In progress.

Based on preliminary five-year average (2015-2019) state data, there have been zero bicyclist fatalities as of December 12, 2020.

FY2020 PEDESTRIAN AND BICYCLE PROGRAM ACTIVITIES:

Program Management:

The DPW-OHS, together with their Partners for Highway Safety, formulated their plan to conduct extensive media and educational outreach campaigns, aimed at pedestrian and bicycle safety. Printed materials and pamphlets will be distributed to schools, businesses and community centers island-wide. The focus of the campaign will be to educate the walking and motoring public about pedestrian hazards such as: cell phone and electronic devices, not using marked cross walks, law compliance, proper reflective clothing and impairment.

Results: During FY20, the DPW-OHS conducted two (2) Community Outreaches and five (5) school presentations. During the school presentations, the Occupant Protection Program Managers and Pedestrian Manager spoke to approximately 1,285 students on the importance of using seat belts and child restraints as well as bicycle and pedestrian safety. Other pre-scheduled school and community activities were cancelled due to the COVID-19 pandemic.

Guam Police Department – Highway Patrol Division

High Visibility Enforcement Activities:

Pedestrian Safety Enforcement Strategy:

GPD-Highway Patrol Division will conduct seven (7) Pedestrian Safety overtime enforcement at seven (7) hours per enforcement activity at the identified “hotspots”: Routes 1, 4, 8, 10, 14, and 16 during the time and day the Auto-Pedestrian crashes occurred.

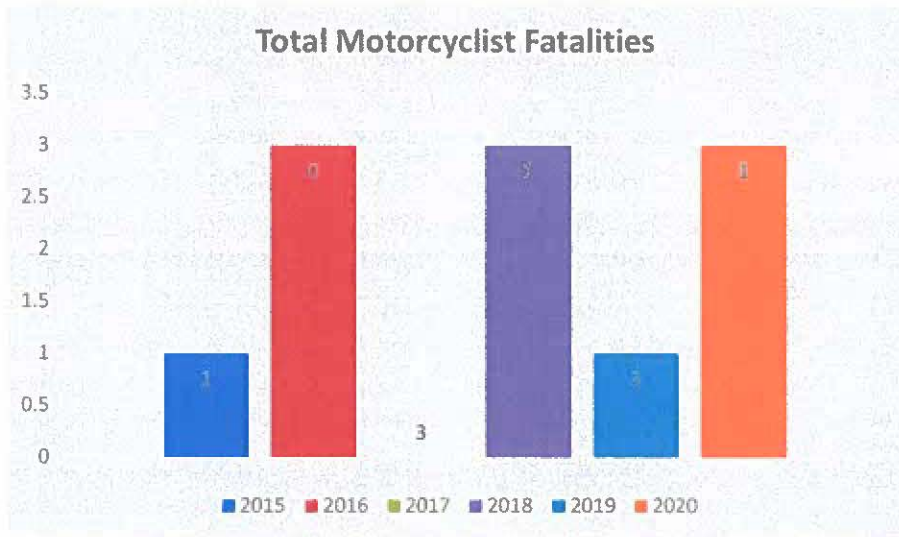
GPD-Highway Patrol Division will take the lead in launching and promoting the “Be Safe, Be Smart, Be Seen” campaign that will encourage pedestrians to also assume responsibility in being safe, by being easily seen, by motorist through the use of reflective clothing or materials. GPD-Highway Patrol Division will also request for legislation to increase the fines and education programs for violators who fall under the low income or homeless category.

Results:

The GPD-Highway Patrol Division were not able to perform overtime enforcement activities for this project due to the COVID-19 pandemic which restricted social distancing with the public.

Performance Target: (C-7)

Guam’s goal is to reduce motorcyclist fatalities from two (2) using the five-year target baseline of (2014-2018 average) to one (1) using the five-year target average (2016-2020).

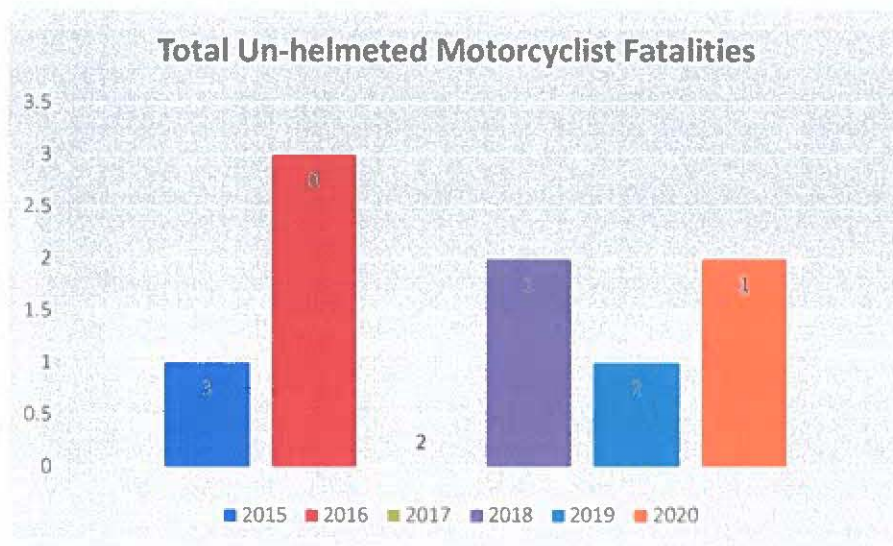


Results: In progress.

Based on preliminary five-year average (2015-2019) state data, there have been one (1) motorcyclist fatality as of December 12, 2020.

Performance Target: (C-8)

Guam's goal is to reduce un-helmeted motorcyclist fatalities from two (2) using the five-year target baseline of (2014-2018 average) to zero using the five-year target average (2016-2020).



Results: Goal not met.

Based on preliminary five-year average (2015-2019) state data, there have been one (1) un-helmeted motorcyclist fatality as of December 12, 2020.

Challenges came as a result of the COVID-19 pandemic, and Guam was placed on PCOR1 with restrictions in place. The DPW-OHS and their sub-grantees were unable to achieve some of the performance targets for such measures as un-helmeted fatalities during CY2020.

Speed continues to be one of the leading causes of serious injury and fatal crashes in un-helmeted motorcyclist fatalities on Guam. High visibility enforcement is one of the

proven countermeasures used to change a vehicle operator's behavior when it comes to speed.

PAID MEDIA PROGRAM

FY2020 PAID MEDIA PROGRAM ACTIVITIES:

The marketing program used highway safety messages, such as Click It or Ticket, Share the Road, One Text or Call Could Wreck It All, and Drive Sober. Audiences were addressed audibly through public address announcements, visually through venue electronic billboard signs and website banners, and interactively through on-site presence and personal connection at the different venues.

The DPW-OHS works with vendors to ensure that effective resources are utilized for highway safety concerns and direct messaging toward our most concerning traffic safety problems. A decrease in motor vehicle fatalities in FY2020 continues to prove that paid media programs are effective when used in conjunction with other proven countermeasures.

Results: OHS procured radio air-time for two languages, Chuukese and English, for the Click It or Ticket campaign. The radio public service announcements were scheduled to air on three different radio stations during the month of November, 2020. Due to the COVID-19 pandemic, resources from the radio station were not available to provide data of impressions, however, it will be noted in the FY21 HSP. In addition, one radio station aired 30" radio public service announcements for the week of Child Passenger Safety back in September, 2020.

Contractual services were done to print 3,000 brochures on Guam's traffic laws which will be used to distribute to all educational outreaches to include schools, non-profit organizations and enforcement activities.

PLANNING AND ADMINISTRATION PROGRAM

FY2020 PLANNING & ADMINISTRATION PROGRAM ACTIVITIES:

The goal of the P&A program is to provide management, supervision, and support services for the activities of the DPW-OHS traffic safety programs. This project will fund applicable contracts, staff salaries and expenses that are directly related to the planning, development, coordination, monitoring, auditing, reporting and evaluation of the Guam Highway Safety Plan, Annual Report, grants tracking system programs, grants, and sub grants. Funds are used for allowable expenses related to the operation of the office under all NHTSA programs, such as office supplies, postage, printing, travel, dues and other appropriate costs.

Results:

In FY2020, the DPW-OHS prepared and submitted its FY2021 annual application for Sections 402 and 405b, to the National Highway Traffic Safety Administration (NHTSA) by way of a Highway Safety Plan and was approved. The Annual Report submission will be submitted within 90 days after the close of FY2020, and no later than December 31, 2020.

Training/Conference:

- DPW Deputy Director and Chief of Police (Guam Police Department) attended the IACP conference held in Chicago, Illinois, from October 24 – 29, 2019.
- DPW Deputy Director attended the GHSA Executive Summit held in New Orleans, Louisiana from November 4-6, 2019.

EMERGENCY MEDICAL SERVICES – GUAM FIRE DEPARTMENT FY2020 PROGRAM ACTIVITIES:

The goal of this project is to procure one (1) SP555E2 cutter package that will be used for cutting and spreading through most the high strength steel used by automakers today. As known, gaining access to the vehicle is of utmost importance to provide immediate care and transport to a medical facility. Training will also be provided to all respective EMT's with the necessary equipment to victims of traffic crashes. Travel is allotted to attend the 2020 Lifesavers Conference for one EMS Firefighter or designated representative.

RESULTS:

Guam Fire Department EMS procured one SP555E2 cutter package, which is being assigned to their Rescue 2 Unit in Hagatna, Guam.



Travel was not afforded to attend the 2020 Lifesavers Conference due to COVID-19 pandemic.

DISTRACTED DRIVING PROGRAM

FY2020 DISTRACTED DRIVING PROGRAM ACTIVITIES:

Distracted Driving Education

The DPW-OHS Distracted Driving Education project was to increase and change driver behaviors of texting, cell phone use while operating a motor vehicle and red-light runner drivers through earned media events targeting middle/high school students, and young adults. Although, DPW-OHS was not able to procure theatre air time for the 60" second public service announcement, three (3) 30" second and three (3) 60-second radio public service announcements were produced by the awarded radio station and was aired for two months starting with the national distracted driving month held this past October, 2020, which resulted over 225,000 impressions.

U.S. Department of Transportation National Highway Traffic Safety Administration

State: Guam

Obligations vs Expenditures

Page: 1

2020-FINAL

Report Date: 12/23/2020

Latest posted documents

Posted: 12/22/2020

HCS-8 VOU-10

Program Area	Project	Original Approved HSP	Percent of Agency Planned	Sum of Obligations	Percent of Agency Obligated	Percent Prior FY Funds	Sum of Expenditures	Percent Agency Expended	Unexpended Balance	Est. Months to Liquidate	Unobligated Balance
NHTSA											
FAST Act NHTSA 402											
Planning and Administration											
	PA-2020-00-00-00	\$121,293.00	9%	\$209,780.74	15%		\$57,772.75	9%	\$152,007.99	*	
	Planning and Administration Total	\$121,293.00	9%	\$209,780.74	15%		\$57,772.75	9%	\$152,007.99	31	
Alcohol											
	AL-2020-00-00-00	\$265,910.00	19%	\$266,802.80	19%		\$163,204.54	27%	\$103,598.26	*	
	Alcohol Total	\$265,910.00	19%	\$266,802.80	19%		\$163,204.54	27%	\$103,598.26	7	
Emergency Medical Services											
	EM-2020-00-00-00	\$31,500.00	2%	\$31,500.00	2%		\$18,806.85	3%	\$12,693.15	*	
	Emergency Medical Services Total	\$31,500.00	2%	\$31,500.00	2%		\$18,806.85	3%	\$12,693.15	8	
Occupant Protection											
	OP-2020-00-00-00	\$132,690.00	10%	\$132,682.80	9%		\$57,599.09	9%	\$75,083.71	*	
	Occupant Protection Total	\$132,690.00	10%	\$132,682.80	9%		\$57,599.09	9%	\$75,083.71	15	
Pedestrian/Bicycle Safety											
	PS-2020-00-00-00	\$122,005.00	9%	\$122,004.50	9%		\$35,849.60	6%	\$86,154.90	*	
	Pedestrian/Bicycle Safety Total	\$122,005.00	9%	\$122,004.50	9%		\$35,849.60	6%	\$86,154.90	28	
Police Traffic Services											
	PT-2020-00-00-00	\$250,753.00	18%	\$275,610.82	19%		\$150,190.54	24%	\$125,420.28	*	
	Police Traffic Services Total	\$250,753.00	18%	\$275,610.82	19%		\$150,190.54	24%	\$125,420.28	10	
Traffic Records											
	TR-2020-00-00-00	\$64,380.00	5%	\$62,398.27	4%		\$39,091.98	6%	\$23,306.29	*	
	Traffic Records Total	\$64,380.00	5%	\$62,398.27	4%		\$39,091.98	6%	\$23,306.29	7	
Paid Advertising											
	PM-2020-00-00-00	\$20,000.00	1%	\$20,000.00	1%		\$7,170.00	1%	\$12,830.00	*	

U.S. Department of Transportation National Highway Traffic Safety Administration

State: Guam

Obligations vs Expenditures

Page: 2

2020-FINAL

Report Date: 12/23/2020

Latest posted documents

Posted: 12/22/2020

HCS-8 VOU-10

Program Area	Project	Original Approved HSP	Percent of Agency Planned	Sum of Obligations	Percent of Agency Obligated	Percent Prior FY Funds	Sum of Expenditures	Percent Agency Expended	Unexpended Balance	Est. Months to Liquidate	Unobligated Balance
	Paid Advertising Total	\$20,000.00	1%	\$20,000.00	1%		\$7,170.00	1%	\$12,830.00	21	
	FAST Act NHTSA 402 Total	\$1,008,531.00	73%	\$1,120,779.93	79%	34%	\$529,685.35	86%	\$591,094.58	13	\$.00
	FAST Act 405b OP High										
	405b High HVE										
	M1HVE-2020-00-00-00	\$20,000.00	1%	\$20,000.00	1%		\$.00	0%	\$20,000.00	*	
	405b High HVE Total	\$20,000.00	1%	\$20,000.00	1%		\$.00	0%	\$20,000.00	*	
	405b High Training										
	M1TR-2020-00-00-00	\$40,150.00	3%	\$52,720.19	4%		\$6,233.85	1%	\$46,486.34	*	
	405b High Training Total	\$40,150.00	3%	\$52,720.19	4%		\$6,233.85	1%	\$46,486.34	89	
	405b High Public Education										
	M1PE-2020-00-00-00	\$54,634.30	4%	\$72,825.34	5%		\$46,506.88	8%	\$26,318.46	*	
	405b High Public Education Total	\$54,634.30	4%	\$72,825.34	5%		\$46,506.88	8%	\$26,318.46	6	
	405b High CSS Purchase/Distribution										
	M1CSS-2020-00-00-00	\$9,462.00	1%	\$14,322.91	1%		\$9,513.99	2%	\$4,808.92	*	
	405b High CSS Purchase/Distribution Total	\$9,462.00	1%	\$14,322.91	1%		\$9,513.99	2%	\$4,808.92	6	
	FAST Act 405b OP High Total	\$124,246.30	9%	\$159,868.44	11%	40%	\$62,254.72	10%	\$97,613.72	18	\$.00
	FAST Act 405c Data Program										
	405c Data Program										
	M3DA-2020-00-00-00	\$220,000.00	16%	\$130,182.33	9%		\$8,795.70	1%	\$121,386.63	*	
	405c Data Program Total	\$220,000.00	16%	\$130,182.33	9%		\$8,795.70	1%	\$121,386.63	166	
	FAST Act 405c Data Program Total	\$220,000.00	16%	\$130,182.33	9%	19%	\$8,795.70	1%	\$121,386.63	166	\$.00
	FAST Act 405e Special Distracted Driving										
	405e Distracted Driving										
	FESX-2020-00-00-00	\$19,856.00	1%	\$14,693.52	1%		\$14,693.52	2%	\$.00	0	

U.S. Department of Transportation National Highway Traffic Safety Administration

State: Guam

Obligations vs Expenditures

Page: 3

2020-FINAL

Report Date: 12/23/2020

Latest posted documents

Posted: 12/22/2020

HCS-8 VOU-10

Program Area	Project	Original Approved HSP	Percent of Agency Planned	Sum of Obligations	Percent of Agency Obligated	Percent Prior FY Funds	Sum of Expenditures	Percent Agency Expended	Unexpended Balance	Est. Months to Liquidate	Unobligated Balance
405e Distracted Driving Total		\$19,856.00	1%	\$14,693.52	1%		\$14,693.52	2%	\$.00	0	
FAST Act 405e Special Distracted Driving Total		\$19,856.00	1%	\$14,693.52	1%	100%	\$14,693.52	2%	\$.00	0	\$.00
NHTSA Total		\$1,372,633.30	100%	\$1,425,524.22	100%		\$615,429.29	100%	\$810,094.93	15	
Total		\$1,372,633.30	100%	\$1,425,524.22	100%		\$615,429.29	100%	\$810,094.93	15	

* Indicates programs that have no expenditures within 12 months before the date of this report - estimated months to liquidate cannot be calculated.