

A nighttime photograph of a city skyline with illuminated skyscrapers and a multi-level highway interchange with light trails from traffic. The scene is set against a dark blue twilight sky.

MISSOURI'S
ANNUAL
PERFORMANCE
REPORT
2019

MoDOT
Highway Safety
and Traffic

ANNUAL REPORT FEDERAL FISCAL YEAR 2019

PREPARED BY - MISSOURI HIGHWAY SAFETY OFFICE
(HIGHWAY SAFETY & TRAFFIC DIVISION)

JONATHAN NELSONASSISTANT TO STATE HIGHWAY SAFETY AND TRAFFIC ENGINEER
SCOTT JONESPROGRAM ADMINISTRATOR
ANGIE HOECKERCOMMERCIAL MOTOR VEHICLE PROGRAM MANAGER
SCOTT WILSONLAW ENFORCEMENT PROGRAM MANAGER
MANDY KLIETHERMESLAW ENFORCEMENT PROGRAM MANAGER
MIKE STAPPLAW ENFORCEMENT PROGRAM MANAGER
AMITY JEFFRIESIMPAIRED DRIVING & ELDER DRIVER PROGRAM MANAGER
TARA VAN LOOCHILD PASSENGER SAFETY & BIKE/PEDESTRIAN PROGRAM MANAGER
KACEY MORGANTEEN PROGRAM MANAGER
BRENDA AHLERSOFFICE MANAGER
DARLA STUMPE.....DATA SUPPORT
CARRIE AHARTLAYOUT & DATA SUPPORT



1

INTRODUCTION TO THE MISSOURI
HIGHWAY SAFETY OFFICE

2

MISSOURI'S MISSION, GOAL & VISION

3-4

MISSOURI HIGHWAY SAFETY PROGRAM
Guidelines, Purpose, Problem ID, Data
Analysis, Strategies/Results, Program
Evaluation and Internal Activities

5

MISSOURI'S EMPHASIS & FOCUS AREAS
Emphasis Areas I - VI

6-13

SNAPSHOT OF MISSOURI STATISTICS

14-16

CORE OUTCOME MEASURES

17

FY2019 CONTRACT DISTRIBUTION

18-36

PROGRAM GOALS, RESULTS &
ACTIVITIES

APPENDICES A-D
A - HS 217 Financial Rep. & Projects not Implemented
B - Sub-recipient Crash Statistical History
C - Project Summaries
D - Training Report

TABLE OF CONTENTS

INTRODUCTION

The Missouri Department of Transportation's (MoDOT) mission is to provide a world-class transportation system that is safe, innovative, reliable and dedicated to a prosperous Missouri. The Highway Safety and Traffic Division (HSTD), Missouri's Highway Safety Office (HSO), works specifically to reduce the number and severity of traffic crashes resulting in deaths and injuries. This requires the staff to work closely with state and local agencies in an attempt to develop programs which are innovative, cost efficient and, above all, effective in saving lives. This is accomplished through development and administration of the Governor's Highway Safety Program.

The National Highway Traffic Safety Administration indicates more than 94 percent of all traffic crashes are the result of human error. Operating a motor vehicle requires 100 percent of our attention. As drivers, we must all accept responsibility for our actions and adopt a mindset that the best way to prevent a crash is to exhibit and model safe driving behaviors every day. The Missouri's Highway Safety Program uses a multidisciplinary approach of education, engineering, enforcement and emergency response to achieve Missouri's goal of reducing the number of fatalities and serious injuries.

This effort requires action from numerous individuals and groups. The Highway Safety and Traffic Division strives to incorporate involvement from both traditional and non-traditional partners in our safety endeavors. Expanded partnerships enable us to reach a broader base of customers with the life-saving messages of traffic safety.

The accomplishments noted in this report would not have occurred without the dedication and foresight of staff from MoDOT's Highway Safety and Traffic Division and our partners throughout the state. Some partners include: the Missouri State Highway Patrol, Statistical Analysis Center; University of Central Missouri, Missouri Safety Center; Health and Safety Councils; the Missouri Coalition for Roadway Safety; Missouri Safe Communities; Missouri Advocates for Traffic Safety; Law Enforcement Traffic Safety Advisory Council (LETSAC); local and county law enforcement agencies, Region 7, National Highway Traffic Safety Administration (NHTSA) and many others.



MISSION, VISION & GOAL

GOAL

700 or fewer fatalities by 2020



VISION

Continuously
Moving
Missouri
Toward Zero
Deaths

MISSION

To make travel on
Missouri's roadways
safer through a
partnership of committed
local, state, federal, public
and private organizations.

MISSOURI HIGHWAY SAFETY PROGRAM

DATA ANALYSIS

An annual Highway Safety Plan (HSP) is developed by the HSTD utilizing statewide traffic crash data. The Missouri State Highway Patrol serves as the central repository for all traffic crash data in the state. MoDOT's HSTD analyzes data to compile statistics on fatalities and serious injuries and to identify trends, areas of improvement and potential countermeasures to implement. Three years' worth of crash statistics are compiled to provide a more representative sampling, thereby more effectively normalizing the data. Missouri uses comprehensive data sources which include: The Missouri State Highway Patrol crash repository (STARS) and MoDOT's Transportation Management System (TMS). The data presented in this report represents 2018 as 2019 data is not complete, depending on the section; the data could have been extracted from State (STARS) or Federal (FARS) data sources.

GUIDELINES

In the State of Missouri, the state highway safety program is administered through the Highway Safety and Traffic Division (HSTD), Missouri Department of Transportation. The Annual Report covers those activities funded for the period October 1, 2018, through September 30, 2019. The structure of this report follows the guidelines set forth by the National Highway Traffic Safety Administration (NHTSA) and the Federal Highway Administration (FHWA) Order 960-2/7510.3A.

MoDOT's HSTD analyzes data to compile statistics on fatalities and serious injuries and to identify trends, areas of improvement and potential countermeasures to implement. Three years' worth of crash statistics are compiled to provide a more representative sampling, thereby more effectively normalizing the data. Missouri uses comprehensive data sources which include: The Missouri State Highway Patrol crash repository (STARS) and MoDOT's Transportation Management System (TMS). The data presented in this report represents 2018 as 2019 data is not complete, depending on the section; the data could have been extracted from State (STARS) or Federal (FARS) data sources.

PURPOSE

The National Highway Safety Act of 1966 charges each Governor with the responsibility of establishing a state highway safety program. The goal of the HSTD is to reduce both the number of fatalities and serious injuries resulting from crashes on Missouri roadways.

STRATEGIES

Missouri's target of 700 or fewer fatalities has been integrated into all key planning documents that include: State Highway Safety Strategic Plan (SHSP), Missouri's Blueprint ~ A Partnership Toward Zero Deaths (Blueprint); the Commercial Vehicle Safety Plan (CVSP); and the Highway Safety Plan (HSP). The fatality reduction goal is also included in the Highway Safety Improvement Program (HSIP) Annual Report along with fatalities, fatality rates and serious injuries. Every effort is made to establish evidence based strategies that will guide Missouri to meet this target.

PROBLEM ID

Traffic crashes are, unfortunately, an everyday occurrence in our mobile society. In 2018, there were 155,933 traffic crashes in Missouri. In

CALENDAR YEAR

DATA

these crashes, 921 people lost their lives and 55,644 persons were injured. Based on the U.S. Department of Transportation Guidance on Treatment of the Economic Value of a Statistical Life of \$9.963 million per fatality, this resulted in an economic loss to the state of nearly \$9.3 billion. Per the Centers for Disease Control and Prevention, Leading Causes of Injury Deaths by Age Group in 2017, motor vehicle traffic crashes were the leading cause of death among people 5 to 24 years old.

State and local governmental agencies are solicited to assist in the development of countermeasure projects to address the traffic crash issues through the Missouri Coalition for Roadway Safety and Highway Safety Grant Funding. These projects are then compiled into a comprehensive highway safety plan for the state. Federal funding to support the HSTD is channeled to the state from the Section 402 Highway Safety Program within the U.S. Department of Transportation. In addition to 402 funding, Missouri also received funding from Sections 154 AL, 154 HE, and 405b, c, d, and f funding.

SUCCESSES/ RESULTS

Since inception of the highway safety program in 1967, Missouri has witnessed a drop in the vehicle death rate per 100 million vehicle

miles traveled from 5.5 to 1.21 in 2018. However, in 2016 Missouri experienced an increase of 77 fatalities from the previous year. In the following years, Missouri experienced a slight decrease in the number of fatalities in 2017 and 2018. In 2017, there was a decrease of 15 fatalities from the previous year and in 2018 we experienced another decrease of 11 fatalities. Due to the increase in 2016, Missouri is still seeing an increase in its three-year moving average. The interim goal set by the Missouri Coalition for Roadway Safety is 700 or fewer fatalities by 2020 as we continue to move Toward Zero Deaths. The next edition of the Missouri SHSP is in the process of development and new goals will be unveiled in September 2020.

FARS Data	
Overall Crashes in 2016 -	158,089
Injuries in 2016 -	57,823
Deaths in 2016 -	947
Overall Crashes in 2017 -	154,971
Injuries in 2017 -	57,771
Deaths in 2017 -	932
Overall Crashes in 2018 -	155,933
Injuries in 2018 -	55,644
Deaths in 2018 -	921

PROGRAM EVALUATION

Two types of evaluation methods are used to determine program effectiveness—administrative and

impact. Administrative evaluations measure the operational efficiency of task activities relative to meeting the established goals and objectives of the project, including a Risk Assessment conducted prior to awarding a sub-recipient a contract. Impact evaluations determine the extent to which the project was able to impact traffic crash involvement.

Included with this Annual Report are traffic safety countermeasure programs that have demonstrated best practices. These programs satisfy most, if not all, of the following criteria:

- They use crash statistics and other data to identify problem

areas;

- They target high risk groups of individuals;
- They utilize knowledge & expertise of the local community to propose workable solutions;
- They apply varied resources from numerous sources;
- They are comprehensive in design; and
- They seek to modify behavior through effective enforcement, education, EMS and engineering.

INTERNAL ACTIVITIES

In addition to administering programs that are funded through state and local government agencies, HSTD staff members participate in activities to further highway safety within the state. These include, but aren't limited to:

- Production and distribution of highway safety materials;
- Legislative tracking and review;
- Training presentations (child passenger safety, safety belts, law enforcement grant applications, highway safety programs, legislation, youth issues, etc.);
- Exhibits (safety fairs, conferences, State Fair, employer programs, etc.)
- Press conferences & media events; and
- Federal, state and local committees/boards with like-minded missions.



EMPHASIS & FOCUS AREAS

The Missouri Blueprint ~ A Partnership Toward Zero Deaths addresses six emphasis and 25 focus areas. Only key strategies that provide the greatest likelihood of reducing roadway-related fatalities and serious injuries are included. Extensive data analysis and review of current research were used as a basis for strategy selection.

Strategies were developed for each of these focus areas that incorporated the 4 E's – education, enforcement, engineering, and emergency response as well as technology and public policy. All of these are also included in the Highway Safety Plan (HSP), which also addresses the areas of Public Information and Education, and Engineering.

The Emphasis Areas that the MoDOT and safety partners place focus on are below:

Emphasis Area I / Serious Crash

Types Focus Areas

- o Lane Departure
 - Run-Off-Road - Not in a Curve
 - Run-Off-Road - In a Curve
 - Collisions with Trees and/or Utility Poles
 - Head-On
- o Intersection Crashes
 - Non-Signalized
 - Signalized

Emphasis Area II / High-Risk Driving and Unrestrained

Occupants

Focus Areas

- o Aggressive Driving
- o Unrestrained Drivers and Occupants
- o Substance-Impaired Driving
- o Unlicensed/Improperly Licensed Driving
- o Young Driver (15 - 20 years of age)
- o Distracted/Inattentive Driving
- o Drowsy Driving

Emphasis Area III / Special Vehicles

Focus Areas

- o Commercial Motor Vehicles (CMVs)
- o All-Terrain Vehicles (ATVs)/Utility Vehicles (UTV's)
- o School Buses

Emphasis Area IV / Vulnerable Roadway Users

Focus Areas

- o Older Drivers (Age 65 or older)
- o Motorcyclists
- o Pedestrians
- o Bicyclists

Emphasis Area V / Special Roadway Environments

Focus Areas

- o Nighttime Driving
- o Work Zone
- o Highway / Rail Crossing
- o Traffic Incident Management Areas

Emphasis Areas VI / Data and Data System

Improvements Focus Areas

- o Data Collection
- o Data Accessibility
- o System Linkage



SNAPSHOT OF MO STATISTICS

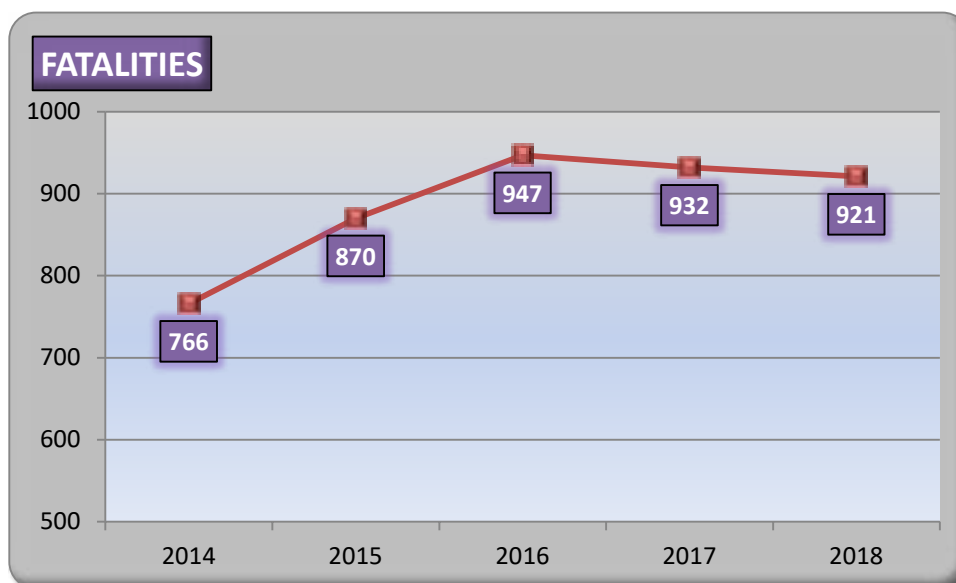
Since this HSP is directed toward modifying behavior so that safety will be the accepted norm, it stands to reason that we must identify the behavior, choices and demographics most closely associated with severe crashes in Missouri. As a result, the HSP as well as this report references strategies for targeted audiences. The term “target audience” infers a population group that is overrepresented in a particular type of crash (e.g., drinking drivers) or is underrepresented in using safety devices (e.g., un-helmeted motorcyclists or unrestrained occupants). This terminology is in no way meant to profile certain populations by age, gender, race, or nationality. Rather, this is an accepted term to identify specific population groups that must be

reached with our highway safety messages and enforcement efforts if we are to reduce traffic crashes, prevent injuries and save lives.

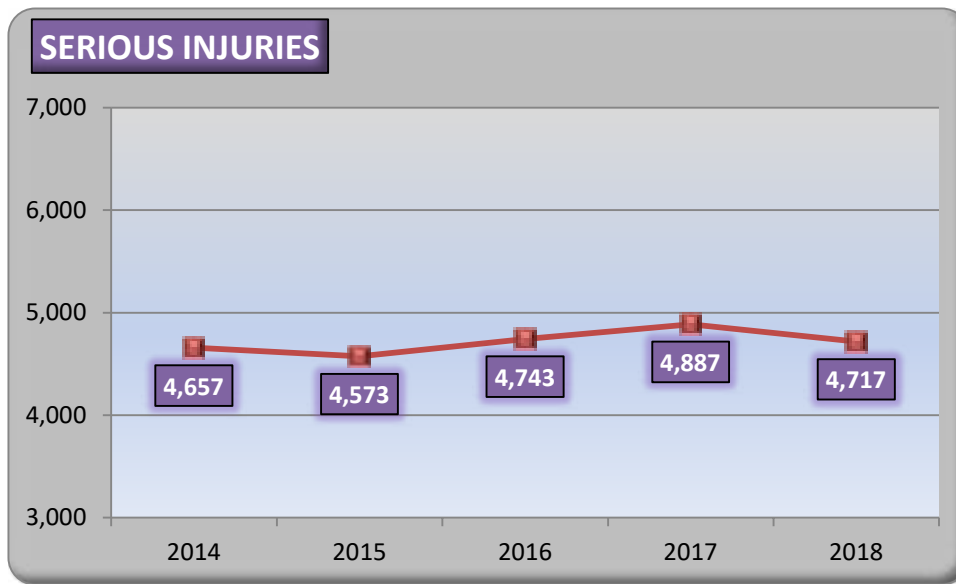
This section gives an overall snapshot view of the fatalities occurring on Missouri roadways during the past five years for each program area. The remainder of the report uses one year’s worth of crash statistics to provide a representative sampling. The data in this section is state data only.

Overall Fatalities/Serious Injuries - A substantial number of people continue to be killed and seriously injured on Missouri roadways and most of these traffic crashes are preventable.

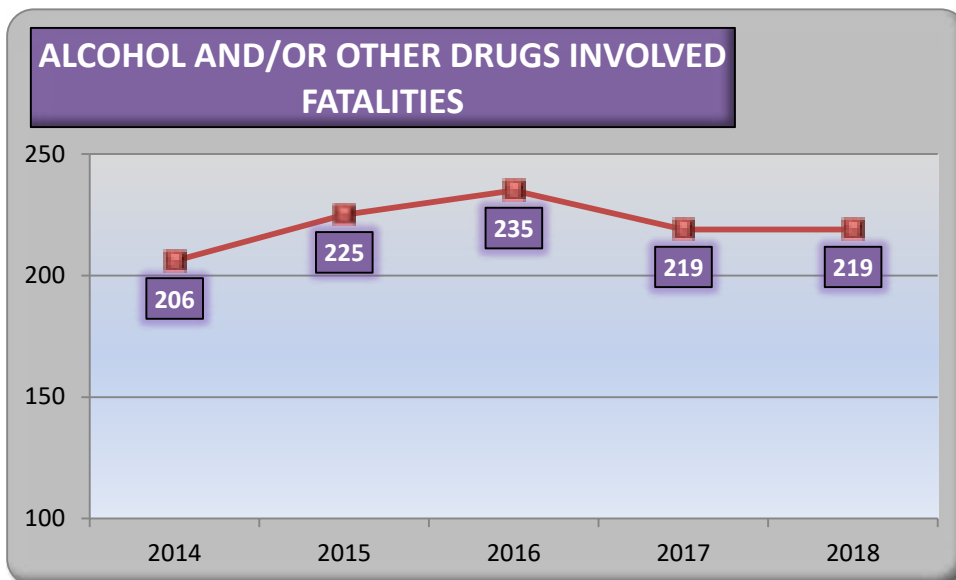
The graph below illustrates the number of fatalities on Missouri roadways from 2014-2018.



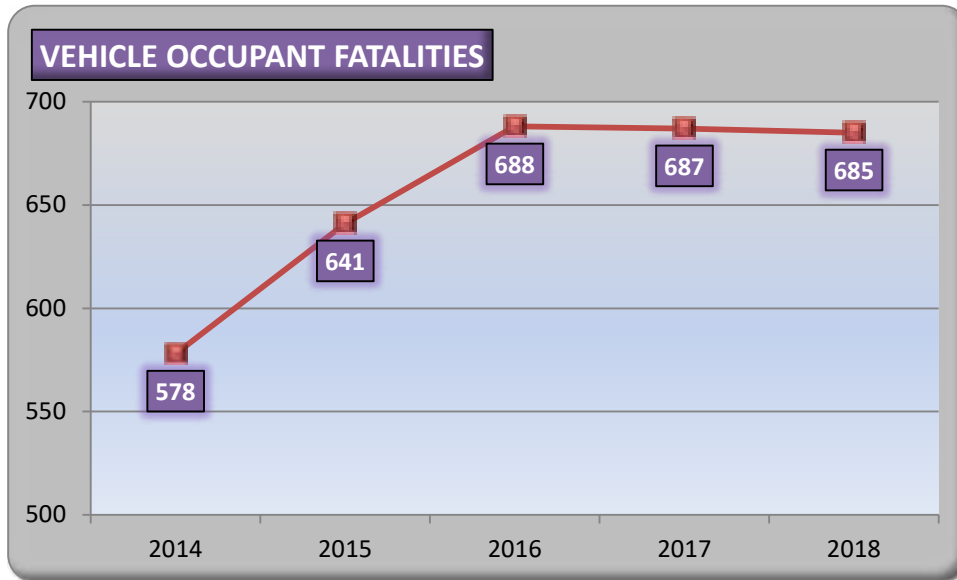
The graph below illustrates the number of serious injuries on Missouri roadways from 2014-2018.



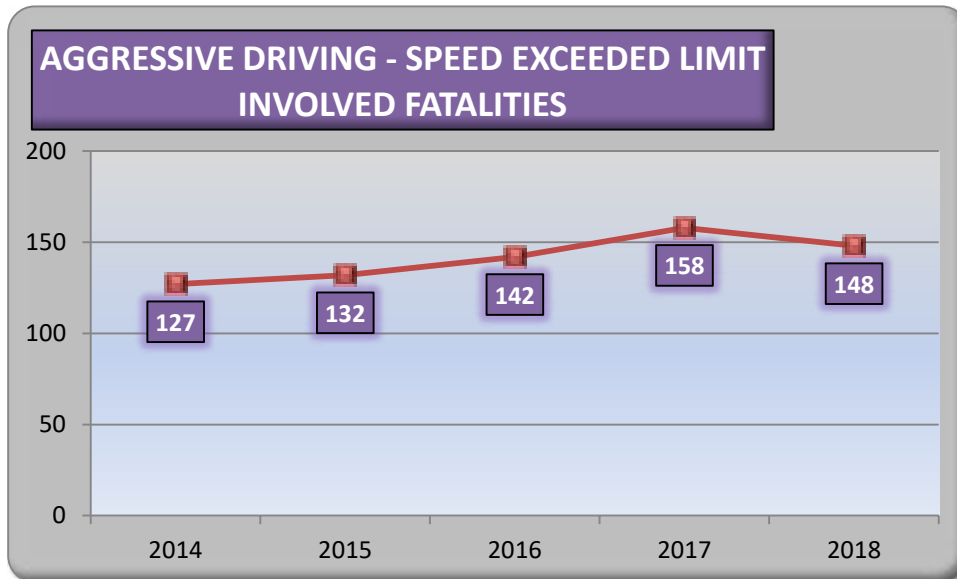
Alcohol & Other Drugs - Of the 1,104 people killed in 2014-2018 alcohol and/or other drug-related traffic crashes, 69% were the substance-impaired driver/pedestrian/bicyclist and 31% were some other party involved.



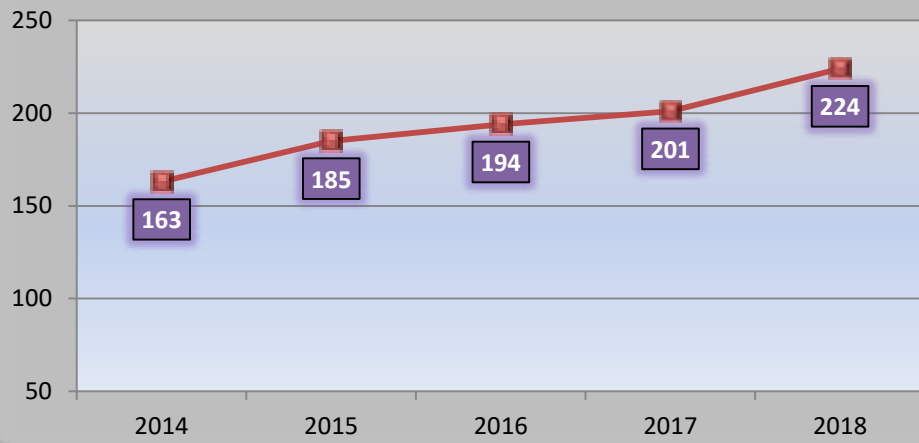
Occupant Protection - In known cases of those occupants killed in 2014-2018 who were totally ejected from the vehicle, 98% were not restrained and of those partially ejected, 88% were not restrained. Of the occupants killed who were not ejected from their vehicles, 48% were not restrained.



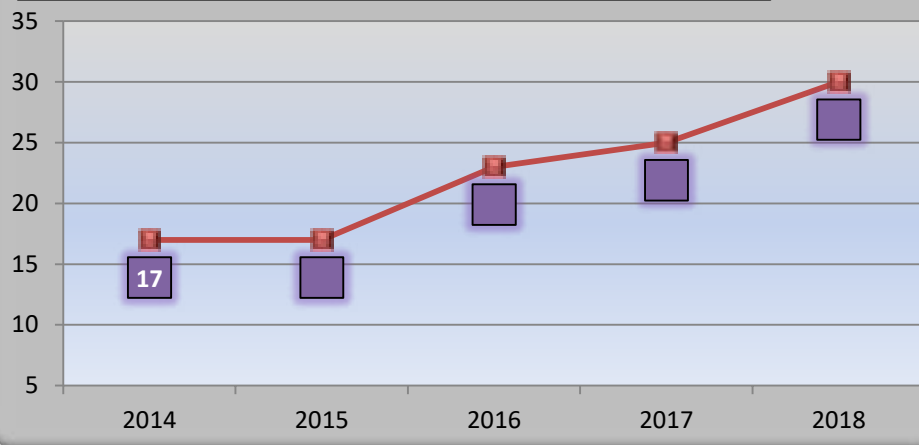
Aggressive Drivers – Aggressive driving is a serious problem on Missouri’s roadways and has contributed substantially to traffic crashes, especially crashes resulting in death.



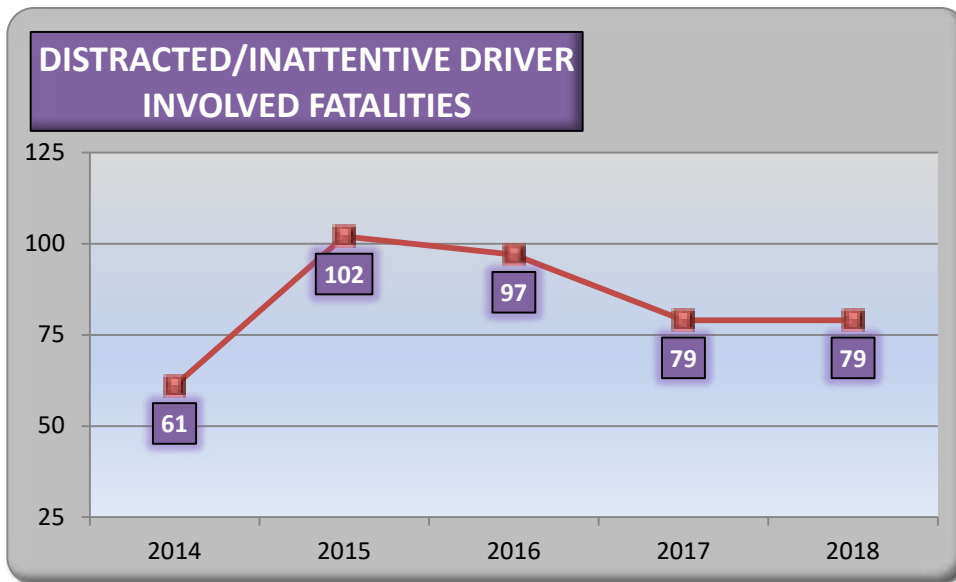
AGGRESSIVE DRIVING- TOO FAST FOR CONDITIONS INVOLVED FATALITIES



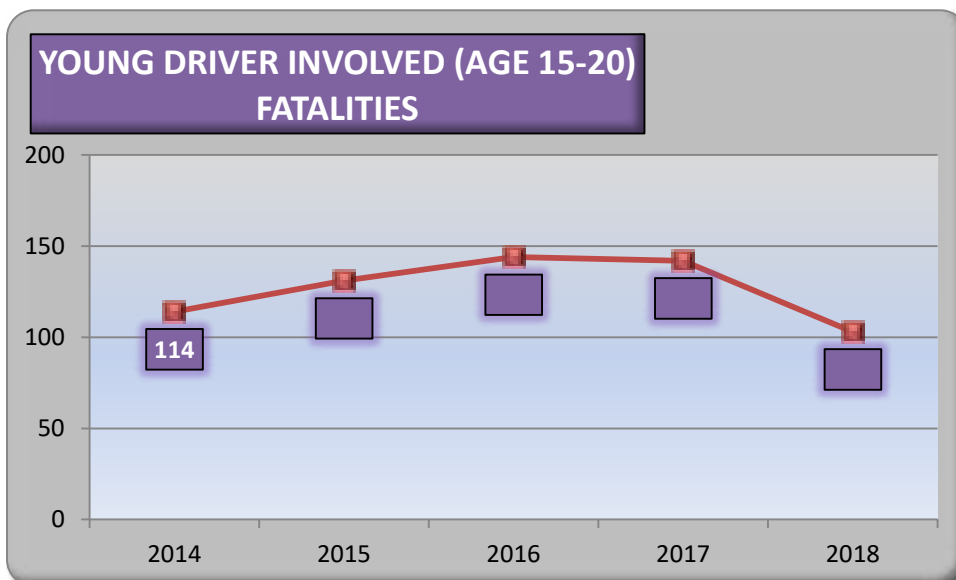
AGGRESSIVE DRIVING - FOLLOWING TOO CLOSE INVOLVED FATALITIES



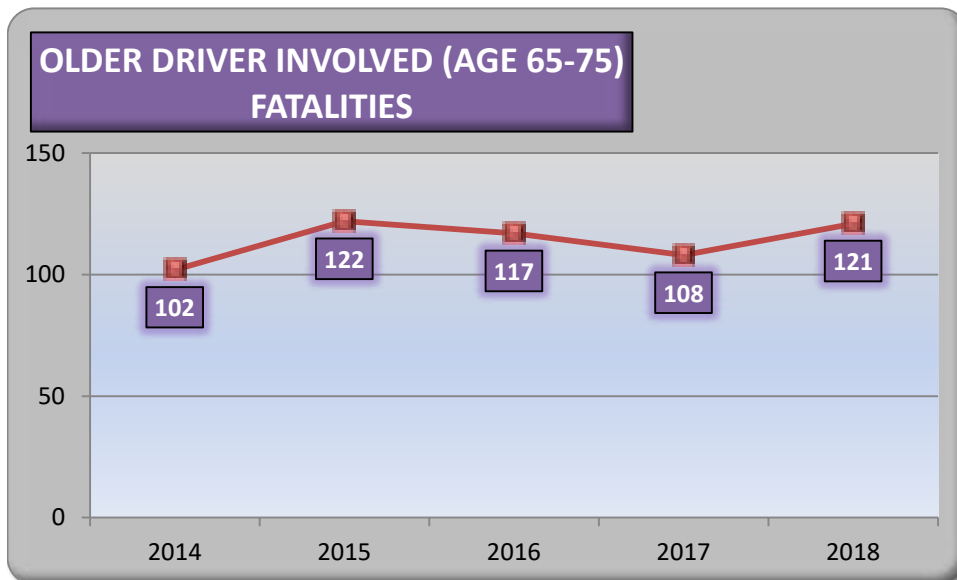
Distracted Drivers – Approximately 37% of the distracted drivers involved in fatal car crashes in the last five years were between 15 and 30 years of age. The graph below illustrates all those killed in crashes involving a distracted driver.



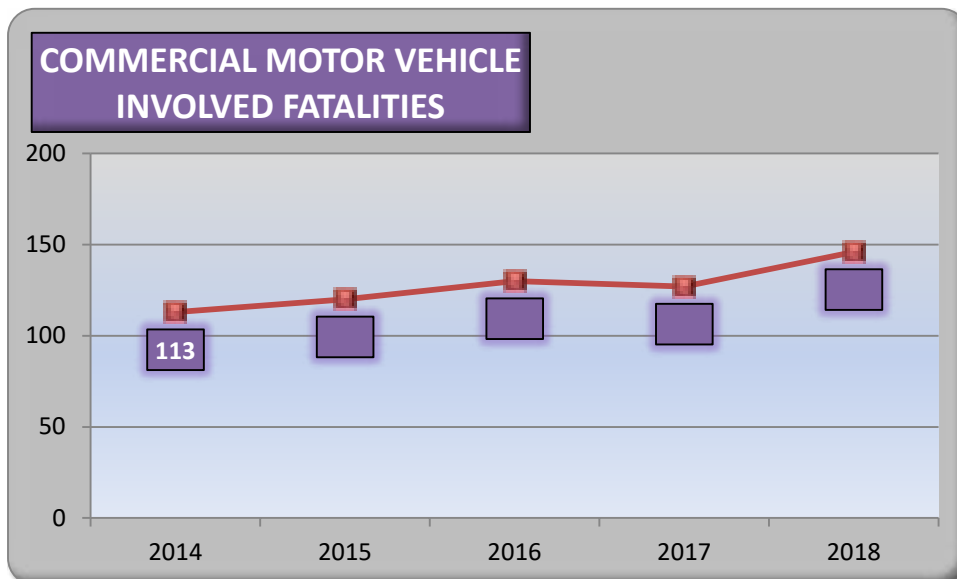
Young Drivers – Of all 2014-2018 fatal and serious injury crashes in Missouri, 18% involved a young driver (15-20) of a motor vehicle.



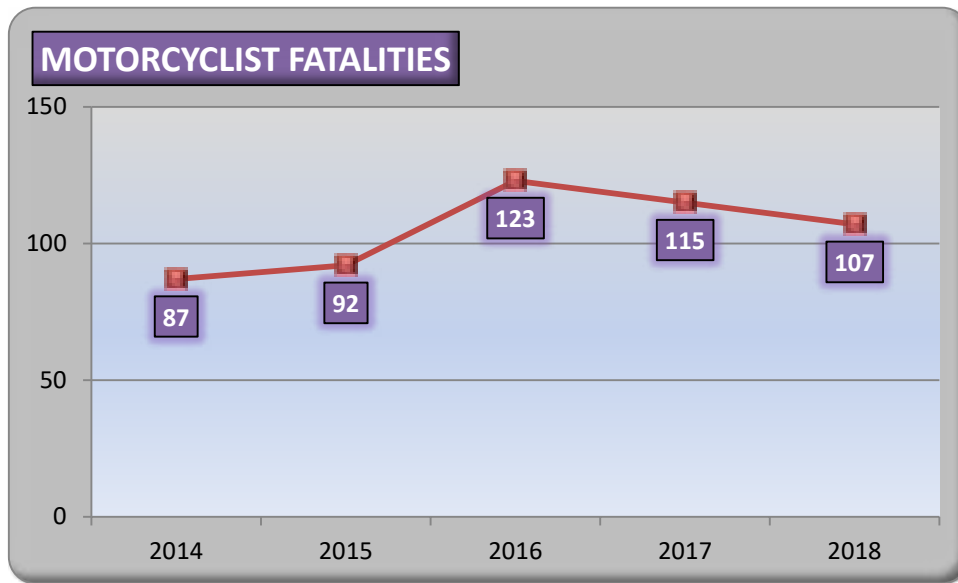
Older Drivers – Of all 2014-2018 fatal and serious injury crashes in Missouri, 11% involved an older driver (65-75) of a motor vehicle.



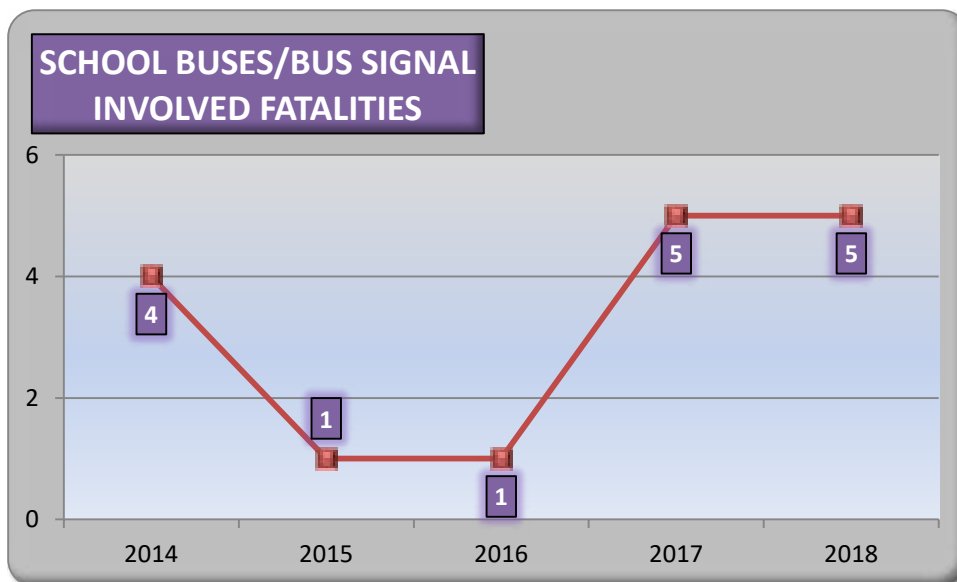
Commercial Motor Vehicles - In 2014-2018, there were 755,089 traffic crashes in the state. In these crashes, 69,003 (9%) involved at least one commercial motor vehicle. Of the 4,084 fatal crashes, however, 580 (14%) involved at least one commercial motor vehicle.



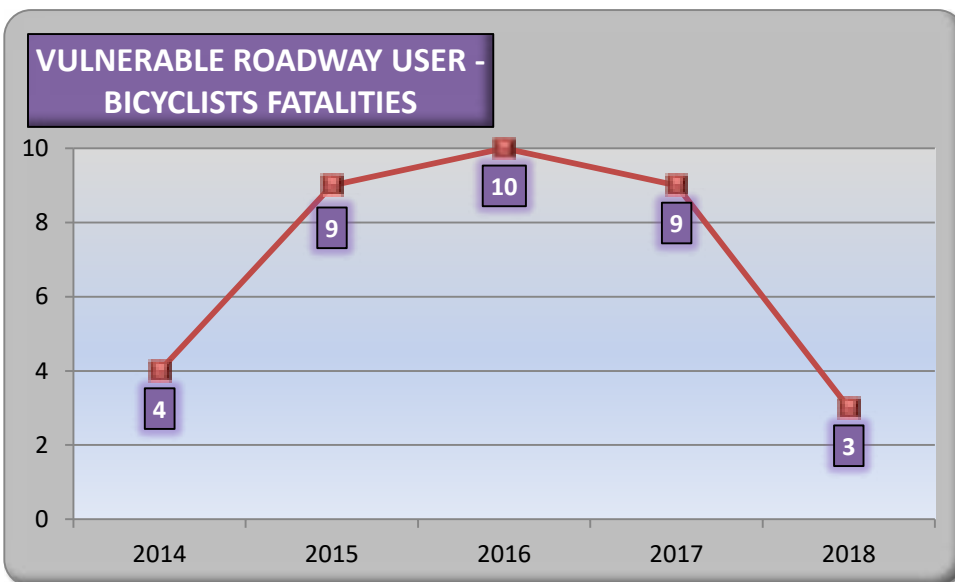
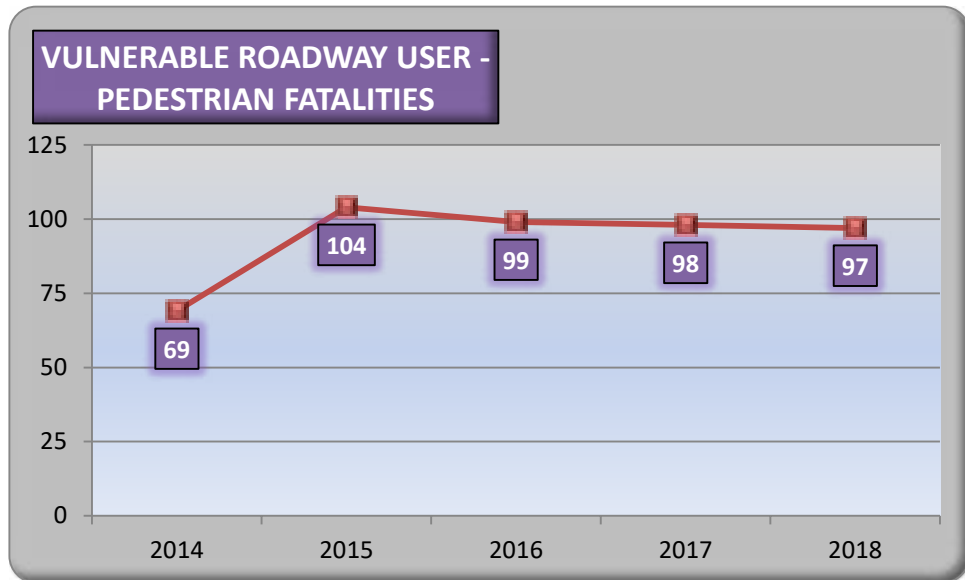
Motorcycles - In most instances, motorcycle drivers and/or their passengers are the ones killed and seriously injured when they are involved in a traffic crash.



Crashes Involving School Buses - Of the 16 persons killed during 2014-2018 in crashes involving school buses, one was a school bus driver, two were pedestrians and 13 were some other person in the incident.



Vulnerable Roadway Users - Pedestrians and bicyclists alike need to understand that they have primary responsibility for their own safety; however, the motoring public also has a responsibility to share the road in a safe manner with these vulnerable road users.

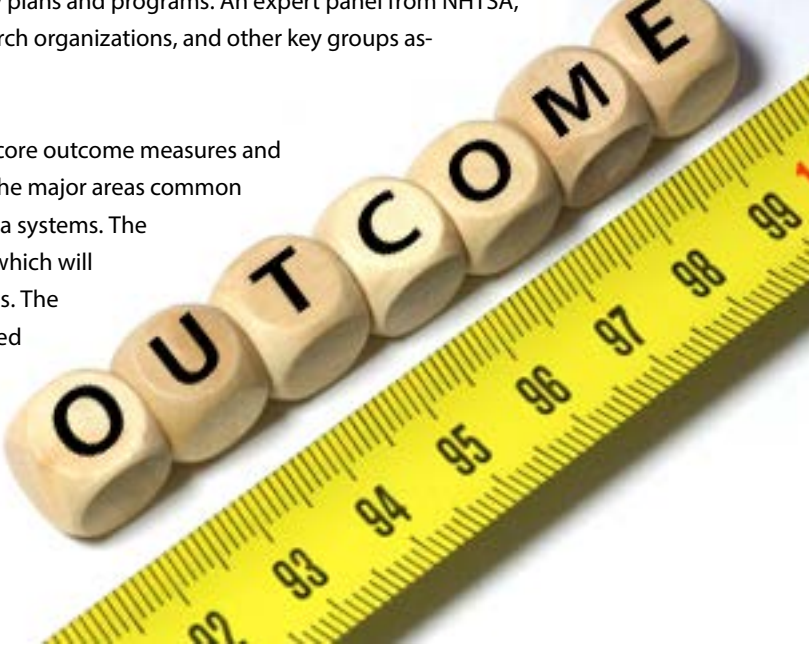


CORE OUTCOME MEASURES

In addition to the Focus Areas, the HSP focuses on 12 Core Outcome Measures.

The National Highway Traffic Safety Administration (NHTSA) and the Governors Highway Safety Association (GHSA) have agreed on a minimum set of performance measures to be used by States and federal agencies in the development and implementation of behavioral highway safety plans and programs. An expert panel from NHTSA, State Highway Safety Offices, academic and research organizations, and other key groups assisted in developing the measures.*

The initial minimum set contains 12 measures: 11 core outcome measures and one core behavior measure. The measures cover the major areas common to State highway safety plans and use existing data systems. The following outlines the 12 performance measures which will be identified within their respective program areas. The 2018 calendar year FARS and STARS results are listed below each goal.



*Traffic Safety Performance Measures for States and Federal Agencies DOT HS 811 025, August 2008.

C-1 FATALITIES*

To decrease traffic fatalities by 9.0 percent annually resulting in a change to the 2015-2019 moving average from 832.8 (2012-2016 moving average) to 872.3 (2015-2019 moving average) by December 31, 2019.

GOALS		
2016	2017	2018
832.8	853.6	871.5

RESULT: 887.2 for 2018 (FARS 5 Year Average)

C-2 SERIOUS INJURIES*

To decrease serious traffic injuries by 5.0 percent annually resulting in a change to the 2015-2019 moving average from 4,883.4 (2012-2016 moving average) to 4,433.8 (2015-2019 moving average) by December 31, 2019.

GOALS		
2016	2017	2018
4,883.4	4,683.4	4,551.9

RESULT: 4,715.4 for 2018 (STARS 5 Year Average)

C-3 FATALITIES/VMT*

To decrease fatalities per 100 million vehicle miles (VMT) annually resulting in a change to the 2015-2019 moving average from 1.168 (2012-2016 moving average) to 1.160 (2015-2019 moving average) by December 31, 2019.

GOALS		
2016	2017	2018
1.168	1.175	1.177

RESULT: 1.198 in 2018 (STARS 5 Year Average)
 Rural: 1.626 in 2018
 Urban: 0.8996 in 2018

**To address this measure, the OHS has already adjusted the FY20 Highway Safety Plan by implementing several new programs: incorporating quarterly speed campaigns, adding a fourth TRACTION conference to address more young drivers, Boosters to Belts to have young drivers present to elementary age children on safe driving/riding practices, conducted a Ford Driving Skills For Life event, started a young driver education program (PEERS) to improve teen seat belt use and driving skills, and implemented additional ARIDE classes via a GHSA grant. For FY21, Missouri plans to deploy an online youth education program and a new pedestrian awareness campaign.*

C-4 UNRESTRAINED PASSENGER VEHICLE OCCUPANT FATALITIES

Based on an annual average increase of 0.10 percent in unrestrained passenger vehicle occupant fatalities from 2012 to 2017, Missouri is projecting an annual increase from the 2012 to 2016 calendar based year average of 354.2 to 385.8 by December 31, 2019.

GOALS		
2016	2017	2018
354.2	354.6	368.9

RESULT: 362.0 for 2018 (FARS 5 Year Average)

C-5 ALCOHOL-IMPAIRED DRIVING FATALITIES*

To decrease fatalities involving drivers with .08 BAC or greater 3.45 percent annually from the 2012-2016 calendar base year average of 240.2 to 230.3 by December 31, 2019.

*The OHS has adjusted the FY20 HSP by adding additional ARIDE courses via a special grant from GHSA. In addition, lab equipment was awarded via Highway Safety grant to the Missouri State Highway Patrol lab to modernize and accelerate blood sample testing in impaired driving cases. For FY21, the OHS is planning on implementing a Judicial Outreach Liaison program. The OHS has received much feedback regarding courts where impaired driving cases are not understood by the judges or treated as victimless crimes and not adjudicated appropriately. The JOL would bring uniform training and guidance to judges across Missouri regarding impaired driving cases.

GOALS		
2016	2017	2018
240.2	230.7	227.4

RESULT: 232.2 for 2018 (FARS 5 Year Average)

C-6 SPEEDING RELATED FATALITIES*

Based on an annual average increase of .74 percent in speed related fatalities from 2012 to 2017, Missouri is projecting an annual increase from the 2012-2016 calendar base year average of 307.6 to 331.7 by December 31, 2019.

*The OHS has adjusted programs in FY20 by implementing quarterly speed enforcement campaigns throughout Missouri. These campaigns are being conducted in October, February, May and June.

GOALS		
2016	2017	2018
307.6	310.0	316.5

RESULT: 323.6 for 2018 (FARS 5 Year Average)

C-7 MOTORCYCLIST FATALITIES*

Based on an annual average increase of 2.12 percent in motorcyclist fatalities from 2012 to 2017, Missouri is projecting an annual increase from the 2012-2016 calendar base year average of 98.6 to 115.3 by December 31, 2019.

*The OHS plans to adjust the FY21 HSP to include additional motorcycle rider training and awareness through new training providers, expected to include the Springfield Police Department and Kansas City Police Department.

GOALS		
2016	2017	2018
98.6	100.8	109.5

RESULT: 110.0 for 2018 (FARS 5 Year Average)

C-8 UNHELMETED MOTORCYCLIST FATALITIES*

Based on an annual average increase of 11.11 percent in unhelmeted motorcyclist fatalities from 2012 to 2017, Missouri is projecting an annual increase from the 2012-2016 calendar base year average of 9 to 13 by December 31, 2019.

*The OHS plans to adjust the FY21 HSP to include additional motorcycle rider training and awareness through new training providers, expected to include the Springfield Police Department and Kansas City Police Department.

GOALS		
2016	2017	2018
9.0	10.0	11.7

RESULT: 12.2 for 2018 (FARS 5 Year Average)

C-9 DRIVERS AGE 20 OR YOUNGER INVOLVED IN FATAL CRASHES

To decrease drivers age 20 or younger involved in fatal crashes 0.78 percent annually from the 2012-2016 calendar base year average of 116.6 to 123.4 by December 31, 2019.

GOALS		
2016	2017	2018
116.6	116.0	117.7

RESULT: 114.0 for 2018 (STARS 5 Year Average)

C-10 PEDESTRIAN FATALITIES

Based on an annual average increase of 3.33 percent in pedestrian fatalities from 2012 to 2017, Missouri is projecting an annual increase from the 2012-2016 calendar base year average of 84.4 to 100.8 by December 31, 2019.

GOALS		
2016	2017	2018
84.4	87.2	92.9

RESULT: 91.2 for 2018 (FARS 5 Year Average)

C-11 BICYCLIST FATALITIES

Based on an annual average increase of 10.00 percent in bicyclist fatalities from 2012 to 2017, Missouri is projecting an annual increase from the 2012-2016 calendar base year average of 6.4 to 9.4 by December 31, 2019.

GOALS		
2016	2017	2018
6.4	7.0	8.2

RESULT: 6.8 for 2018 (FARS 5 Year Average)

CORE BEHAVIOR MEASURE

B-1 OBSERVED BELT USAGE

To increase statewide observed seat belt use of front seat out-board occupants in passenger vehicles 1% annually from the 2017 calendar base year average usage rate of 84% to 86% by December 31, 2019.

GOALS		
2017	2018	2019
84%	85%	86%

RESULT: 87.7% for 2019



PROGRAM GOALS, RESULTS & ACTIVITIES

This section outlines the programs, program goals as outlined in the Highway Safety Plan, results and activities for each highway safety program area. This is simply a summary of each area; additional activities may have been implemented across the state.

Evidence-Based Enforcement Program Activities

The Office of Highway Safety has three law enforcement (LE) program managers that cover specific regions of the state. These managers are responsible for the statewide coordination of the state, county, and local law enforcement projects. The evidence-based traffic safety enforcement program is focused on preventing traffic violations, crashes, and incidents. It involves an array of enforcement activities throughout the fiscal year including:

- Mobilizations - The LE program managers aggressively seek participation in quarterly impaired driving and occupant protection mobilizations, as well as, the NHTSA required Driver Sober or Get Pulled Over and the Click It or Ticket mobilization. Additional mobilizations are coordinated by the Office for Youth Alcohol, Teen Seatbelt and Child Passenger Safety. Mobilization results can be viewed in the respective program sections.

- Communication - A communication plan is developed with each LE mobilization. These plans vary depending on available funding but typically include press releases, paid media, social media and earned media.

- DWI/Traffic Units – A key enforcement technique used is to team with a city or county law enforcement agency to financially support DWI/Traffic Units. Missouri currently has 10 units:

- o Joplin Police Department
- o Greene County Sheriff's Office
- o Boone County Sheriff's Office
- o Columbia Police Department
- o Jackson County Sheriff's Office
- o Jefferson County Sheriff's Office
- o Franklin County Sheriff's Office

- o St. Louis County Police Department
- o Platte County Sheriff's Office
- o Kansas City Police Department
- Law Enforcement Task Forces/Councils– Multiple city/county agencies meet on a regular basis to plan and coordinate key enforcement activities. With the shortage of personnel to conduct enforcement initiatives in many agencies, the task force concept provides the opportunity to pool resources to conduct more manpower intensive activities such as sobriety checkpoints or saturation patrols. Missouri currently has 8 multi-jurisdictional task forces:
 - o Southwest DWI Task Force (12 Agencies)
 - o Jackson County Traffic Safety Task Force (11 Agencies)
 - o Kansas City Operation Impact (18 Agencies)
 - o Northland DWI Task Force (13 Agencies)
 - o St. Louis Regional Traffic Safety Council (50 Agencies)
 - o St. Charles County DWI Task Force (7 Agencies)
 - o Central Ozarks Regional DWI Task Force (14 Agencies)
 - o Law Enforcement Traffic Safety Advisory Council (19 Agencies)



- Continuous follow-up and Adjustment – Program management staff reviews the results of various LE initiatives/mobilizations and share these results with city/county LE agencies on a regular basis.

FY 2019 Enforcement Statistics

October 1, 2018 through September 30, 2019

ARRESTS

DWI	TOO CLOSE	STOP SIGN	SIGNAL	YIELD	CI DRIVING	SPEEDING	OTHER HMV	DUI DRUG ARRESTS	TOTAL HMV
4,580	836	3,864	2,038	959	1,286	62,123	8,098	450	84,231

SEATBELT	CHILD RESTRAINT	SUS/REV	UNINSURED	OTHER NON-HMV	TOTAL NON-HMV	TOTAL VIOLATIONS
18,140	750	7,612	21,692	25,847	78,422	162,656

SOBRIETY CHCKPNTS	BAC Given	BAC Refused	SFST/DRE	MIP	OPEN CONT.	ZERO TOL.	FAKE ID	OTHER LIQUOR
0	3,102	1,032	6,179	1,025	315	62	260	139

FELONY ARREST	DRUG ARREST	STOLEN VEHICLES	FUGITIVES APP
2,212	4,402	165	4,699

WARNINGS

TOO CLOSE	STOP SIGN	SIGNAL	YIELD	CI DRIVING	SPEEDING	OTHER HMV	TOTAL HMV
844	4,956	3,010	630	734	42,077	56,604	108,762

SEATBELT	CHILD RESTRAINT	SUS/REV	UNINSURED	OTHER NON-HMV	TOTAL NON-HMV	TOTAL WARNINGS
3,233	72	174	3,772	39,722	47,864	156,626

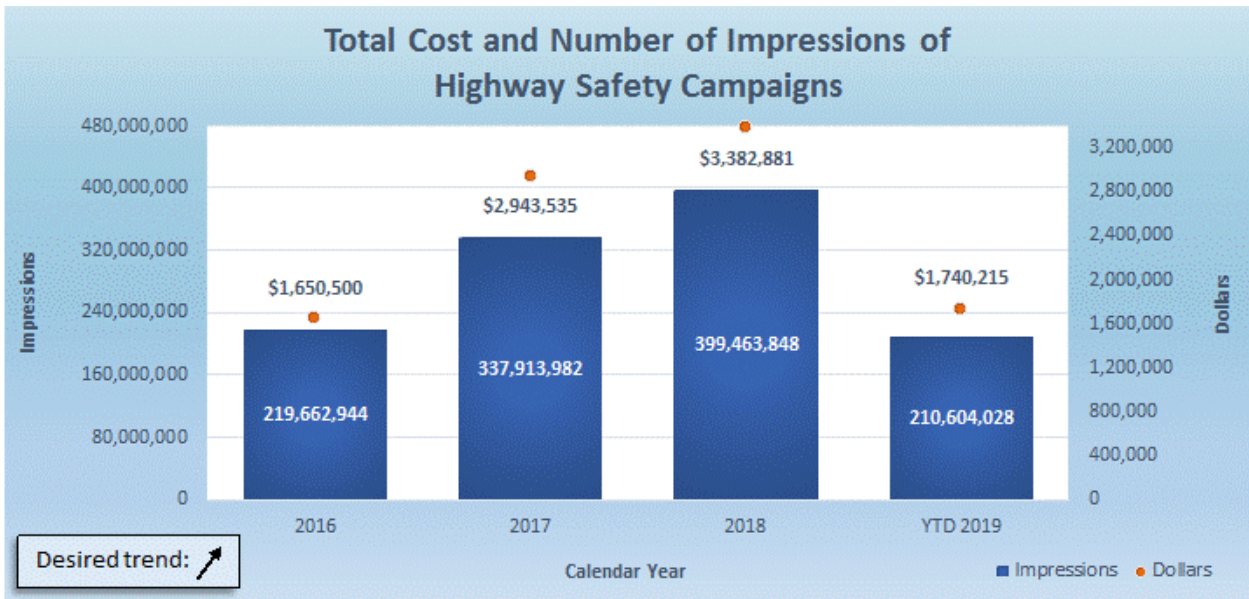
MIP	OPEN CONT.	ZERO TOL.	FAKE ID	OTHER LIQUOR
98	90	2	17	36

TRAFFIC STOPS	HOURS WORKED
213,583	147,593

Public Information & Education

Highly visible, catchy media campaigns coupled with strong enforcement efforts continue to prove to be the most effective means to heighten awareness, but also to encourage positive behavioral changes. The campaigns are perpetuated through traditional media venues (TV, radio, print, outdoor, digital) as well as through social media through mainstream platforms such as Facebook, Twitter, Instagram, SnapChat, Pinterest and Vine. Various online quiz components help to educate the public. Dynamic Message Boards statewide help promote campaign awareness by alerting the traveling public to enforcement efforts.

Consistency in messaging began in 2017 with targeted taglines for both occupant protection and impaired driving. All occupant protection campaigns used the tagline "Give Yourself a Chance. Buckle Up Every Trip. Every Time." Impaired driving campaigns used the tagline "Impaired Driving Affects Lives." All campaigns were also tagged with appropriate logos.



CAMPAIGN NAME	MONTH/YEAR	MEDIA BUYS	IMPRESSIONS
Alliance Sport Marketing	2019	\$80,000	Totals Not Finalized by Report Date
CMV Awareness	Aug – 19 Nov – 19	\$400,000	27,134,902
KC Chiefs Playoffs Impaired Driving	19-Jan	\$52,000	3,177,832
Buckle Up Phone Down	2019	\$200,000	23,767,274
Holiday Impaired	Dec – 18	\$250,000	32,891,068
Super Bowl	Feb – 19	\$250,000	7,806,620
March Impaired	19-Mar	\$200,000	15,742,896
Teen Seat Belt	19-Mar	\$175,000	20,689,659
420 Awareness	19-Apr	\$200,000	13,237,493
Work Zone Awareness	19-Apr	\$200,000	33,213,737
Stanley Cup Finals Blues Impaired Driving	19-May	\$50,000	2,811,539
Motorcycle Awareness	19-May	\$220,350	41,358,152
Click it or Ticket	19-May	\$200,000	20,861,525
Youth Alcohol	19-May	\$240,000	30,140,570
Pedestrian Awareness	19-Jun	\$127,700	17,581,113
July Impaired	19-Jul	\$100,000	11,610,884
Drive Sober or Get Pulled Over	19-Aug	\$365,000	36,608,993
Child Passenger Safety	19-Sep	\$200,000	8,890,193
Slow Moving Vehicles (Farm) Awareness	Sep – 19 May – 20	\$27,000	Totals Not Finalized by Report Date
Speed Awareness	Oct – 19	\$50,000	Totals Not Finalized by Report Date
TOTAL		\$3,587,050	347,524,450

The goals of the paid media campaigns are to alert the public of enforcement efforts, educate the public on Missouri law, and decrease the serious injury and fatality crashes on Missouri's roadways.

Traffic safety materials distributed through on-line ordering system in FY2019= 120,000

FY19 saw an increase in new creative for all media outlets with our campaigns. Continued research and tracking of the campaign performance allows us to reach an optimum audience at a minimal cost per impression. Media campaigns this fiscal year focused on the following program areas:

- Occupant Protection – "Give Yourself A Chance"; Buckle Up. Every Trip. Every Time." (Click It or Ticket-Teen and Child Passenger Safety)
- Work Zone Awareness – Work Zones Are No Phone Zones, "Buckle Up Phone Down"
- Operation Safe Driver and Commercial Motor Vehicle – "Respect the Load. Share the Road"
- Impaired Driving – "Face It. Impaired Driving Affects Lives." (Super Bowl, March Impaired, Youth Alcohol, July Impaired, DSOGPO.) Super Bowl (February), Don't Press Your Luck



(March), Don't Let One Moment Define You (Youth Alcohol), Don't Lose Your Freedom (July), Don't Drink and Drive - Liam's Story - (DSOGPO)

- Motorcycle Safety Awareness – "Watch for Motorcycles"

Five new paid media campaigns were introduced in 2019; 420 Substance-Impaired Driving Campaign, Farm Safety Awareness, Speed Awareness and Impaired Driving for the KC Chiefs Super Bowl game and the STL Blues Stanley Cup Hockey playoffs.

All campaigns continued to use video captioning in the 30 second PSA's. This allowed us to reach out to the deaf and hard of hearing residents of Missouri to further spread our highway safety messages. It also allows for those browsing with no sound on to get the full intent of the message.

Work continues in the production of Spanish voice over of all video and radio media, and producing all print and digital text materials in Spanish to reach the Hispanic population of Missouri. Targeted advertising will specifically reach this audience



Aggressive Drivers

Aggressive-driver related crashes are defined within Missouri's Blueprint: A Partnership Toward Zero Deaths as, "crashes that involved a driver who committed one or more of the following violations that contributed to the cause of a traffic crash: speed exceeded limit; too fast for conditions; following too close, improper passing, or improper lane usage/change".

The causes of aggressive driving are complex. However, three factors in particular are linked to aggressive driving: 1) lack of responsible driving behavior; 2) insufficient levels of traffic enforcement; and 3) increased congestion and travel in our urban areas.

GOAL #1:

Based on an annual average increase of 2.53 percent in aggressive driving related fatalities from 2012 to 2017, Missouri is projecting an annual increase from the 2012-2016 calendar base year average of 434.0 to 482.3 by December 31, 2019.

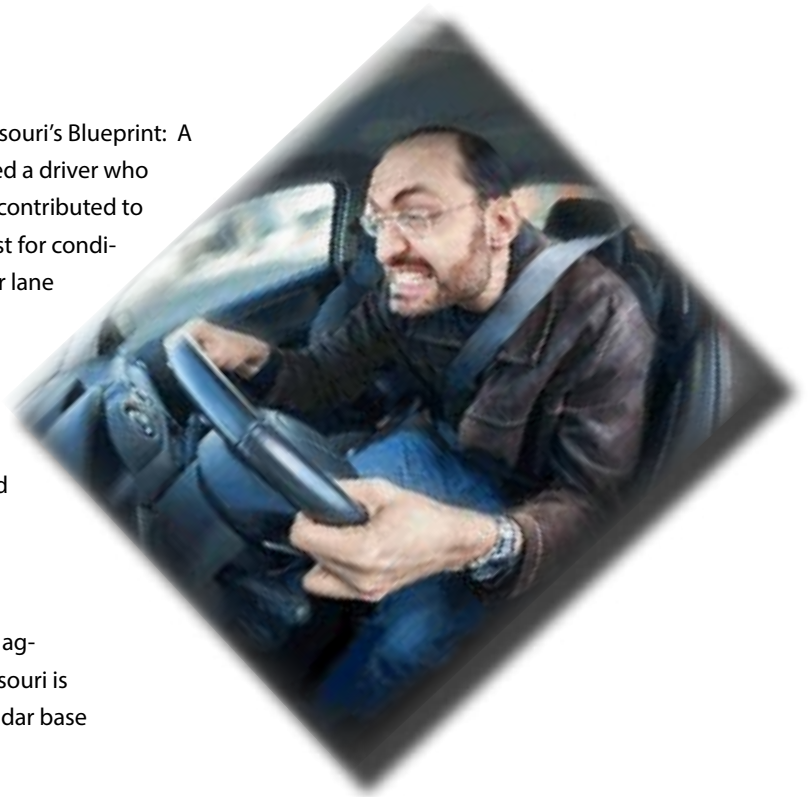
Final result: 456.6 for 2018 (STARS 5 Year Average)

GOAL #2:

Based on an annual average increase of 0.74 percent in speed related fatalities from 2012 to 2017, Missouri is projecting an annual increase from the 2012-2016 calendar base year average of 307.6 to 331.7 by December 31, 2019.

Final result: 323.6 for 2018 (FARS 5 Year Average)

The Office of Highway Safety focuses on aggressive driving by issuing Hazardous Moving Violation (HMV) contracts to



law enforcement agencies across the state. In FY 2019, the Office issued 125 HMV law enforcement contracts resulting in 84,231 HMV violation citations and 108,762 HMV violation warnings. Efforts in this area continue to be funded and encouraged. Some of the projects used to reduce the number of aggressive driving crashes are targeted corridor projects and Selective Traffic Enforcement Programs (STEPS) conducted by law enforcement agencies. Speed monitoring devices and changeable message signs are also used across the state to keep motorists aware of dangerous situations and actions. News releases and the media are coupled with the enforcement efforts to reach the public and educate on the dangers of aggressive driving.

Alcohol & Other Drugs

Twenty percent of all Missouri motor vehicle traffic deaths in 2018 involved one or more substance-impaired driver or motorcycle operator. There were 203 fatalities and 541 serious injuries in 2018 involving at least one substance-impaired driver. That equates to one substance-impaired driving fatality every 1 ¾ days and one substance-impaired driving serious injury every ½ day.

Youth make up a significant portion of alcohol impaired drivers causing traffic crashes, even though possessing and consuming alcohol before the age of 21 is illegal.

GOAL #1:

To decrease fatalities involving drivers with .08 BAC or greater 3.45 percent annually from the 2012-2016 calendar base year average of 240.2 to 230.3 by December 31, 2019.

Final result: 232.2 for 2018 (FARS 5 Year Average)

GOAL #2:

To decrease fatalities involving alcohol-impaired drivers under the age of 21 years by 9.0 percent annually from the 2012-2016 calendar base year average of 18.8 to 11.1 by December 31, 2019.

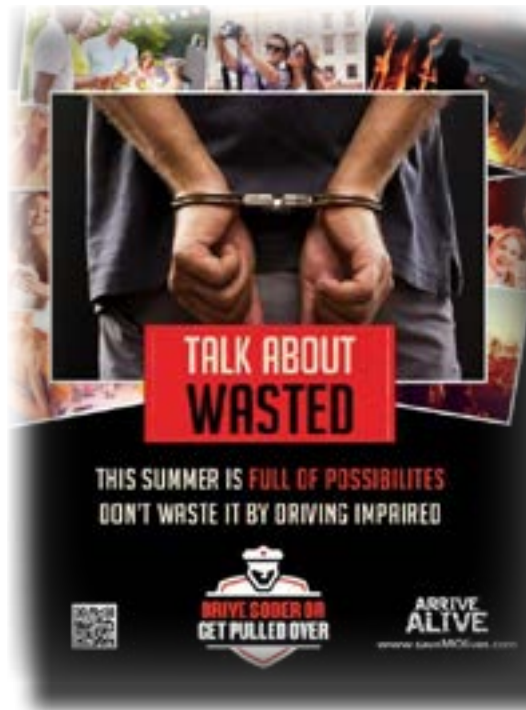
Final result: 15.1 for 2018 (STARS 5 Year Average)

Projects funded by the Office of Highway Safety in the alcohol and other drugs program area include a wide focus area. The law enforcement DWI traffic units and DWI task forces detailed in the Traffic Safety Enforcement Program section are a great deterrent for impaired drivers. Programs focused on young impaired drivers are included in the Young Driver Section.

Underage Drinking Law Enforcement Training Sessions – Each year the HSO sponsors law enforcement training focusing on handling underage drinking issues law enforcement encounter. During the fiscal year, 2 trainings were conducted in the locations of Joplin and Chesterfield. The topics taught by certified trainers were: Youth & Traffic Crash Investigations, Effective Statement Taking & Report Writing, and Missouri Liquor Law.

Traffic Safety Resource Prosecutor Program

This project provides for a traffic safety resource prosecutor (TSRP) to focus on traffic safety issues, particularly impaired driving, and serve as a resource to other prosecutors and law enforcement officers. This position is shared between two attorneys, the Deputy Director of the Missouri Office of Prosecution Services and a special prosecutor in the office. The TSRP Program conducted 46 training programs which were attended by a combined total of 1,363 people. When considering all of the funded programs, other training conducted, and other training opportunities provided, the TSRP Program reached a minimum of 193 Missouri prosecutors, 1,135 Missouri law enforcement officers, and 35 other Missouri traffic safety advocates. In total, the Missouri Traffic Safety Resource Prosecutors provided training to a minimum of 1,850 people. Six editions of the Traffic Safety Newsletter were sent out in November 2018 and in January, March, May, July and September 2019. Approximately 190 requests for technical assistance were received from prosecuting attorney's offices and law enforcement agencies around the state. In addition, as part of the TSRP program, numerous cases were reviewed with prosecutors to discuss appropriate charges and strategy and the TSRP served as special prosecutor in eleven cases.



DWI (Impaired) State Wide Mobilizations

The five Impaired Driving enforcement mobilizations conducted were:

• December 14, 2018 - January 1, 2019 (Holiday DWI Enforcement Campaign)

Campaign



- March 14 - 18, 2019 (St. Patrick's Day DWI Enforcement Campaign)
- May 2 - 13, 2019 (Youth Alcohol Enforcement Campaign)
- July 3 - July 7, 2019 (Independence Day DWI Enforcement Campaign)
- August 16 - September 2, 2019 (Drive Sober or Get Pulled Over DWI Enforcement Campaign)

Out of the five statewide mobilizations, there were roughly 140 agencies involved in each mobilization that reported enforcement statistics and 17,809 total man hours worked.

Highlights from the five (5) mobilizations are as follows:

- 42 Alcohol Compliance Checks
- 104 MIP (Minor In Possession)
- 51 Open Container violations
- 879 DWI/DUI Arrests
- 26,970 Traffic Stops
- 28,641 Total Violations

Missouri Legislation

In May 2017, the Missouri House of Representatives added a provision to Missouri HB4 (which gives spending authority to the Missouri Department of Transportation) limiting the spending authority of the OHS on sobriety checkpoints to \$1.00. This became effective July 1, 2017 and has been continued in subsequent legislative sessions.

Also, in December 2018, Amendment 2 became effective, which allows for the cultivation, sale and use of marijuana for medical purposes. Amendment 2, permits state-licensed physicians to recommend marijuana for medical purposes to patients with serious illnesses and medical conditions. Nothing in this amendment permits a person to operate or be in actual physical control of a motor vehicle while under the influence of marijuana or to consume marijuana for medical use in a public place.

Breath Alcohol Instrument Placement Program and Technical Assistance

The Missouri Safety Center (MSC) provides breath alcohol instrument placement, maintenance and service across the State. In addition, MSC provides technical training to law enforcement officers and others in the criminal justice system in the area of breath alcohol testing, standardized field sobriety testing, drug evaluation and classification, breath alcohol ignition interlock and sobriety checkpoint supervisor. Calls for service, repairs or calibrations of breath instruments were provided to local law enforcement agencies. The Center provided:

- 25 new breath alcohol testing instruments
- 191 prelimi-



nary breath test units (PBTs) to law enforcement agencies

- trained 294 officers on breath alcohol instruments
- trained 111 officers in the 24-hour SFST Training

The staff conducted calibration checks and verified proper operation on 149 simulators and replaced 12 simulators. The Safety Center staff responded to 1,705 calls regarding ignition interlock. Of this total 1,517 were concerning installs for an average of 126 install calls per month. There were 75 medical letters sent out. Twenty new Drug Recognition Officers (DRE) were trained, five DRE instructors, and 94 DREs were recertified during the fiscal year. The center also provided prosecution guidance and advice as requested and complied with numerous subpoenas for court appearances.

DWI Courts

The Office of State Courts Administrator (OSCA) received grant funding for DWI court expansion in the State. DWI courts provide a cost-effective alternative to the traditional criminal justice system in addressing the risk to public safety caused by hardcore impaired drivers. As of September 30, 2019 there were 1,065 individuals participating in DWI courts in 23 stand-alone county programs and 37 adult drug court programs that accept DWI offenders. There have been 280 DWI court graduates in calendar year 2019 with a program graduation rate of 89 percent.

The Missouri Supreme Court adopted Court Operating Rule (COR) 26. This rule requires all courts that seek to establish a DWI court or docket to submit a Plan of Operation





to the Drug Courts Coordinating Commission for approval before issuing a limited driving privilege (LDP). As of September 1, 2019 approved courts have granted 1,932 revoked 387 and suspended 38 LDPs.

A requirement for DWI court team training was included in the DWI Court Guidelines. After January 1, 2011, each court who has not at-

tended DWI Court training through NCDC is required to attend a 3-day DWI Court training before their plan of operation will be approved to grant a LDP. The DWI Court training includes over 18 hours of instruction time and six additional breakout sessions for each team to work on their individual policy and procedure manual and their Plan of Operation for their DWI Court. A total of 52 teams have attended the 3-day DWI court training with 445 DWI court team members in attendance in since 2011.

Drug Recognition Expert System

The Missouri Department of Transportation contracted with the REJIS Commission to create an automated system to facilitate data collection, data sharing, tracking of certification, and overall administration of the Drug Recognition Expert (DRE) program. The State Coordinator works with a group of technical experts across the state to administer the DRE program. This system allows for automatic transmission of drug evaluations to the regional coordinator, state coordinator and the federal database. The system also allows for email notification of DREs, regional coordinators and the state coordinator.


The system has been up and running since March 1, 2016, and has received excellent feedback from DREs in the field. DRE Candidates are trained on the new system as part of their DRE training, conducting their field certifications using the system. The program is proving to be a great administrative tool and will add to the state's ability to track drug involvement in traffic stops.

2019 - (Data from Missouri DRE System):

878 Total Evaluations

268 Training Evaluations

604 Enforcement Evaluations



Occupant Protection

Traffic crashes are one of the leading causes of death in the United States. It is well recognized that one of the best means of defense in a crash is to be protected by a safety belt or a child safety seat. Increasing safety belt and child safety seat use has tremendous potential for saving lives, preventing injuries, and reducing the economic costs associated with traffic crashes. Safety belt use dramatically reduces a person's chance of being killed or seriously injured in a traffic crash. Of the drivers involved in 2016-2018 crashes, 1 in 2 was injured when they failed to wear their safety belt, however, when they were wearing a safety belt, their chances of being injured in the crash were 1 in 7. When examining driver deaths, the differences are much more significant. Drivers had a 1 in 28 chance of being killed if they were not wearing a safety belt; but that chance dropped dramatically to only 1 in 1,229 if the driver was wearing a safety belt.



ment was September 15-21, 2019.

The Click it or Ticket enforcement was conducted May 20-June 24, 2019. This campaign involved 133 law enforcement agencies with a total of 3,348 hours of work completed. This campaign also included a media campaign outlined in the Public Information & Education section.

Law enforcement mobilizations also help law enforcement obtain offenders of other dangerous crimes. Some results from the 6 enforcement activities are as follows:

Highlights from the 5 enforcement activities are as follows:

- 667 DWI Alcohol/Drug arrests
- 5,543 Seat Belt citations
- 149 Child Restraint Violations
- 233 Felony Arrests
- 523 Drug Arrests
- 886 Fugitive Arrests

GOAL #1:

To increase statewide safety belt usage by 1% annually from 84 percent in 2017 to 86 percent in 2019.
Final result: 87.7% for 2019

GOAL #2:

Based on an annual average increase of 0.10 percent in unrestrained passenger vehicle occupant fatalities from 2012 to 2017, Missouri is projecting an annual increase from the 2012-2016 calendar base year average of 354.2 to 385.8 by December 31, 2019.

Final result: 362.0 for 2018 (FARS 5 Year Average)

GOAL #3:

To increase teen safety belt usage by 1% annually from 71 percent in 2017 to 73 percent in 2019.

Final result: 73.8% in 2018

The OHS coordinated five quarterly mobilizations in the area of Occupant Protection during FY2019, in addition to the Click It or Ticket It Campaign and the Youth Seat Belt Campaign. The quarterly OP enforcements were conducted November 8, 2018, February 14, 2019, April 11, 2019 and the CPS focused enforce-

Occupant Protection

Child Passenger Safety

Attention is also given the youngest passengers through the Child Passenger Safety Program. The FY2019 program focused on the use of booster seats until the child met the height and weight requirements required by law, even if the child is 8 years old. Ensuring a proper seat belt fit is vital to surviving a car crash with minimal injuries.

The State of Missouri has 1,050 Certified Child Passenger Safety Technicians, 31 Child Passenger Safety Instructors and 180 Inspection Stations with at least one Certified Technician. Child passenger safety seats were provided to low income families through the inspection stations across the state. The HSO distributed 2,116 seats total, 1,548 convertible seats



and 568 high back boosters.

The CPS enforcement campaign continued again this year with the media message focusing on booster seats. During the campaign, 93 law enforcement agencies contracted with the HSO. A total of 1,431 hours of enforcement resulted in 2,790 traffic stops, including 405 safety belt citations and 34 child restraint citations written.

2019 Missouri occupant restraint usage rates:

- Statewide 87.7%
- Teens 73.8%
- Child Passenger Safety 94% (2017)

Distracted Drivers

Distracted driving is a voluntary diversion of the driver's attention from activities critical to safe driving. There are four types of driver distraction; visual, auditory, manual, and cognitive. There is a growing body of evidence which suggests driver distractions, both inside the vehicle and the road environment, becoming increasingly large contributors to road trauma. It is estimated that drivers engage in a secondary task between one-quarter and one-half of the time they drive.

GOAL #1:

To decrease distracted driving fatalities by 1.41 percent annually, resulting in a change to the 2015-2019 moving average from 83.8 (2012-2016 moving average) to 86.5 (2015-2019 moving average) by December 31, 2019.

Final result: 83.6 for 2018 (STARS 5 Year Average)

GOAL #2:

To decrease distracted driving serious injuries by 4.56 percent annually, resulting in a change to the 2015-2019 moving average from 692.0 (2012-2016 moving average) to 605.4 (2015-2019 moving average) by December 31, 2019.

Final result: 623.8 for 2018 (STARS 5 Year Average)

The OHS encourages law enforcement to find innovative ways

to address the distracted driving issue. Missouri currently has a no-texting law for individuals 21 years old and under, however, it is very difficult to enforce. Statistics show us that it is not only this younger population engaging in texting while driving, it includes all age groups and to compound the issue, texting is only one of many distractions that are encountered while driving.

Presentations and educational materials continue to be implemented at schools, businesses and community organizations statewide.

Legislative bills have been proposed each of the last several years to strengthen the distracted driving law, unfortunately the bills have not yet passed. Similar bills have been pre-filed for the upcoming 2020 legislative session.



Young Drivers

Young drivers are categorized as those ages 15 through 20 years. These young drivers are substantially over-involved in Missouri traffic crashes. In 2018, 14% of all fatal crashes involved a young driver of a motor vehicle; this is particularly significant since young drivers comprised only 8% of the licensed driver population in Missouri.

The top 5 contributing circumstances attributable to young drivers of motor vehicles involved in 2016-2018 fatal and serious injury crashes were:

1. Driving Too Fast for Conditions
2. Failed to Yield
3. Improper Lane Usage / Change
4. Distracted / Inattentive
5. Speed Exceeded Limit



GOAL #1:

To decrease drivers age 20 or younger involved in fatal crashes by 0.78 percent annually, resulting in a change to the 2015-2019 moving average from 116.6 (2012-2016 moving average) to 123.4 (2015-2019 moving average) by December 31, 2019.

Final result: 114.0 for 2018 (FARS 5 Year Average)

GOAL #2:

To decrease drivers age 20 or younger involved in serious injury crashes by 3.71 percent annually, resulting in a change to the 2015-2019 moving average from 807.4 (2012-2016 moving average) to 757.8 (2015-2019 moving average) by December 31, 2019.

Final result: 930.6 for 2018 (STARS 5 Year Average)

Young driver programs focusing on safety belt use, underage drinking and distracted driving continue to be supported. Each of the following programs reached hundreds of teens, who in turn, spread the message to other teens.

Missouri Safe and Sober

A free and effective program that educates students and



parents on the dangers of drugs and alcohol while reinforcing positive decision making and responsibility. During the fiscal year, 506 middle and high schools statewide participated in this program.

ThinkFirst MO

An award-winning school assembly program for teens. High-impact injury prevention presentations are made to Missouri schools free of charge by personal testimony from people who have sustained a brain or spinal cord injury, usually due to a motor vehicle crash. A total of 43,815 Missouri students received traffic safety education from the ThinkFirst traffic safety assembly program (Columbia and Kansas City Region) delivered via 234 presentations at 138 schools. A total of 1,722 Missourians received traffic safety education from the ThinkFirst Corporate/Community Traffic Safety Program delivered via 43 presentations at 32 worksites/organizations. In addition ThinkFirst Missouri delivered 12 Traffic Offender Program classes reaching 292 high-risk Missouri drivers.



ThinkFirst MO also coordinates the First Impact program. First Impact is a traffic safety parent program targeted to parents and/or guardians of teen drivers in the pre-permit, permit or intermediate stage of licensure. The goal of First Impact is to increase parental awareness and enforcement of Missouri's graduated driver license law. During this fiscal year, a total of 1,171 parents & teens received the First Impact GDL program.



It Only Takes One

It Only Takes One is a competition between Missouri high schools to encourage safe driving habits. It is a chance for students to educate teens, parents and the community about the dangers teens face while driving. During the 2018-2019 school year, 100 schools participated in the It Only Takes One campaign.

SMART/CHEERS

The University of Missouri houses two programs aimed at alcohol use on college campuses. The SMART program is a web-based program that educates bar and restaurant owners on the sale of alcohol to minors and how to avoid over serving those already intoxicated. During the fiscal year there were 11,558 total users of SMART and 2 SMART live trainings were completed. CHEERS to the Designated Driver is a program for bars and restaurants to celebrate the designated driver by serving them free non-alcoholic drinks. During the fiscal year, 26 new CHEERS establishments were added to the program from across the state, totaling 280 establishments utilizing the CHEERS program.



TRACTION

Teens Taking Action to Prevent Traffic Crashes, is a youth traffic safety leadership training program designed to empower youth to take an active role in promoting safe driving habits. High school students and advisors are invited to attend one training program as a school team. As a team they will not only receive educational training on highway safety topics, but will also develop individualized team action-plans to be implemented within their own schools upon their return. During the fiscal year, 45 schools were trained at TRACTION and implemented plans within their schools.

TyREDD, (Tyler Raising Education for Drowsy Driving), is an organization that was founded in 2011 after the Warne family lost their oldest son Tyler in a drowsy driving crash. Tyler's mother Kerrie, the founder of TyREDD, has partnered with the COO for Clayton Sleep Institute, Matthew Uhles, and together they have developed a presentation that educates high school teens, businesses, organizations and parents. In this fiscal year, Kerrie and Matt delivered 121 drowsy driving presentations.

Young driver materials were assessed to determine the best and most cost-effective way to reach the largest number of parents and teens, and are distributed to the public through an online ordering system at <https://www6.modot.mo.gov/OrderSystem/pub/displayOrder.do>.

The Graduated Driver License Law information continues to be included in campaign and web materials to educate teens and adults on the importance of and purpose for the law. This information is also included in the RoadWise Guide: Parent/Teen Safe Driving Guide. Over 30,000 guides were distributed during the fiscal year to teens, parents and teachers to support new drivers.

Two law enforcement campaigns were again supported, youth seat belt and underage drinking. Participation from 101 law enforcement agencies during the youth seat belt campaign resulted in 769 seat belt citations issued. In addition, 122 agencies participated in the youth alcohol campaign resulting in 20 minor in possession citations, 111 driving while impaired arrests.

Both campaigns are promoted through paid, earned and social media outlets. The youth seat belt message "Give Yourself a Chance. Buckle Up. Every Trip. Every Time." focused on encouraging teens to take initiative to protect themselves by buckling up, giving them the best chance of surviving a traffic crash.

The youth alcohol message, "Face It. Driving Impaired Affects Lives" focused on how much there is to lose by making a poor choice to drive impaired.



To Talk About Driving Retirement

A Missouri Guide

Older Drivers

Our population is aging and older adult drivers are increasing their exposure (miles driven/year) on the highways. According to the U.S. Census Bureau, Missouri ranked 16th nationally in 2010 with 15% of the population age 65 or older. By the year 2030 it is estimated that over 20% of the population in Missouri will be age 65 or older. That means approximately one in five people will be 65 or older.

Being able to go where we want, when we want, is important to our quality of life. Personal mobility is often inextricably linked to the ability to drive a car. However, as we age our ability to drive a motor vehicle may be compromised by changes in vision, attention, perception, memory, decision-making, reaction time and aspects of physical fitness and performance.

GOAL #1:

Based on an annual average increase of 5.63 percent in older driver involved fatalities from 2012 to 2017, Missouri is projecting an annual increase from the 2012-2016 calendar base year average of 173.2 to 196.9 by December 31, 2019. Final results: 192.6 for 2018 (STARS 5 Year Average)

GOAL #2:

To decrease older driver involved serious injuries by 0.94 percent annually, resulting in a change to the 2015-2019 moving average from 741.6 (2012-2016 moving average) to 734.5 (2015-2019 moving average) by December 31, 2019. Final results: 758.2 for 2018 (STARS 5 Year Average)

The OHS continues to work with safety partners and universities to produce and implement countermeasures that reduce crashes involving older drivers. Some of these measures will enable older drivers to check their own driving abilities, assist local driver license offices in recognizing medically unfit drivers and develop a package of office-based screening tools to be used by healthcare providers. In addition, 31 presentations were offered at senior/retirement centers in the counties of Adair, Audrain, Boone, Callaway, Camden, Chariton, Cooper, Crawford, Gasconade, Henry, Laclede, Macon, Maries, Marion, Miller, Moniteau, Morgan, Osage, Pettis, and Randolph.



Commercial Motor Vehicles

Large trucks have blind spots, identified as No Zones, around the front, back and sides of the truck. The blind spots make it difficult for the driver to see. It is critically important that other drivers stay out of the No Zone of a commercial motor vehicle (CMV). Since CMVs are large transport devices that are much heavier than passenger vehicles, they cause greater amounts of personal injury and severity to the occupants of vehicles in crashes. When analyzing the types of persons killed or injured in CMV crashes, the majority were not the occupants of the commercial motor vehicle.

The Highway Safety and Traffic Division administers the Motor Carrier Safety Assistance Program (MCSAP), which operates under a grant from the Federal Motor Carrier Safety Administration. Goals, benchmarks and strategies are outlined within the Commercial Vehicle Safety Plan. Having the MCSAP program housed in the OHS provides a unique opportunity for coordinating safety efforts between the MCSAP and NHTSA programs.

During the Motor Carrier Safety Assistance Program (MCSAP) fiscal year 2018, Missouri conducted a total of 97,653 roadside

inspections on commercial motor vehicles. Missouri State Highway Patrol conducted four Truck Checks working a total of 1,524 hours. The Truck Checks resulted in 1,230 inspections with an average 23% out of service rate. Missouri currently has a low number of passenger vehicle crashes. To ensure Missouri keeps that number low, the CMV inspectors conducted 1,117 passenger carrier inspections during FY18. Furthermore, MoDOT Motor Carrier Services conducted a total of 361 compliance investigations on CMV companies.

Missouri’s commercial motor vehicle safety belt use rate is 82.8%. Missouri has taken a zero tolerance approach to safety belt enforcement on CMVs. During FY18, Missouri CMV enforcement officers issued 1,054 safety belt violations and MoDOT Motor Carrier Services issued 1,666 letters to motor carriers informing them of their driver’s noncompliance with the safety belt law.

Missouri’s public education efforts on commercial motor vehicle safety included a statewide media campaign, which resulted in a total of 45,364,000 impressions. That tells us the CMV message reached an engaged audience.

Due to the budgeting of fiscal years by FMCSA, Missouri’s MCSAP is still operating under FY18 funds.



Motorcycles

A responsible motorcyclist must think about the consequences of their riding behavior in traffic and accept personal responsibility for the results of their decisions and actions, as well as develop good skills and judgment. The motorcyclist must consider their personal margin of safety or margin for error – how much extra time and space they need given their skill level.

Likewise, the general motoring public must be aware of their surroundings while driving and share the road with motorcyclists. A significant number of motorcycle crashes involve another vehicle.

GOAL #1:

Based on an annual average increase of 2.12 percent in motorcyclist fatalities from 2012 to 2017, Missouri is projecting an annual increase from the 2012-2016 calendar base year average of 98.6 to 115.3 by December 31, 2019.

Final result: 110.0 for 2018 (FARS 5 Year Average)

GOAL #2:

Based on an annual average increase of 11.11 percent in unhelmeted motorcyclist fatalities from 2012 to 2017, Missouri is projecting an annual increase from the 2012-2016 calendar base year average of 9 to 13 by December 31, 2019.

Final result: 12.2 for 2018 (FARS 5 Year Average)

GOAL #3:

Based on an annual average increase of 6.09 percent in unlicensed/improperly licensed motorcyclist fatalities from 2012 to 2017, Missouri is projecting an annual increase from the 2012-2016 calendar base year average of 37.4 to 52.6 by December 31, 2019.

Final result: 45.0 for 2018 (STARS)

The Motorcycle Safety Trust Fund is used for training motorcyclists and promotes public awareness of motorcyclists.

From January 1, 2019 through
December



31, 2019, the Missouri Motorcycle Safety Program (MMSP) has trained 4,003 beginning students and 229 non-beginning students. The MMSP and the Office of Highway Safety's goal is to promote awareness of motorcycles on the roadways, obtaining proper licensing and instructions and promoting proper riding gear but, most of all reducing motorcycle crashes and fatalities through the aforementioned process.

The funding received for the program was used for media targeting rider safety for males ages 45-60 and motorist awareness for all drivers. The motorcycle awareness media campaign starts in late April through May to early September and includes late summer holidays and special motorcycle events throughout the riding season.

Rider awareness is a year-round process starting at the dealerships throughout Missouri with dealer placement hang tags on motorcycles and displays, along with free motorcycle training courses at participating dealerships. Motorcycle safety pamphlets are also distributed to license offices and dealerships. In 2019, the OHS distributed:

- 7,949 Watch for Motorcycles yard signs
- 6,117 Motorcycle Safety brochures.



Crashes Involving School Buses

Although school buses provide one of the safest modes of transportation, there are still school bus related injuries and, unfortunately, some fatalities every year. Some of these are due to crashes with other vehicles while others are due to the school bus striking a pedestrian or bicyclist.



GOAL #1:

Based on an annual average increase of 13.33 percent in school bus/school bus signal involved fatalities from 2012 to 2017, Missouri is projecting an annual increase from the 2012-2016 calendar base year average of 2.4 to 3.0 by December 31, 2019.

Final result: 3.2 for 2018 (STARS 5 Year Average)

GOAL #2:

To decrease school bus involved or school bus signal involved serious injuries by 4.0 percent annually, resulting in a change to the 2015-2019 moving average from 17.4 (2012-2016 moving average) to 16.2 (2015-2019 moving average) by December 31, 2019.

Final result: 18.8 for 2018 (STARS 5 Year Average)

OHS staff continues to serve on the state school bus safety committee and distributes materials to address safety in and around



Vulnerable Roadway Users

Many Missourians rely on non-motorized means of transportation such as walking and bicycling. Both of these modes have the ability to provide physical and health benefits, but they also have the potential for serious or fatal injuries in the event of a crash. Crashes involving pedestrians and bicyclists do not occur in extremely large numbers (1.0% and .32% of all crashes, respectively) but when a pedestrian or bicyclist is involved in a traffic crash, the potential for harm is much greater.

GOAL #1:

Based on an annual average increase of 3.33 percent in pedestrian fatalities from 2012 to 2017, Missouri is projecting an annual increase from the 2012-2016 calendar base year average of 84.4 to 100.8 by December 31, 2019.

Final result: 91.2 for 2018 (FARS 5 Year Average)

GOAL #2:

Based on an annual average increase of 10.00 percent in bicyclist fatalities from 2012 to 2017, Missouri is projecting an annual increase from the 2012-2016 calendar base year average of 6.4 to 9.4 by December 31, 2019.

Final result: 6.8 for 2018 (FARS 5 Year Average)



Engineering Services and Data Collection

Engineering Services

Traffic engineering is a vital component of the traffic safety countermeasure picture. The techniques engineers use to design roads certainly affect the safety of motorists. Engineering approaches offer two basic types of countermeasures against drivers committing hazardous moving violations: highway design and traffic engineering. With highway design, the roads can be redesigned to add capacity or accommodate increased traffic. Highway design can also mitigate the injury consequences for motorists who come into contact with aggressive, impaired, or distracted drivers. Effective traffic engineering offers a way to accommodate increased traffic flow, or at least get it under control, without building new roads.



Consulting services were provided for Traffic engineering projects around the state. Funding was focused on correcting safety and operational problems on city and county streets, and highways.



A total of eight consultant projects were funded through the grant this fiscal year. Those consultant services were provided on projects located in the City of Lathrop, City of Kirksville, City of St. Peters, City of Frontenac, City of Moberly, City of Park Hills, City of Jefferson and City of Monett.

The FY2019 Traffic Engineering Assistance Program (TEAP) projects, which utilized Highway Safety Funds, included corridor studies, intersection improvements, operational analysis, sign inventories, pedestrian/bike route analysis and parking studies.

The engineering safety projects MoDOT continues to implement relate to roadway departure and intersections. These improvements include installation of several hundred miles of rumble strips on improved shoulders, several thousand curve related signs (chevrons) and more intersection improvement projects like j-turns.



Data Collection

The TRCC plays a role in the creation, approval and evaluation of the data improvement projects. The TRCC consists of developing initial project proposals as well as discusses the proposals openly in the TRCC bi-monthly meetings. The TRCC, through discussion of the proposed projects, prioritize the projects and determine the funding sources, and also work with the custodial agencies to develop and maintain the data quality reporting function.

The Missouri Traffic Records System works towards a formal data quality program with performance indicators for each

of the six core system areas. Projects are selected based on recommendations from the most current assessments and their ability to meet six characteristics: timeliness, accuracy, integration, uniformity, accessibility and completeness. Two key accomplishments this year were the adoption of electronic crash reporting by two of the largest law enforcement agencies in the state: Kansas City Police Department and the St. Louis Metro Police Department.

In August of 2019, the Statewide Traffic Accident Records System (S.T.A.R.S) Committee and contracted consultants began the dis-cussion of the MMUCC 5th Edition and changes to the Missouri Uniform Crash Report and STARS. Since the last crash report update in 2012, many fields will be discussed to be added, modi-fied or deleted.

Program Area Highlights

PUBLIC INFORMATION & EDUCATION

Early in 2017, MoDOT began Buckle Up Phone Down as a challenge geared toward businesses and individuals to take a pledge to buckle up every trip, every time and to put their phones down while driving.

Missouri has a “no texting” law for drivers age 21 years and under, and no primary seat belt law. Knowing that those two tasks alone can save thousands of lives per year, promotion began to encourage all motorists to Buckle Up Phone Down.



Buckle Up Challenge Day was set for October 29 in conjunction with an NTSB roundtable on distracted driving. Organic promotion followed by paid advertisements and community support helped the campaign to kick off and excel. A web page was created for businesses and individuals to take the pledge. This page houses logos of the more than 500 businesses that have made the choice to make their employees safer on Missouri's roadways. Over 11,000 individuals have also taken the #BUPD pledge. The web page is located at <http://www2.modot.org/BuckleUpPhoneDown/>. A resource page is located at <https://savemolives.com/Buckle-Up-Phone-Down> to educate and inform motorists.

Since inception, Buckle Up Phone Down has earned several state and national awards. Cities and counties across the state opted to keep their citizens and visitors safe by passing primary seat belt ordinances. Missouri Governor Mike Parson continues to proclaim a day in October each year as Buckle Up Phone Down Day in Missouri. Promotion continues both paid and organic to keep the message out there and make Missouri's roadways safer.

IMPAIRED DRIVERS

The OHS, in conjunction with the Missouri State Highway Patrol, teamed up with neighboring states for a special 420 Impaired Driving Enforcement Campaign April 19-21, 2019. The campaign included the states of Nebraska, Kansas, Oklahoma, Iowa, Missouri and Arkansas to impact the ever-present problem of impaired drivers on major routes that connect these states. Targeted roadways for this campaign included Interstate 44, I-70, I-35, I-55, and I-270. In Missouri a total of 61 departments participated in the campaign, final numbers for the campaign were as follows:

- 341 Crashes
- 3 Fatalities
- 5,602 Traffic Citations
- 477 Seat Belt Citations
- 1,360 Speed Citations
- 152 DWI Arrests
- 23 Commercial Vehicle Citations
- 147 Drug Arrests
- 135 Felony Arrests



YOUNG DRIVERS

First Impact is an evidence-based, traffic safety parent program targeted to parents and/or guardians of teen drivers in the pre-permit, permit or intermediate stage of licensure. The goal of First Impact is to reduce the number of motor vehicle fatalities, injuries and crashes among teen drivers by increasing parental awareness and enforcement of Missouri's graduated driver license law.

First Impact will provide the tools parents need to be involved in monitoring, coaching and supporting their new teen driver. Ensuring that parents understand the risks and responsibilities associated with driving is essential in preventing teen driving tragedies.



Appendix A
Missouri Highway Safety Plan Annual Report Budget
as of December 17, 2019

Program Area	Project	Description	Obligated Funds	Expended Funds
154	154AL-2019-AL-00-00	*HSTD-HSTD Statewide 154AL Program	\$ 5,119,790.78	\$ -
154	154AL-2019-AL-00-G0	Statewide-154 Impair Driving Enforcement	\$ 3,421,581.34	\$ 2,900,901.00
154	154AL-2019-AL-19-00	MO Safety Center-Enforce Drive Sober Cam	\$ 421,846.17	\$ 346,800.29
154	154AL-2019-AL-24-00	MO Safety Center-Impaired Driving Counte	\$ 677,357.78	\$ 523,135.14
154	154AL-2019-AL-25-00	DOR-Attorney and Legal Assistant	\$ 135,720.40	\$ 96,276.20
154	154AL-2019-AL-26-00	MADD-Court Monitoring Program	\$ 129,500.80	\$ 106,149.33
154	154AL-2019-AL-71-00	MO Safety Center-Alcohol LE Liaison	\$ 174,676.76	\$ 122,688.72
154	154AL-2019-AL-86-00	HSTD-BA Instrument & SFST Program	\$ 150,000.00	\$ 8,035.00
154	154AL-2019-AL-B2-00	MADD-Power of Parents/Power of Youth	\$ 100,000.00	\$ 83,171.53
154	154AL-2019-AL-B4-00	HSTD-Alliance Sports Marketing	\$ 80,000.00	\$ 80,000.00
154	154AL-2019-AL-B5-00	HSTD-Impaired Driving Paid Media 154	\$ 650,000.00	\$ 650,000.00
154	154AL-2019-AL-F0-00	MO DivAlc&Tob-AlcoholSafe&Aware Program	\$ 96,000.00	\$ 65,065.17
154	154AL-2019-AL-F2-00	Safe & Sober-MO Safe & Sober	\$ 330,000.00	\$ 329,999.53
154	154AL-2019-AL-F3-00	Univ of MO Curators-ThinkFirst/Youth Alc	\$ 120,000.00	\$ 120,000.00
154	154AL-2019-AL-F5-00	HSTD-Ignition Interlock Program	\$ 60,000.00	\$ 59,013.58
154		154 Alcohol Total	\$ 11,666,474.03	\$ 5,491,235.49
154 Transfer Funds Total			\$ 11,666,474.03	\$ 5,491,235.49

405c	M3DA-2019-04-00-00	*HSTD-THSD-Statewide 405c Data Program	\$ -	\$ -
405c	M3DA-2019-04-00-G0	Statewide-405c E-Citation Projects	\$ 34,851.75	\$ 34,851.75
405c	M3DA-2019-04-08-00	MSHP-Statewide Traff Accident Rec Sys	\$ 62.38	\$ 62.38
405c	M3DA-2019-04-11-00	OSCA-Show Me Court Implementations	\$ 11,074.16	\$ 11,074.16
405c	M3DA-2019-04-12-00	OSCA-JIS Monitoring and Reporting	\$ 6,036.84	\$ 6,036.84
405c	M3DA-2019-04-15-00	REJIS-LETS Sustainment and Enhancement	\$ 41,688.66	\$ 41,688.66
405c		405c Data Program Total	\$ 93,713.79	\$ 93,713.79
MAP 21 405c Data Program Total			\$ 93,713.79	\$ 93,713.79

FAST Act 402	PA-2019-02-01-00	HSTD-2019 Planning & Administration	\$ 115,000.00	\$ 114,866.61
FAST Act 402	PA-2019-02-02-00	REJIS-Grant Management System Docusign	\$ 35,000.00	\$ 34,999.25
FAST Act 402		Planning and Administration Total	\$ 150,000.00	\$ 149,865.86
FAST Act 402	EM-2019-02-01-00	Univ of MO Curators-HighwayEmergencyResp	\$ 73,350.00	\$ 73,350.00
FAST Act 402		Emergency Medical Services Total	\$ 73,350.00	\$ 73,350.00
FAST Act 402	PT-2019-02-00-00	*HSTD-THSD-Statewide PTS	\$ 5,009,872.04	\$ -
FAST Act 402	PT-2019-02-00-G0	Statewide-402 HMV Enforcement	\$ 2,592,405.66	\$ 2,274,140.44
FAST Act 402	PT-2019-02-00-G1	HSTD & MO Pol Chiefs-LETSAC Conf 2019	\$ 59,500.00	\$ 40,839.21
FAST Act 402	PT-2019-02-01-00	MO Safety Center-Driver Improvement Prog	\$ 49,719.68	\$ 47,173.81
FAST Act 402	PT-2019-02-28-00	MO Police Chiefs Assoc-LE Driving 2019	\$ 40,000.00	\$ 35,900.00
FAST Act 402	PT-2019-02-29-00	MO SouthernStUniv-Law Enforce Training	\$ 24,000.00	\$ 24,000.00
FAST Act 402	PT-2019-02-32-00	MSHP-Radar/EVOC/Instruct Dev/Equip Pur	\$ 78,256.70	\$ 71,390.44
FAST Act 402	PT-2019-02-33-00	MSHP-Skill Development	\$ 20,000.00	\$ 20,000.00
FAST Act 402	PT-2019-02-66-00	MO Safety Center-Satewide Safety BeltSur	\$ 176,030.18	\$ 160,177.42
FAST Act 402	PT-2019-02-67-00	MO Safety Center-Occup Prot Enforc Camp	\$ 273,409.80	\$ 185,221.93
FAST Act 402	PT-2019-02-68-00	MO Safety Center-Occupant Prot LE Liaiso	\$ 84,634.36	\$ 50,431.16
FAST Act 402	PT-2019-02-69-00	Olivette PD-Traffic Safety Inform Initia	\$ 1,632.74	\$ 1,628.52
FAST Act 402	PT-2019-02-A0-00	HSTD-402 Training/Survey/Operations	\$ 115,000.00	\$ 40,206.33
FAST Act 402	PT-2019-02-A1-00	HSTD-Police Traffic Services Coord 2019	\$ 329,000.00	\$ 302,285.97
FAST Act 402		Police Traffic Services Total	\$ 8,853,461.16	\$ 3,253,395.23
FAST Act 402	AI-2019-04-01-00	MSHP-Accident Invest/Trainng/Reconstruc	\$ 70,205.70	\$ 67,875.87
FAST Act 402	AI-2019-04-02-00	KC Bd of Police Comm-Adv Crash Inv Train	\$ 20,000.00	\$ 18,772.08
FAST Act 402		Accident Investigation Total	\$ 90,205.70	\$ 86,647.95
FAST Act 402	CP-2019-09-01-00	HSTD-It Only Takes One/TRACTION Awards	\$ 9,500.00	\$ 4,241.27
FAST Act 402	CP-2019-09-02-00	Mercy Hospital-Occupant Protection/Injur	\$ 43,160.54	\$ 43,160.54
FAST Act 402	CP-2019-09-03-00	Cape GirardeauSafeComm-SafeComm/TRACTION	\$ 231,170.35	\$ 218,531.53
FAST Act 402	CP-2019-09-04-00	HSTD-Teen Driving Programs	\$ 25,300.00	\$ 25,001.43
FAST Act 402	CP-2019-09-05-00	Univ of MO Curators-ThinkFirst Missouri	\$ 360,000.00	\$ 360,000.00
FAST Act 402		Community Traffic Safety Project Total	\$ 669,130.89	\$ 650,934.77
FAST Act 402	DE-2019-02-01-00	Univ of MO Curators-Keep Your Keys	\$ 38,000.00	\$ 30,032.84

FAST Act 402	DE-2019-02-02-00	HSTD-In-house Project for Mature Driver	\$ 2,500.00	\$ -
FAST Act 402		Driver Education Total	\$ 40,500.00	\$ 30,032.84
FAST Act 402	DL-2019-02-01-00	Wash Univ-R & D Study & Traffic Signs	\$ 157,078.91	\$ 157,023.70
FAST Act 402	DL-2019-02-02-00	Wash Univ-Max Driving Safety After Strok	\$ 113,590.26	\$ 113,590.26
FAST Act 402		Driver Licensing Total	\$ 270,669.17	\$ 270,613.96
FAST Act 402	RH-2019-02-01-00	MO OperationLifesaver-MO OperationLifesa	\$ 15,000.00	\$ 13,929.80
FAST Act 402		Railroad/Highway Crossings Total	\$ 15,000.00	\$ 13,929.80
FAST Act 402	RS-2019-11-01-00	HSTD-Traffic Engineering Assist Prog	\$ 60,000.00	\$ 54,180.49
FAST Act 402	RS-2019-11-02-00	Univ of MO Curators-Blueprint Conf 2019	\$ 25,000.00	\$ 14,569.74
FAST Act 402		Roadway Safety Total	\$ 85,000.00	\$ 68,750.23
FAST Act 402	SA-2019-09-00-G0	Safety Councils-Safe Communities Prog	\$ 84,250.00	\$ 69,509.84
FAST Act 402	SA-2019-09-03-00	TYREDD-TYREDD	\$ 39,720.00	\$ 39,720.00
FAST Act 402		Safe Communities Total	\$ 123,970.00	\$ 109,229.84
FAST Act 402	CR-2019-05-01-00	HATD-CPS Program Activities Administrati	\$ 10,000.00	\$ 10,000.00
FAST Act 402	CR-2019-05-02-00	HSTD-402 Car Seat Distribution	\$ 50,013.09	\$ 50,013.09
FAST Act 402		Child Restraint Total	\$ 60,013.09	\$ 60,013.09
FAST Act 402	PM-2019-02-04-00	HSTD-Buckle Up Phone Down Paid Media	\$ 200,000.00	\$ 199,997.44
FAST Act 402	PM-2019-02-05-00	HSTD-Work Zone Awareness Campaign	\$ 50,000.00	\$ 49,854.71
FAST Act 402	PM-2019-02-06-00	HSTD-Bike/Pedestrian and Distracted Driv	\$ 150,000.00	\$ 149,270.84
FAST Act 402	PM-2019-02-07-00	HSTD-PI Creative Services & Paid Media	\$ 150,000.00	\$ 128,185.25
FAST Act 402	PM-2019-02-08-00	HSTD-Motorcycle Awareness Incentive Item	\$ 100,000.00	\$ 100,000.00
FAST Act 402		Paid Advertising Total	\$ 650,000.00	\$ 627,308.24
FAST Act 402	TSP-2019-14-01-00	Univ of MO Curators-Is It Worth It	\$ 20,000.00	\$ 12,278.02
FAST Act 402		Teen Safety Program Total	\$ 20,000.00	\$ 12,278.02
FAST Act NHTSA 402 Total			\$ 11,101,300.01	\$ 5,406,349.83

405b Low	M2HVE-2019-05-00-G0	Statewide-405b Occupant Protection Enfor	\$ 450,777.20	\$ 370,589.96
405b Low		405b Low HVE Total	\$ 450,777.20	\$ 370,589.96
405b Low	M2PE-2019-05-02-00	HSTD-Click it or Ticket Paid Media	\$ 200,000.00	\$ 199,943.07
405b Low	M2PE-2019-05-03-00	HSTD-Youth Seat Belt Campaign	\$ 175,000.00	\$ 174,947.69
405b Low		405b Low Public Education Total	\$ 375,000.00	\$ 374,890.76
405b Low	M2CPS-2019-05-01-00	HSTD-CPS Program Training	\$ 65,000.00	\$ 59,256.05
405b Low	M2CPS-2019-05-02-00	MDHSS-Child Passenger Safety	\$ 23,375.00	\$ 2,660.00
405b Low	M2CPS-2019-05-03-00	HSTD-405b Low CPS Coordination 2019	\$ 30,000.00	\$ 28,295.49
405b Low	M2CPS-2019-05-04-00	HSTD-Child Passenger Safety Campaign	\$ 100,000.00	\$ 100,000.00
405b Low		405b Low Community CPS Services Total	\$ 218,375.00	\$ 190,211.54
405b Low	M2CSS-2019-05-01-00	HSTD-405 Car Seat Distribution	\$ 49,850.57	\$ 35,778.80
405b Low		405b Low CSS Purchase/Distribution Total	\$ 49,850.57	\$ 35,778.80
405b Low	M2X-2019-05-00-00	*HSTD-THSD-Statewide 405b Low	\$ 1,128,857.59	\$ -
405b Low		405b OP Low Total	\$ 2,222,860.36	\$ 971,471.06
FAST Act 405b OP Low Total			\$ 2,222,860.36	\$ 971,471.06

FAST ACT 405c	M3DA-2019-04-00-00	*HSTD-THSD-Statewide 405c Data Program	\$ 1,317,497.86	\$ -
FAST ACT 405c	M3DA-2019-04-00-G0	Statewide-405c E-Citation Projects	\$ 29,264.29	\$ 25,003.62
FAST ACT 405c	M3DA-2019-04-04-00	HSTD-Traffic Records Data Improvement	\$ 38,303.08	\$ 1,690.27
FAST ACT 405c	M3DA-2019-04-06-00	DHSS-MO Ambulance Reporting System	\$ 92,205.00	\$ 22,838.65
FAST ACT 405c	M3DA-2019-04-08-00	MSHP-Statewide Traffic Accident Records	\$ 182,912.62	\$ 129,269.17
FAST ACT 405c	M3DA-2019-04-09-00	MSHP-STARS and FARS Support	\$ 141,541.40	\$ 49,631.40
FAST ACT 405c	M3DA-2019-04-10-00	MSHP-Predictive Analytical Crash Project	\$ 26,540.00	\$ 24,899.87
FAST ACT 405c	M3DA-2019-04-11-00	OSCA-Show Me Court Implementations	\$ 183,244.51	\$ 156,076.64
FAST ACT 405c	M3DA-2019-04-12-00	OSCA-JIS Monitoring and Reporting	\$ 165,494.42	\$ 133,379.38
FAST ACT 405c	M3DA-2019-04-15-00	REJIS-LETS Sustainment and Enhancement	\$ 143,075.34	\$ 139,951.46
FAST ACT 405c	M3DA-2019-04-16-00	REJIS-Electronic Records Adoption Improv	\$ 11,212.00	\$ -
FAST ACT 405c	M3DA-2019-04-20-00	OSCA-Show Me Court Accounting Functional	\$ 340,000.00	\$ 239,412.33
FAST ACT 405c		405c Data Program Total	\$ 2,671,290.52	\$ 922,152.79
FAST Act 405c Data Program Total			\$ 2,671,290.52	\$ 922,152.79

FAST Act 405d	M5HVE-2019-03-00-G0	Statewide-405d Impaired Driving Enforce	\$ 920,993.58	\$ 801,650.13
FAST Act 405d	M5HVE-2019-03-12-00	MSHP-DWI Tracking System (DWITS)	\$ 4,400.00	\$ 2,614.09
FAST Act 405d		405d Mid HVE Total	\$ 925,393.58	\$ 804,264.22
FAST Act 405d	M5IDC-2019-03-01-00	HSTD-405d Youth Alcohol Coordination2019	\$ 96,000.00	\$ 80,110.67
FAST Act 405d	M5IDC-2019-03-02-00	HSTD-405d Mid Impair Driving Coord 2019	\$ 96,000.00	\$ 22,513.52
FAST Act 405d		405d Mid ID Coordinator Total	\$ 192,000.00	\$ 102,624.19

FAST Act 405d	M5CS-2019-03-01-00	OSCA-DWI Court Project	\$ 215,000.00	\$ 135,323.71
FAST Act 405d	M5CS-2019-03-02-00	MOPS-Traffic Safety Resource Prosecutor	\$ 281,889.78	\$ 273,399.14
FAST Act 405d		405d Mid Court Support Total	\$ 496,889.78	\$ 408,722.85
FAST Act 405d	M5PEM-2019-03-01-00	HSTD-Paid Media Impaired Driving 405d	\$ 750,554.18	\$ 750,554.18
FAST Act 405d		405d Mid Paid/Earned Media Total	\$ 750,554.18	\$ 750,554.18
FAST Act 405d	M5TR-2019-03-01-00	MO SouthernStUniv-Training for Law E O	\$ 50,400.00	\$ 35,200.00
FAST Act 405d	M5TR-2019-03-02-00	MSHP-BAC/DRE/ARIDE Training	\$ 100,116.40	\$ 78,392.06
FAST Act 405d	M5TR-2019-03-05-00	Cape Girardeau Safe Comm-SafeComm/TRACTI	\$ 97,829.65	\$ 78,909.62
FAST Act 405d	M5TR-2019-03-06-00	Univ of MO Curators-SMART,CHEERS,Drv Saf	\$ 309,470.00	\$ 309,470.00
FAST Act 405d	M5TR-2019-03-07-00	HSTD-Youth Alcohol Program	\$ 22,479.05	\$ 21,310.51
FAST Act 405d		405d Mid Training Total	\$ 580,295.10	\$ 523,282.19
FAST Act 405d	M5OT-2019-03-01-00	MO Police Chiefs Assoc-DITEP 2019	\$ 33,000.00	\$ 17,222.94
FAST Act 405d	M5OT-2019-03-02-00	MO Safety Center-Drug Impaired Driving	\$ 167,526.60	\$ 167,525.59
FAST Act 405d	M5OT-2019-03-03-00	DOR-DOR and Law Enforcement Training	\$ 22,844.00	\$ 11,466.73
FAST Act 405d	M5OT-2019-03-04-00	REJIS-DRE Sustainment and Enhancements	\$ 41,748.00	\$ 27,902.00
FAST Act 405d	M5OT-2019-03-05-00	HSTD-In-house Impaired Driving Project	\$ 10,000.00	\$ 5,956.58
FAST Act 405d		405d Mid Other Based on Problem ID Total	\$ 275,118.60	\$ 230,073.84
FAST Act 405d	M5X-2019-03-00-00	*HSTD-HSTD Statewide 405d Impair Driv Mid	\$ 3,806,876.84	\$ -
FAST Act 405d		405d Impaired Driving Mid Total	\$ 3,806,876.84	\$ -
FAST Act 405d Impaired Driving Mid Total			\$ 7,027,128.08	\$ 2,819,521.47
FAST Act 405f	M9MA-2019-12-00-00	*HSTD-THSD-Statewide 405f Motorcycle Pro	\$ 151,772.43	\$ -
FAST Act 405f	M9MA-2019-12-01-00	HSTD-Motorcycle Awareness Paid Media	\$ 137,350.00	\$ 137,279.08
FAST Act 405f		405f Motorcyclist Awareness Total	\$ 289,122.43	\$ 137,279.08
FAST Act 405f Motorcycle Programs Total			\$ 289,122.43	\$ 137,279.08
NHTSA Total			\$ 35,071,889.22	\$ 15,841,723.51

* Dummy project set up as a holding account

**APPENDIX B
SUBRECIPIENT CRASH STATISTICAL HISTORY**

Agency	Crash Type	Oct. 1, 2015 to Sept. 30, 2018	3 Year Average	Oct. 1, 2018 to Sept. 30, 2019	Oct. 1, 2015 to Sept. 30, 2018	3 Year Average	Oct. 1, 2018 to Sept. 30, 2019	Oct. 1, 2015 to Sept. 30, 2018	3 Year Average	Oct. 1, 2018 to Sept. 30, 2019	
		Fatal Crashes	Fatal Crashes	Fatal Crashes	Serious Injury Crashes	Serious Injury Crashes	Serious Injury Crashes	Total Crashes	Total Crashes	Total Crashes	
ADAIR	Adair County Sheriff's Dept.	Alcohol/Drug Involved	0	0.00	0	3	1.00	1	20	6.67	15
ADAIR	Adair County Sheriff's Dept.	Speed - Exceeded Limit	0	0.00	0	0	0.00	0	3	1.00	0
ADAIR	Adair County Sheriff's Dept.	Hazardous Moving Violations	3	1.00	0	4	1.33	3	163	54.33	84
ARNOLD	Arnold Police Dept.	Alcohol/Drug Involved	0	0.00	0	2	0.67	2	66	22.00	23
ARNOLD	Arnold Police Dept.	Speed - Exceeded Limit	1	0.33	0	6	2.00	2	44	14.67	20
ARNOLD	Arnold Police Dept.	Hazardous Moving Violations	3	1.00	0	18	6.00	8	1001	333.67	361
BALLWIN	Ballwin Police Dept.	Alcohol/Drug Involved	0	0.00	0	2	0.67	2	38	12.67	13
BALLWIN	Ballwin Police Dept.	Speed - Exceeded Limit	0	0.00	0	2	0.67	0	19	6.33	6
BALLWIN	Ballwin Police Dept.	Hazardous Moving Violations	1	0.33	0	9	3.00	2	481	160.33	163
BELTON	Belton Police Dept.	Alcohol/Drug Involved	2	0.67	0	3	1.00	0	76	25.33	16
BELTON	Belton Police Dept.	Speed - Exceeded Limit	0	0.00	0	4	1.33	1	41	13.67	16
BELTON	Belton Police Dept.	Hazardous Moving Violations	2	0.67	1	16	5.33	3	1228	409.33	436
BENTON	Benton County Sheriff's Dept.	Alcohol/Drug Involved	1	0.33	3	12	4.00	1	45	15.00	16
BENTON	Benton County Sheriff's Dept.	Speed - Exceeded Limit	0	0.00	0	2	0.67	0	7	2.33	0
BENTON	Benton County Sheriff's Dept.	Hazardous Moving Violations	4	1.33	4	28	9.33	4	417	139.00	123
BILLINGS	Billings Police Dept.	Alcohol/Drug Involved	0	0.00	0	0	0.00	0	3	1.00	1
BILLINGS	Billings Police Dept.	Speed - Exceeded Limit	0	0.00	0	0	0.00	0	1	0.33	0
BILLINGS	Billings Police Dept.	Hazardous Moving Violations	0	0.00	0	0	0.00	1	25	8.33	15
BLUE SPRINGS	Blue Springs Police Dept.	Alcohol/Drug Involved	2	0.67	1	17	5.67	3	168	56.00	37
BLUE SPRINGS	Blue Springs Police Dept.	Speed - Exceeded Limit	4	1.33	1	8	2.67	2	88	29.33	22
BLUE SPRINGS	Blue Springs Police Dept.	Hazardous Moving Violations	6	2.00	2	63	21.00	9	1692	564.00	528
BOLIVAR	Bolivar Police Dept.	Alcohol/Drug Involved	0	0.00	0	1	0.33	0	17	5.67	4
BOLIVAR	Bolivar Police Dept.	Speed - Exceeded Limit	0	0.00	0	1	0.33	1	8	2.67	3
BOLIVAR	Bolivar Police Dept.	Hazardous Moving Violations	0	0.00	0	3	1.00	2	209	69.67	58
BOONE	Boone County Sheriff's Dept.	Alcohol/Drug Involved	9	3.00	1	18	6.00	4	137	45.67	39
BOONE	Boone County Sheriff's Dept.	Speed - Exceeded Limit	3	1.00	0	11	3.67	2	91	30.33	14
BOONE	Boone County Sheriff's Dept.	Hazardous Moving Violations	24	8.00	3	65	21.67	13	1289	429.67	426
BRANSON	Branson Police Dept.	Alcohol/Drug Involved	1	0.33	0	5	1.67	1	82	27.33	15
BRANSON	Branson Police Dept.	Speed - Exceeded Limit	3	1.00	0	5	1.67	3	41	13.67	13
BRANSON	Branson Police Dept.	Hazardous Moving Violations	4	1.33	0	14	4.67	6	986	328.67	231
BUCHANAN	Buchanan County Sheriff's Dept.	Alcohol/Drug Involved	1	0.33	0	2	0.67	1	50	16.67	16
BUCHANAN	Buchanan County Sheriff's Dept.	Speed - Exceeded Limit	1	0.33	0	7	2.33	1	38	12.67	10
BUCHANAN	Buchanan County Sheriff's Dept.	Hazardous Moving Violations	5	1.67	0	29	9.67	10	998	332.67	116
BUTLER	Butler County Sheriff's Dept.	Alcohol/Drug Involved	7	2.33	1	1	0.33	5	102	34.00	29
BUTLER	Butler County Sheriff's Dept.	Speed - Exceeded Limit	1	0.33	1	2	0.67	1	14	4.67	6
BUTLER	Butler County Sheriff's Dept.	Hazardous Moving Violations	17	5.67	5	19	6.33	10	710	236.67	206
CALLAWAY	Callaway County Sheriff's Dept.	Alcohol/Drug Involved	4	1.33	2	6	2.00	2	110	36.67	40
CALLAWAY	Callaway County Sheriff's Dept.	Speed - Exceeded Limit	4	1.33	1	7	2.33	1	38	12.67	15
CALLAWAY	Callaway County Sheriff's Dept.	Hazardous Moving Violations	16	5.33	5	41	13.67	11	998	332.67	368
CALVERTON PARK	Calverton Park Police Dept.	Alcohol/Drug Involved	0	0.00	0	0	0.00	0	6	2.00	1
CALVERTON PARK	Calverton Park Police Dept.	Speed - Exceeded Limit	0	0.00	0	0	0.00	0	0	0.00	0
CALVERTON PARK	Calverton Park Police Dept.	Hazardous Moving Violations	0	0.00	0	0	0.00	0	21	7.00	3
CAMDEN	Camden County Sheriff's Office	Alcohol/Drug Involved	9	3.00	2	18	6.00	8	141	47.00	40
CAMDEN	Camden County Sheriff's Office	Speed - Exceeded Limit	1	0.33	0	4	1.33	1	27	9.00	10
CAMDEN	Camden County Sheriff's Office	Hazardous Moving Violations	23	7.67	3	49	16.33	10	575	191.67	171
CAMDENTON	Camdenton Police Dept.	Alcohol/Drug Involved	0	0.00	0	0	0.00	0	13	4.33	7
CAMDENTON	Camdenton Police Dept.	Speed - Exceeded Limit	0	0.00	1	0	0.00	0	3	1.00	2
CAMDENTON	Camdenton Police Dept.	Hazardous Moving Violations	1	0.33	1	0	0.00	1	202	67.33	75
CAMERON	Cameron Police Dept.	Alcohol/Drug Involved	0	0.00	0	1	0.33	1	14	4.67	6
CAMERON	Cameron Police Dept.	Speed - Exceeded Limit	0	0.00	0	1	0.33	0	8	2.67	3
CAMERON	Cameron Police Dept.	Hazardous Moving Violations	1	0.33	1	4	1.33	1	216	72.00	64
CAPE GIRARDEAU	Cape Girardeau County Sheriff's Off	Alcohol/Drug Involved	4	1.33	0	9	3.00	2	87	29.00	18

		Oct. 1, 2015 to Sept. 30, 2018	3 Year Average	Oct. 1, 2018 to Sept. 30, 2019	Oct. 1, 2015 to Sept. 30, 2018	3 Year Average	Oct. 1, 2018 to Sept. 30, 2019	Oct. 1, 2015 to Sept. 30, 2018	3 Year Average	Oct. 1, 2018 to Sept. 30, 2019	
Agency	Crash Type	Fatal Crashes	Fatal Crashes	Fatal Crashes	Serious Injury Crashes	Serious Injury Crashes	Serious Injury Crashes	Total Crashes	Total Crashes	Total Crashes	
CAPE GIRARDEAU	Cape Girardeau County Sheriff's Off	Speed - Exceeded Limit	2	0.67	0	1	0.33	0	11	3.67	1
CAPE GIRARDEAU	Cape Girardeau County Sheriff's Off	Hazardous Moving Violations	13	4.33	2	24	8.00	4	570	190.00	181
CAPE GIRARDEAU	Cape Girardeau Police Dept.	Alcohol/Drug Involved	2	0.67	0	3	1.00	1	152	50.67	39
CAPE GIRARDEAU	Cape Girardeau Police Dept.	Speed - Exceeded Limit	1	0.33	0	2	0.67	0	32	10.67	11
CAPE GIRARDEAU	Cape Girardeau Police Dept.	Hazardous Moving Violations	5	1.67	0	22	7.33	9	3048	1016.00	834
CARTERVILLE	Carterville Police Dept.	Alcohol/Drug Involved	0	0.00	0	0	0.00	0	3	1.00	0
CARTERVILLE	Carterville Police Dept.	Speed - Exceeded Limit	0	0.00	0	0	0.00	0	1	0.33	3
CARTERVILLE	Carterville Police Dept.	Hazardous Moving Violations	1	0.33	1	1	0.33	0	27	9.00	8
CASS	Cass County Sheriff's Office	Alcohol/Drug Involved	7	2.33	4	14	4.67	3	110	36.67	27
CASS	Cass County Sheriff's Office	Speed - Exceeded Limit	3	1.00	1	2	0.67	0	63	21.00	15
CASS	Cass County Sheriff's Office	Hazardous Moving Violations	18	6.00	5	47	15.67	19	815	271.67	264
CHESTERFIELD	Chesterfield Police Dept.	Alcohol/Drug Involved	1	0.33	1	9	3.00	1	125	41.67	51
CHESTERFIELD	Chesterfield Police Dept.	Speed - Exceeded Limit	1	0.33	1	5	1.67	1	37	12.33	12
CHESTERFIELD	Chesterfield Police Dept.	Hazardous Moving Violations	1	0.33	2	39	13.00	8	1961	653.67	622
CHILLICOTHE	Chillicothe Police Dept.	Alcohol/Drug Involved	0	0.00	0	3	1.00	1	17	5.67	7
CHILLICOTHE	Chillicothe Police Dept.	Speed - Exceeded Limit	1	0.33	0	0	0.00	0	3	1.00	1
CHILLICOTHE	Chillicothe Police Dept.	Hazardous Moving Violations	2	0.67	0	2	0.67	4	154	51.33	60
CHRISTIAN	Christian County Sheriff's Dept.	Alcohol/Drug Involved	7	2.33	2	10	3.33	4	116	38.67	43
CHRISTIAN	Christian County Sheriff's Dept.	Speed - Exceeded Limit	6	2.00	1	4	1.33	1	47	15.67	8
CHRISTIAN	Christian County Sheriff's Dept.	Hazardous Moving Violations	19	6.33	2	45	15.00	14	917	305.67	237
ST. LOUIS	City of St. Louis Police Division	Alcohol/Drug Involved	3	1.00	2	11	3.67	6	341	113.67	40
ST. LOUIS	City of St. Louis Police Division	Speed - Exceeded Limit	56	18.67	23	102	34.00	55	1898	632.67	282
ST. LOUIS	City of St. Louis Police Division	Hazardous Moving Violations	84	28.00	29	259	86.33	95	14567	4855.67	2073
CLARK	Clark County Sheriff's Office	Alcohol/Drug Involved	3	1.00	1	1	0.33	0	19	6.33	3
CLARK	Clark County Sheriff's Office	Speed - Exceeded Limit	2	0.67	1	1	0.33	0	5	1.67	1
CLARK	Clark County Sheriff's Office	Hazardous Moving Violations	6	2.00	1	12	4.00	3	125	41.67	37
CLAY	Clay County Sheriff's Office	Alcohol/Drug Involved	4	1.33	1	4	1.33	2	60	20.00	24
CLAY	Clay County Sheriff's Office	Speed - Exceeded Limit	2	0.67	0	4	1.33	1	66	22.00	19
CLAY	Clay County Sheriff's Office	Hazardous Moving Violations	15	5.00	1	20	6.67	7	361	120.33	135
CLAYTON	Clayton Police Dept.	Alcohol/Drug Involved	0	0.00	0	2	0.67	0	37	12.33	8
CLAYTON	Clayton Police Dept.	Speed - Exceeded Limit	0	0.00	0	2	0.67	0	17	5.67	0
CLAYTON	Clayton Police Dept.	Hazardous Moving Violations	1	0.33	0	7	2.33	3	767	255.67	226
COLE	Cole County Sheriff's Dept.	Alcohol/Drug Involved	1	0.33	1	9	3.00	3	76	25.33	19
COLE	Cole County Sheriff's Dept.	Speed - Exceeded Limit	0	0.00	1	7	2.33	1	26	8.67	7
COLE	Cole County Sheriff's Dept.	Hazardous Moving Violations	5	1.67	3	17	5.67	10	404	134.67	144
COLUMBIA	Columbia Police Dept.	Alcohol/Drug Involved	8	2.67	3	15	5.00	3	278	92.67	66
COLUMBIA	Columbia Police Dept.	Speed - Exceeded Limit	12	4.00	6	11	3.67	9	154	51.33	54
COLUMBIA	Columbia Police Dept.	Hazardous Moving Violations	17	5.67	8	56	18.67	16	1691	563.67	405
COTTEVILLE	Cottleville Police Dept.	Alcohol/Drug Involved	0	0.00	0	1	0.33	2	16	5.33	12
COTTEVILLE	Cottleville Police Dept.	Speed - Exceeded Limit	0	0.00	0	0	0.00	2	5	1.67	6
COTTEVILLE	Cottleville Police Dept.	Hazardous Moving Violations	0	0.00	0	2	0.67	3	176	58.67	99
CREVE COEUR	Creve Coeur Police Dept.	Alcohol/Drug Involved	1	0.33	0	2	0.67	0	77	25.67	17
CREVE COEUR	Creve Coeur Police Dept.	Speed - Exceeded Limit	1	0.33	0	1	0.33	1	21	7.00	4
CREVE COEUR	Creve Coeur Police Dept.	Hazardous Moving Violations	1	0.33	1	14	4.67	2	1634	544.67	527
CROCKER	Crocker Police Dept.	Alcohol/Drug Involved	0	0.00	0	0	0.00	0	1	0.33	0
CROCKER	Crocker Police Dept.	Speed - Exceeded Limit	0	0.00	0	0	0.00	0	2	0.67	0
CROCKER	Crocker Police Dept.	Hazardous Moving Violations	0	0.00	0	0	0.00	0	3	1.00	0
CRYSTAL CITY	Crystal City Police Dept.	Alcohol/Drug Involved	1	0.33	0	1	0.33	0	11	3.67	6
CRYSTAL CITY	Crystal City Police Dept.	Speed - Exceeded Limit	1	0.33	0	1	0.33	0	7	2.33	1
CRYSTAL CITY	Crystal City Police Dept.	Hazardous Moving Violations	2	0.67	0	2	0.67	0	116	38.67	40
DE SOTO	DeSoto Dept. of Public Safety	Alcohol/Drug Involved	2	0.67	0	0	0.00	0	18	6.00	3

		Oct. 1, 2015 to Sept. 30, 2018	3 Year Average	Oct. 1, 2018 to Sept. 30, 2019	Oct. 1, 2015 to Sept. 30, 2018	3 Year Average	Oct. 1, 2018 to Sept. 30, 2019	Oct. 1, 2015 to Sept. 30, 2018	3 Year Average	Oct. 1, 2018 to Sept. 30, 2019	
Agency	Crash Type	Fatal Crashes	Fatal Crashes	Fatal Crashes	Serious Injury Crashes	Serious Injury Crashes	Serious Injury Crashes	Total Crashes	Total Crashes	Total Crashes	
DE SOTO	DeSoto Dept. of Public Safety	Speed - Exceeded Limit	0	0.00	0	0	0.00	0	18	6.00	5
DE SOTO	DeSoto Dept. of Public Safety	Hazardous Moving Violations	2	0.67	0	1	0.33	1	111	37.00	23
DEXTER	Dexter Police Dept.	Alcohol/Drug Involved	0	0.00	0	0	0.00	1	15	5.00	7
DEXTER	Dexter Police Dept.	Speed - Exceeded Limit	0	0.00	0	0	0.00	0	12	4.00	3
DEXTER	Dexter Police Dept.	Hazardous Moving Violations	0	0.00	0	4	1.33	2	200	66.67	62
ELLISVILLE	Ellisville Police Dept.	Alcohol/Drug Involved	0	0.00	0	0	0.00	2	18	6.00	8
ELLISVILLE	Ellisville Police Dept.	Speed - Exceeded Limit	0	0.00	0	0	0.00	1	9	3.00	2
ELLISVILLE	Ellisville Police Dept.	Hazardous Moving Violations	0	0.00	0	2	0.67	3	464	154.67	147
EUREKA	Eureka Police Dept.	Alcohol/Drug Involved	1	0.33	1	3	1.00	0	31	10.33	10
EUREKA	Eureka Police Dept.	Speed - Exceeded Limit	1	0.33	0	0	0.00	0	10	3.33	1
EUREKA	Eureka Police Dept.	Hazardous Moving Violations	2	0.67	1	5	1.67	3	341	113.67	127
EXCELSIOR SPRINGS	Excelsior Springs Police Dept.	Alcohol/Drug Involved	0	0.00	0	2	0.67	1	45	15.00	15
EXCELSIOR SPRINGS	Excelsior Springs Police Dept.	Speed - Exceeded Limit	0	0.00	0	3	1.00	1	34	11.33	20
EXCELSIOR SPRINGS	Excelsior Springs Police Dept.	Hazardous Moving Violations	0	0.00	0	5	1.67	2	287	95.67	79
FARMINGTON	Farmington Police Dept.	Alcohol/Drug Involved	0	0.00	0	0	0.00	0	35	11.67	5
FARMINGTON	Farmington Police Dept.	Speed - Exceeded Limit	0	0.00	0	1	0.33	0	13	4.33	3
FARMINGTON	Farmington Police Dept.	Hazardous Moving Violations	0	0.00	1	5	1.67	1	426	142.00	91
FESTUS	Festus Police Dept.	Alcohol/Drug Involved	0	0.00	1	2	0.67	0	45	15.00	6
FESTUS	Festus Police Dept.	Speed - Exceeded Limit	0	0.00	0	1	0.33	0	16	5.33	5
FESTUS	Festus Police Dept.	Hazardous Moving Violations	6	2.00	1	10	3.33	3	399	133.00	160
FLORISSANT	Florissant Police Dept.	Alcohol/Drug Involved	2	0.67	2	8	2.67	1	133	44.33	53
FLORISSANT	Florissant Police Dept.	Speed - Exceeded Limit	4	1.33	0	12	4.00	2	154	51.33	37
FLORISSANT	Florissant Police Dept.	Hazardous Moving Violations	5	1.67	1	17	5.67	6	1908	636.00	554
FRANKLIN	Franklin County Sheriff's Dept.	Alcohol/Drug Involved	14	4.67	4	26	8.67	7	246	82.00	68
FRANKLIN	Franklin County Sheriff's Dept.	Speed - Exceeded Limit	2	0.67	2	10	3.33	3	42	14.00	22
FRANKLIN	Franklin County Sheriff's Dept.	Hazardous Moving Violations	30	10.00	12	92	30.67	21	1700	566.67	590
FREDERICKTOWN	Fredericktown Police Dept.	Alcohol/Drug Involved	0	0.00	1	1	0.33	0	10	3.33	4
FREDERICKTOWN	Fredericktown Police Dept.	Speed - Exceeded Limit	0	0.00	0	0	0.00	0	3	1.00	2
FREDERICKTOWN	Fredericktown Police Dept.	Hazardous Moving Violations	0	0.00	0	0	0.00	0	56	18.67	18
GLADSTONE	Gladstone Dept. of Public Safety	Alcohol/Drug Involved	1	0.33	0	4	1.33	1	77	25.67	18
GLADSTONE	Gladstone Dept. of Public Safety	Speed - Exceeded Limit	2	0.67	0	1	0.33	1	32	10.67	14
GLADSTONE	Gladstone Dept. of Public Safety	Hazardous Moving Violations	2	0.67	0	13	4.33	5	867	289.00	200
GLENDALE	Glendale Police Dept.	Alcohol/Drug Involved	0	0.00	0	0	0.00	0	2	0.67	0
GLENDALE	Glendale Police Dept.	Speed - Exceeded Limit	0	0.00	0	0	0.00	0	4	1.33	1
GLENDALE	Glendale Police Dept.	Hazardous Moving Violations	0	0.00	0	0	0.00	0	63	21.00	24
GRAIN VALLEY	Grain Valley Police Dept.	Alcohol/Drug Involved	0	0.00	0	2	0.67	0	37	12.33	4
GRAIN VALLEY	Grain Valley Police Dept.	Speed - Exceeded Limit	0	0.00	0	2	0.67	0	15	5.00	5
GRAIN VALLEY	Grain Valley Police Dept.	Hazardous Moving Violations	0	0.00	0	3	1.00	1	134	44.67	58
GRANDVIEW	Grandview Police Dept.	Alcohol/Drug Involved	1	0.33	1	4	1.33	3	94	31.33	23
GRANDVIEW	Grandview Police Dept.	Speed - Exceeded Limit	2	0.67	0	4	1.33	2	74	24.67	18
GRANDVIEW	Grandview Police Dept.	Hazardous Moving Violations	6	2.00	0	21	7.00	7	766	255.33	224
GREENE	Greene County Sheriff's Office	Alcohol/Drug Involved	10	3.33	4	19	6.33	3	192	64.00	75
GREENE	Greene County Sheriff's Office	Speed - Exceeded Limit	8	2.67	4	7	2.33	1	54	18.00	24
GREENE	Greene County Sheriff's Office	Hazardous Moving Violations	24	8.00	7	81	27.00	18	1378	459.33	479
HARRISONVILLE	Harrisonville Police Dept.	Alcohol/Drug Involved	1	0.33	0	1	0.33	1	34	11.33	18
HARRISONVILLE	Harrisonville Police Dept.	Speed - Exceeded Limit	0	0.00	0	0	0.00	0	14	4.67	3
HARRISONVILLE	Harrisonville Police Dept.	Hazardous Moving Violations	2	0.67	1	3	1.00	1	312	104.00	119
HAYTI	Hayti Police Dept.	Alcohol/Drug Involved	0	0.00	0	2	0.67	0	14	4.67	4
HAYTI	Hayti Police Dept.	Speed - Exceeded Limit	0	0.00	0	0	0.00	0	1	0.33	4
HAYTI	Hayti Police Dept.	Hazardous Moving Violations	0	0.00	0	1	0.33	0	73	24.33	15
HAZELWOOD	Hazelwood Police Dept.	Alcohol/Drug Involved	0	0.00	1	4	1.33	1	59	19.67	14

		Oct. 1, 2015 to Sept. 30, 2018	3 Year Average	Oct. 1, 2018 to Sept. 30, 2019	Oct. 1, 2015 to Sept. 30, 2018	3 Year Average	Oct. 1, 2018 to Sept. 30, 2019	Oct. 1, 2015 to Sept. 30, 2018	3 Year Average	Oct. 1, 2018 to Sept. 30, 2019	
Agency	Crash Type	Fatal Crashes	Fatal Crashes	Fatal Crashes	Serious Injury Crashes	Serious Injury Crashes	Serious Injury Crashes	Total Crashes	Total Crashes	Total Crashes	
HAZELWOOD	Hazelwood Police Dept.	Speed - Exceeded Limit	1	0.33	0	1	0.33	1	88	29.33	21
HAZELWOOD	Hazelwood Police Dept.	Hazardous Moving Violations	2	0.67	2	19	6.33	4	1589	529.67	517
HENRY	Henry County Sheriff's Office	Alcohol/Drug Involved	3	1.00	0	4	1.33	0	52	17.33	8
HENRY	Henry County Sheriff's Office	Speed - Exceeded Limit	0	0.00	0	2	0.67	0	9	3.00	1
HENRY	Henry County Sheriff's Office	Hazardous Moving Violations	4	1.33	4	8	2.67	1	234	78.00	94
	Highway Safety and Traffic Division	Alcohol/Drug Involved									
	Highway Safety and Traffic Division	Speed - Exceeded Limit									
	Highway Safety and Traffic Division	Hazardous Moving Violations									
HOLLISTER	Hollister Police Dept.	Alcohol/Drug Involved	0	0.00	0	0	0.00	1	10	3.33	2
HOLLISTER	Hollister Police Dept.	Speed - Exceeded Limit	0	0.00	1	1	0.33	0	10	3.33	3
HOLLISTER	Hollister Police Dept.	Hazardous Moving Violations	1	0.33	1	3	1.00	2	175	58.33	53
HOWELL	Howell County Sheriff's Dept.	Alcohol/Drug Involved	5	1.67	2	10	3.33	7	93	31.00	27
HOWELL	Howell County Sheriff's Dept.	Speed - Exceeded Limit	3	1.00	0	0	0.00	3	15	5.00	6
HOWELL	Howell County Sheriff's Dept.	Hazardous Moving Violations	15	5.00	3	46	15.33	14	496	165.33	144
INDEPENDENCE	Independence Police Dept.	Alcohol/Drug Involved	7	2.33	1	43	14.33	19	448	149.33	164
INDEPENDENCE	Independence Police Dept.	Speed - Exceeded Limit	9	3.00	1	39	13.00	12	331	110.33	106
INDEPENDENCE	Independence Police Dept.	Hazardous Moving Violations	22	7.33	3	272	90.67	85	3830	1276.67	1212
JACKSON	Jackson County Sheriff's Office	Alcohol/Drug Involved	2	0.67	1	8	2.67	1	77	25.67	11
JACKSON	Jackson County Sheriff's Office	Speed - Exceeded Limit	5	1.67	1	3	1.00	1	76	25.33	8
JACKSON	Jackson County Sheriff's Office	Hazardous Moving Violations	8	2.67	1	23	7.67	9	403	134.33	106
JACKSON	Jackson Police Dept.	Alcohol/Drug Involved	1	0.33	0	2	0.67	0	53	17.67	8
JACKSON	Jackson Police Dept.	Speed - Exceeded Limit	0	0.00	0	1	0.33	0	11	3.67	2
JACKSON	Jackson Police Dept.	Hazardous Moving Violations	4	1.33	0	5	1.67	2	637	212.33	167
JASPER	Jasper County Sheriff's Office	Alcohol/Drug Involved	2	0.67	2	16	5.33	3	146	48.67	24
JASPER	Jasper County Sheriff's Office	Speed - Exceeded Limit	3	1.00	2	2	0.67	0	30	10.00	11
JASPER	Jasper County Sheriff's Office	Hazardous Moving Violations	14	4.67	5	31	10.33	8	763	254.33	260
JEFFERSON CITY	Jefferson City Police Dept.	Alcohol/Drug Involved	1	0.33	0	9	3.00	5	143	47.67	65
JEFFERSON CITY	Jefferson City Police Dept.	Speed - Exceeded Limit	0	0.00	0	3	1.00	2	40	13.33	12
JEFFERSON CITY	Jefferson City Police Dept.	Hazardous Moving Violations	2	0.67	0	28	9.33	6	1735	578.33	510
JEFFERSON	Jefferson County Sheriff's Office	Alcohol/Drug Involved	25	8.33	7	40	13.33	15	451	150.33	206
JEFFERSON	Jefferson County Sheriff's Office	Speed - Exceeded Limit	12	4.00	1	18	6.00	7	161	53.67	57
JEFFERSON	Jefferson County Sheriff's Office	Hazardous Moving Violations	44	14.67	13	162	54.00	58	2988	996.00	1218
JOHNSON	Johnson County Sheriff's Dept.	Alcohol/Drug Involved	4	1.33	1	14	4.67	4	128	42.67	32
JOHNSON	Johnson County Sheriff's Dept.	Speed - Exceeded Limit	2	0.67	1	7	2.33	1	43	14.33	10
JOHNSON	Johnson County Sheriff's Dept.	Hazardous Moving Violations	18	6.00	4	63	21.00	26	859	286.33	282
JOPLIN	Joplin Police Dept.	Alcohol/Drug Involved	5	1.67	0	4	1.33	2	147	49.00	48
JOPLIN	Joplin Police Dept.	Speed - Exceeded Limit	2	0.67	0	7	2.33	0	85	28.33	23
JOPLIN	Joplin Police Dept.	Hazardous Moving Violations	6	2.00	0	32	10.67	5	2140	713.33	552
KANSAS CITY	Kansas City MO Board of Police Cor	Alcohol/Drug Involved	18	6.00	5	67	22.33	24	1341	447.00	269
KANSAS CITY	Kansas City MO Board of Police Cor	Speed - Exceeded Limit	33	11.00	11	92	30.67	36	1511	503.67	283
KANSAS CITY	Kansas City MO Board of Police Cor	Hazardous Moving Violations	132	44.00	41	429	143.00	143	21518	7172.67	3920
KEARNEY	Kearney Police Dept.	Alcohol/Drug Involved	0	0.00	0	1	0.33	0	25	8.33	9
KEARNEY	Kearney Police Dept.	Speed - Exceeded Limit	0	0.00	0	0	0.00	1	8	2.67	3
KEARNEY	Kearney Police Dept.	Hazardous Moving Violations	0	0.00	0	5	1.67	4	254	84.67	87
KENNETT	Kennett Police Dept.	Alcohol/Drug Involved	1	0.33	0	1	0.33	0	30	10.00	8
KENNETT	Kennett Police Dept.	Speed - Exceeded Limit	0	0.00	0	0	0.00	2	4	1.33	4
KENNETT	Kennett Police Dept.	Hazardous Moving Violations	0	0.00	0	1	0.33	2	106	35.33	40
KIRKWOOD	Kirkwood Police Dept.	Alcohol/Drug Involved	0	0.00	0	1	0.33	1	49	16.33	20
KIRKWOOD	Kirkwood Police Dept.	Speed - Exceeded Limit	0	0.00	0	2	0.67	0	22	7.33	5
KIRKWOOD	Kirkwood Police Dept.	Hazardous Moving Violations	2	0.67	1	19	6.33	1	917	305.67	298
KNOX	Knox County Sheriff's Office	Alcohol/Drug Involved	0	0.00	0	3	1.00	0	7	2.33	1

		Oct. 1, 2015 to Sept. 30, 2018	3 Year Average	Oct. 1, 2018 to Sept. 30, 2019	Oct. 1, 2015 to Sept. 30, 2018	3 Year Average	Oct. 1, 2018 to Sept. 30, 2019	Oct. 1, 2015 to Sept. 30, 2018	3 Year Average	Oct. 1, 2018 to Sept. 30, 2019	
Agency	Crash Type	Fatal Crashes	Fatal Crashes	Fatal Crashes	Serious Injury Crashes	Serious Injury Crashes	Serious Injury Crashes	Total Crashes	Total Crashes	Total Crashes	
KNOX	Knox County Sheriff's Office	Speed - Exceeded Limit	0	0.00	0	1	0.33	0	2	0.67	0
KNOX	Knox County Sheriff's Office	Hazardous Moving Violations	0	0.00	0	10	3.33	1	45	15.00	15
LAKE ST. LOUIS	Lake St Louis Police Dept.	Alcohol/Drug Involved	0	0.00	1	1	0.33	1	55	18.33	22
LAKE ST. LOUIS	Lake St Louis Police Dept.	Speed - Exceeded Limit	0	0.00	0	4	1.33	1	45	15.00	9
LAKE ST. LOUIS	Lake St Louis Police Dept.	Hazardous Moving Violations	3	1.00	1	10	3.33	5	791	263.67	313
LAMAR	Lamar Police Dept.	Alcohol/Drug Involved	0	0.00	0	0	0.00	0	5	1.67	2
LAMAR	Lamar Police Dept.	Speed - Exceeded Limit	0	0.00	0	0	0.00	0	3	1.00	0
LAMAR	Lamar Police Dept.	Hazardous Moving Violations	0	0.00	0	1	0.33	2	35	11.67	13
LAWRENCE	Lawrence County Sheriff's Dept.	Alcohol/Drug Involved	4	1.33	1	12	4.00	1	97	32.33	10
LAWRENCE	Lawrence County Sheriff's Dept.	Speed - Exceeded Limit	1	0.33	2	3	1.00	0	29	9.67	7
LAWRENCE	Lawrence County Sheriff's Dept.	Hazardous Moving Violations	9	3.00	4	45	15.00	5	540	180.00	158
LEES SUMMIT	Lee's Summit Police Dept.	Alcohol/Drug Involved	6	2.00	0	7	2.33	4	203	67.67	39
LEES SUMMIT	Lee's Summit Police Dept.	Speed - Exceeded Limit	5	1.67	0	5	1.67	4	81	27.00	20
LEES SUMMIT	Lee's Summit Police Dept.	Hazardous Moving Violations	10	3.33	1	42	14.00	12	2724	908.00	659
LIBERTY	Liberty Police Dept.	Alcohol/Drug Involved	0	0.00	0	5	1.67	1	102	34.00	32
LIBERTY	Liberty Police Dept.	Speed - Exceeded Limit	0	0.00	1	2	0.67	1	23	7.67	13
LIBERTY	Liberty Police Dept.	Hazardous Moving Violations	2	0.67	1	24	8.00	6	1221	407.00	406
LINCOLN	Lincoln County Sheriff's Dept.	Alcohol/Drug Involved	4	1.33	3	22	7.33	7	124	41.33	37
LINCOLN	Lincoln County Sheriff's Dept.	Speed - Exceeded Limit	2	0.67	1	6	2.00	7	45	15.00	21
LINCOLN	Lincoln County Sheriff's Dept.	Hazardous Moving Violations	15	5.00	5	56	18.67	18	594	198.00	167
LIVINGSTON	Livingston County Sheriff's Dept.	Alcohol/Drug Involved	1	0.33	0	5	1.67	2	30	10.00	7
LIVINGSTON	Livingston County Sheriff's Dept.	Speed - Exceeded Limit	1	0.33	1	1	0.33	0	10	3.33	3
LIVINGSTON	Livingston County Sheriff's Dept.	Hazardous Moving Violations	2	0.67	2	7	2.33	1	156	52.00	52
MACON	Macon Police Dept.	Alcohol/Drug Involved	0	0.00	0	0	0.00	0	19	6.33	2
MACON	Macon Police Dept.	Speed - Exceeded Limit	0	0.00	0	0	0.00	1	9	3.00	4
MACON	Macon Police Dept.	Hazardous Moving Violations	0	0.00	0	3	1.00	2	138	46.00	49
MADISON	Madison County Sheriff's Office	Alcohol/Drug Involved	1	0.33	1	0	0.00	0	24	8.00	6
MADISON	Madison County Sheriff's Office	Speed - Exceeded Limit	0	0.00	0	0	0.00	0	3	1.00	0
MADISON	Madison County Sheriff's Office	Hazardous Moving Violations	4	1.33	0	3	1.00	4	194	64.67	58
MANCHESTER	Manchester Police Dept.	Alcohol/Drug Involved	0	0.00	1	1	0.33	0	42	14.00	9
MANCHESTER	Manchester Police Dept.	Speed - Exceeded Limit	0	0.00	0	2	0.67	0	19	6.33	6
MANCHESTER	Manchester Police Dept.	Hazardous Moving Violations	2	0.67	1	2	0.67	3	770	256.67	251
MARSHALL	Marshall Police Dept.	Alcohol/Drug Involved	0	0.00	0	0	0.00	0	13	4.33	5
MARSHALL	Marshall Police Dept.	Speed - Exceeded Limit	0	0.00	0	0	0.00	0	15	5.00	8
MARSHALL	Marshall Police Dept.	Hazardous Moving Violations	0	0.00	0	1	0.33	0	118	39.33	52
MARYLAND HEIGHTS	Maryland Heights Police Dept.	Alcohol/Drug Involved	0	0.00	0	3	1.00	4	133	44.33	55
MARYLAND HEIGHTS	Maryland Heights Police Dept.	Speed - Exceeded Limit	1	0.33	0	9	3.00	3	63	21.00	22
MARYLAND HEIGHTS	Maryland Heights Police Dept.	Hazardous Moving Violations	3	1.00	0	32	10.67	19	2049	683.00	755
GENERAL	Missouri Division of Alcohol and Tobacco Control										
GENERAL	Missouri State Highway Patrol										
MONETT	Monett Police Dept.	Alcohol/Drug Involved	1	0.33	0	1	0.33	1	29	9.67	7
MONETT	Monett Police Dept.	Speed - Exceeded Limit	0	0.00	0	0	0.00	1	9	3.00	3
MONETT	Monett Police Dept.	Hazardous Moving Violations	1	0.33	0	1	0.33	1	227	75.67	60
MOUNTAIN VIEW	Mountain View Police Dept.	Alcohol/Drug Involved	1	0.33	0	0	0.00	0	9	3.00	1
MOUNTAIN VIEW	Mountain View Police Dept.	Speed - Exceeded Limit	0	0.00	0	1	0.33	0	6	2.00	1
MOUNTAIN VIEW	Mountain View Police Dept.	Hazardous Moving Violations	1	0.33	0	2	0.67	0	22	7.33	5
NEOSHO	Neosho Police Dept.	Alcohol/Drug Involved	0	0.00	0	5	1.67	1	43	14.33	4
NEOSHO	Neosho Police Dept.	Speed - Exceeded Limit	0	0.00	0	2	0.67	0	12	4.00	2
NEOSHO	Neosho Police Dept.	Hazardous Moving Violations	0	0.00	0	19	6.33	3	386	128.67	57
NEVADA	Nevada Police Dept.	Alcohol/Drug Involved	0	0.00	0	4	1.33	1	17	5.67	8
NEVADA	Nevada Police Dept.	Speed - Exceeded Limit	0	0.00	0	4	1.33	1	15	5.00	5

		Oct. 1, 2015 to Sept. 30, 2018	3 Year Average	Oct. 1, 2018 to Sept. 30, 2019	Oct. 1, 2015 to Sept. 30, 2018	3 Year Average	Oct. 1, 2018 to Sept. 30, 2019	Oct. 1, 2015 to Sept. 30, 2018	3 Year Average	Oct. 1, 2018 to Sept. 30, 2019	
Agency	Crash Type	Fatal Crashes	Fatal Crashes	Fatal Crashes	Serious Injury Crashes	Serious Injury Crashes	Serious Injury Crashes	Total Crashes	Total Crashes	Total Crashes	
NEVADA	Nevada Police Dept.	Hazardous Moving Violations	0	0.00	0	4	1.33	2	187	62.33	64
NEWTON	Newton County Sheriff's Office	Alcohol/Drug Involved	9	3.00	3	3	1.00	3	156	52.00	35
NEWTON	Newton County Sheriff's Office	Speed - Exceeded Limit	5	1.67	0	4	1.33	0	33	11.00	7
NEWTON	Newton County Sheriff's Office	Hazardous Moving Violations	20	6.67	3	52	17.33	13	832	277.33	233
NIXA	Nixa Police Dept.	Alcohol/Drug Involved	0	0.00	0	2	0.67	0	40	13.33	8
NIXA	Nixa Police Dept.	Speed - Exceeded Limit	0	0.00	0	0	0.00	0	18	6.00	6
NIXA	Nixa Police Dept.	Hazardous Moving Violations	0	0.00	0	9	3.00	2	302	100.67	106
O'FALLON	O'Fallon Police Dept.	Alcohol/Drug Involved	1	0.33	0	9	3.00	3	174	58.00	58
O'FALLON	O'Fallon Police Dept.	Speed - Exceeded Limit	2	0.67	0	4	1.33	2	77	25.67	16
O'FALLON	O'Fallon Police Dept.	Hazardous Moving Violations	4	1.33	2	22	7.33	8	2240	746.67	825
OAK GROVE	Oak Grove Police Dept	Alcohol/Drug Involved	0	0.00	0	1	0.33	2	18	6.00	11
OAK GROVE	Oak Grove Police Dept	Speed - Exceeded Limit	0	0.00	1	0	0.00	0	9	3.00	9
OAK GROVE	Oak Grove Police Dept	Hazardous Moving Violations	0	0.00	1	0	0.00	2	130	43.33	58
OLIVETTE	Olivette Police Dept.	Alcohol/Drug Involved	0	0.00	0	1	0.33	1	28	9.33	6
OLIVETTE	Olivette Police Dept.	Speed - Exceeded Limit	0	0.00	0	0	0.00	0	7	2.33	2
OLIVETTE	Olivette Police Dept.	Hazardous Moving Violations	0	0.00	0	4	1.33	2	403	134.33	122
OSAGE BEACH	Osage Beach Police Dept.	Alcohol/Drug Involved	0	0.00	0	1	0.33	0	37	12.33	16
OSAGE BEACH	Osage Beach Police Dept.	Speed - Exceeded Limit	0	0.00	0	2	0.67	0	10	3.33	4
OSAGE BEACH	Osage Beach Police Dept.	Hazardous Moving Violations	0	0.00	0	7	2.33	2	368	122.67	98
OVERLAND	Overland Police Dept.	Alcohol/Drug Involved	0	0.00	0	6	2.00	1	77	25.67	23
OVERLAND	Overland Police Dept.	Speed - Exceeded Limit	0	0.00	0	11	3.67	3	198	66.00	55
OVERLAND	Overland Police Dept.	Hazardous Moving Violations	1	0.33	0	22	7.33	3	1132	377.33	346
OZARK	Ozark Police Dept.	Alcohol/Drug Involved	0	0.00	0	3	1.00	0	40	13.33	14
OZARK	Ozark Police Dept.	Speed - Exceeded Limit	0	0.00	0	2	0.67	2	35	11.67	8
OZARK	Ozark Police Dept.	Hazardous Moving Violations	1	0.33	0	20	6.67	6	610	203.33	201
PETTIS	Pettis County Sheriff's Office	Alcohol/Drug Involved	4	1.33	3	9	3.00	1	84	28.00	18
PETTIS	Pettis County Sheriff's Office	Speed - Exceeded Limit	1	0.33	1	5	1.67	0	35	11.67	11
PETTIS	Pettis County Sheriff's Office	Hazardous Moving Violations	9	3.00	5	35	11.67	7	443	147.67	158
PEVELY	Pevely Police Dept.	Alcohol/Drug Involved	0	0.00	0	3	1.00	0	27	9.00	5
PEVELY	Pevely Police Dept.	Speed - Exceeded Limit	1	0.33	1	1	0.33	0	19	6.33	8
PEVELY	Pevely Police Dept.	Hazardous Moving Violations	1	0.33	1	6	2.00	2	241	80.33	127
PHELPS	Phelps County Sheriff's Dept.	Alcohol/Drug Involved	6	2.00	3	9	3.00	2	68	22.67	19
PHELPS	Phelps County Sheriff's Dept.	Speed - Exceeded Limit	2	0.67	0	0	0.00	0	18	6.00	2
PHELPS	Phelps County Sheriff's Dept.	Hazardous Moving Violations	19	6.33	6	29	9.67	9	820	273.33	216
PLATTE	Platte County Sheriff's Office	Alcohol/Drug Involved	6	2.00	1	7	2.33	4	115	38.33	29
PLATTE	Platte County Sheriff's Office	Speed - Exceeded Limit	6	2.00	0	11	3.67	1	68	22.67	17
PLATTE	Platte County Sheriff's Office	Hazardous Moving Violations	10	3.33	1	23	7.67	4	520	173.33	199
PLEASANT HILL	Pleasant Hill Police Dept.	Alcohol/Drug Involved	0	0.00	0	1	0.33	0	19	6.33	7
PLEASANT HILL	Pleasant Hill Police Dept.	Speed - Exceeded Limit	0	0.00	0	0	0.00	0	6	2.00	6
PLEASANT HILL	Pleasant Hill Police Dept.	Hazardous Moving Violations	0	0.00	0	3	1.00	1	112	37.33	35
POTOSI	Potosi Police Dept.	Alcohol/Drug Involved	0	0.00	0	0	0.00	0	7	2.33	3
POTOSI	Potosi Police Dept.	Speed - Exceeded Limit	0	0.00	0	1	0.33	1	13	4.33	2
POTOSI	Potosi Police Dept.	Hazardous Moving Violations	0	0.00	0	5	1.67	1	89	29.67	25
RAYMORE	Raymore Police Dept.	Alcohol/Drug Involved	0	0.00	0	0	0.00	1	15	5.00	11
RAYMORE	Raymore Police Dept.	Speed - Exceeded Limit	0	0.00	0	0	0.00	0	15	5.00	4
RAYMORE	Raymore Police Dept.	Hazardous Moving Violations	0	0.00	0	5	1.67	1	229	76.33	70
RAYTOWN	Raytown Police Dept.	Alcohol/Drug Involved	0	0.00	0	4	1.33	3	102	34.00	26
RAYTOWN	Raytown Police Dept.	Speed - Exceeded Limit	1	0.33	0	4	1.33	1	71	23.67	18
RAYTOWN	Raytown Police Dept.	Hazardous Moving Violations	2	0.67	1	12	4.00	6	643	214.33	158
REPUBLIC	Republic Police Dept.	Alcohol/Drug Involved	2	0.67	0	4	1.33	1	56	18.67	9
REPUBLIC	Republic Police Dept.	Speed - Exceeded Limit	0	0.00	0	6	2.00	0	27	9.00	1

		Oct. 1, 2015 to Sept. 30, 2018	3 Year Average	Oct. 1, 2018 to Sept. 30, 2019	Oct. 1, 2015 to Sept. 30, 2018	3 Year Average	Oct. 1, 2018 to Sept. 30, 2019	Oct. 1, 2015 to Sept. 30, 2018	3 Year Average	Oct. 1, 2018 to Sept. 30, 2019	
Agency	Crash Type	Fatal Crashes	Fatal Crashes	Fatal Crashes	Serious Injury Crashes	Serious Injury Crashes	Serious Injury Crashes	Total Crashes	Total Crashes	Total Crashes	
REPUBLIC	Republic Police Dept.	Hazardous Moving Violations	1	0.33	0	13	4.33	0	245	81.67	48
REYNOLDS	Reynolds County Sheriff's Office	Alcohol/Drug Involved	1	0.33	1	0	0.00	0	25	8.33	11
REYNOLDS	Reynolds County Sheriff's Office	Speed - Exceeded Limit	0	0.00	1	0	0.00	0	2	0.67	3
REYNOLDS	Reynolds County Sheriff's Office	Hazardous Moving Violations	3	1.00	4	0	0.00	0	74	24.67	41
RICHMOND HEIGHTS	Richmond Heights Police Dept.	Alcohol/Drug Involved	0	0.00	0	2	0.67	0	44	14.67	9
RICHMOND HEIGHTS	Richmond Heights Police Dept.	Speed - Exceeded Limit	0	0.00	0	0	0.00	0	18	6.00	6
RICHMOND HEIGHTS	Richmond Heights Police Dept.	Hazardous Moving Violations	1	0.33	1	12	4.00	2	1417	472.33	467
ROGERSVILLE	Rogersville Police Dept.	Alcohol/Drug Involved	0	0.00	0	2	0.67	0	9	3.00	5
ROGERSVILLE	Rogersville Police Dept.	Speed - Exceeded Limit	0	0.00	0	2	0.67	0	5	1.67	3
ROGERSVILLE	Rogersville Police Dept.	Hazardous Moving Violations	0	0.00	0	5	1.67	1	79	26.33	30
ROLLA	Rolla Police Dept.	Alcohol/Drug Involved	1	0.33	0	1	0.33	0	73	24.33	12
ROLLA	Rolla Police Dept.	Speed - Exceeded Limit	2	0.67	0	5	1.67	2	29	9.67	11
ROLLA	Rolla Police Dept.	Hazardous Moving Violations	5	1.67	1	17	5.67	6	1195	398.33	367
SCOTT	Scott County Sheriff's Office	Alcohol/Drug Involved	1	0.33	1	7	2.33	4	60	20.00	21
SCOTT	Scott County Sheriff's Office	Speed - Exceeded Limit	0	0.00	0	0	0.00	1	9	3.00	3
SCOTT	Scott County Sheriff's Office	Hazardous Moving Violations	3	1.00	4	21	7.00	7	474	158.00	159
SEDALIA	Sedalia Police Dept.	Alcohol/Drug Involved	1	0.33	0	2	0.67	1	101	33.67	10
SEDALIA	Sedalia Police Dept.	Speed - Exceeded Limit	2	0.67	0	4	1.33	1	48	16.00	3
SEDALIA	Sedalia Police Dept.	Hazardous Moving Violations	3	1.00	1	14	4.67	8	1008	336.00	155
SENECA	Seneca Police Dept.	Alcohol/Drug Involved	1	0.33	0	1	0.33	0	7	2.33	1
SENECA	Seneca Police Dept.	Speed - Exceeded Limit	1	0.33	0	2	0.67	0	4	1.33	0
SENECA	Seneca Police Dept.	Hazardous Moving Violations	2	0.67	0	5	1.67	0	25	8.33	4
SHREWSBURY	Shrewsbury Police Dept.	Alcohol/Drug Involved	0	0.00	0	1	0.33	0	15	5.00	4
SHREWSBURY	Shrewsbury Police Dept.	Speed - Exceeded Limit	1	0.33	0	1	0.33	1	7	2.33	3
SHREWSBURY	Shrewsbury Police Dept.	Hazardous Moving Violations	1	0.33	0	2	0.67	1	243	81.00	61
SMITHVILLE	Smithville Police Dept.	Alcohol/Drug Involved	0	0.00	1	3	1.00	0	29	9.67	8
SMITHVILLE	Smithville Police Dept.	Speed - Exceeded Limit	1	0.33	0	2	0.67	1	19	6.33	2
SMITHVILLE	Smithville Police Dept.	Hazardous Moving Violations	1	0.33	1	8	2.67	2	129	43.00	68
SPARTA	Sparta Police Dept.	Alcohol/Drug Involved	0	0.00	0	0	0.00	0	6	2.00	0
SPARTA	Sparta Police Dept.	Speed - Exceeded Limit	1	0.33	0	0	0.00	0	2	0.67	0
SPARTA	Sparta Police Dept.	Hazardous Moving Violations	1	0.33	0	0	0.00	0	27	9.00	3
SPRINGFIELD	Springfield Police Dept.	Alcohol/Drug Involved	6	2.00	1	40	13.33	14	783	261.00	273
SPRINGFIELD	Springfield Police Dept.	Speed - Exceeded Limit	11	3.67	4	30	10.00	12	404	134.67	120
SPRINGFIELD	Springfield Police Dept.	Hazardous Moving Violations	20	6.67	7	112	37.33	49	4334	1444.67	1475
ST. ANN	St. Ann Police Dept.	Alcohol/Drug Involved	0	0.00	1	2	0.67	0	24	8.00	6
ST. ANN	St. Ann Police Dept.	Speed - Exceeded Limit	0	0.00	1	5	1.67	0	43	14.33	17
ST. ANN	St. Ann Police Dept.	Hazardous Moving Violations	0	0.00	2	6	2.00	3	202	67.33	71
ST. CHARLES	St. Charles City Police Dept.	Alcohol/Drug Involved	2	0.67	1	13	4.33	2	309	103.00	96
ST. CHARLES	St. Charles City Police Dept.	Speed - Exceeded Limit	2	0.67	0	7	2.33	2	85	28.33	22
ST. CHARLES	St. Charles City Police Dept.	Hazardous Moving Violations	6	2.00	1	31	10.33	10	2646	882.00	884
ST. CHARLES	St. Charles County Police Department	Alcohol/Drug Involved	13	4.33	4	13	4.33	7	245	81.67	74
ST. CHARLES	St. Charles County Police Department	Speed - Exceeded Limit	7	2.33	0	23	7.67	4	215	71.67	31
ST. CHARLES	St. Charles County Police Department	Hazardous Moving Violations	27	9.00	5	86	28.67	20	2453	817.67	466
ST. CLAIR	St. Clair County Sheriff's Office	Alcohol/Drug Involved	2	0.67	0	0	0.00	1	21	7.00	6
ST. CLAIR	St. Clair County Sheriff's Office	Speed - Exceeded Limit	0	0.00	0	1	0.33	0	5	1.67	0
ST. CLAIR	St. Clair County Sheriff's Office	Hazardous Moving Violations	3	1.00	1	11	3.67	3	137	45.67	39
ST. CLAIR	St. Clair Police Dept.	Alcohol/Drug Involved	2	0.67	0	2	0.67	2	21	7.00	3
ST. CLAIR	St. Clair Police Dept.	Speed - Exceeded Limit	0	0.00	0	1	0.33	0	13	4.33	2
ST. CLAIR	St. Clair Police Dept.	Hazardous Moving Violations	2	0.67	0	5	1.67	3	241	80.33	84
ST. JOHN	St. John Police Dept.	Alcohol/Drug Involved	0	0.00	0	2	0.67	2	42	14.00	10
ST. JOHN	St. John Police Dept.	Speed - Exceeded Limit	0	0.00	0	1	0.33	3	23	7.67	13

		Oct. 1, 2015 to Sept. 30, 2018	3 Year Average	Oct. 1, 2018 to Sept. 30, 2019	Oct. 1, 2015 to Sept. 30, 2018	3 Year Average	Oct. 1, 2018 to Sept. 30, 2019	Oct. 1, 2015 to Sept. 30, 2018	3 Year Average	Oct. 1, 2018 to Sept. 30, 2019	
Agency	Crash Type	Fatal Crashes	Fatal Crashes	Fatal Crashes	Serious Injury Crashes	Serious Injury Crashes	Serious Injury Crashes	Total Crashes	Total Crashes	Total Crashes	
ST. JOHN	St. John Police Dept.	Hazardous Moving Violations	0	0.00	0	3	1.00	4	207	69.00	50
ST. JOSEPH	St. Joseph Police Dept.	Alcohol/Drug Involved	6	2.00	3	17	5.67	5	310	103.33	96
ST. JOSEPH	St. Joseph Police Dept.	Speed - Exceeded Limit	7	2.33	3	13	4.33	9	140	46.67	39
ST. JOSEPH	St. Joseph Police Dept.	Hazardous Moving Violations	11	3.67	3	118	39.33	18	3408	1136.00	1009
ST. LOUIS	St. Louis County Police Dept.	Alcohol/Drug Involved	11	3.67	4	40	13.33	12	655	218.33	215
ST. LOUIS	St. Louis County Police Dept.	Speed - Exceeded Limit	21	7.00	2	54	18.00	17	553	184.33	164
ST. LOUIS	St. Louis County Police Dept.	Hazardous Moving Violations	46	15.33	7	206	68.67	56	10462	3487.33	3746
ST. PETERS	St. Peters Police Dept.	Alcohol/Drug Involved	1	0.33	0	7	2.33	2	201	67.00	43
ST. PETERS	St. Peters Police Dept.	Speed - Exceeded Limit	2	0.67	2	6	2.00	1	99	33.00	18
ST. PETERS	St. Peters Police Dept.	Hazardous Moving Violations	5	1.67	3	37	12.33	7	2294	764.67	494
ST. ROBERT	St. Robert Police Dept.	Alcohol/Drug Involved	0	0.00	0	1	0.33	1	56	18.67	12
ST. ROBERT	St. Robert Police Dept.	Speed - Exceeded Limit	1	0.33	0	2	0.67	2	33	11.00	11
ST. ROBERT	St. Robert Police Dept.	Hazardous Moving Violations	1	0.33	0	8	2.67	3	381	127.00	102
STE. GENEVIEVE	Ste. Genevieve County Sheriff's Offi	Alcohol/Drug Involved	6	2.00	0	5	1.67	0	65	21.67	22
STE. GENEVIEVE	Ste. Genevieve County Sheriff's Offi	Speed - Exceeded Limit	1	0.33	0	0	0.00	0	22	7.33	6
STE. GENEVIEVE	Ste. Genevieve County Sheriff's Offi	Hazardous Moving Violations	13	4.33	2	25	8.33	6	464	154.67	171
STONE	Stone County Sheriff's Office	Alcohol/Drug Involved	5	1.67	1	17	5.67	5	129	43.00	38
STONE	Stone County Sheriff's Office	Speed - Exceeded Limit	4	1.33	1	7	2.33	0	36	12.00	8
STONE	Stone County Sheriff's Office	Hazardous Moving Violations	16	5.33	5	59	19.67	16	750	250.00	237
SUGAR CREEK	Sugar Creek Police Dept.	Alcohol/Drug Involved	0	0.00	0	1	0.33	0	18	6.00	4
SUGAR CREEK	Sugar Creek Police Dept.	Speed - Exceeded Limit	0	0.00	0	3	1.00	0	24	8.00	8
SUGAR CREEK	Sugar Creek Police Dept.	Hazardous Moving Violations	0	0.00	0	4	1.33	0	76	25.33	22
SULLIVAN	Sullivan Police Dept.	Alcohol/Drug Involved	1	0.33	1	2	0.67	0	20	6.67	9
SULLIVAN	Sullivan Police Dept.	Speed - Exceeded Limit	1	0.33	0	1	0.33	0	14	4.67	2
SULLIVAN	Sullivan Police Dept.	Hazardous Moving Violations	2	0.67	1	3	1.00	0	135	45.00	54
TOWN AND COUNTRY	Town & Country Police Dept.	Alcohol/Drug Involved	0	0.00	0	3	1.00	0	84	28.00	27
TOWN AND COUNTRY	Town & Country Police Dept.	Speed - Exceeded Limit	0	0.00	1	1	0.33	0	25	8.33	3
TOWN AND COUNTRY	Town & Country Police Dept.	Hazardous Moving Violations	4	1.33	2	13	4.33	0	1859	619.67	489
TROY	Troy Police Dept.	Alcohol/Drug Involved	0	0.00	0	4	1.33	0	24	8.00	4
TROY	Troy Police Dept.	Speed - Exceeded Limit	0	0.00	0	1	0.33	1	8	2.67	6
TROY	Troy Police Dept.	Hazardous Moving Violations	1	0.33	0	5	1.67	3	327	109.00	97
UNION	Union Police Dept.	Alcohol/Drug Involved	4	1.33	0	0	0.00	1	33	11.00	13
UNION	Union Police Dept.	Speed - Exceeded Limit	0	0.00	0	0	0.00	1	11	3.67	9
UNION	Union Police Dept.	Hazardous Moving Violations	4	1.33	0	8	2.67	4	317	105.67	123
UNIVERSITY CITY	University City Police Dept.	Alcohol/Drug Involved	1	0.33	0	1	0.33	1	53	17.67	10
UNIVERSITY CITY	University City Police Dept.	Speed - Exceeded Limit	1	0.33	0	1	0.33	1	39	13.00	2
UNIVERSITY CITY	University City Police Dept.	Hazardous Moving Violations	1	0.33	0	8	2.67	2	537	179.00	71
VELDA CITY	Velda City Police Dept.	Alcohol/Drug Involved	0	0.00	0	0	0.00	0	1	0.33	0
VELDA CITY	Velda City Police Dept.	Speed - Exceeded Limit	0	0.00	0	1	0.33	0	4	1.33	0
VELDA CITY	Velda City Police Dept.	Hazardous Moving Violations	0	0.00	0	2	0.67	0	14	4.67	1
VERNON	Vernon County Sheriff's Office	Alcohol/Drug Involved	1	0.33	1	0	0.00	0	28	9.33	7
VERNON	Vernon County Sheriff's Office	Speed - Exceeded Limit	0	0.00	1	0	0.00	1	2	0.67	3
VERNON	Vernon County Sheriff's Office	Hazardous Moving Violations	4	1.33	2	14	4.67	6	192	64.00	61
VINITA PARK	Vinita Park Police Dept.	Alcohol/Drug Involved	0	0.00	0	0	0.00	0	4	1.33	0
VINITA PARK	Vinita Park Police Dept.	Speed - Exceeded Limit	0	0.00	0	1	0.33	0	14	4.67	1
VINITA PARK	Vinita Park Police Dept.	Hazardous Moving Violations	0	0.00	0	2	0.67	1	55	18.33	19
WARRENTON	Warrenton Police Dept.	Alcohol/Drug Involved	0	0.00	0	2	0.67	1	26	8.67	7
WARRENTON	Warrenton Police Dept.	Speed - Exceeded Limit	0	0.00	0	1	0.33	0	16	5.33	5
WARRENTON	Warrenton Police Dept.	Hazardous Moving Violations	0	0.00	0	5	1.67	2	403	134.33	92
WASHINGTON	Washington County Sheriff's Office	Alcohol/Drug Involved	4	1.33	0	13	4.33	2	85	28.33	17
WASHINGTON	Washington County Sheriff's Office	Speed - Exceeded Limit	2	0.67	0	1	0.33	2	16	5.33	2

		Oct. 1, 2015 to Sept. 30, 2018	3 Year Average	Oct. 1, 2018 to Sept. 30, 2019	Oct. 1, 2015 to Sept. 30, 2018	3 Year Average	Oct. 1, 2018 to Sept. 30, 2019	Oct. 1, 2015 to Sept. 30, 2018	3 Year Average	Oct. 1, 2018 to Sept. 30, 2019	
Agency	Crash Type	Fatal Crashes	Fatal Crashes	Fatal Crashes	Serious Injury Crashes	Serious Injury Crashes	Serious Injury Crashes	Total Crashes	Total Crashes	Total Crashes	
WASHINGTON	Washington County Sheriff's Office	Hazardous Moving Violations	10	3.33	0	35	11.67	10	341	113.67	86
WASHINGTON	Washington Police Dept.	Alcohol/Drug Involved	1	0.33	1	0	0.00	1	62	20.67	19
WASHINGTON	Washington Police Dept.	Speed - Exceeded Limit	1	0.33	1	0	0.00	1	16	5.33	8
WASHINGTON	Washington Police Dept.	Hazardous Moving Violations	2	0.67	1	9	3.00	4	643	214.33	209
WAYNE	Wayne County Sheriff's Office	Alcohol/Drug Involved	4	1.33	1	4	1.33	0	57	19.00	12
WAYNE	Wayne County Sheriff's Office	Speed - Exceeded Limit	0	0.00	0	0	0.00	0	2	0.67	0
WAYNE	Wayne County Sheriff's Office	Hazardous Moving Violations	6	2.00	3	15	5.00	7	301	100.33	94
WAYNESVILLE	Waynesville Police Dept.	Alcohol/Drug Involved	0	0.00	0	1	0.33	1	17	5.67	11
WAYNESVILLE	Waynesville Police Dept.	Speed - Exceeded Limit	0	0.00	0	1	0.33	1	13	4.33	2
WAYNESVILLE	Waynesville Police Dept.	Hazardous Moving Violations	0	0.00	0	2	0.67	1	104	34.67	57
WEBB CITY	Webb City Police Dept.	Alcohol/Drug Involved	0	0.00	0	0	0.00	0	22	7.33	12
WEBB CITY	Webb City Police Dept.	Speed - Exceeded Limit	0	0.00	0	0	0.00	0	11	3.67	4
WEBB CITY	Webb City Police Dept.	Hazardous Moving Violations	0	0.00	0	0	0.00	0	297	99.00	118
WEBSTER	Webster County Sherriff's Dept.	Alcohol/Drug Involved	3	1.00	0	10	3.33	8	80	26.67	30
WEBSTER	Webster County Sherriff's Dept.	Speed - Exceeded Limit	1	0.33	0	0	0.00	0	11	3.67	3
WEBSTER	Webster County Sherriff's Dept.	Hazardous Moving Violations	6	2.00	3	48	16.00	14	0	0.00	183
WEBSTER GROVES	Webster Groves Police Dept.	Alcohol/Drug Involved	0	0.00	0	1	0.33	1	41	13.67	11
WEBSTER GROVES	Webster Groves Police Dept.	Speed - Exceeded Limit	0	0.00	0	1	0.33	0	16	5.33	5
WEBSTER GROVES	Webster Groves Police Dept.	Hazardous Moving Violations	0	0.00	0	4	1.33	0	477	159.00	149
WENTZVILLE	Wentzville Police Dept.	Alcohol/Drug Involved	3	1.00	0	4	1.33	2	81	27.00	29
WENTZVILLE	Wentzville Police Dept.	Speed - Exceeded Limit	1	0.33	0	2	0.67	2	36	12.00	16
WENTZVILLE	Wentzville Police Dept.	Hazardous Moving Violations	3	1.00	2	13	4.33	5	1075	358.33	395
WEST PLAINS	West Plains Police Dept.	Alcohol/Drug Involved	0	0.00	0	1	0.33	0	35	11.67	14
WEST PLAINS	West Plains Police Dept.	Speed - Exceeded Limit	1	0.33	0	0	0.00	0	26	8.67	2
WEST PLAINS	West Plains Police Dept.	Hazardous Moving Violations	2	0.67	1	3	1.00	1	522	174.00	112

Appendix C

FY19 Highway Safety Project Summaries and Projects Not Implemented

Planning & Administration

Project	Title	Subrecipient	Awarded	Annual Report Summary
19-PA-02-001	2019 Planning & Administration	Highway Safety and Traffic Division	\$115,000.00	This project was used to cover Highway Safety staff expenses for work-related travel, registration fees for conferences (IACP-DAID, Blueprint, etc), GHSA membership, staff payroll, office supplies and phone expenses, and website maintenance. In addition, 35,000 Roadwise Teen Driving guides were purchased, along with 117,811 total other publications.

Public Information & Education

Project	Title	Subrecipient	Award	Annual Report Summary
19-154-AL-114	Alliance Sports Marketing	Highway Safety and Traffic Division	\$80,000.00	Funding for this project allows for a physical and advertising presence at minor league and dirt track racing sports venues. The DSOGPO message is prominent and they attend approximately 20 events per season.
19-PM-02-005	Work Zone Awareness Campaign	Highway Safety and Traffic Division	\$50,000.00	The funding for this project goes to paid media advertising for work zone awareness. These messages are displayed over Work Zone Awareness week in April, and on through the construction season.
19-PM-02-007	PI Creative Services and Paid Media	Highway Safety and Traffic Division	\$150,000.00	The funding for this project goes to creative services for new highway safety messages.

19-PM-02-006	Bike/Pedestrian and Distracted Driving	Highway Safety and Traffic Division	\$150,000.00	Funding for this project goes to paid media for bike and pedestrian awareness messaging. A campaign is held for a week in June with the messages being spread out through the summer biking and walking time frames.
19-PM-02-004	Buckle Up Phone Down Paid Media	Highway Safety and Traffic Division	\$200,000.00	Funding for this project goes for paid media with the Buckle Up Phone Down messages.
19-RH-02-001	Missouri Operation Lifesaver	Missouri Operation Lifesaver	\$15,000.00	This project conducted safety presentations, Positive Enforcement Efforts, Officer on the Train programs, and Grade Crossing Collision Investigation courses across Missouri. Eight counties were targeted that have been identified as having the most highway-rail collision/trespass incidents and unsafe motorist actions for the past two years. These eight counties had 11 of all collisions and incidents, as well as, most of the fatalities and injuries.
19-PT-02-069	Traffic Safety Informational Initiative	Olivette Police Dept.	\$1,630.49	Safety materials and supplies to supplement the education/ enforcement efforts were provided to the recipients.

Aggressive Drivers

Project	Title	Subrecipient	Award	Annual Report Summary
19-PT-02-037	HMV Enforcement	Arnold Police Dept.	\$12,000.00	
19-PT-02-048	HMV Enforcement	Ballwin Police Dept.	\$7,000.00	
19-PT-02-002	HMV Enforcement	Belton Police Dept.	\$11,183.00	
19-PT-02-003	HMV Enforcement	Blue Springs Police Dept.	\$11,390.00	
19-PT-02-036	HMV Enforcement	Bolivar Police Dept.	\$7,200.00	
19-PT-02-038	HMV Enforcement	Boone County Sheriff's Dept.	\$18,530.00	
19-PT-02-039	HMV Enforcement	Branson Police Dept.	\$3,500.00	
19-PT-02-004	HMV Enforcement	Buchanan County Sheriff's Dept.	\$13,100.00	

19-PT-02-049	HMV Enforcement	Butler County Sheriff's Office	\$4,500.00
19-PT-02-040	HMV Enforcement	Callaway County Sheriff's Office	\$6,720.00
19-PT-02-060	HMV Enforcement	Calverton Park Police Dept.	\$2,700.00
19-PT-02-041	HMV Enforcement	Camden County Sheriff's Office	\$7,000.00
19-PT-02-042	HMV Enforcement	Camdenton Police Dept.	\$1,200.00
19-PT-02-005	HMV Enforcement	Cameron Police Dept.	\$9,000.00
19-PT-02-062	HMV Enforcement	Cape Girardeau Police Dept.	\$7,000.00
19-PT-02-006	HMV Enforcement	Cass County Sheriff's Office	\$7,000.00
19-PT-02-063	HMV Enforcement	Chesterfield Police Dept.	\$9,250.00
19-PT-02-007	HMV Enforcement	Chillicothe Police Dept.	\$4,000.00
19-PT-02-043	HMV Enforcement	Christian County Sheriff's Office	\$8,718.56
19-PT-02-008	HMV Enforcement	Clay County Sheriff's Office	\$12,790.00
19-PS-02-001	HMV Enforcement	Clayton Police Dept.	\$6,500.00
19-PT-02-097	HMV Enforcement	Cole County Sheriff's Dept.	\$2,000.00
19-PT-02-074	HMV Enforcement	Creve Coeur Police Dept.	\$3,000.00
19-PT-02-076	HMV Enforcement	Crystal City Police Dept.	\$16,000.00
19-PT-02-079	HMV Enforcement	DeSoto Dept. of Public Safety	\$2,500.00
19-PT-02-044	HMV Enforcement	Ellisville Police Dept.	\$3,000.00
19-PT-02-080	HMV Enforcement	Eureka Police Dept.	\$12,000.00
19-PT-02-009	HMV Enforcement	Excelsior Springs Police Dept.	\$5,000.00
19-PT-02-081	HMV Enforcement	Farmington Police Dept.	\$7,000.00
19-PT-02-082	HMV Enforcement	Festus Police Dept.	\$15,250.00
19-PT-02-083	HMV Enforcement	Florissant Police Dept.	\$16,000.00
19-PT-02-045	HMV Enforcement	Franklin County Sheriff's Office	\$37,072.00
19-PT-02-084	HMV Enforcement	Fredericktown Police Dept.	\$2,500.00
19-PT-02-010	HMV Enforcement	Gladstone Dept. of Public Safety	\$6,500.00
19-PT-02-086	HMV Enforcement	Glendale Police Dept.	\$5,500.00
19-PT-02-011	HMV Enforcement	Grain Valley Police Dept.	\$1,500.00
19-PT-02-012	HMV Enforcement	Grandview Police Dept.	\$11,900.00
19-PT-02-046	HMV Enforcement	Greene County Sheriff's Office	\$66,500.00
19-PT-02-047	HMV Full Time Unit	Greene County Sheriff's Office	\$32,267.50
19-PT-02-014	HMV Enforcement	Harrisonville Police Dept.	\$3,000.00
19-PT-02-091	HMV Enforcement	Hazelwood Police Dept.	\$22,000.00
19-PT-02-050	HMV Enforcement	Henry County Sheriff's Office	\$10,000.00
19-PT-02-051	HMV Enforcement	Highway Safety and Traffic Division	\$50,000.00
19-PT-02-052	HMV Enforcement	Hollister Police Dept.	\$3,750.00

19-PT-02-093	HMV Enforcement	Howell County Sheriff's Dept.	\$6,000.00
19-PT-02-013	HMV Enforcement	Independence Police Dept.	\$182,550.00
19-PT-02-015	HMV Enforcement	Jackson County Sheriff's Office	\$17,000.00
19-PT-02-098	HMV Enforcement	Jackson Police Dept.	\$4,000.00
19-PT-02-053	HMV Enforcement	Jasper County Sheriff's Office	\$7,000.00
19-PT-02-054	HMV Enforcement	Jefferson City Police Dept.	\$22,250.00
19-PT-02-099	HMV Enforcement	Jefferson County Sheriff's Office	\$161,300.00
19-PT-02-016	HMV Enforcement	Johnson County Sheriff's Dept.	\$5,500.00
19-PT-02-055	HMV Enforcement	Joplin Police Dept.	\$18,200.00
19-PT-02-017	HMV Enforcement	Kansas City MO Board of Police Commissioners	\$180,000.00
19-PT-02-018	HMV Enforcement	Kearney Police Dept.	\$4,250.00
19-PT-02-102	HMV Enforcement	Kennett Police Dept.	\$3,000.00
19-PT-02-115	HMV Enforcement	Kirkwood Police Dept.	\$28,300.00
19-PT-02-103	HMV Enforcement	Knox County Sheriff's Office	\$3,000.00
19-PT-02-104	HMV Enforcement	Lake St. Louis Police Dept.	\$6,500.00
19-PT-02-056	Hazardous Moving Violation Enforcement	Lawrence County Sheriff's Dept.	\$4,750.00
19-PT-02-019	HMV Enforcement	Lee's Summit Police Dept.	\$33,042.35
19-PT-02-020	HMV Enforcement	Liberty Police Dept.	\$11,300.00
19-PT-02-105	HMV Enforcement	Lincoln County Sheriff's Office	\$12,000.00
19-PT-02-021	HMV Enforcement	Livingston County Sheriff's Dept.	\$2,500.00
19-PT-02-106	HMV Enforcement	Macon Police Dept.	\$4,000.00
19-PT-02-107	HMV Enforcement	Madison County Sheriff's Office	\$3,750.00
19-PT-02-108	HMV Enforcement	Manchester Police Dept.	\$7,000.00
19-PT-02-022	HMV Enforcement	Marshall Police Dept.	\$4,500.00
19-PT-02-109	HMV Enforcement	Maryland Heights Police Dept.	\$11,465.60
19-PT-02-113	HMV Enforcement	MO State Highway Patrol	\$200,000.00
19-PT-02-114	HMV Enforcement - Aircraft	MO State Highway Patrol	\$100,000.00
19-PT-02-110	HMV Enforcement	Mountain View Police Dept.	\$2,500.00
19-PT-02-057	HMV Enforcement	Neosho Police Dept.	\$6,000.00
19-PT-02-061	HMV Enforcement	Nevada Police Dept.	\$5,000.00
19-PT-02-058	HMV Enforcement	Newton County Sheriff's Office	\$10,740.96
19-PT-02-059	HMV Enforcement	Nixa Police Dept.	\$5,500.00
19-PT-02-111	HMV Enforcement	O'Fallon Police Dept.	\$22,000.00
19-PT-02-112	HMV Enforcement	Olivette Police Dept.	\$6,500.00
19-PT-02-070	HMV Enforcement	Osage Beach Police Department	\$3,523.20
19-PT-02-116	HMV Enforcement	Overland Police Dept.	\$7,382.50

Enforcement Stats

Citations

Speed
32,292

C&I
228

Warnings

Speed
20,354

C&I
116

Total HMV
37,629

Total HMV Warning
34,783

Total Hours Worked
38,681

19-PT-02-071	HMV Enforcement	Ozark Police Dept.	\$3,600.00
19-PT-02-023	HMV Enforcement	Pettis County Sheriff's Office	\$4,859.00
19-PT-02-118	HMV Enforcement	Pevely Police Dept.	\$8,750.00
19-PT-02-117	HMV Enforcement	Phelps County Sheriff's Dept.	\$5,000.00
19-PT-02-024	HMV Full Time Unit	Platte County Sheriff's Office	\$74,125.00
19-PT-02-025	HMV Enforcement	Platte County Sheriff's Office	\$26,250.00
19-PT-02-026	HMV Enforcement	Pleasant Hill Police Dept.	\$3,000.00
19-PT-02-072	HMV Enforcement	Potosi Police Dept.	\$7,000.00
19-PT-02-027	HMV Enforcement	Raymore Police Dept.	\$5,500.00
19-PT-02-030	HMV Enforcement	Raytown Police Dept.	\$6,169.05
19-PT-02-073	HMV Enforcement	Republic Police Dept.	\$2,500.00
19-PT-02-119	HMV Enforcement	Richmond Heights Police Dept.	\$8,750.00
19-PT-02-075	HMV Enforcement	Rogersville Police Dept.	\$3,400.00
19-PT-02-077	HMV Enforcement	Rolla Police Dept.	\$6,000.00
19-PT-02-120	HMV Enforcement	Scott County Sheriff's Office	\$3,850.00
19-PT-02-031	HMV Enforcement	Sedalia Police Dept.	\$6,500.00
19-PT-02-121	HMV Enforcement	Shrewsbury Police Dept.	\$7,750.00
19-PT-02-034	HMV Enforcement	Smithville Police Dept.	\$4,817.76
19-PT-02-078	HMV Enforcement	Sparta Police Dept.	\$2,000.00
19-PT-02-085	HMV Enforcement	Springfield Police Dept.	\$69,114.00
19-PT-02-122	HMV Enforcement	St. Ann Police Dept.	\$6,340.00
19-PT-02-123	HMV Enforcement	St. Charles City Police Dept.	\$16,500.00
19-PT-02-124	HMV Enforcement	St. Charles County Police Department	\$16,750.00
19-PT-02-087	HMV Enforcement	St. Clair County Sheriff's Office	\$3,000.00
19-PT-02-125	HMV Enforcement	St. Clair Police Dept.	\$5,589.12
19-PT-02-126	HMV Enforcement	St. John Police Dept.	\$9,000.00
19-PT-02-035	HMV Enforcement	St. Joseph Police Dept.	\$9,000.00
19-PT-02-127	HMV Full Time Unit	St. Louis County Police Dept.	\$366,397.24
19-PT-02-128	HMV Enforcement	St. Louis Metro Police Dept.	\$150,000.00
19-PT-02-129	HMV Enforcement	St. Peters Police Dept.	\$25,468.00
19-PT-02-088	HMV Enforcement	St. Robert Police Dept.	\$3,500.00
19-PT-02-089	HMV Enforcment	Stone County Sheriff's Office	\$5,000.00
19-PT-02-130	HMV Enforcement	Town & Country Police Dept.	\$7,500.00
19-PT-02-131	HMV Enforcement	Troy Police Dept.	\$5,000.00
19-PT-02-132	HMV Enforcement	Union Police Dept.	\$11,525.00
19-PT-02-133	HMV Enforcement	University City Police Dept.	\$2,000.00
19-PT-02-090	HMV Enforcement	Vernon County Sheriff's Office	\$4,318.28
19-PT-02-134	HMV Enforcement	Vinita Park Police Dept.	\$5,000.00
19-PT-02-092	HMV Enforcement	Washington Police Dept.	\$11,645.45
19-PT-02-135	HMV Enforcement	Wayne County Sheriff's Office	\$8,000.00

19-PT-02-094	HMV Enforcement	Waynesville Police Dept.	\$4,750.00	
19-PT-02-096	HMV Enforcement	Webb City Police Dept.	\$10,000.00	
19-PT-02-095	HMV Enforcement	Webster County Sheriff's Office	\$7,090.00	
19-PT-02-136	HMV Enforcement	Webster Groves Police Dept.	\$7,090.00	
19-PT-02-137	HMV Enforcement	Wentzville Police Dept.	\$9,000.00	
19-PT-02-138	HMV Enforcement	West Plains Police Dept.	\$4,000.00	
PT-2019-02-A1-00	2019 Police Traffic Services	Highway Safety and Traffic Division	\$329,000.00	This project was used to cover the salary and fringe for the four Highway Safety Law Enforcement Program Coordinators.
PT-2019-02-00-00	THSD-Statewide PTS	Highway Safety and Traffic Division	\$4,500,000.00	Dummy project set up as a holding account.

Substance Impaired Driving

Project	Title	Subrecipient	Award	Annual Report Summary
19-154-AL-036	DWI Saturation Enforcement	Arnold Police Dept.	\$14,688.00	
19-154-AL-037	Youth Alcohol Enforcement	Arnold Police Dept.	\$6,200.00	
19-154-AL-038	Youth Alcohol Enforcement	Ballwin Police Dept.	\$2,750.00	
19-154-AL-052	DWI Saturation Enforcement	Ballwin Police Dept.	\$8,500.00	
19-154-AL-002	DWI Saturation Enforcement	Belton Police Dept.	\$5,500.00	
19-154-AL-033	DWI Saturation Enforcement	Benton County Sheriff's Office	\$5,000.00	
19-154-AL-034	DWI Saturation Enforcement	Billings Police Dept.	\$2,030.40	
19-154-AL-001	DWI Saturation Enforcement	Blue Springs Police Dept.	\$7,000.00	
19-154-AL-035	DWI Saturation Enforcement	Bolivar Police Dept.	\$6,000.00	
19-154-AL-039	Youth Alcohol Enforcement	Boone County Sheriff's Dept.	\$2,106.00	
19-154-AL-040	DWI Saturation Enforcement	Branson Police Dept.	\$6,000.00	
19-154-AL-041	Youth Alcohol Enforcement	Branson Police Dept.	\$3,500.00	
19-154-AL-053	Youth Alcohol Enforcement	Byrnes Mill Police Dept.	\$3,000.00	
19-154-AL-054	DWI Saturation Enforcement	Byrnes Mill Police Dept.	\$4,000.00	
19-154-AL-059	DWI Saturation Enforcement	Calverton Park Police Dept.	\$3,500.00	
19-154-AL-042	DWI Enforcement	Camden County Sheriff's Office	\$9,000.00	
19-154-AL-067	DWI Saturation Enforcement	Cape Girardeau County Sheriff's Office	\$7,000.00	

19-154-AL-068	DWI Saturation Enforcement	Cape Girardeau Police Dept.	\$16,100.00
19-154-AL-043	DWI Saturation Enforcement	Cartersville Police Dept.	\$6,000.00
19-154-AL-003	DWI Saturation Enforcement	Cass County Sheriff's Office	\$7,000.00
19-154-AL-069	DWI Saturation Enforcement	Chesterfield Police Dept.	\$12,000.00
19-154-AL-044	DWI Saturation Enforcement	Christian County Sheriff's Office	\$7,420.00
19-154-AL-070	DWI Saturation Enforcement	Clark County Sheriff's Office	\$9,000.00
19-154-AL-004	DWI Saturation Enforcement	Clay County Sheriff's Office	\$6,500.00
19-154-AL-005	Youth Alcohol Enforcement	Clay County Sheriff's Office	\$4,800.00
19-154-AL-072	DWI Saturation Enforcement	Clayton Police Dept.	\$3,000.00
19-154-AL-109	DWI Saturation Enforcement	Cole County Sheriff's Dept.	\$4,000.00
19-154-AL-045	DWI Saturation Enforcement	Columbia Police Dept.	\$7,000.00
19-154-AL-113	Task Force-Impaired Driving	Cottleville Police Dept.	\$2,500.00
19-154-AL-080	DWI Saturation Enforcement	Creve Coeur Police Dept.	\$5,000.00
19-154-AL-046	DWI Saturation Enforcement	Crocker Police Dept.	\$3,500.00
19-154-AL-082	Youth Alcohol Enforcement	Crystal City Police Dept.	\$5,000.00
19-154-AL-087	DWI Saturation Enforcement	Dexter Police Dept.	\$15,000.00
19-154-AL-088	DWI Saturation Enforcement	Ellisville Police Dept.	\$3,000.00
19-154-AL-089	DWI Saturation Enforcement	Eureka Police Dept.	\$4,000.00
19-154-AL-090	Youth Alcohol Enforcement	Eureka Police Dept.	\$2,000.00
19-154-AL-006	DWI Saturation Enforcement	Excelsior Springs Police Dept.	\$5,500.00
19-154-AL-091	DWI Saturation Enforcement	Festus Police Dept.	\$10,000.00
19-154-AL-092	Youth Alcohol Enforcement	Festus Police Dept.	\$6,400.00
19-154-AL-093	DWI Saturation Enforcement	Florissant Police Dept.	\$7,000.00
19-154-AL-047	DWI/Traffic Safety Unit	Franklin County Sheriff's Office	\$227,840.04
19-154-AL-048	DWI Saturation Enforcement	Franklin County Sheriff's Office	\$31,000.00
19-154-AL-049	Youth Alcohol Enforcement	Franklin County Sheriff's Office	\$8,500.00
19-154-AL-007	DWI Saturation Enforcement	Gladstone Dept. of Public Safety	\$7,000.00
19-154-AL-008	Youth Alcohol Enforcement	Gladstone Dept. of Public Safety	\$5,000.00

19-154-AL-009	DWI Saturation Enforcement	Grandview Police Dept.	\$9,500.00
19-154-AL-010	Youth Alcohol Enforcement	Grandview Police Dept.	\$3,250.00
19-154-AL-050	Youth Alcohol Enforcement	Greene County Sheriff's Office	\$45,000.00
19-154-AL-051	DWI Saturation Enforcement	Greene County Sheriff's Office	\$60,000.00
19-154-AL-011	DWI Saturation Enforcement	Harrisonville Police Dept.	\$1,800.00
19-154-AL-095	DWI Saturation Enforcement	Hayti Police Dept.	\$4,000.00
19-154-AL-097	BAT Van Operations	Hazelwood Police Dept.	\$3,000.00
19-154-AL-100	DWI Saturation Enforcement	Hazelwood Police Dept.	\$30,000.00
19-154-AL-102	Youth Alcohol Enforcement	Hazelwood Police Dept.	\$9,870.30
19-154-AL-012	Statewide 154 Impaired Driving	Highway Safety and Traffic Division	\$75,000.00
19-154-AL-066	Concentrated DWI Enforcement	Hollister Police Dept.	\$2,000.00
19-154-AL-104	DWI Saturation Enforcement	Howell County Sheriff's Dept.	\$5,000.00
19-154-AL-013	DWI Saturation Enf/Youth Alcohol Enf	Independence Police Dept.	\$310,050.00
19-154-AL-031	DWI Full Time Unit	Jackson County Sheriff's Office	\$269,199.47
19-154-AL-110	DWI Saturation Enforcement	Jackson Police Dept.	\$7,525.00
19-154-AL-055	Youth Alcohol Enforcement	Jasper County Sheriff's Office	\$2,500.00
19-154-AL-056	DWI Saturation Enforcement	Jasper County Sheriff's Office	\$10,000.00
19-154-AL-057	DWI Saturation Enforcement	Jefferson City Police Dept.	\$25,000.00
19-154-AL-111	DWI Enforcement	Jefferson County Sheriff's Office	\$178,440.00
19-154-AL-116	Youth Alcohol Enforcement	Jefferson County Sheriff's Office	\$180,000.00
19-154-AL-117	DWI Full Time Unit	Jefferson County Sheriff's Office	\$155,500.00
19-154-AL-058	DWI Saturation Enf/Youth Alcohol Enf	Joplin Police Dept.	\$10,500.00
19-154-AL-014	Youth Alcohol Enforcement	Kansas City MO Board of Police Commissioners	\$25,000.00
19-154-AL-015	DWI Full Time Unit	Kansas City MO Board of Police Commissioners	\$180,272.50
19-154-AL-022	DWI Saturation Enforcement	Kansas City MO Board of Police Commissioners	\$152,500.00
19-154-AL-118	DWI Saturation Enforcement	Kennett Police Dept.	\$15,000.00
19-154-AL-119	Task Force-Impaired Driving	Lake St. Louis Police Dept.	\$8,000.00
19-154-AL-060	DWI Saturation Enforcement	Lawrence County Sheriff's Dept.	\$10,000.00
19-154-AL-017	DWI Saturation Enforcement	Liberty Police Dept.	\$2,835.36

Citations/Arrests

DWI
1,779

MIP
814

Compliance Checks

1,984

Open Container
212

Warnings

MIP
74

Total Stops
42,023

Total Violations
27,211

Total Hours
62,578

Monett PD failed to use their alcohol funding as planned due to staffing issues.

MO Division of Alcohol and Tobacco Control does not

19-154-AL-018	DWI Saturation Enforcement	Livingston County Sheriff's Dept.	\$3,000.00
19-154-AL-120	DWI Saturation Enforcement	Macon Police Dept.	\$3,000.00
19-154-AL-121	DWI Saturation Enforcement	Manchester Police Dept.	\$4,000.00
19-154-AL-122	DWI Saturation Enforcement	Maryland Heights Police Dept.	\$4,999.50
19-154-AL-123	Youth Alcohol Enforcement	Maryland Heights Police Dept.	\$8,000.00
19-154-AL-151	Alcohol Safety & Awareness Program	MO Div. of Alcohol and Tobacco Control	\$300,000.00
19-154-AL-061	DWI Saturation Enforcement	Monett Police Dept.	\$2,460.00
19-154-AL-124	DWI Saturation Enforcement	Mountain View Police Dept.	\$2,000.00
19-154-AL-062	DWI Saturation Enforcement	Neosho Police Dept.	\$3,780.00
19-154-AL-065	DWI Saturation Enforcement	Nevada Police Dept.	\$4,608.00
19-154-AL-063	DWI Saturation Enforcement	Newton County Sheriff's Office	\$7,500.00
19-154-03-001	DWI Saturation Enforcement	Nixa Police Dept.	\$5,000.00
19-154-AL-020	DWI Saturation Enforcement	Oak Grove Police Dept.	\$3,000.00
19-154-AL-125	Youth Alcohol Enforcement	O'Fallon Police Dept.	\$7,500.00
19-154-AL-126	Task Force-Impaired Driving	O'Fallon Police Dept.	\$30,000.00
19-154-AL-127	DWI Saturation Enforcement	Olivette Police Dept.	\$5,830.00
19-154-AL-064	DWI Saturation Enforcement	Oronogo Police Department	\$3,000.00
19-154-AL-074	DWI Saturation Enforcement	Osage Beach Police Department	\$3,523.20
19-154-AL-128	DWI Saturation Enforcement	Overland Police Dept.	\$10,000.00
19-154-AL-075	DWI Saturation Enforcement	Ozark Police Dept.	\$4,000.00
19-154-AL-129	DWI Saturation Enforcement	Pevely Police Dept.	\$2,800.00
19-154-AL-130	Youth Alcohol Enforcement	Pevely Police Dept.	\$4,500.00
19-154-AL-076	DWI Enforcement	Phelps County Sheriff's Dept.	\$7,000.00
19-154-AL-021	DWI Saturation Enforcement	Platte County Sheriff's Office	\$34,200.00
19-154-AL-023	DWI Saturation Enforcement	Pleasant Hill Police Dept.	\$3,000.00
19-154-AL-077	DWI Saturation Enforcement	Potosi Police Dept.	\$8,000.00
19-154-AL-032	DWI Saturation Enforcement	Raymore Police Dept.	\$8,000.00
19-154-AL-078	DWI Saturation Enforcement	Republic Police Dept.	\$5,000.00

make "stops".

Reynolds County Sheriff's Department were approved for two projects in this funding. These were applied for by a former deputy before he left the agency. The Sheriff thought that they would be able to use them but could not get the manpower to do so.

Velda City PD received \$2,000 for a DWI project. They were contacted numerous times during the grant period and continually said that they were going to use the funding and would be vouchering for overtime. However, they failed to voucher for any overtime funding on this project.

19-154-AL-131	DWI Saturation Enforcement	Reynolds County Sheriff's Office	\$3,000.00
19-154-AL-132	Youth Alcohol Enforcement	Reynolds County Sheriff's Office	\$3,000.00
19-154-AL-079	DWI Saturation Enforcement	Rogersville Police Dept.	\$6,500.00
19-154-AL-081	Youth Alcohol Enforcement	Rogersville Police Dept.	\$2,800.00
19-154-AL-083	DWI Saturation Enforcement	Rolla Police Dept.	\$14,000.00
19-154-AL-133	DWI Saturation Enforcement	Scott County Sheriff's Office	\$3,500.00
19-154-AL-084	DWI Saturation Enforcement	Seneca Police Dept.	\$1,500.00
19-154-AL-085	Youth Alcohol Enforcement	Springfield Police Dept.	\$29,879.00
19-154-AL-094	DWI Enforcement / DWI Saturation	Springfield Police Dept.	\$122,484.00
19-154-AL-134	Youth Alcohol Enforcement	St. Charles City Police Dept.	\$6,250.00
19-154-AL-135	Task Force-Impaired Driving	St. Charles City Police Dept.	\$28,000.00
19-154-AL-136	DWI Saturation Enforcement	St. Charles County Police Department	\$20,000.00
19-154-AL-137	DWI Saturation Enforcement	St. Clair Police Dept.	\$8,099.12
19-154-AL-138	DWI Saturation Enforcement	St. John Police Dept.	\$18,000.00
19-154-AL-027	Youth Alcohol Enforcement	St. Joseph Police Dept.	\$40,620.00
19-154-AL-028	DWI Saturation Enforcement	St. Joseph Police Dept.	\$2,979.60
19-154-AL-029	Task Force - Impaired Driving	St. Joseph Police Dept.	\$5,106.20
19-154-AL-139	DWI Saturation Enforcement	St. Louis County Police Dept.	\$31,000.00
19-154-AL-140	DWI Saturation Enforcement	St. Louis Metro Police Dept.	\$129,554.65
19-154-AL-141	DWI Saturation Enforcement	St. Peters Police Dept.	\$30,051.00
19-154-AL-096	DWI Saturation Enforcement	St. Robert Police Dept.	\$5,000.00
19-154-AL-142	DWI Saturation Enforcement	Ste. Genevieve County Sheriff's Office	\$11,500.00
19-154-AL-098	DWI Saturation Enforcement	Stone County Sheriff's Office	\$7,000.00
19-154-AL-030	DWI Saturation Enforcement	Sugar Creek Police Dept.	\$1,530.00
19-154-AL-143	DWI Saturation Enforcement	Sullivan Police Dept.	\$4,000.00
19-154-AL-144	DWI Saturation Enforcement	Troy Police Dept.	\$5,000.00
19-154-AL-145	DWI Saturation Enforcement	University City Police Dept.	\$2,000.00
19-154-AL-146	DWI Saturation Enforcement	Velda City Police Dept.	\$2,000.00

19-154-AL-101	DWI Saturation Enforcement	Vernon County Sheriff's Office	\$3,000.00	
19-154-AL-147	DWI Saturation Enforcement	Warrenton Police Dept.	\$3,000.00	
19-154-AL-103	DWI Saturation Enforcement	Washington County Sheriff's Office	\$3,000.00	
19-154-AL-105	Youth Alcohol Enforcement	Washington Police Dept.	\$4,500.00	
19-154-AL-106	DWI Saturation Enforcement	Washington Police Dept.	\$6,000.00	
19-154-AL-107	DWI Saturation Enforcement	Webster County Sheriff's Office	\$12,000.00	
19-154-AL-108	Youth Alcohol Enforcement	Webster County Sheriff's Office	\$3,000.00	
19-154-AL-148	Youth Alcohol Enforcement	Wentzville Police Dept.	\$3,000.00	
19-154-AL-149	DWI Saturation Enforcement	West Plains Police Dept.	\$3,500.00	
Summary				
19-M5HVE-03-013	DWI Full Time Unit	Boone County Sheriff's Dept.	\$63,535.51	<u>Citations/Arrests</u>
19-M5HVE-03-014	DWI Saturation Enforcement	Boone County Sheriff's Dept.	\$18,364.00	
19-M5HVE-03-015	DWI Full Time Unit	Columbia Police Dept.	\$126,056.80	DWI
19-M5HVE-03-016	DWI Full Time Unit	Greene County Sheriff's Office	\$70,538.35	1,082
19-M5HVE-03-001	Statewide 405d Impaired Driving	Highway Safety and Traffic Division	\$76,387.66	MIP
19-M5HVE-03-003	DWI Saturation Enforcement	Jackson County Sheriff's Office	\$34,000.00	53
19-M5HVE-03-004	DWI Saturation Enforcement	Johnson County Sheriff's Dept.	\$5,500.00	Open Container
19-M5HVE-03-017	DWI Full Time Unit	Joplin Police Dept.	\$64,538.00	12
19-M5HVE-03-005	DWI Saturation Enforcement	Kearney Police Dept.	\$2,000.00	<u>Warnings</u>
19-M5HVE-03-018	DWI Saturation Enforcement	Lamar Police Dept.	\$5,084.00	MIP
19-M5HVE-03-006	DWI Saturation Enforcement	Lee's Summit Police Dept.	\$23,000.00	8
19-M5HVE-03-021	DWI Saturation Enforcement	MO State Highway Patrol	\$272,497.50	<u>Total Violations</u>
19-M5HVE-03-022	DWI Saturation Enforcement - Targeted	MO State Highway Patrol	\$68,600.00	13,345
19-M5HVE-03-007	DWI Saturation Enforcement	Pettis County Sheriff's Office	\$4,650.00	<u>Total Stops</u>
19-M5HVE-03-008	DWI Full Time Unit	Platte County Sheriff's Office	\$29,875.00	7,379
19-M5HVE-03-010	Youth Alcohol Enforcement	Smithville Police Dept.	\$730.08	Total Hours Worked
19-M5HVE-03-011	Task Force - Impaired Driving	Smithville Police Dept.	\$4,525.76	19,939
19-M5HVE-03-023	DWI Saturation Enforcement	Union Police Dept.	\$14,144.65	
19-M5HVE-03-019	DWI Saturation Enforcement	Waynesville Police Dept.	\$5,500.00	
19-M5HVE-03-020	DWI Saturation Enforcement	Webb City Police Dept.	\$18,600.00	
19-M5HVE-03-024	DWI Saturation Enforcement	Wentzville Police Dept.	\$10,000.00	Smithville Youth Alcohol contract 19-M5HVE-03-010 was not used during fiscal year due to staffing changes at the department.

19-M5TR-03-005	Safe Communities/TRACTION youth impaired	Cape Girardeau Safe Communities	\$97,829.65	Provided reimbursement for Safe Community projects and TRACTION events. Funding included salary, print materials, CPS certification courses, training, travel expenses, and all fees for 1 TRACTION reunion conference and 3 three-day TRACTION conferences. A total of 45 schools were trained at TRACTION throughout the year.
19-M5OT-03-005	In-house Impaired Driving Project	Highway Safety and Traffic Division	\$10,000.00	This project provided for activities in the impaired driving program area including: development and printing costs of promotional materials; educational programs; or educational activities; assessments, etc.
19-154-AL-115	Impaired Driving Paid Media 154	Highway Safety and Traffic Division	\$650,000.00	Funding for this project is used for paid media for alcohol impaired driving campaigns, which include DSOGPO, quarterly impaired campaigns, Super Bowl and Youth Alcohol.
19-M5CS-03-003	Paid Media Impaired Driving 405D	Highway Safety and Traffic Division	\$750,000.00	Funding for this project is used for paid media for substance-impaired driving campaigns which include 420 Awareness, DSOGPO, quarterly impaireddc campaigns, Super Bowl and Youth Alcohol.
19-M5IDC-03-002	2019 405d Mid Impaired Driving Coord.	Highway Safety and Traffic Division	\$96,000.00	This project was used to cover the salary and fringe for the Highway Safety Impaired Driving Coordinator.
19-M5IDC-03-001	2019 405d Youth Alcohol Coordination	Highway Safety and Traffic Division	\$96,000.00	This project was used to cover the salary and fringe for the Highway Safety Youth Alcohol Coordinator.

19-154-AL-099	Youth Alcohol Program	Highway Safety and Traffic Division	\$11,949.05	Funding was used for youth impaired driving support and Youth Impaired Law Enforcement Training Support (speaker fees, meals, lodging, travel, airfare)
19-154-AL-086	BA Instrument & SFST Program	Highway Safety and Traffic Division	\$150,000.00	This project provided for the development of a computer application, as part of the Drug Recognition Expert System, to allow for tracking of SFST Instructors. Funding was also provided for the creation of a design solution and an estimate, to develop a solution within the Grants Management System that will allow the Missouri Safety Center to track the placement and status of breath alcohol testing instruments. Creation of the database began during FY19 and will continue into FY20.
19-154-AL-016	Advanced Crash Investigation Training	Kansas City MO Board of Police Commissioners	\$20,000.00	Funding used for specialized training of crash reconstruction officers with emphasis on alcohol related crashes.
19-M5OT-03-001	DITEP 2019	Missouri Police Chiefs Association	\$33,000.00	This project provided Drug Impairment Training for Educational Professionals (DITEP) curriculum to the education and law enforcement communities in Missouri providing them with valuable information and skills to enhance services to students and improve skills to promote safety within school environments/classrooms across the state. The program provided 9 classes, for a total of 2,064 hours of training to 129 students.

19-154-AL-024	Impaired Driving Countermeasures	Missouri Safety Center	\$677,357.78	alcohol instrument placement, maintenance and service across the state, technical training to law enforcement and others on breath-alcohol testing, SFST, and ignition interlock; as well as provide coordination, expert testimony and consultation to agencies across the state in the area of breath-alcohol testing, SFST and ignition interlock. Funds provided repairs/recalibrations to 134 agencies, placed 25 new breath alcohol testing units, placed 191 PBTs with agencies across the state, performed numerous trainings on the instruments, distributed 6,950 mouthpieces for the instruments across the state, conducted 149 calibration checks/verified proper operation, replaced 12 simulators, loaned out 110 BA instruments, and inspected ignition interlock installation locations across the state.
---------------	-------------------------------------	------------------------	--------------	--

19-M5OT-03-002	Drug Impaired Driving	Missouri Safety Center	\$167,526.60	<p>This project provided for statewide coordination of the Drug Recognition and Classification Program and the expert testimony and consultation to agencies across the state in the area of drug impaired driving recognition. Funds provided DRE training, certification and equipment for 20 new DRE candidates, recertified 94 DRE's, certified 5 new DRE Instructors, conducted updates of the statewide DRE-Tracking database, sponsored 2 DRE/SFST Technical Panel members to attend the IACP DAID Conference, provided prosecution consultation/testimony and provided guidance to DRE's across the state.</p>
19-154-AL-071	Alcohol LE Liaison	Missouri Safety Center	\$174,676.76	<p>This project was used to provide funding for our Law Enforcement Liaisons to work with local agencies to encourage their participation in our various mobilizations and grant opportunities.</p>
19-154-AL-019	Enforcement - Drive Sober Campaign	Missouri Safety Center	\$420,000.00	<p>Through management of the Drive Sober or Get Pulled Over overtime enforcement campaign, provide targeted law enforcement agencies with the resources to fund full, part-time and reserve officer overtime pay for their DWI enforcement and special mobilization efforts. These resources will be in the form of sub-award grants to law enforcement agencies identified by the Highway Safety and Traffic Division of MoDOT.</p>

19-M5TR-03-001	Training for Law Enforcement Officers	Missouri Southern State University	\$24,000.00	<p>The primary objectives of traffic enforcement training are to raise awareness of traffic safety, improve recognition of traffic-related offenses, execution of highway safety operations and enforcement of traffic-related offenses. Funding was used to provide two Anti-Police Movement classes, two Missouri Motor Vehicle Law classes, two High Risk Vehicle Stop classes, and two Vehicle Search and Seizure classes; reaching approximately 121 law enforcement officers.</p>
19-154-AL-025	Attorney and Legal Assistant	MO Dept. of Revenue	\$135,720.40	<p>Appellate and Litigation Support Counsel and 1 Legal Assistant in the General Counsel's Office, Transportation Section. The Appellate Counsel was assigned case files involving intoxication-related license actions on appeal with the state appellate courts; to work as Department liaison to the Office of the Attorney General; to be a trainer for Department attorneys and to provide litigation support to Transportation Section attorneys in all 3 Missouri offices in the form of specialized trial briefs, case law summaries, and proposed findings of fact, conclusions of law, and judgments. The Legal Assistant processed petitions and stay orders as served on the Department; prepared correspondence; monitored cases statewide; communicated with local prosecuting attorney offices and court personnel; advised the Department's Drivers</p>

19-M5OT-03-003	DOR and Law Enforcement Training	MO Dept. of Revenue	\$22,844.00	<p>This project provided specific and continuing educational opportunities for DOR attorneys and hearing officers who hear administrative alcohol license appeal cases, or represent the Department in courts throughout the state on impaired driving-related license appeals. Over 450 judges, prosecutors, law enforcement and court personnel were provided with information/instruction on new DWI laws/court cases. Funds were also used to purchase supplies such as FMCSA regulation updates relating to impaired driving offenses, laptops utilized to watch dashcam videos from DWI arrest and present videos to court.</p>
19-154-AL-150	Alcohol Safety & Awareness Program	MO Div. of Alcohol and Tobacco Control	\$96,000.00	<p>This funding was used to cover salary, travel expenses, overtime and fringe, postage, print materials (ID checking guides and liquor law pamphlets), and equipment (projector). Project 19-154-AL-151 --This funding was used for overtime and fringe, training expenses, travel expenses, supplies, print materials (law enforcement guide) and equipment (portable radios).</p>

19-M5CS-03-002	Traffic Safety Resource Prosecutor	MO Office of Prosecution Services	\$281,889.78	<p>This project provided for Traffic Safety Resource Prosecutors (TSRP) to focus on impaired driving issues and to serve as a resource to other prosecutors and law enforcement officers. TSRP program conducted 46 training programs, which were attended by a combined 1,363 people. These trainings reached a minimum of 193 Missouri prosecutors, 1,135 Missouri law enforcement officer, and 35 other Missouri traffic safety advocates. The TSRP program published six editions of the Traffic Safety Newsletter, provided technical assistance on approximately 190 requests from law enforcement and prosecuting attorneys and assisted on numerous case as a consultant or special prosecutor.</p>
19-M5TR-03-002	BAC/DRE/ARIDE Training	MO State Highway Patrol	\$100,116.40	<p>This project provided funding for tuition support, instructor development support and educational/equipment supplies and instructional materials to Missouri peace officers for law enforcement training related to traffic safety. Funding provided for 13 different alcohol-related schools, sent 3 officers to the DRE National Conference and 2 officers to the Borkenstein Course allowing 246 students to attend these courses. Funds were also used to purchase dry gas cylinders for the Blood Alcohol Lab along with a multitude of DRE supplies.</p>

19-M5HVE-03-012	DWI Tracking System (DWITS)	MO State Highway Patrol	\$4,400.00	Funding used to train DWITS for 47 individuals and disseminated 53 tutorial computer disks. Division also returned 1,790 DWITS records to reporting agencies for review/correction and mailed 876 letters to validate user
19-154-AL-026	Court Monitoring Program	Mothers Against Drunk Driving	\$129,500.80	This project provided for the court monitoring program to track and monitor DWI offenses in specific, targeted counties in Missouri. Through data collected, by means of attending court hearings, as well as data mining on Missouri's Casenet system, any trends and/or breakdowns that occur throughout the judicial proceedings will be identified, analyzed and offered solutions. Top priority will be given to the counties that fall within the top 75% of the state's alcohol-related traffic fatalities and population, and that also have a conviction rate at or below 24% on Missouri State Highway Patrol arrests.
19-154-AL-112	MADD Power of Parents and Power of Youth	Mothers Against Drunk Driving	\$100,000.00	Provided reimbursement for salary, travel, equipment (laptop), office supplies, indirect fees and resource and print materials (parent handbooks, brochures and banners).

19-M5CS-03-001	DWI Court Project	Office of State Courts Administrator	\$215,000.00	This project provided funding to increase the number of jurisdictions who have a DWI court program, increase participants and services for DWI offenders and promote public safety for all citizens that use Missouri 's transportation system. The DWI court population in the targeted jurisdictions increased by 33% and the number of participants/graduates who are driving legally with a LDP and are monitored with an ignition interlock device increased by 9% during the
19-M5OT-03-004	DRE Sustainment and Enhancements	REJIS	\$41,748.00	This project provided for the proactive maintenance and upkeep of the DRE service by providing continued operational support for the DRE using the REJIS data center, operations and help desk staff. Funds provided applications and network staff to support issue resolution and fix/support any problems experienced with the system, provided users with "how to" or best practice question resolution to assure maximum benefit from the DRE service, and provide support to meet needs for addressing operational needs through changes and improvements to the service and infrastructure.
19-154-AL-152	Missouri Safe and Sober	Safe and Sober, Inc.	\$330,000.00	Provided reimbursement for junior high, middle and high school video production, parent testimonials video production, website enhancements, pledge cards, travel expenses and educational materials. Safe and Sober reached 506 middle and high schools statewide.

19-M5TR-03-003	SMART, CHEERS, DRIVE SAFE, DRIVE SMART	University of MO Curators	\$320,000.00	Provided reimbursement for salary, conference fees for the Meeting of the Minds Conference, resource materials, travel expenses, office supplies, speaker fees and indirect costs.
19-154-AL-153	ThinkFirst - Youth Alcohol	University of MO Curators	\$120,000.00	Provided reimbursement for travel expenses for victim impact speakers, salary, resource materials for the First Impact program and ThinkFirst program, indirect costs, and program development fees. ThinkFirst Missouri (Columbia and Kansas City) delivered 234 presentations in 138 schools reaching 43,815 students. First Impact reach 1,171 parents and teens.
19-M5TR-03-004	Is It Worth It?	University of MO Curators	\$20,000.00	Provided reimbursement for salary, travel, resource materials and indirect fees. Is It Worth It completed 28 presentations reaching approx. 1600 students.
19-154-AL-155	Ignition Interlock Program	Highway Safety and Traffic Division	\$60,000.00	Program created by Salesforce to help with ignition interlock complaint tracking, inspections, and vendor oversight. Program used by multiple state agencies.
M5X-2019-03-00-00	HSTD Statewide 405d Impaired Driving Mid	Highway Safety and Traffic Division	\$4,300,000.00	Dummy project set up as a holding account.
154AL-2019-AL-00-00	HSTD Statewide 154AL Program	Highway Safety and Traffic Division	\$6,000,000.00	Dummy project set up as a holding account.

Occupant Restraints

Project	Title	Subrecipient	Award	Annual Report Summary
19-M2HVE-05-006	Occupant Protection Enforcement	Adair County Sheriff's Office	\$7,500.00	
19-M2HVE-05-007	Occupant Protection Enforcement	Arnold Police Dept.	\$12,000.00	
19-M2HVE-05-009	Occupant Protection Enforcement	Ballwin Police Dept.	\$3,500.00	

19-M2HVE-05-010	Occupant Protection Enforcement	Calverton Park Police Dept.	\$2,000.00
19-M2HVE-05-011	Occupant Protection Enforcement	Cape Girardeau County Sheriff's Office	\$4,200.00
19-M2HVE-05-012	Occupant Protection Enforcement	Creve Coeur Police Dept.	\$3,000.00
19-M2HVE-05-014	Occupant Protection Enforcement	Dexter Police Dept.	\$10,000.00
19-M2HVE-05-015	Occupant Protection Enforcement	Eureka Police Dept.	\$6,000.00
19-M2HVE-05-016	Occupant Protection Enforcement	Florissant Police Dept.	\$6,000.00
19-M2HVE-05-001	Occupant Protection Enforcement	Grandview Police Dept.	\$8,750.00
19-M2HVE-05-008	Occupant Protection Enforcement	Greene County Sheriff's Office	\$15,000.00
19-M2HVE-05-002	Occupant Protection Enforcement	Harrisonville Police Dept.	\$3,000.00
19-M2HVE-05-017	Occupant Protection Enforcement	Hazelwood Police Dept.	\$13,000.00
19-M2HVE-05-003	Occupant Protection Enforcement	Independence Police Dept.	\$30,000.00
19-M2HVE-05-018	Occupant Protection Enforcement	Jackson Police Dept.	\$5,500.00
19-M2HVE-05-019	Occupant Protection Enforcement	Jefferson County Sheriff's Office	\$25,000.00
19-M2HVE-05-004	Occupant Protection Enforcement	Kansas City MO Board of Police Commissioners	\$81,000.00
19-M2HVE-05-020	Occupant Protection Enforcement	Kirkwood Police Dept.	\$10,000.00
19-M2HVE-05-021	Occupant Protection Enforcement	Lake St. Louis Police Dept.	\$5,000.00
19-M2HVE-05-022	Occupant Protection Enforcement	Maryland Heights Police Dept.	\$5,777.20
19-M2HVE-05-025	Occupant Protection Enforcement	MO State Highway Patrol	\$122,100.00
19-M2HVE-05-023	Occupant Protection Enforcement	Mountain View Police Dept.	\$1,000.00
19-M2HVE-05-024	Occupant Protection Enforcement	Olivette Police Dept.	\$2,500.00
19-M2HVE-05-026	Occupant Protection Enforcement	Pevely Police Dept.	\$5,250.00
19-M2HVE-05-005	Occupant Protection Enforcement	Platte County Sheriff's Office	\$3,000.00
19-M2HVE-05-013	Occupant Protection Enforcement	Rogersville Police Dept.	\$2,800.00
19-M2HVE-05-027	Occupant Protection Enforcement	St. Charles City Police Dept.	\$5,400.00
19-M2HVE-05-028	Occupant Protection Enforcement	St. Louis County Police Dept.	\$40,000.00
19-M2HVE-05-029	Occupant Protection Enforcement	Webster Groves Police Dept.	\$6,500.00
19-M2HVE-05-030	Occupant Protection Enforcement	Wentzville Police Dept.	\$6,000.00

Citations
 Seatbelt
 4,593
 Child Passenger Safety
 107

Warnings
 Seatbelt
 1,300
 Child Passenger Safety
 10

 Total Violations
 21,030

 Total Stops
 14,470

 Total Hours Worked
 7,702

19-CR-05-002	402 Car Seat Distribution	Highway Safety and Traffic Division	\$50,000.00	A supply of child safety seats were provided to Inspection Stations registered with NHTSA that are actively participating in the CPS Program, who have at least one CPS Technician on site and provide education about the proper installation of child safety seats to parents and/or care givers.
19-M2CSS-05-001	405 Car Seat Distribution	Highway Safety and Traffic Division	\$49,850.57	A supply of child safety seats were provided to Inspection Stations registered with NHTSA that are actively participating in the CPS Program, who have at least one CPS Technician on site and provide education about the proper installation of child safety seats to parents and/or care givers.
19-M2CPS-05-001	CPS Program Training	Highway Safety and Traffic Division	\$65,000.00	Provided reimbursement for CPS training expenses to include Instructor fees, conference rooms, conferences meals, hotels, meals and mileage for CPS Instructors to train new CPS Technicians in the State of Missouri. This project also provided reimbursement for Child Passenger Safety conference expenses for the Missouri CPS Liaison's that attended.
19-M2PE-05-002	Click it or Ticket Paid Media	Highway Safety and Traffic Division	\$200,000.00	Funding for this project is used for paid media for the Click it or Ticket Enforcement campaign each year.

19-CR-05-001	CPS Program Activities Administration	Highway Safety and Traffic Division	\$10,000.00	Provided reimbursement for CPS training expenses to include Instructor fees, conference rooms, conferences meals, hotels, meals and mileage for CPS Instructors to train new CPS Technicians in the State of Missouri. This project also provided reimbursemen
19-M2CPS-05-004	Child Passenger Safety Campaign	Highway Safety and Traffic Division	\$100,000.00	Funding for this project provides paid media advertising for child passenger safety.
19-M2CPS-05-003	2019 405b Low CPS Coordination	Highway Safety and Traffic Division	\$30,000.00	This project was used to cover the salary and fringe for the Highway Safety Child Passenger Safety Coordinator.
19-M2PE-05-003	Youth Seat Belt Campaign	Highway Safety and Traffic Division	\$175,000.00	Funding for this project provides paid media advertising for youth seat belt safety.
19-CP-09-002	Occupant Protection - Injury Prevention	Mercy Hospital	\$43,160.54	Provided reimbursement for instructor certification fees, course development fees, resource materials (course guides and certificates), car seat signs, CPS Certification fees, salary and travel. Mercy program disbanded in July 2019. Project was awarded \$60,000 but was then reduced to \$43,160.54.
19-PT-02-066	Statewide Safety Belt Survey	Missouri Safety Center	\$162,925.94	This contract was used to provide funding to complete the statewide safety belt survey. This includes the management to oversee the work, train the surveyors, and expenses to pay the surveyors time and expense to conduct the annual survey.

19-PT-02-068	Occupant Protection LE Liaison	Missouri Safety Center	\$84,634.36	This project was used to provide funding for our Law Enforcement Liaisons to work with local agencies to encourage their participation in our various mobilizations and grant opportunities.
19-PT-02-067	Occupant Protection Enforcement Campaign	Missouri Safety Center	\$273,409.80	This project was used to provide funding for three separate Occupant Protection campaigns. Click it or Ticket, Youth Seat Belt, and CPS Enforcement Week. The funding was used to provide enforcement funding to departments across the state to work specific time periods conducting extra enforcement in the area of safety belt and child passenger seat enforcement.

19-M2CPS-05-002	Child Passenger Safety	MO Dept. of Health and Senior Services	\$23,375.00	With this project, DHSS worked with the local public health agencies (LPHA), emergency medical services, and fire stations to increase the number of CPS technicians with up-to-date certification. DHSS provided support for the identified agencies to send at least one person to the CPS technician training. It should be noted that participation was not as expected. The barriers included staff turnover, training took too many days and agencies would be short staffed or could not have staff out for training. The Injury Prevention Program tried several different ways to recruit agencies such as phone calls, e-mails, letters of agreement, and through partner organizations such as Bureau of Emergency Medical Services and others.
19-SA-09-002	Defensive Driving	Safety Council of Greater St. Louis	\$22,000.00	This funding was used to cover print materials (course guides), resource materials (video lease renewals), instructor recertification fees, salary, travel, and program development fees.
19-SA-09-001	Traffic Safety Task Force Projects	St. Joseph Safety & Health Council	\$58,000.00	This funding was used to cover salary, travel, resource materials, and operational expenses.

19-CP-09-005	ThinkFirst Missouri	University of MO Curators	\$360,000.00	cover travel expenses for victim impact speakers, salary, resource materials for the First Impact program and ThinkFirst program, indirect costs, and program development fees. ThinkFirst Missouri (Columbia and Kansas City) delivered 234 presentations in 138 schools reaching 43,815 students. First Impact reach 1,171 parents
M2X-2019-05-00-00	THSD-Statewide 405b Low	Highway Safety and Traffic Division	\$1,500,000.00	Dummy project set up as a holding account.

Distracted Drivers

Project	Title	Subrecipient	Award	Annual Report Summary
19-CP-09-001	It Only Takes One/TRACTION Awards	Highway Safety and Traffic Division	\$9,500.00	This funding was used to cover resource materials (banners, TRACTION Team of the Year award, and funding for schools to utilize for highway safety materials and speakers)

Young Drivers

Project	Title	Subrecipient	Award	Annual Report Summary
19-CP-09-003	Safe Communities / TRACTION	Cape Girardeau Safe Communities	\$227,170.35	Provided reimbursement for Safe Community projects and TRACTION events. Funding included salary, print materials, CPS certification courses, training, travel expenses, and all fees for 1 TRACTION reunion conference and 3 three-day TRACTION conferences. A total of 45 schools were trained at TRACTION throughout the year.

19-CP-09-004	Teen Driving Programs	Highway Safety and Traffic Division	\$25,300.00	Provided reimbursement for print materials (Roadwise: Parent/Teen driving guide) and a sponsorship to the SRO conference. (36,000 Roadwise Guides were distributed)
19-SA-09-003	TYREDD	TYREDD	\$39,720.00	Provided reimbursement for resource and print materials, speaker fees and program development fees. TYREDD completed 121 presentations in FY19.

Older Drivers

Project	Title	Subrecipient	Award	Annual Report Summary
DE-2019-02-02-00	In-house Project for Mature Driver Prog	Highway Safety and Traffic Division	\$2,500.00	Development and printing costs of promotional materials; educational programs; travel expenses for speaking engagements or conferences; supplies for training programs or educational activities; etc. to increase awareness of safe driving habits among Missouri drivers over the age of 65. This project was set-up as an "as needed project"; however, due to a lack of any available trainings or supplies needed, there were not any funds disbursed.
DE-2019-02-01-00	Keep Your Keys	University of MO Curators	\$38,000.00	This project provided education to the older driver, specifically, those with impairments to vision, cognition or movement and decrease the number of injuries and fatalities each year. Throughout the grant period, presentations were provided in 21 counties in the state.

DL-2019-02-01-00	Rural Driving Study and Traffic Signs	Washington University	\$157,078.91	This project focused on determining if the TSNT training materials are beneficial in producing reliable scores from test administrators. This was pilot tested in 1 area of the state to determine if standardizing improved accuracy in both administration and scoring. This training showed significant improvement in accuracy in scoring/administering the TSNT, indicating promising results in moving the TSNT forward into more DMV licensing offices.
DL-2019-02-02-00	Maximizing Driving Safety After Stroke	Washington University	\$113,590.26	This project focused on decreasing serious injury and fatal crashes through initiatives that identify and educate Missouri's highest-risk drivers and those who care for them. The goals of the project activities were to develop, expand, and disseminate clinical tools to help healthcare providers across the state systematically assess and advise stroke patients on ways to maintain their community mobility, either by returning to safe and active driving, or use of other nondriving resources and strategies to mitigate transportation-disability among former drivers. Also, three workshops were held throughout the state to discuss fitness to drive and ways to improve safety in a vehicle.

Commercial Motor Vehicles

No Projects funded under NHTSA. All CMV projects funded under Motor Carrier Safety Assistance Program.

Motorcycle

Project	Title	Subrecipient	Award	Annual Report Summary
19-M9MA-12-001	Motorcycle Awareness Paid Media	Highway Safety and Traffic Division	\$98,346.77	Funding for this project provides paid media advertising to motorcyclists with the "Watch for Motorcycles" messaging.
19-PM-02-008	Motorcycle Awareness Incentive Items	Highway Safety and Traffic Division	\$100,000.00	Funding for this project provides promotional safety awareness yard signs and other promotional itmes with the "Watch for Motorcycles" messaging.
M9MA-2019-12-00-00	THSD-Statewide 405f Motorcycle Program	Highway Safety and Traffic Division	\$150,000.00	Dummy project set up as a holding account.

School Bus

No Projects funded under NHTSA.

Vulnerable Roadway User

No projects funded under NHTSA.

Engineering & Data Collection

Project	Title	Subrecipient	Award	Annual Report Summary
19-M3DA-04-001	Cape Girardeau County Sheriff's Office	Data Equipment	\$2,840.00	Funds used to purchase and install E-Citation equipment Computers 12 Printers 24 Barcode Scanners 5
19-M3DA-04-002	Greene County Sheriff's Office	Data Projects	\$7,141.70	
19-M3DA-04-003	Hayti Police Dept.	Mobile Computer Project (MDT)	\$4,776.40	
19-M3DA-04-005	Jackson Police Dept.	Digi-Ticket Equipment	\$7,555.00	
19-M3DA-04-013	Osceola Police Dept.	Simplifying Reports	\$5,039.94	
19-M3DA-04-014	Pleasant Valley Police Dept	Pleasant Valley Data Submissions	\$30,604.00	
19-M3DA-04-017	Sparta Police Dept.	Safer Sparta Streets	\$2,579.00	
19-M3DA-04-018	Willow Springs Police Dept.	E-Ticket Printers	\$2,426.00	

19-M3DA-04-004	Highway Safety and Traffic Division	Traffic Records Data Improvement	\$65,000.00	This project retained private consulting firms with expertise in traffic engineering to aid cities and counties with specific operational problems on their streets and highways. It provided for the retention of at least two consultants, which addressed local agency problems anywhere in the state without geographical limitations. This project did not provide for actual design in connection with the solution. It attempted to provide solutions to traffic problems.
19-M3DA-04-006	MO Dept. of Health and Senior Services	Missouri Ambulance Reporting System	\$92,205.00	Worked with in house IT to establish hardware environment for data repository, worked with general counsel to enter into a proposed data sharing agreement with NEMSIS/NHTSA, worked with department admin to enter into and implement an upgrade agreement with software vendor. Submitted a proposed validation rule set to the State Advisory Council's Medical Director and physician medical director subcommittee for industry review and approval. Worked towards receiving NEMSIS v3.
19-M3DA-04-008	MO State Highway Patrol	Statewide Traffic Accident Records Sys.	\$182,975.00	Project reported 177,819 crashes to STARS total of 2,121 overtime hours were expended processing 28,316 crash reports.
19-M3DA-04-009	MO State Highway Patrol	STARS and FARS Support	\$77,734.80	Contracted computer consultant completed two milestones relating to the rewrite of the STARS and interface with the Cool:Gen framework.

19-M3DA-04-010	MO State Highway Patrol	Predictive Analytical Crash Project	\$26,540.00	Statistical Analysis Center continues to work with MU to activate the predictive model on the MSHP's network. The team ran into several difficulties due to the MSHP server not being able to handle the production load. Modifications have been made.
19-M3DA-04-011	Office of State Courts Administrator	Show Me Court Implementations	\$194,318.67	During grant period, Show Me Courts (SMC) was deployed to 119 standalone municipal divisions (including divisions who previously used JIS) and the remaining 21 Circuit Courts were also added. All 114 counties and the City of St. Louis implemented SMC.
19-M3DA-04-012	Office of State Courts Administrator	JIS Monitoring and Reporting	\$171,531.26	During grant period, management analysts monitored 115 State Courts, 280 municipal locations heard in the associate division and 131 municipal divisions using the statewide case management system.
19-M3DA-04-015	REJIS	LETS Sustainment and Enhancement	\$162,316.00	Over 61,000 crash reports were entered into LETS by 193 agencies.
19-M3DA-04-016	REJIS	Electronic Records Adoption Improvement	\$11,212.00	Due to health issues and a lack of new agencies to contact, this funding was never utilized.
M3DA-2019-04-00-00	Highway Safety and Traffic Division	THSD-Statewide 405c Data Program	\$2,000,000.00	Dummy project set up as a holding account.

19-RS-11-001	Highway Safety and Traffic Division	Traffic Engineering Assistance Program	\$60,000.00	This project retained private consulting firms with expertise in traffic engineering to aid cities and counties with specific operational problems on their streets and highways. It provided for the retention of at least two consultants, which addressed local agency problems anywhere in the state without geographical limitations. This project did not provide for actual design in connection with the solution. It attempted to provide solutions to traffic problems.
19-RS-11-002	University of MO Curators	2019 Blueprint Conference	\$25,000.00	Funding was used to cover salary, speaker/AV costs and indirect fees. There were 475 attendees at the 2019 Blueprint Conference.

Training-Misc.-Multi-program

Project	Title	Subrecipient	Award	Annual Report Summary
19-PT-02-100	402 Training/Survey/Operations	Highway Safety and Traffic Division	\$115,000.00	This project provided for various projects within the Highway Safety Office. The Traffic Occupant Protection Strategies program trained 79 officers and Officer Roadside Safety program trained 245 officers. The DWI/Full Time Unit workshop brought together the full time funded officers from 12 LE Agencies for training, yearly report out, and sharing of strategies. Other expenses included covering costs for partners and staff to attend trainings such as the annual Blueprint Conference, costs for POST credit, and various sponsorships.

19-PT-02-064	2019 LETSAC Conference	Highway Safety and Traffic Division	\$29,500.00	This project was used to fund the annual LETSAC training conference. It provides funding for the annual Highway Safety Calendar, speakers for the conference, hotel expense, and other miscellaneous expenses.
19-PT-02-065	2019 LETSAC Conference	Missouri Police Chiefs Assoc.	\$30,000.00	This project also covers expense for the annual LETSAC training conference. It provides funding for speakers, hotel expense, AV expense, and banquet expense at the conference.
19-PT-02-028	LE Driving 2019	Missouri Police Chiefs Association	\$40,000.00	This project provided funding for Emergency Vehicle Operations training for law enforcement officers in Misosuri, which provided valuable information to enhance services and skills to promote driving safety in the field. The program provided virtual training for 23 agencies, for a total of 2,555 hours of training for 365 officers.
19-PT-02-001	Driver Improvement Program (D.I.P.)	Missouri Safety Center	\$49,719.67	Managed all DIP approved providers and instructors, performed compliance audits, maintained an up-to-date list of approved program providers and surveyed all approved providers. Number of on-line providers increased from 16 to 18.

19-PT-02-029	Law Enforcement Training	Missouri Southern State University	\$50,400.00	<p>The primary objectives of alcohol enforcement training are to raise awareness of alcohol offenses improve recognition of alcohol related offenses, execution of sobriety checkpoints and enforcement of alcohol related offenses. Funding was used to provide one Spanish for Law Enforcement class, three ARIDE classes, one DWI Enforcement Strategies for Small Department class, one DWI Crash Investigation class, one Type III Operator classes and one 4-hour SFST Update class; reaching approximately 96 law enforcement officers.</p>
19-AI-04-001	Accident Invest/Training/Reconstruction	MO State Highway Patrol	\$70,205.70	<p>This project provided funding for tuition support, instructor development support and educational/equipment supplies and instructional materials to Missouri peace officers for law enforcement training related to traffic safety. Funding assisted in providing for 8 different crash investigation schools, allowing 181 students to attend these schools.</p>

19-PT-02-032	Radar/EVOC/Instructor Dev/Equip Purchase	MO State Highway Patrol	\$78,256.70	<p>This project provided funding for tuition support, instructor development support and educational/equipment supplies and instructional materials to Missouri peace officers for law enforcement training related to traffic safety. Funding assisted in providing for 10 different Radar and EVOC schools, allowing 197 students to attend these schools. Funds were also used to purchase reflective vests for the recruit class.</p>
19-PT-02-033	Skill Development	MO State Highway Patrol	\$20,000.00	<p>This project was a critical part of the Patrol's ongoing commitment to address traffic safety issues using information from relevant, current and ongoing specialized training and conferences. Troopers and/or Patrol employees were able to attend IACP Conference, LETSAC Conference, Lifesaver Conference, and the MoDOT Blueprint Conference; as well as the Uniformed Safety Education Officers Workshop.</p>
19-EM-02-001	Highway Emergency Response Training	University of MO Curators	\$73,350.00	<p>This project provided funding to improve the safety of Missouri first responders traveling to and returning from incidents, and improve the safety and survival outcomes for citizens involved in serious highway crashes and emergencies. Funding was utilized to deliver 27 classes that trained 504 emergency first responders.</p>

19-PA-02-002	Grant Management System DocuSign Project	REJIS	\$35,000.00	This project completed incorporating electronic signatures into the Highway Safety online Grant Management System for contracts beginning in FY20. Of the 411 contracts issued for FY20 (contracts prepared and issued May - September 2019 for FY20), 288 were signed electronically.
--------------	---	-------	-------------	--

**Appendix D
FISCAL YEAR 2019 TRAINING REPORT**

Report illustrates all training courses conducted and funded using Highway Safety Grant funding during the fiscal year and the agencies that attended

Course	Training Provider	Course Hours	Number Participants	CEU Hours	Agency Types Trained
Advanced Crash Investigation	MSHP Law Enforcement Academy	69	33	48	MSHP, Police,
ARIDE	Missouri Southern State University	16	9	16	MSHP, Police,
ARIDE	MSSU	16	12	16	MSHP, Police, Sheriff,
ARIDE	MSHP Law Enforcement Academy	16	20	16	MSHP, Police, Sheriff,
ARIDE	MSHP - Law Enforcement Academy	16	21	16	MSHP, Police, Sheriff,
ARIDE	MSHP Law Enforcement Academy	16	15	16	MSHP, Police,
ARIDE	MSHP Law Enforcement Academy	16	19	16	MSHP, Police,
ARIDE	MOPS	16	18	16	MSHP, Police, Sheriff,
ARIDE	MOPS	16	16	16	Police, Sheriff, State Agency,
ARIDE	MOPS	16	16	16	MSHP,
ARIDE	MOPS	16	13	16	MSHP,
ARIDE	MOPS	16	15	16	Police, Sheriff,
ARIDE	MOPS	16	14	16	Police, Sheriff,
ARIDE	MOPS	16	12	16	MSHP,
ARIDE	MOPS	16	23	16	MSHP,
ARIDE	MOPS	16	32	16	MSHP,
ARIDE	Missouri Southern State University	16	8	16	MSHP, Sheriff,
ARIDE	MOPS	16	25	16	MSHP, Police, Park Rangers,
BAC Type II Supervisor	MSHP Law Enforcement Academy	46	7	44	MSHP,
BAC Type II Supervisor	MSC	36	8	0	MSHP, Police, Sheriff,
BAC Type II Supervisor	MSC	36	7	36	Police,
BAC Type II Supervisor	MSC	36	11	0	Police, Park Rangers,
BAC Type II Supervisor	MSC	36	11	36	MSHP, Police, Sheriff,
BAC Type II Supervisor	MSC	36	8	0	MSHP, Police, Health Department,
BAC Type II Supervisor Lab	MSC	8	5	0	Police,
BAC Type II Supervisor Lab	MSC	8	4	0	Police,
BAC Type II Supervisor Lab	MSC	8	1	0	MoDOT,
BAC Type II Supervisor Lab	MSC	8	2	8	Police,
BAC Type II Supervisor Lab	MSC	8	6	8	MSHP, Police,
BAC Type II Supervisor Lab	MSC	8	6	8	MSHP, Police, Sheriff,
BAC Type II Supervisor Lab	MSC	8	2	0	Police,
BAC Type II Supervisor Lab	MSC	8	3	0	Police,
BAC Type II Supervisor Lab	MSC	8	5	0	Police, Park Rangers,

BAC Type II Supervisor Lab	MSC	8	4	0	Police,
BAC Type II Supervisor Lab	MSC	8	1	0	Police,
BAC Type II Supervisor Lab	MSC	8	3	0	Police,
BAC Type II Supervisor Lab	MSC	8	3	0	Police,
BAC Type II Supervisor Lab	MSC	8	1	0	Police,
BAC Type II Supervisor Lab	MSC	8	2	0	Police,
BAC Type II Supervisor Lab	MSC	8	3	0	Police,
BAC Type II Supervisor Lab	MSC	8	1	0	Sheriff,
BAC Type II Supervisor Lab	MSC	8	5	0	MSHP, Police,
BAC Type II Supervisor Lab	MSC	8	3	0	MSHP, Police, Sheriff,
BAC Type II Supervisor Lab	MSC	8	3	0	Police,
BAC Type III Operator	MSHP Law Enforcement Academy	59	32	0	MSHP,
BAC Type III Operator	MSHP Law Enforcement Academy	59	31	0	MSHP,
BAC Type III Operator	Missouri Southern State University	12	13	12	Police, Sheriff,
BAC Type III Operator	MSC	8	7	0	Police,
BAC Type III Operator	MSC	8	8	0	Police,
BAC Type III Operator	MSC	8	17	0	Police,
BAC Type III Operator	MSC	8	9	8	Police,
BAC Type III Operator	MSC	8	11	0	Police, Sheriff,
BAC Type III Operator	MSC	8	12	0	Police, Sheriff,
BAC Type III Operator	MSC	8	7	0	Park Rangers,
BAC Type III Operator	MSC	8	11	0	Police, Sheriff,
BAC Type III Operator Lab	MSC	4	7	0	Police,
BAC Type III Operator Lab	MSC	4	6	0	Police,
BAC Type III Operator Lab	MSC	4	3	0	Police,
BAC Type III Operator Lab	MSC	4	11	0	Police,
BAC Type III Operator Lab	MSC	4	10	0	Police,
BAC Type III Operator Lab	MSC	4	1	0	Police,
BAC Type III Operator Lab	MSC	4	3	4	Police,
BAC Type III Operator Lab	MSC	4	1	0	Police,
BAC Type III Operator Lab	MSC	4	5	0	Police,
BAC Type III Operator Lab	MSC	4	3	0	Police,
BAC Type III Operator Lab	MSC	4	6	0	Police, Sheriff,
BAC Type III Operator Lab	MSC	4	2	0	Police,
BAC Type III Operator Lab	MSC	4	7	0	Park Rangers,
BAC Type III Operator Lab	MSC	4	7	0	Park Rangers,
BAC Type III Operator Lab	MSC	4	9	0	Police, Sheriff,
BAC Type III Operator Lab	MSC	4	4	0	Police,
BAC Type III Operator Lab	MSC	4	4	0	MSHP, Sheriff,
BAC Type III Operator Lab	MSC	4	1	0	Police,
BAC Type III Operator Lab	MSC	0	3	0	MSHP, Police,
BAC Type III Operator Lab	MSC	4	11	0	Police, Sheriff,
Basic Crash Investigation	MSHP Law Enforcement Academy	37	26	31	MSHP, Police, Sheriff,

Cops In Court	MOPS	6	19	6	MSHP, Police, Sheriff, Prosecuting Attorney,
Cops In Court	MOPS	6	20	6	Police, Sheriff,
Cops In Court	MOPS	6	13	6	Sheriff,
Cops In Court	MOPS	6	26	6	MSHP, Police, Sheriff, Prosecuting Attorney,
Cops In Court	MOPS	6	19	6	Police,
Crash Investigation I	MSHP Law Enforcement Academy	68	27	0	MSHP,
Crash Investigation I	MSHP Law Enforcement Academy	68	31	0	MSHP,
Crash Investigation II	MSHP - Law Enforcement Academy	38	18	32	MSHP, Police,
Crash Reconstruction	MSHP Law Enforcement Academy	80	25	68	MSHP, Police, Sheriff,
Crash Reconstruction	MSHP Law Enforcement Academy	80	19	68	MSHP, Other, Police,
Crash Reconstruction	MSHP Law Enforcement Academy	18	9	15	MSHP, Police, Sheriff,
DRE Training	MSHP Law Enforcement Academy	36	4	40	MSHP, Police, Sheriff,
DRE Training	MSHP Law Enforcement Academy	80	11	72	MSHP, Other, Police, Sheriff,
DWI Bootcamp	MOPS	6	37	6	Police, Sheriff, Prosecuting Attorney,
DWI Bootcamp	MOPS	6	25	6	Police, Sheriff, Prosecuting Attorney,
DWI Crash Investigation	MSSU	8	15	8	Police, Sheriff,
DWI Enforcement Strategies for Small Depts.	MSSU	8	9	8	Police, Sheriff,
DWI/DRE Traffic Safety Conference	MOPS	0	156	11	MSHP, Other, Police, Sheriff, State Agency, University, MoDOT, Prosecuting Attorney,
DWITS	MSHP	2	7	2	Police, Prosecuting Attorney, Court Staff,
DWITS	MSHP	2	3	2	Police, Prosecuting Attorney,
DWITS	Missouri State Highway Patrol	2	13	2	Police, Court Staff,
DWITS	MSHP	2	24	0	Police, Sheriff, Prosecuting Attorney,
EVOG	MSHP Law Enforcement Academy	42	33	0	MSHP,
EVOG	MSHP Law Enforcement Academy	42	32	0	MSHP,
EVOG	MSHP Law Enforcement Academy	40	15	42	Other, Police, Sheriff,
EVOG Instructor	MSHP - Law Enforcement Academy	40	1	40	Police,
EVOG Instructor	MSHP Law Enforcement Academy	40	9	40	MSHP, Police, Sheriff,
EVOG Instructor	MSHP - Law Enforcement Academy	40	14	40	MSHP, Police, Sheriff,
High Risk Vehicle Stops	MSSU	8	11	8	MSHP, Police, Sheriff,
High Risk Vehicle Stops	MSSU	8	10	8	Police, Sheriff,
Missouri Motor Vehicle Law	Missouri Southern State University	8	22	8	Police,

Missouri Motor Vehicle Law	MSSU	8	26	8	Police, Sheriff,
MOPS	Drugged Driving 101	6	20	6	Other, Police, Sheriff, Prosecuting Attorney,
MOPS	Traffic Stops and Vehicle Searches	6	29	6	Police, Sheriff, Prosecuting Attorney, Park Rangers,
MOPS	Drugged Driving 101	6	12	6	MSHP, Police, Sheriff, Prosecuting Attorney,
MOPS	Drugged Driving 101	6	15	6	Police, Sheriff, Prosecuting Attorney,
MOPS	Traffic Stops and Vehicle Searches	6	39	6	MSHP, Police, Sheriff,
MOPS	Traffic Stops and Vehicle Searches	6	17	6	MSHP, Police, Sheriff, Prosecuting Attorney,
MOPS	Ethically Handling Commercial Drivers in the Courts	1	24	1	MSHP, Other, Prosecuting Attorney,
MOPS	Fall DWI Training	6.9	19	6.9	Prosecuting Attorney,
MOPS	Prosecuting a Refusal Case	1	43	1	MSHP, Non-Profit, Police, Sheriff, State Agency, Prosecuting Attorney, Court Staff,
MOPS	Case Kaw Update: Roesing v. DOR	1	49	1	MSHP, Police, Sheriff, MoDOT, Prosecuting Attorney, Judges,
MOPS	What You Need to Know About Amendment 2	1	117	1	MSHP, Other, Police, Sheriff, MoDOT, Prosecuting Attorney, Court Staff,
MOPS	Introduction to the Crime Lab and Toxicology	1	43	1	Other, Police, Sheriff, Prosecuting Attorney, Court Staff, Park Rangers,
MOPS	MSHP Toxicology Reports and Testimony--Drugs	1	41	1	MSHP, Non-Profit, Police, Sheriff, MoDOT, Prosecuting Attorney, Court Staff,
MOPS	Findind and Using Prior DWI and DWR Offenses	1	25	1	MSHP, Police, Sheriff, Prosecuting Attorney,
MOPS	Traffic Stops and Vehicle Searches	6	27	6	MSHP, Police, Sheriff, Prosecuting Attorney,
MOPS	Drugged Driving 101	6	13	6	Other, Police,
MOPS	Under the Influence of Cannabis:	7	61	7	MSHP, Other, Police, Sheriff, Prosecuting Attorney, Park Rangers,
MOPS	Traffic Stops and Vehicle Searches	6	43	6	Police, Sheriff, Prosecuting Attorney,
MOPS	Drugged Driving 101	6	32	0	MSHP, Police, Prosecuting Attorney,
MOPS	Traffic Stops and Vehicle Searches	6	28	6	Police, Sheriff, Prosecuting Attorney, Park Rangers,
MOPS	Drugged Driving 101	6	17	6	Police, Sheriff,
MOPS	Traffic Stops and Vehicle Searches	6	25	6	MSHP, Police, Sheriff, Prosecuting Attorney,
MOPS	Drugged Driving 101	6	16	6	Police, Sheriff,
MOPS	Traffic Stops and Vehicle Searches	6	20	6	MSHP, Police, Sheriff, Prosecuting Attorney, Park Rangers,
MOPS	Traffic Stops and Vehicle Searches	6	18	6	Police, Sheriff,

MOPS	Traffic Stops and Vehicle Searches	6	22	6	MSHP, Police, Sheriff, Prosecuting Attorney,
MOPS	Drugged Driving 101	6	24	6	Police, Prosecuting Attorney, University,
Older Driver	Kassie Campbell	1	10	0	
Older Driver	Kassie Campbell	1	21	0	
Older Driver	Kassie Campbell	1	14	0	University,
Older Driver	Kassie Campbell	1	30	0	Medical Facility,
Older Driver	Kassie Campbell	1	30	0	Medical Facility,
Older Driver	Kassie Campbell	1	9	0	Medical Facility,
Older Driver	Kassie Campbell	1	7	0	University,
Older Driver	Kassie Campbell	1	3	0	Medical Facility,
Older Driver	Kassie Campbell	1	6	0	
Older Driver	Kassie Campbell	1	23	0	Medical Facility,
Older Driver	Kassie Campbell	1	6	0	
Older Driver	Kassie Campbell	1	100	0	
Older Driver	Kassie Campbell	1	15	0	Medical Facility,
Older Driver	Kassie Campbell	1	11	0	University,
Older Driver	Kassie Campbell	1	20	0	Medical Facility,
Older Driver	Kassie Campbell	1	26	0	University,
Older Driver	Beth Koster	1	5	0	University,
Older Driver	Beth Koster	1	10	0	University,
Older Driver	Kassie Campbell	1	18	0	University,
Older Driver	Kassie Campbell	1	25	0	
Older Driver	Kassie Campbell	1	3	0	Medical Facility,
Older Driver	Kassie Campbell	1	3	0	
Older Driver	Kassie Campbell	0	0	0	University,
Older Driver	Kassie Campbell	1	18	0	Medical Facility,
Older Driver	Kassie Campbell	1	48	0	University,
Older Driver	Kassie Campbell	1	22	0	Medical Facility,
Older Driver	Kassie Campbell	1	20	0	Medical Facility,
Older Driver	Kassie Campbell	1	16	0	University,
Older Driver	Kassie Campbell	1	26	0	University,
Older Driver	Kassie Campbell	1	9	0	
Older Driver	Kassie Campbell	1	8	0	University,
Older Driver	Kassie Campbell	1	20	0	
Older Driver	Kassie Campbell	1	9	0	Medical Facility,
Other	MSSU	40	17	33	Police, Sheriff,
Other	MSSU	8	8	0	Police, Sheriff,
Other	Missouri Southern State Un	8	8	8	Sheriff,
Protecting Lives & Saving Futures	MOPS	16.5	27	16.5	MSHP, Police, Sheriff, Prosecuting Attorney,
Radar and Laser Instructor	MSHP Law Enforcement Academy	32	6	29	MSHP, Police,
Radar and Laser Operator	MSHP Law Enforcement Academy	24	28	0	MSHP,
Radar and Laser Operator	MSHP - Law Enforcement Academy	24	32	0	MSHP,
SFST 24-Hour	MSC	24	5	24	Police,
SFST 24-Hour	MSC	24	4	24	Police, Sheriff,
SFST 24-Hour	MSC	24	9	24	Police,
SFST 24-Hour	MSC	24	6	24	Police,
SFST 24-Hour	MSC	24	11	24	Police,
SFST 24-Hour	MSC	24	7	24	Police, Sheriff,
SFST 24-Hour	MSC	24	3	24	Police,
SFST 24-Hour	MSC	24	7	0	Police,
SFST 24-Hour	MSC	24	8	0	Police,
SFST 24-Hour	MSC	24	17	0	Police,
SFST 24-Hour	MSC	24	11	0	Police, Sheriff,

SFST 24-Hour	MSC	24	11	0	Police, Sheriff,
SFST 24-Hour	MSC	24	12	0	Police, Sheriff,
SFST Instructor	MSHP Law Enforcement Academy	36	16	40	Other, Police, Sheriff,
SFST Instructor Update	MSC	2	19	2	MSHP, Police, Sheriff, University,
SFST Update	MSSU	4	13	4	Police, State Agency,
SFST Update	MSC	4	7	4	Police, Sheriff,
SFST Update	MSC	4	8	4	Police, Sheriff,
SFST Update	MSC	4	7	4	Police,
SFST Update	MSC	4	10	4	Police,
SFST Update	MSC	4	14	4	Other, Police,
ThinkFirst		2	500	0	High School,
ThinkFirst		1	50	0	High School,
ThinkFirst		1	80	0	High School,
ThinkFirst		1	90	0	High School,
ThinkFirst		1	210	0	High School,
ThinkFirst		1	1550	0	High School,
ThinkFirst		1	325	0	High School,
ThinkFirst		1	325	0	High School,
ThinkFirst		1	55	0	High School,
ThinkFirst		1	30	0	Public Works,
ThinkFirst		3	110	0	High School,
ThinkFirst		2	80	0	High School,
ThinkFirst		4	120	0	High School,
ThinkFirst		1	25	0	High School,
ThinkFirst		1	85	0	Elem School,
ThinkFirst		3	90	0	High School,
ThinkFirst		1	15	0	High School,
ThinkFirst		1	20	0	High School,
ThinkFirst		4	50	0	High School,
ThinkFirst		1	20	0	Training Academy,
ThinkFirst		1	150	0	Non-Profit,
ThinkFirst		1	80	0	High School,
ThinkFirst		1	240	0	High School,
ThinkFirst		1	25	0	University,
ThinkFirst		1	65	0	Police,
ThinkFirst		1	1	0	Safe Community,
ThinkFirst		3	100	0	High School,
ThinkFirst		2	70	0	High School,
ThinkFirst		2	70	0	High School,
ThinkFirst		1	320	0	High School,
ThinkFirst		2	350	0	High School,
ThinkFirst		1	500	0	High School,
ThinkFirst		1	300	0	High School,
ThinkFirst		3	100	0	High School,
ThinkFirst		3	90	0	High School,
ThinkFirst		1	10	0	Other,
ThinkFirst		2	50	0	High School,
ThinkFirst		1	15	0	High School,
ThinkFirst		1	33	0	High School,
ThinkFirst		2	110	0	Elem School,
ThinkFirst		1	350	0	High School,
ThinkFirst		1	140	0	High School,
ThinkFirst		1	400	0	High School,
ThinkFirst		1	190	0	High School,
ThinkFirst		1	55	0	Other,
ThinkFirst		1	12	0	High School,
ThinkFirst		1	1500	0	High School,

ThinkFirst		1	35	0	MoDOT,
ThinkFirst		1	25	0	High School,
ThinkFirst		1	70	0	High School,
ThinkFirst		1	35	0	Other,
ThinkFirst		1	3	0	Police,
ThinkFirst		1	6	0	Police,
ThinkFirst		2	60	0	MoDOT,
ThinkFirst		1	150	0	High School,
ThinkFirst		1	75	0	Public Works,
ThinkFirst		1	75	0	Public Works,
ThinkFirst		1	350	0	High School,
ThinkFirst		2	60	0	High School,
ThinkFirst		3	80	0	High School,
ThinkFirst		2	225	0	High School,
ThinkFirst		1	25	0	University,
ThinkFirst		1	60	0	High School,
ThinkFirst		2	110	0	High School,
ThinkFirst		1	120	0	High School,
ThinkFirst		1	465	0	High School,
ThinkFirst		1	70	0	High School,
ThinkFirst		1	80	0	High School,
ThinkFirst		1	330	0	High School,
ThinkFirst		1	125	0	High School,
ThinkFirst		1	100	0	High School,
ThinkFirst		1	65	0	High School,
ThinkFirst		5	180	0	High School,
ThinkFirst		1	150	0	High School,
ThinkFirst		1	360	0	
ThinkFirst		1	230	0	High School,
ThinkFirst		1	250	0	High School,
ThinkFirst		2	420	0	High School,
ThinkFirst		2	125	0	High School,
ThinkFirst		3	100	0	High School,
ThinkFirst		2	60	0	High School,
ThinkFirst		5	150	0	High School,
ThinkFirst		3	150	0	High School,
ThinkFirst		1	12	0	Safe Community,
ThinkFirst		1	150	0	High School,
ThinkFirst		2	65	0	Safety Council,
ThinkFirst		1	200	0	High School,
ThinkFirst		1	55	0	Training Academy,
ThinkFirst		1	55	0	Training Academy,
ThinkFirst		1	55	0	Training Academy,
ThinkFirst		1	80	0	Training Academy,
ThinkFirst		3	300	0	High School,
ThinkFirst		2	80	0	High School,
ThinkFirst		3	120	0	High School,
ThinkFirst		1	55	0	Training Academy,
ThinkFirst		1	50	0	Other,
ThinkFirst		2	550	0	High School,
ThinkFirst		1	650	0	High School,
ThinkFirst		5	140	0	High School,
ThinkFirst		1	140	0	High School,
ThinkFirst		1	250	0	High School,
ThinkFirst		4	350	0	High School,
ThinkFirst		3	200	0	High School,
ThinkFirst		1	50	0	Other,
ThinkFirst		2	60	0	High School,
ThinkFirst		2	65	0	High School,

ThinkFirst		1	160	0	High School,
ThinkFirst		1	35	0	High School,
ThinkFirst		1	65	0	MoDOT,
ThinkFirst		1	225	0	High School,
ThinkFirst		1	400	0	High School,
ThinkFirst		1	5	0	Other,
ThinkFirst		1	315	0	High School,
ThinkFirst		1	15	0	Health Department,
ThinkFirst		1	15	0	Health Department,
ThinkFirst		1	20	0	Health Department,
ThinkFirst		1	10	0	Health Department,
ThinkFirst		1	150	0	High School,
ThinkFirst		1	500	0	High School,
ThinkFirst		3	90	0	High School,
ThinkFirst		2	250	0	High School,
ThinkFirst		1	150	0	High School,
ThinkFirst		1	200	0	High School,
Vehicle Search and Seizure	MSSU	8	23	8	Police, Sheriff,
Vehicle Search and Seizure	MSSU	8	13	8	MSHP, Police, Sheriff,
Young Driver	Kassie Campbell	1	32	0	
Young Driver	Kassie Campbell	1	61	0	
Young Driver	Kassie Campbell	1	9	0	
Young Driver	Kassie Campbell	1	33	0	
Young Driver	Kassie Campbell	4	100	0	
Young Driver	Kassie Campbell	1	30	0	
Young Driver	Kassie Campbell	1	35	0	
Young Driver	Kassie Campbell	1	11	0	
Young Driver	Kassie Campbell	1	10	0	University,
Young Driver	Kassie Campbell	1	22	0	University,
Young Driver	Kassie Campbell	1	40	0	
Young Driver	Kassie Campbell	1	51	0	
Young Driver	Kassie Campbell	1	220	0	Medical Facility,
Young Driver	Kassie Campbell	1	50	0	Medical Facility,
Young Driver	Kassie Campbell	1	37	0	
Young Driver	Kassie Campbell	1	48	0	
Young Driver	Kassie Campbell	1	48	0	
Young Driver	Kassie Campbell	4	100	0	
Young Driver	Kassie Campbell	1	73	0	
Young Driver	Kassie Campbell	1	10	0	
Young Driver	Kassie Campbell	1	9	0	Medical Facility,
Young Driver	Kassie Campbell	1	6	0	
Young Driver	Kassie Campbell	0	8	0	
Young Driver	Kassie Campbell	1	47	0	
Young Driver	Kassie Campbell	1	151	0	Medical Facility,
Young Driver	Kassie Campbell	1	43	0	
Young Driver	Kassie Campbell	1	32	0	
Young Driver	Kassie Campbell	1	108	0	
Young Driver	Kassie Campbell	1	60	0	
Young Driver	Kassie Campbell	1	70	0	University,
Young Driver	Kassie Campbell	1	46	0	
Young Driver	Kassie Campbell	1	100	0	
Young Driver	Kassie Campbell	1	93	0	